

# VOLUNTARY CONTRIBUTIONS 2019

## Facts and figures

# **VOLUNTARY CONTRIBUTIONS 2019**

Facts and figures

**French edition**

*Contributions volontaires 2019 –  
Faits et chiffres*

All requests concerning the reproduction or translation of all or part of this document should be addressed to the Directorate of Communication (F-67075 Strasbourg Cedex or [publishing@coe.int](mailto:publishing@coe.int)).

All other correspondence concerning this document should be addressed to the Resource Mobilisation and Donor Relations Division.

Cover and layout:  
Documents and Publications  
Production Department (SPDP),  
Council of Europe

© Council of Europe, October 2020  
Printed at the Council of Europe

# Contents

---

<b>INTRODUCTION</b>	<b>5</b>
<b>VOLUNTARY CONTRIBUTIONS – TRENDS AND DEVELOPMENTS</b>	<b>6</b>
<b>SOURCES OF EXTRA-BUDGETARY FUNDING IN 2019</b>	<b>7</b>
<b>DISTRIBUTION OF EXTRA-BUDGETARY RESOURCES IN 2019</b>	<b>12</b>
NON-EARMARKED CONTRIBUTIONS FOR CO-OPERATION DOCUMENTS	12
BILATERAL OR COUNTRY-SPECIFIC CO-OPERATION	13
THEMATIC AND MULTILATERAL CO-OPERATION	18
CONTRIBUTION TO SUSTAINABLE DEVELOPMENT GOALS	19
<b>STRATEGIC PROGRAMMING AND DONOR RELATIONS</b>	<b>20</b>
STRATEGIC PARTNERSHIPS	20
RESULT-BASED RESOURCE MANAGEMENT	21
EFFICIENT, STREAMLINED MANAGEMENT AND REPORTING OF EXTRA-BUDGETARY RESOURCES	21
MONITORING AND CONTROL SYSTEMS	22
THE COUNCIL OF EUROPE AND OFFICIAL DEVELOPMENT ASSISTANCE	22
<b>CONCLUSION</b>	<b>23</b>
<b>APPENDIX 1</b>	<b>25</b>
<b>APPENDIX 2</b>	<b>53</b>





# Introduction

---

■ The Council of Europe biennial Programme and Budget divides the Organisation's standard setting, monitoring and co-operation activities into three pillars: Human Rights, Rule of Law and Democracy. It sets out agreed priorities and objectives and shows the resources needed to achieve them. It explains the Organisation's ordinary budget allocation and its extra-budgetary resource requirements.

■ The Ordinary Budget traditionally finances the functioning of the Organisation's statutory organs and other bodies, intergovernmental standard setting, monitoring activities and administrative infrastructure.

■ Extra-budgetary resources provide the main source of funding for the Organisation's co-operation programmes. With increased emphasis on co-operation, a key element of the reform launched in 2011, extra-budgetary resources have become crucial to the overall work of the Organisation. Extra-budgetary resources include voluntary contributions from member states, the European Union (EU) and from other sources, including observer states, non-member states, non-governmental or non-sovereign sources.

■ In order to ensure that activities and related expenditure are focused on agreed priorities, voluntary contributions are accepted within the framework of the Organisation's Programme and Budget. Such contributions could be either non-earmarked or earmarked for projects approved by the Council of Europe Committee of Ministers.

■ This publication provides data and statistics on the extra-budgetary resources of the Council of Europe in 2019.<sup>1</sup>

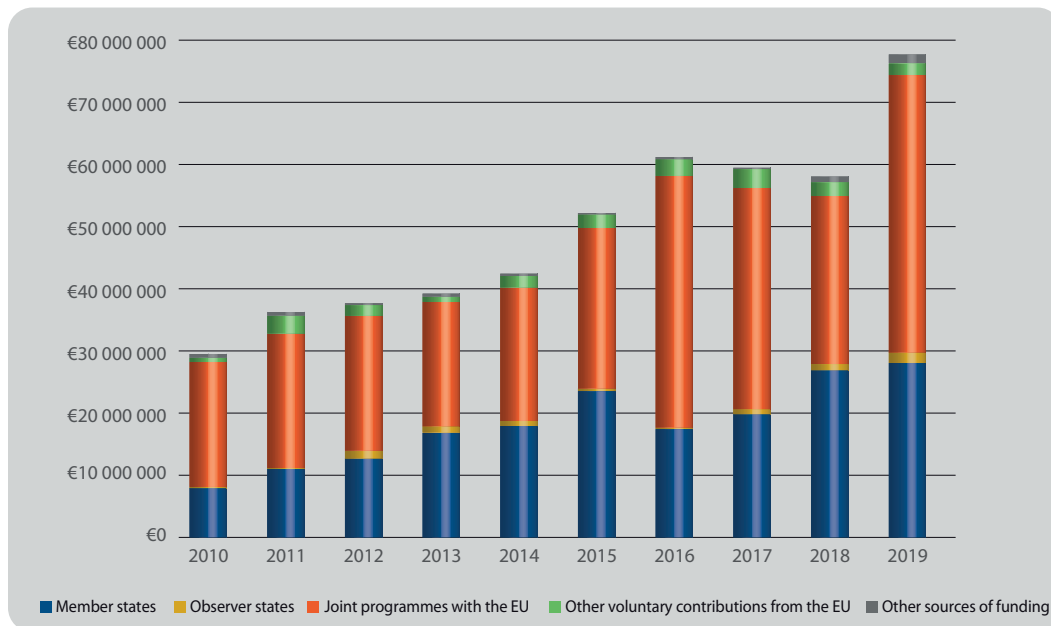
---

1. Based on actual monetary receipts on the Organisation's bank account between 1 January and 31 December 2019.

# Voluntary contributions – trends and developments

■ The bar chart below shows the evolution of extra-budgetary receipts between the years 2010 and 2019.

**Figure 1 – Extra-budgetary receipts of the Council of Europe 2010-2019**



■ Over the last decade,

- ▶ extra-budgetary receipts more than doubled, rising from €29 583 592 in 2010 to €77 777 312 in 2019 (+163%);
- ▶ voluntary contributions by member states more than tripled, from €7 964 723 in 2010 to €28 060 922 in 2019 (+252%);
- ▶ receipts from the European Union (EU) in the framework of joint programmes increased by 122%, rising from €20 113 274 in 2010 to €44 641 637 in 2019;
- ▶ other contributions from the EU increased by 24% during the same period, from €702 676 in 2010 to €1 861 205 in 2019;
- ▶ annual contributions from observer states increased from €177 610 in 2010 to their highest level at €1 781 408 in 2019 (+903%);
- ▶ total extra-budgetary receipts from 2010 to 2019 amounted to €494 443 489.

■ In 2019,

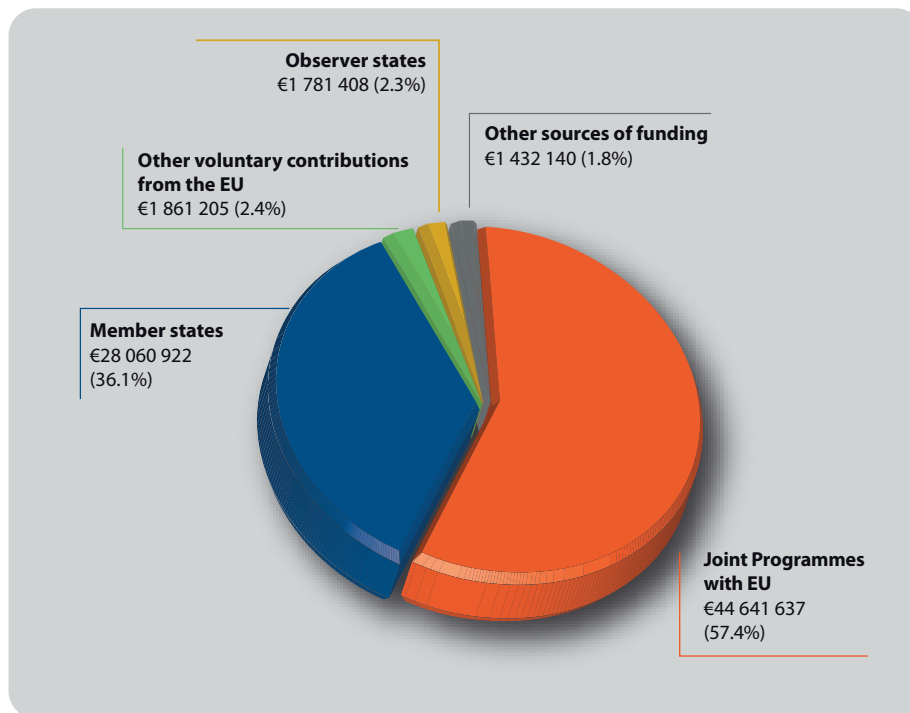
- ▶ annual extra-budgetary receipts reached a record high of €77 777 312, increasing by 34% compared to 2018;
- ▶ voluntary contributions from member states<sup>2</sup> increased by 4%;
- ▶ some 39 of the 47 member states contributed in 2019 (44 in 2018);
- ▶ receipts in the framework of Joint Programmes between the Council of Europe and the EU increased by 65%;
- ▶ voluntary contributions from the EU outside of the framework of Joint Programmes decreased for the second year in a row, this time by 16%;
- ▶ receipts from observer states increased by 80% to €1 781 408, with Canada accounting for €1 684 181.

2. Including Human Rights Trust Fund (HRTF) and European Economic Area (EEA) and Norway Grants.

# Sources of extra-budgetary funding in 2019

■ The overall volume of extra-budgetary receipts (€77 777 312) includes voluntary contributions from member states, from the EU and from other sources, including observer states, non-member states and non-state actors.

**Figure 2 – Extra-budgetary resources in 2019**



■ The relative size of extra-budgetary receipts in relation to the core Ordinary Budget funding of the Programme and Budget (which totalled €244 683 700 in 2019), increased from 24% in 2018 to 32% in 2019.

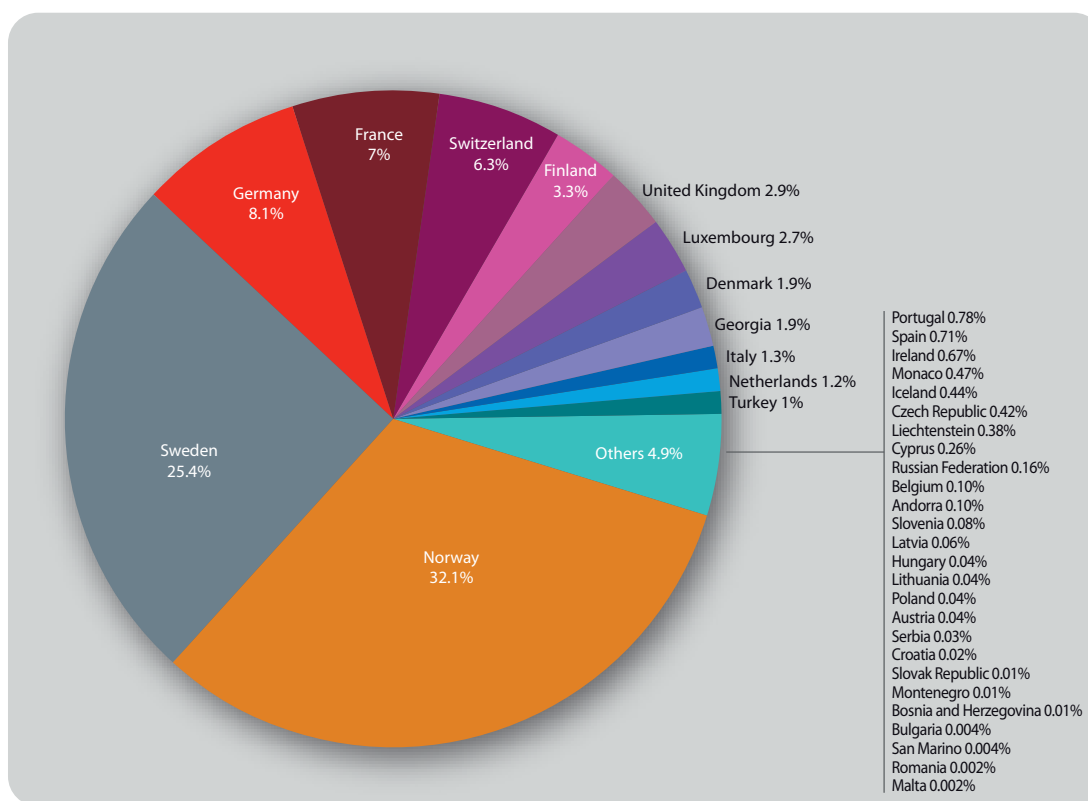
## Receipts from member states

■ In 2019, 39 of the 47 member states made bilateral contributions to the Council of Europe (44 in 2018) for a total amount of €25 721 691.<sup>3</sup>

■ Five countries contributed more than a million euros in 2019. Norway remained the largest bilateral donor, representing 32.1% of voluntary contributions provided by the member states. Sweden was again the second largest bilateral donor in 2019, with a share of 25.4%. Sweden was followed by Germany (8.1%), France (7.1%) and Switzerland (6.3%). The share of the top-ten donors in total receipts from member states increased from 81% of in 2018 to 91.7% in 2019.

3. Information on individual donors does not include their contributions to the HRTF and the EEA Grants, which are reflected separately.

**Figure 3 – Bilateral voluntary contributions by member states in 2019**



■ In addition to individual bilateral contributions, member states supported the Council of Europe’s work through the Human Rights Trust Fund (HRTF)<sup>4</sup> and the European Economic Area (EEA)<sup>5</sup> Grants. Disbursements from the HRTF to the Council of Europe amounted to €1 744 000 in 2019. The EEA Grants provided a direct contribution of €595 231 within the framework of its strategic co-operation agreement with the Council of Europe.

■ Including contributions made through the HRTF and in the framework of the EEA Grants, the overall volume of receipts from member states increased by 4% compared to a year ago, reaching an all-time high of €28 060 922 in 2019. Nonetheless, the share of member states in total contributions decreased to 36% from 46% a year ago, as contributions from the European Union in the framework of joint programmes increased at a greater pace. Further details on individual member states’ contributions in 2019 can be found in Appendix I of this document.

## Secondments by member states

■ Member states continued to support the work of the Council of Europe in the form of the secondment of national officials<sup>6</sup> to the Organisation. While such secondments are not included in the definition of voluntary contributions as such, they are seen as complementary to cash contributions.

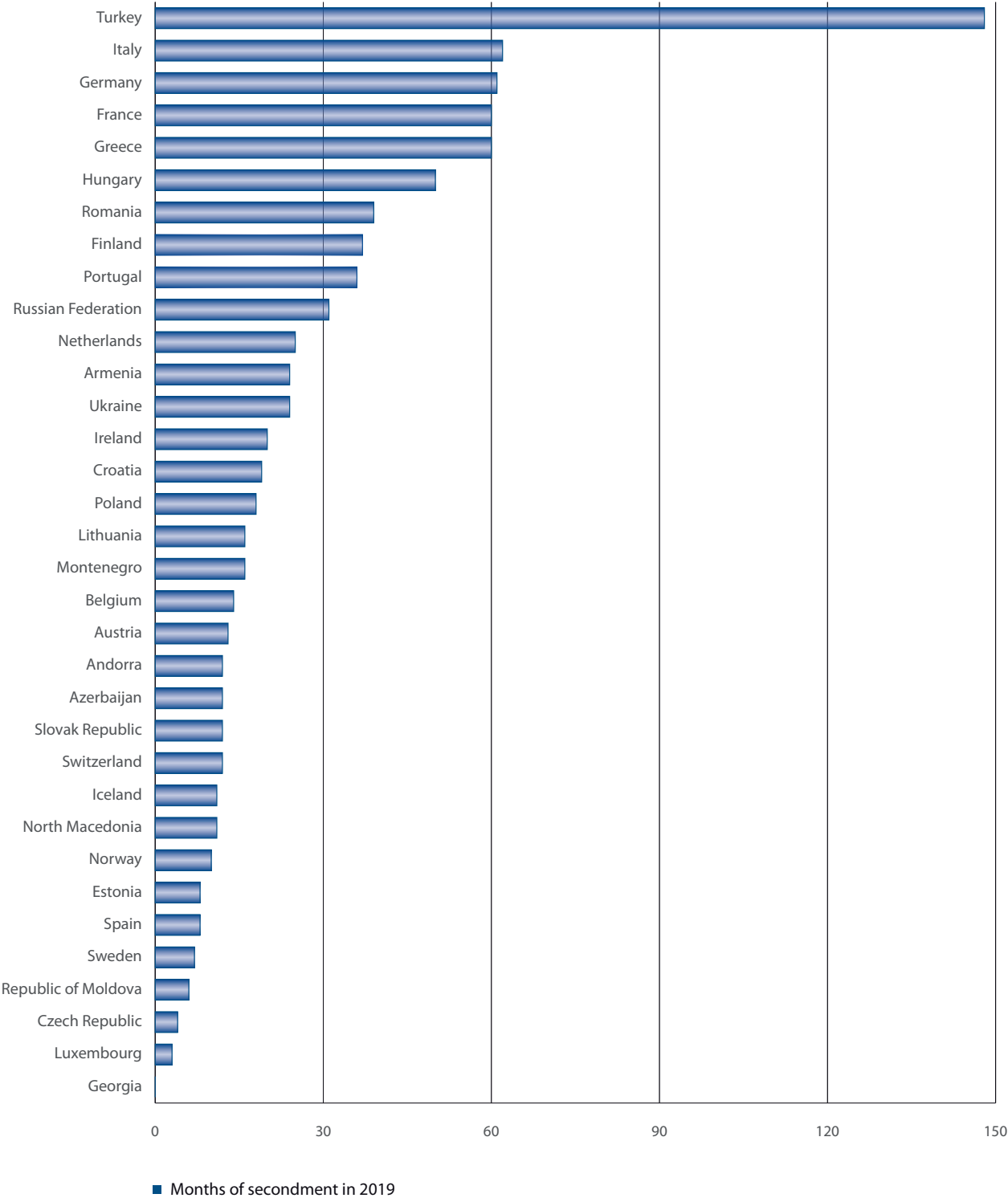
■ Thirty-four of the 47 member states seconded officials to the Council of Europe in 2019 (31 member states in 2018). Figure 4 illustrates the secondments by member states to the Council of Europe in 2019 (in months). The total amount of months of secondments was an equivalent of 74 national officials seconded full-time to the Council of Europe in 2019 (88 officials in 2018).

4. HRTF brings together seven contributors: Finland, Germany, Luxembourg, the Netherlands, Norway, Switzerland and the United Kingdom.

5. EEA Grants brings together three contributors: Iceland, Liechtenstein and Norway.

6. National seconded officials are nationals of a member state of the Council of Europe and, in case of partial agreements, nationals of a member state of the Council of Europe or of the partial agreement concerned.

**Figure 4 – Secondments by member states to the Council of Europe in 2019 (in months)**



## Receipts from the European Union (EU)

■ The EU remained the largest single contributor to the Council of Europe's co-operation activities in 2019. Annual receipts from the EU increased by 59% in 2019 and reached a record-high level of €46 502 842, representing 60% of total extra-budgetary receipts. Contributions received under the EU / Council of Europe Joint Programmes increased by 65% to €44 641 637 in 2019. Other voluntary contributions from the EU decreased by 16% to €1 861 205 during the same period.

### Strategic partnerships with the EU

The Council of Europe has developed a strategic partnership with the EU. In 2014, the Council of Europe and the European Commission signed a Statement of Intent to strengthen co-operation. The following regional instruments are co-funded by the European Union and the Council of Europe and implemented by the Council of Europe.

#### *Partnership for Good Governance (Phase II)*

Total budget of €17.5 million (2019-2021) for co-operation activities with Armenia, Azerbaijan, Georgia, the Republic of Moldova, Ukraine and Belarus.

#### *The Horizontal Facility for the Western Balkans and Turkey (Phase II)*

Total budget of €41 million (May 2019 – May 2022) for co-operation activities with Albania, Bosnia and Herzegovina, Montenegro, North Macedonia, Serbia, Turkey and Kosovo.\*

#### *South Programme (Phase III)*

Ensuring Sustainable Democratic Governance and Human Rights in the Southern Mediterranean (South Programme III) has a total budget of €3.3 million (March 2018-February 2020) for co-operation activities in Algeria, Egypt, Israel, Jordan, Lebanon, Libya, Morocco, Palestine\*\* and Tunisia. It is complemented by two EU/Council of Europe Joint Programmes for Tunisia amounting to an additional €10.5 million, launched in January 2019.

#### *Central Asia Rule of Law Programme*

Total budget of € 8.9 million (2020-2023) covering all five countries of the region – Kazakhstan, the Kyrgyz Republic, Tajikistan, Turkmenistan and Uzbekistan.

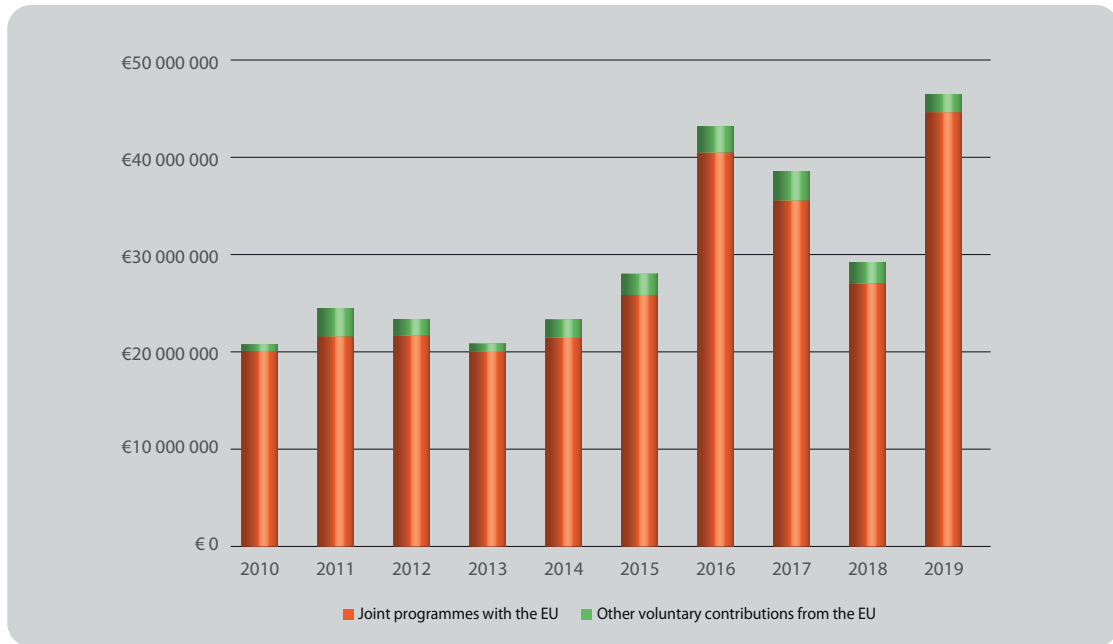
#### *Co-operation with the DG REFORM (formerly SRSS)*

The European Commission's Directorate-General for Structural Reform Support (DG REFORM, formerly the Structural Reform Support Service – SRSS) supports growth-enhancing reforms by mobilising EU funds and expertise. DG REFORM and the Council of Europe have increased their co-operation and concluded a Framework Agreement in 2019 to support reforms based on Council of Europe standards and expertise in judicial, institutional and other administrative domains.

\* All references to Kosovo, whether the territory, institutions or population, in this text shall be understood in full compliance with United Nations Security Council Resolution 1244 and without prejudice to the status of Kosovo.

\*\* This designation shall not be construed as recognition of a State of Palestine and is without prejudice to the individual positions of Council of Europe member states on this issue.

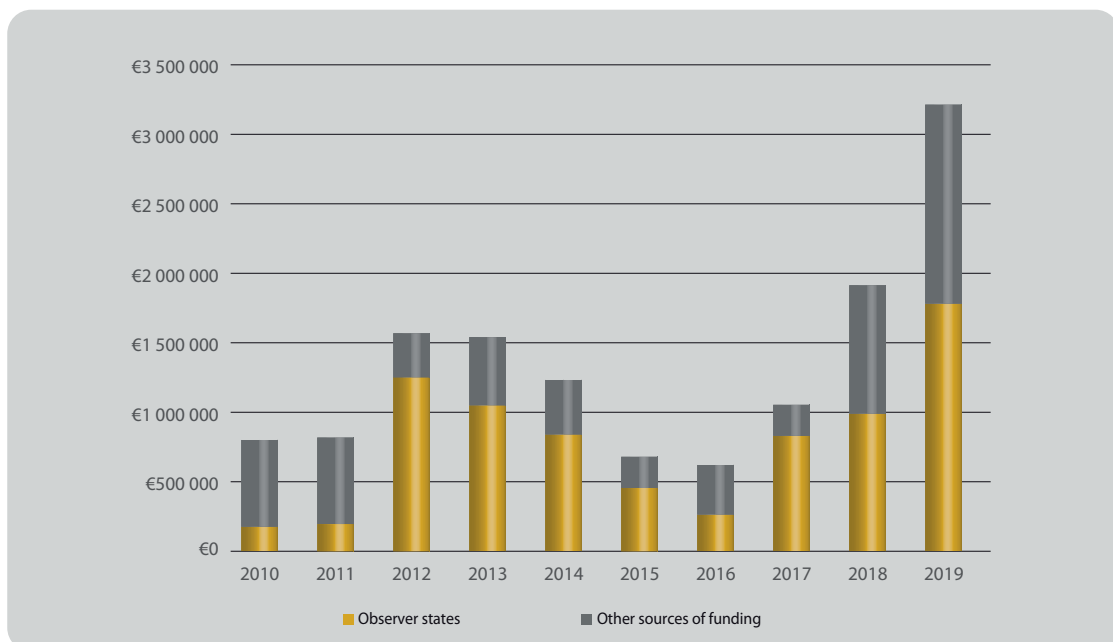
**Figure 5 – Voluntary contributions from the EU 2010-2019**



### Receipts from observer states and other sources<sup>7</sup>

Voluntary contributions from observer states<sup>8</sup> amounted to €1 781 408, representing 2.3% of total extra-budgetary receipts in 2019, up from 1.7% in 2018. Contributions from other partner countries and non-state actors<sup>9</sup> remained stable at 1.8% of total extra-budgetary receipts (€1 432 140).

**Figure 6 – Voluntary contributions from observer states and other sources of funds 2010-2019**



Further details on voluntary contributions received in 2019 by donor are provided in the appendices.

7. Other states, non-governmental or non-sovereign organisations.

8. Canada, Japan and the United States of America.

9. Aga Khan Development Network, Australia, Charta 77 Foundation, Comité national Olympique et sportif français, Eurac Research, European Lotteries, Faroe Islands, Française des jeux, Fund to End Violence Against Children, Gibraltar, Isle of Man, Israel, Moscow State Linguistic University, Qatar, Réseau GDS, States of Guernsey, Strasbourg événements, Václav Havel Library, World Lottery Association and Zurich University of Teacher Education.



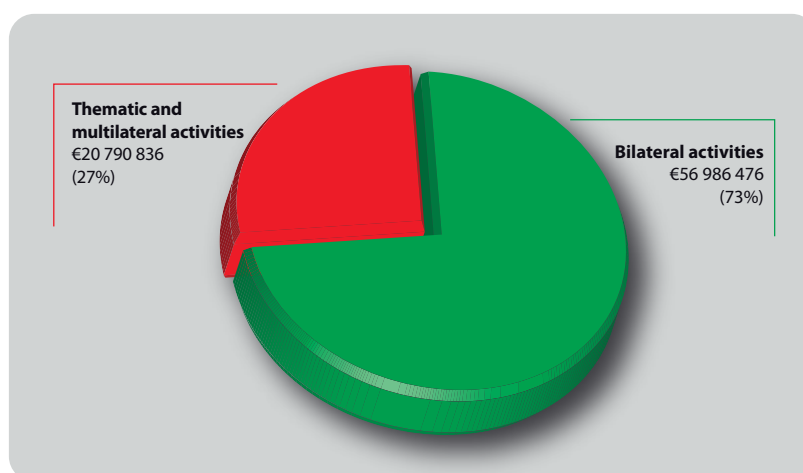
# Distribution of extra-budgetary resources in 2019

Extra-budgetary resources support projects approved within the framework of the Council of Europe's Programme and Budget. These resources are a major source of funding for the Organisation's assistance activities carried out through country-specific action plans or co-operation documents and thematic actions. These co-operation documents are endorsed by the Committee of Ministers upon request, including targeted assistance to neighbouring countries.

The total amount of €77 777 312 received in voluntary contributions was allocated as follows:

- ▶ 73% to bilateral activities,<sup>10</sup>
- ▶ 27% supported thematic and multilateral activities.<sup>11</sup>

**Figure 7 – Distribution of extra-budgetary resources in 2019**



In 2019, 44.2% of total extra-budgetary receipts supported activities under the Organisation's Rule of Law pillar. 23.6% of the receipts targeted actions under the Human Rights pillar and 12.4% supported activities on Democracy. Non-earmarked<sup>12</sup> funding to action plans and co-operation documents continued to increase in 2019, representing 18.4% of total receipts (up from 16.1% a year ago). Non-earmarked extra-budgetary contributions in support of the overall unfunded needs of the Council of Europe represented 1.4% of total receipts.

## NON-EARMARKED CONTRIBUTIONS FOR CO-OPERATION DOCUMENTS

The Council of Europe's country-specific co-operation documents (Action Plans for Armenia, Azerbaijan, Belarus, Bosnia and Herzegovina, Georgia, the Republic of Moldova and Ukraine; Neighbourhood Partnerships with Morocco and Tunisia, and Co-operation Priorities with the Russian Federation and Kosovo\*) set strategic priorities of co-operation with beneficiary countries and the resources required to achieve them. Complemented by thematic action plans, these documents facilitate the pooling of extra-budgetary resources.

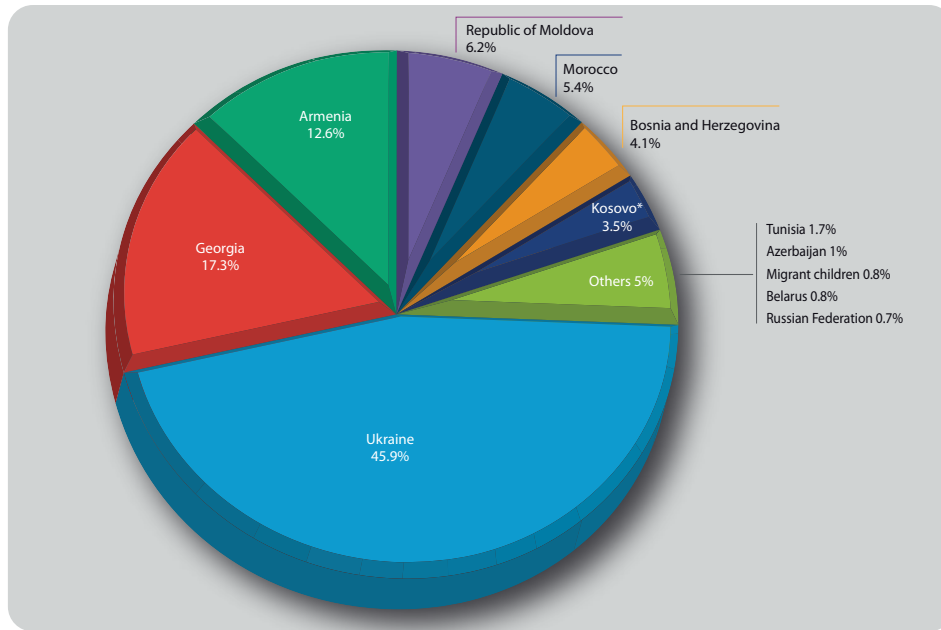
A total of 14 co-operation documents (12 country-specific and two thematic) received non-earmarked extra-budgetary resources in 2019, with the Action Plan for Ukraine being the leading beneficiary, followed by the action plans for Georgia and Armenia. The increasing volume of non-earmarked funding further improved the Organisation's capacity to address emerging needs in a flexible manner.

10. Here and throughout this document, bilateral activities refer to country-specific activities.

11. Here and throughout this document, multilateral activities refer to activities benefiting several countries and/or all member states.

12. Also known as non-specified.

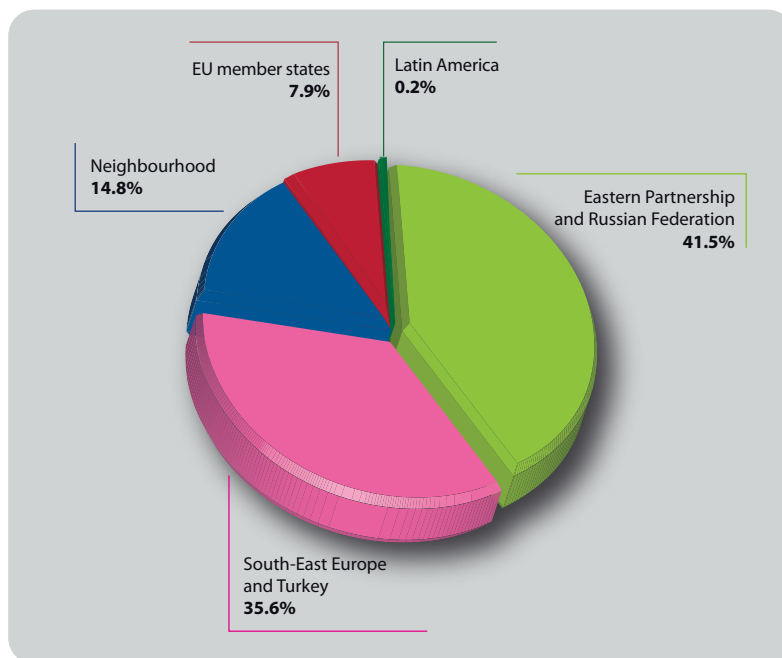
**Figure 8 – Non-earmarked contributions for co-operation documents**



### BILATERAL OR COUNTRY-SPECIFIC CO-OPERATION

- In 2019, from a total of €56 986 476 allocated to bilateral or country-specific activities:
  - ▶ 41.5% targeted countries in Eastern Europe<sup>13</sup> (same as in 2018);
  - ▶ 35.6% benefited projects in countries in South-East Europe<sup>14</sup> and in Turkey (down from 44% in 2018);
  - ▶ 14.8% supported projects in the neighbourhood countries (up from 11% in 2018);
  - ▶ 7.9% benefited projects in EU member states (up from 3% in 2018);
  - ▶ 0.2% supported activities in Latin America.

**Figure 9 – Geographical distribution of extra-budgetary receipts to bilateral or country-specific activities**



13. Eastern Partnership countries (Armenia, Azerbaijan, Georgia, the Republic of Moldova, Ukraine and Belarus) and the Russian Federation.

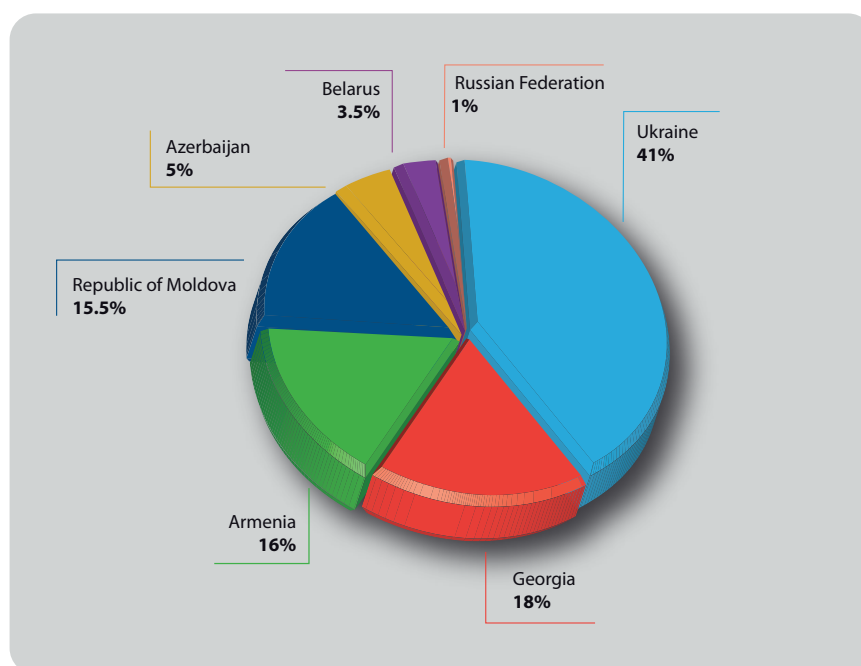
14. Albania, Bosnia and Herzegovina, Montenegro, North Macedonia, Serbia and Kosovo\*.

## Eastern Europe (Eastern Partnership countries and the Russian Federation) – €23 655 761

Voluntary contributions to the region amounted to €23 655 761 in 2019, up from €15 571 016 in 2018. The EU was the largest donor to the region, representing 34% of the total. Norway was again the largest bilateral donor, providing 20% of the voluntary contributions for Eastern Europe. Norway was closely followed by Sweden (16%), then by Canada (7%), Germany (5%) and Switzerland (4%). Voluntary contributions from 14 other donors<sup>15</sup> represented 14% of the total.

41% of the receipts for the region supported activities in Ukraine. 18% of contributions supported co-operation activities in Georgia, 16% in Armenia and 15.5% in the Republic of Moldova. These countries were followed by Azerbaijan (5%), Belarus (3.5%) and the Russian Federation (1%).

**Figure 10 – Distribution of extra-budgetary resources in Eastern Europe**



Non-earmarked contributions (i.e. at action plan level) represented 51% of the funding received for the region.

### Enhancing human rights in the armed forces in Armenia

- ▶ The Council of Europe contributed to changes in strategic policy and institutional settings to protect human rights of women in the armed forces in Armenia. The National Human Rights Protection Strategy and the Council of Europe Action Plan for Armenia 2020-2023 now include specific activities to promote human rights and gender in the armed forces, based on Council of Europe recommendations. Institutional changes took place in the Ministry of Defence, with a new unit for women service persons being established within the General Staff, with a servicewoman as its head.

### Promoting civil participation in Ukraine and Georgia

- ▶ The Council of Europe helped to promote stronger civil participation and engagement in the decision-making process at local and national levels in Georgia and Ukraine. An “Academy of civil participation” consisting of a series of training seminars was fully implemented in three pilot municipalities (Kyiv, Zhytomyr and Lviv). The “Kyiv Public Platform”, composed of over 40 non-governmental organisations (NGOs), has become a sustainable structure of policy advocacy. Eight pilot municipalities received support in developing regulations on civil participation and engagement. In Georgia, a similar project established a participatory platform composed of five NGO representatives and five local authorities’ representatives in Tbilisi and trained the members of the platform in public consultations.

15. The Czech Republic, Denmark, Finland, France, Georgia, Ireland, Latvia, Liechtenstein, Lithuania, Luxembourg, the Netherlands, the United Kingdom, the Human Rights Trust Fund, the Fund to End Violence Against Children.

### Fighting discrimination and hate crime in Georgia

- ▶ The Council of Europe assisted Georgia in bringing its anti-discrimination legislation in line with European standards. New guidelines on dealing with cases of discrimination and hate speech are now in place, along with a discrimination disaggregated data collection system. Launched in spring 2019, the awareness-raising campaign “I Choose Equality” disseminated educational and promotional videos and organised a series of public events to promote the values of equality and diversity.

### Promoting human rights in the criminal justice system of the Republic of Moldova

- ▶ Criminal justice policies and practices have been further aligned with the Council of Europe’s recommendations. Several capacity-building events, technical assistance and research activities involved judges, prosecutors, lawyers, members of academia and civil society, penitentiary and probation staff, the Government Agent before the European Court of Human Rights, representatives of the Ombudsperson’s office and the National Preventive Mechanism. The Council of Europe also supported the penitentiary system in organising healthcare in prisons, developing and strengthening its human resources strategy and training capacities, and strengthening the co-operation between the penitentiary and probation systems.

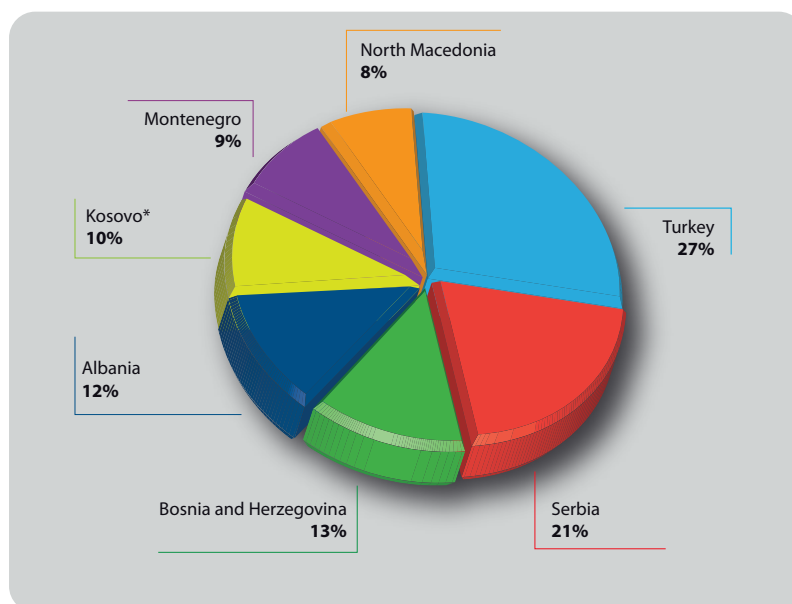
### Building solutions for internally displaced persons in Ukraine

- ▶ The Council of Europe assisted with development and implementation of a comprehensive approach to the sustainable integration of internally displaced persons. Empowering displaced professionals and institutions, the judiciary, legal professionals, civil servants, government officials, civil society and other key stakeholders, the project strengthened the legal and regulatory framework on internal displacement. Activities also promoted the protection of displaced persons’ rights which affect their daily lives, such as access to justice, housing and property rights. 43% of the national experts engaged in activities so far are themselves internally displaced persons.

## South-East Europe and Turkey – €20 288 595

■ Voluntary contributions for activities in South-East Europe and Turkey increased by 22% compared to 2018 and amounted to €20 288 595 in 2019. The EU provided 77.4% of voluntary contributions for the region. Major bilateral donors were Sweden and Norway, respectively providing 10.3% and 4.9% of the voluntary contributions supporting the activities in the region. The remaining 7.4% was provided by nine other donors.<sup>16</sup>

**Figure 11 – Distribution of extra-budgetary receipts in South-East Europe and Turkey**



16. Germany, Luxembourg, Switzerland, Turkey, the United Kingdom, Human Rights Trust Fund, Canada, the United States of America, the Fund to End Violence Against Children.

■ Turkey remained the leading beneficiary in the region, although its share decreased from 36% in 2018 to 27% in 2019. Serbia was the second largest beneficiary, followed by Bosnia and Herzegovina, Albania, Kosovo\*, Montenegro and North Macedonia.

**Fostering rapprochement through pilot language classes in Kosovo\***

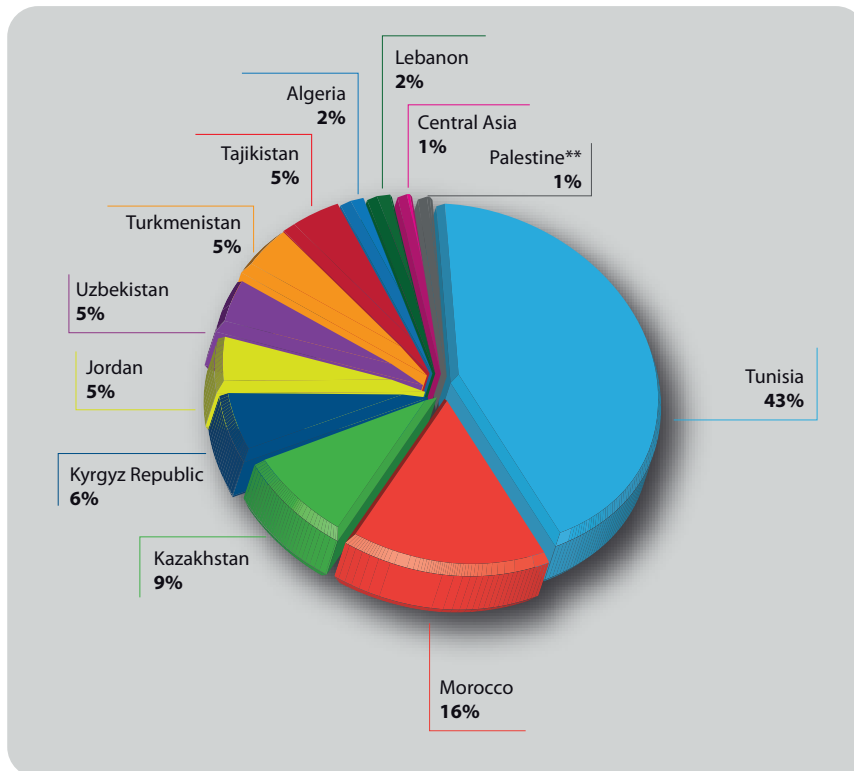
The Council of Europe launched pilot language classes in four community languages (Albanian, Serbian, Turkish and Bosnian), enrolling some 400 students in six municipalities. The success of the pilot classes increases the potential for their continuation in the future, and possible integration in the mainstream education curriculum. A sustainable community language learning system contributes to the rapprochement between different communities, creating a positive image of multilingualism and multiculturalism.

**Neighbourhood – €8 421 018**

■ Voluntary contributions received for the neighbourhood region almost doubled compared to 2018, reaching €8 421 018 in 2019. These contributions supported projects in favour of twelve beneficiaries in the Southern Mediterranean and Central Asia region.<sup>17</sup> The EU provided 87% of the contributions for these countries, while Norway accounted for 11.5% of total contributions.<sup>18</sup>

■ Tunisia remained the leading beneficiary in the region, receiving 43% of the funds in 2019. Tunisia was followed by Morocco (16%), Kazakhstan (9%) and the Kyrgyz Republic (6%). Jordan, Tajikistan, Turkmenistan and Uzbekistan each received 5%, while the remaining 6% supported activities in Algeria, Lebanon, Palestine\*\* and Central Asia as a region.<sup>19</sup>

**Figure 12 – Distribution of extra-budgetary receipts in the Neighbourhood**



17. Algeria, Jordan, Kazakhstan, the Kyrgyz Republic, Lebanon, Mongolia, Morocco, Palestine\*\*, Tajikistan, Tunisia, Turkmenistan and Uzbekistan.  
 18. Liechtenstein, Monaco, Spain and Turkey provided the remaining 1.5%.  
 19. For Kazakhstan, the Kyrgyz Republic, Mongolia and Uzbekistan.

### Assisting Morocco and Tunisia in fighting violence against women

115 Moroccan prosecutors who are working on cases of domestic violence improved their knowledge of related judicial proceedings, including on how to protect the victims of violence. Activities are based on the applicable national law and the Council of Europe Convention on preventing and combating violence against women and domestic violence (Istanbul Convention).

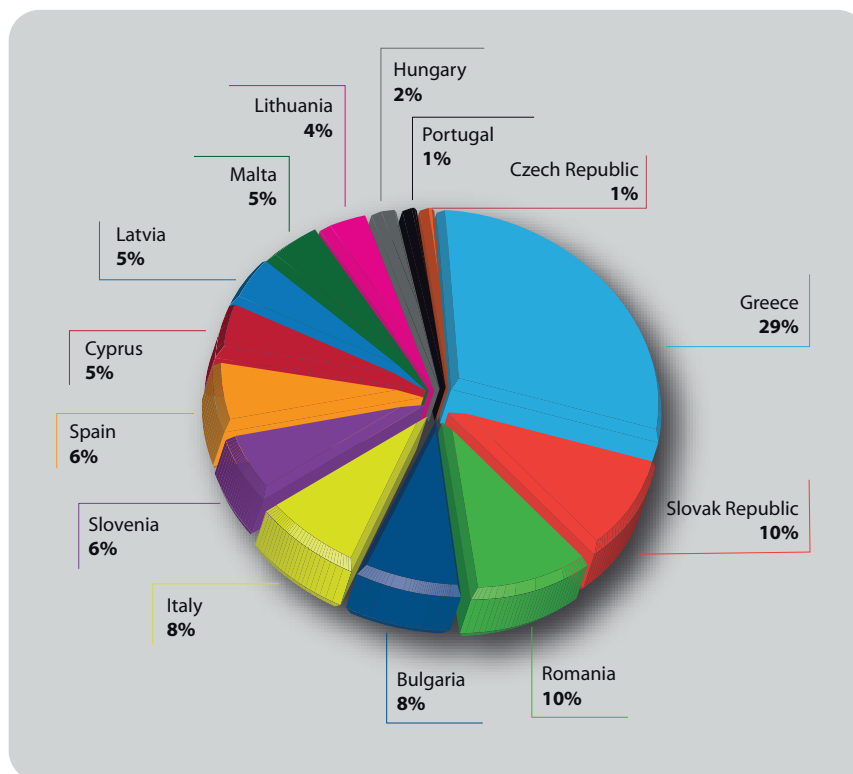
In Tunisia, co-ordination between professionals from various fields, such as doctors, prosecutors, social workers and representatives of non-governmental organisations was increased, to provide more comprehensive and systematic multi-sectoral assistance to women victims of violence.

## EU member states – €4 484 451

Voluntary contributions received in favour of co-operation activities in EU member states almost tripled compared to 2018, increasing from €1 176 058 to €4 484 451 in 2019. A total of 14 EU member states were recipients of country-specific extra-budgetary resources, up from seven in 2018.

Greece was the leading beneficiary in the region (29%), followed by the Slovak Republic (10%), Romania (10%), Bulgaria (8%), Italy (8%), Slovenia (6%), Spain (6%), Cyprus (5%), Latvia (5%), Malta (5%), Lithuania (4%), Hungary (2%), Portugal (1%) and the Czech Republic (1%).

Figure 13 – Distribution of extra-budgetary receipts in EU member states

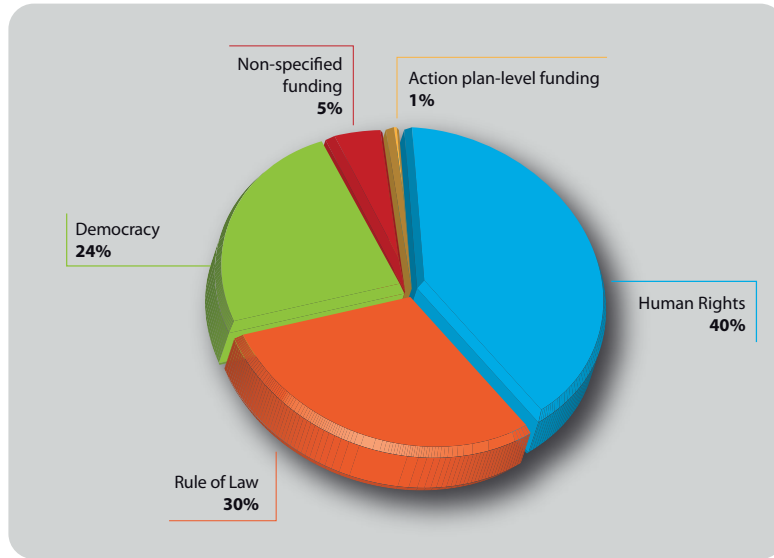


The European Union provided 84% of the contributions for activities in EU member states. The rest of the funding was provided by the Human Rights Trust Fund (13%) and Luxembourg (3%).

## THEMATIC AND MULTILATERAL CO-OPERATION

Voluntary contributions to thematic and multilateral co-operation activities remained stable in 2019, amounting to €20790837. Regarding the breakdown of contributions by pillar of the Programme and Budget; Human Rights received 40%, followed by Rule of Law (30%) and Democracy (24%). The rest of the funding was either non-specified or at action plan level.

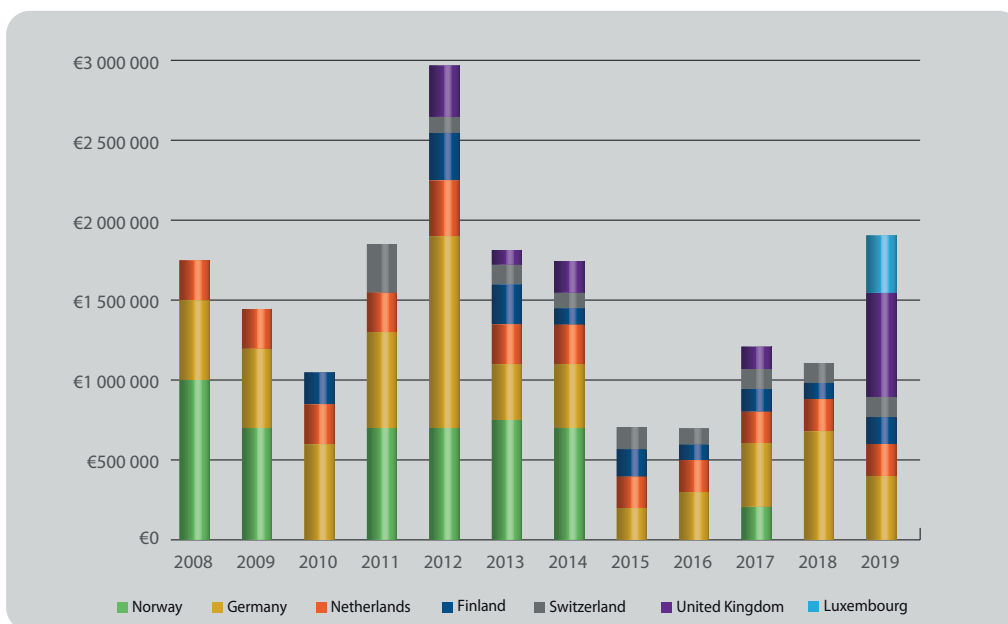
**Figure 14 – Distribution of thematic and multilateral co-operation activities (Human Rights, Rule of Law and Democracy)**



## The Human Rights Trust Fund (HRTF)

The Council of Europe's HRTF supports co-operation with member states to ensure the national application of the European Convention on Human Rights. The Fund brings together Norway, Germany, Luxembourg, the Netherlands, Finland, Switzerland and the United Kingdom. The HRTF collected a total of €18 272 097 from its members during the years 2008 to 2019. Annual contributions to the HRTF amounted to €1 904 557 in 2019, up from €1 105 000 in 2018.

**Figure 15 – Contributions by member states to the HRTF<sup>20</sup> in the period 2008-2019**



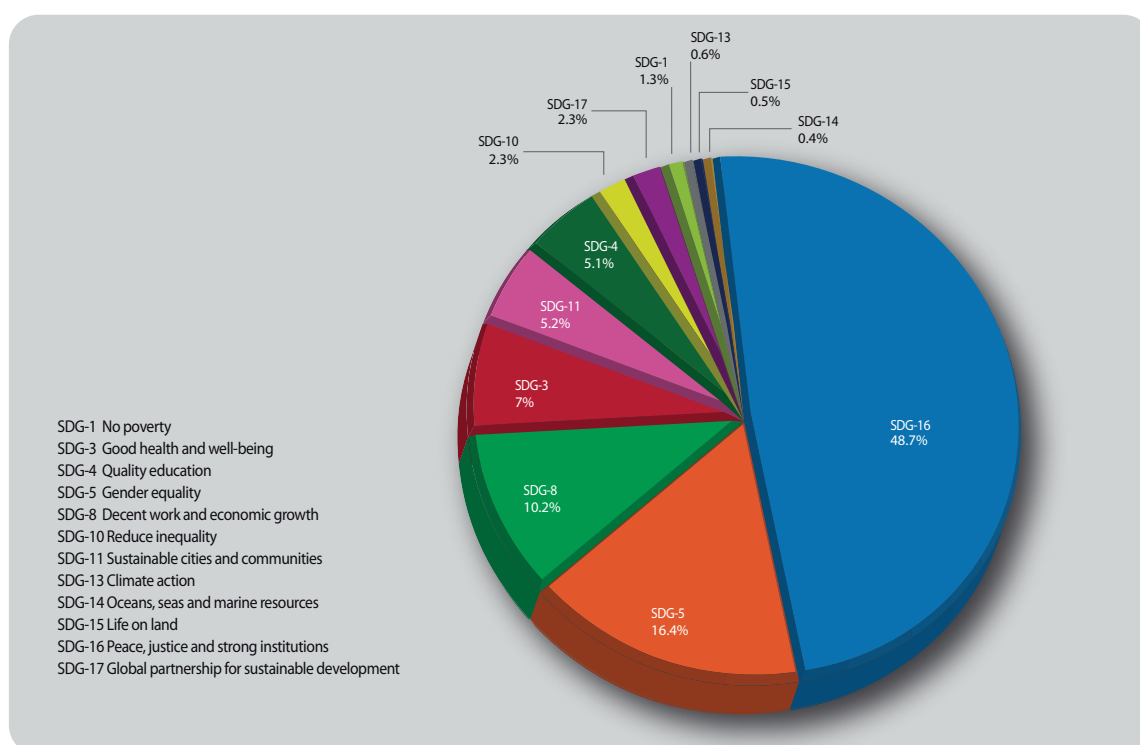
20. Listed in order of the year of membership.

## CONTRIBUTION TO SUSTAINABLE DEVELOPMENT GOALS

The United Nations' 2030 Agenda for Sustainable Development has been highly relevant for the Council of Europe with its global and overarching political approach. Starting with 2018-2019, the Council of Europe's Programme and Budget indicates, where relevant, the link between the Organisation's work and specific Sustainable Development Goals (SDGs).

Available data suggests that extra-budgetary contributions primarily supported SDG-16 Peace, justice and strong institutions (48.7% of total extra-budgetary resources). Voluntary contributions supported the achievement of several other goals of the UN 2030 Agenda for Sustainable Development, including SDG-5 Gender equality (16.4%), SDG-8 Decent work and economic growth (10.2%), SDG-3 Good health and well-being (7%), SDG-11 Sustainable cities and communities (5.2%) and SDG-4 Quality education (5.1%).

**Figure 16 – Council of Europe's support to UN 2030 Agenda for sustainable development via voluntary contributions (% share in total, 2019)<sup>21</sup>**



21. Action plan-level and non-specified contributions are distributed proportionally among programme lines and the sustainable development goals they support.



# Strategic programming and donor relations

## STRATEGIC PARTNERSHIPS

The Council of Europe promotes longer-term framework co-operation agreements and multi-annual contracts with key partners and donors to facilitate strategic and effective partnerships and ensure predictable and flexible funding.

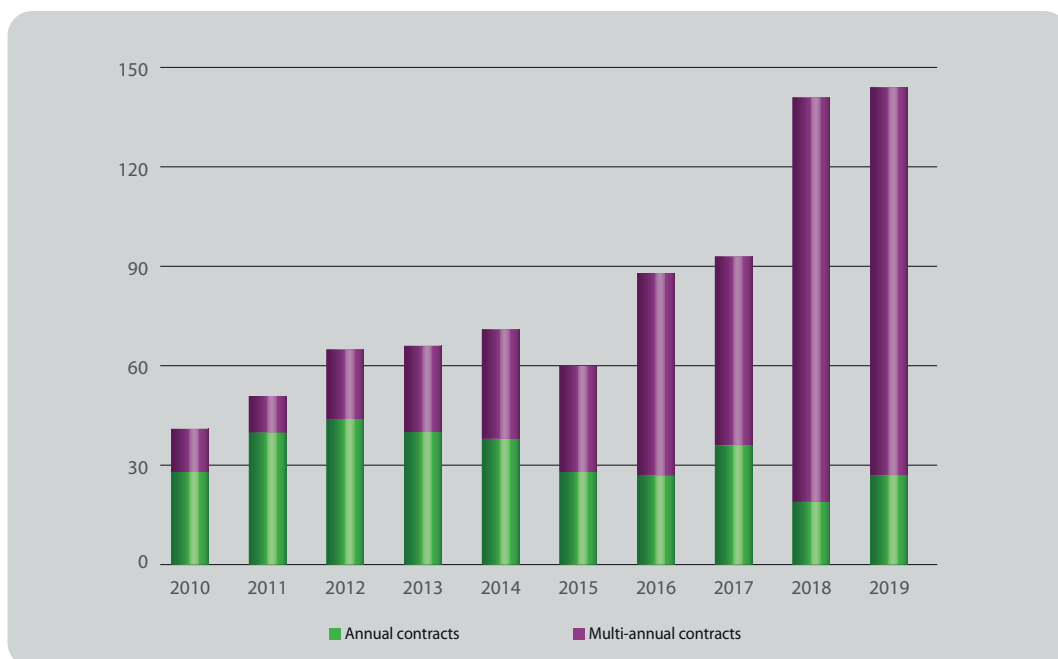
### Strategic partnerships with member states

A framework co-operation agreement with the Swedish International Development Co-operation Agency (Sida) provided a financial contribution of SEK 80.1 million (approximately €8.1 million) for the period January 2015 – June 2019 to support country-specific action plans and co-operation documents in Eastern Europe. A new agreement was concluded in 2019 for the period July 2019 – December 2023 and an amount of SEK 79 million (approximately €7.5 million).

Within a framework co-operation agreement, Norway contributed €7.5 million in 2019 in support of country-specific action plans and co-operation documents for Armenia, Bosnia and Herzegovina, Georgia, the Republic of Moldova, the Russian Federation, Ukraine, Kosovo\*, Morocco, Tunisia and for thematic areas. A total of approximately €49.6 million has been pledged through this agreement since 2011. Pledges in 2019 amounted to approximately €8.4 million.

More detailed figures on the EU / Council of Europe Joint Programmes are not included in this brochure, since this information can be found in the annual information document “Joint Programmes between the Council of Europe and the European Union”.

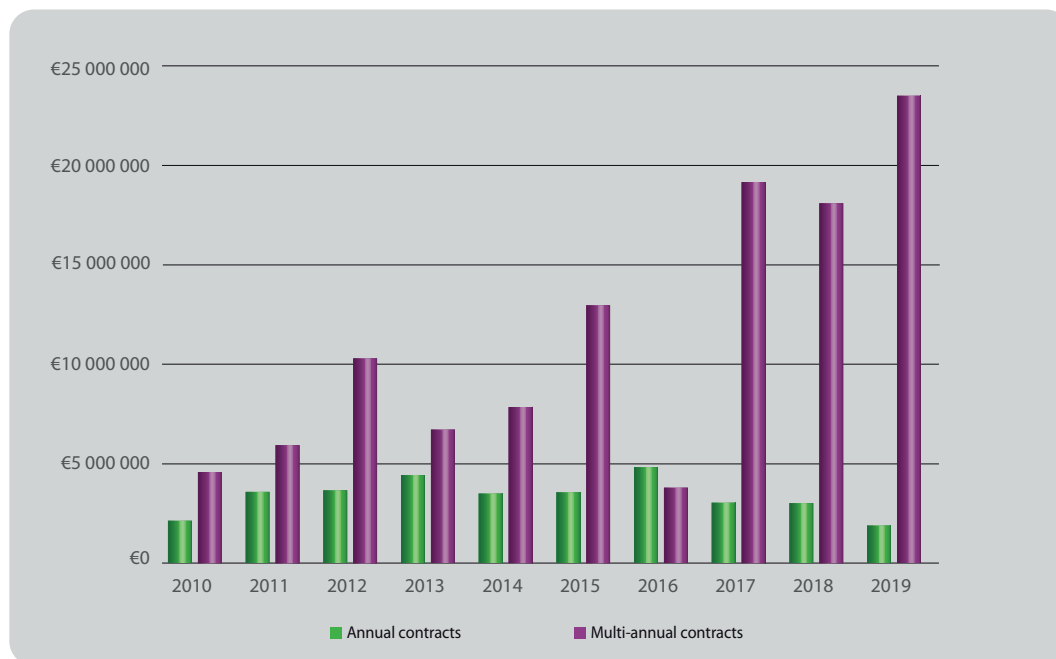
**Figure 17 – Number of annual and multi-annual contracts in 2010-2019<sup>22</sup>**



22. Excluding contracts signed with the European Union for EU / Council of Europe Joint Programmes.

■ The Council of Europe signed 144 contracts for extra-budgetary resources in 2019 (141 in 2018). In the last decade, the number of multi-annual contracts signed by the Council of Europe per year increased nine-fold, from 13 in 2010 to 117 in 2019. The number of annual contracts signed per year remained stable, with 28 contracts in 2010 and 27 in 2019.

**Figure 18 – Volume of annual and multi-annual contracts in 2010-2019<sup>23</sup>**



■ The volume of contracts signed by the Council of Europe reached its highest level at €25 389 126 in 2019, thus increasing by 277% in a decade (€6 730 837 in 2010). The volume of multi-annual contracts increased more than fivefold since 2010 and amounted to €23 498 828 in 2019.

■ The Council of Europe continued to support specific mechanisms such as trust funds to enable donors to channel longer-term funding to the Organisation. The Council of Europe's Human Rights Trust Fund (HRTF) is an example of donors pooling resources to strengthen the impact of work on agreed objectives.

## RESULT-BASED RESOURCE MANAGEMENT

■ The Organisation increasingly seeks to deliver on agreed priorities rather than individual projects and activities. Country action plans and co-operation documents have become the main instruments for describing strategic priorities of co-operation and the resources needed to achieve them. They are a valuable tool for pooling voluntary contributions that are not earmarked or only broadly earmarked.

## EFFICIENT, STREAMLINED MANAGEMENT AND REPORTING OF EXTRA-BUDGETARY RESOURCES

■ The Council of Europe continued to implement the project management methodology adopted in 2016, which covers planning, implementation and reporting. The methodology aims to ensure better accountability at all stages of project implementation and to increase positive results through an amplified focus on target groups and the introduction of more quality checks in line with real needs. With a significant volume of extra-budgetary contributions now earmarked at sector or country level rather than project level, annual action plan level reports are prepared for donors.

<sup>23</sup>. Excluding contracts signed with the European Union.

## MONITORING AND CONTROL SYSTEMS

■ Oversight, evaluation, audit and lessons learned form an important part of the Council of Europe co-operation programme cycle. Independent oversight is carried out through internal audit, evaluation and investigation to support the Secretary General, senior managers and all Council of Europe staff in fulfilling their responsibilities for the effective management of the Organisation's resources.

■ In line with its Evaluation Policy, the Council of Europe measures the impact of its actions and improves the quality of on-going and future activities.

■ The Organisation's accounts and financial management are subject to independent, external auditing by the French *Cour des Comptes* for the years 2019 - 2023. The Organisation has received unqualified audit opinions on its International Public Sector Accounting Standards (IPSAS)-compliant financial statements since 2007.

■ To ensure proper use of funds and resources, and protect its reputation and interests, the Council of Europe has established a comprehensive policy framework for dealing with fraud and corruption. A Council of Europe-wide risk management policy is applied as an integral part of day-to-day management to create and seize opportunities in an organised way and to ensure that objectives are met efficiently and effectively.

■ In 2016, the European Commission informed the Council of Europe that an external pillar assessment concerning the Organisation's internal control system, accounting system, independent external audit, and grants and procurement was concluded positively. Confirming that the Council of Europe has robust procedures in place, the assessment allows the European Union to entrust budget implementation tasks to the Organisation.

## THE COUNCIL OF EUROPE AND OFFICIAL DEVELOPMENT ASSISTANCE

■ Since July 2014, the Council of Europe has been included on the OECD Development Assistance Committee list of international organisations eligible for Official Development Assistance (ODA), with a co-efficient of 40% applicable to member states' contributions to the Ordinary Budget. Voluntary contributions for country-specific action plans or projects, in countries or territories that are ODA-eligible, continue to be up to 100% reportable as bilateral ODA.

# Conclusion

---

**E**xtra-budgetary contributions are the main source of funding for the Council of Europe's co-operation activities. The Council of Europe's co-operation work aims to support member states and non-member states in implementing the Organisation's standards through targeted programmes and in close co-ordination with international partners.

■ In 2019, extra-budgetary contributions reached their highest level at €77.8 million and their relative size to the Organisation's ordinary budget further increased. Consequently, they have become an even more essential resource for the Organisation.

■ Ensuring the long-term availability of resources on a predictable basis enables the effective and efficient planning and implementation of co-operation programmes by the Organisation. Thus, framework co-operation agreements and multi-annual contracts with key partners and donors will continue to be actively promoted.

■ The Council of Europe's country-specific action plans and co-operation documents set strategic priorities of co-operation with beneficiary countries and the resources required to achieve them. These documents will continue to facilitate pooling of extra-budgetary resources. Non-earmarked funding provides the necessary flexibility to react to new developments, or to pursue thematic or country-specific work. Therefore, the Organisation continues to encourage non-earmarked thematic or country-specific contributions, in preference to the funding of individual projects.

■ Co-operation projects are implemented by the Council of Europe's Major Administrative Entities, which have expert knowledge and access to unique experts. Field offices also play a key role in co-ordination and implementation, in accordance with the decentralisation policy applying to co-operation.

■ The Office of the Directorate General of Programmes (ODGP) co-ordinates these activities, develops and oversees the implementation of country-specific action plans and framework co-operation documents. It has Organisation-wide responsibility for donor relations and mobilising extra-budgetary resources, including the overall co-ordination and development of long-term donor partnerships.

For more information on how to contribute to the Council of Europe,  
please contact the Secretariat:

**Resource Mobilisation and Donor Relations Division**  
**Office of the Directorate General of Programmes**  
**[RMDR@coe.int](mailto:RMDR@coe.int) – [www.coe.int/programmes](http://www.coe.int/programmes)**

- ▶ Mr Matthew Barr, Head of Division  
Tel. +33 (0)3 88 41 21 65  
[Matthew.Barr@coe.int](mailto:Matthew.Barr@coe.int)
- ▶ Mr Alberto Maynar-Aguilar, South-East Europe,  
South Mediterranean, thematic issues  
Tel. + 33 (0)3 88 41 39 74  
[Alberto.Maynar-Aguilar@coe.int](mailto:Alberto.Maynar-Aguilar@coe.int)
- ▶ Mr Güray Vural, Eastern Partnership countries,  
Russian Federation, Central Asia  
Tel. + 33 (0)3 88 41 21 72  
[Guray.Vural@coe.int](mailto:Guray.Vural@coe.int)
- ▶ Ms Jennifer Trudeau, Donor partnerships  
Tel. +33 (0)3 88 41 21 56  
[Jennifer.Trudeau@coe.int](mailto:Jennifer.Trudeau@coe.int)
- ▶ Ms Tatjana Mozzuhina, Research, donor mapping  
Tel. +33 (0)3 88 41 45 77  
[Tatjana.Mozzuhina@coe.int](mailto:Tatjana.Mozzuhina@coe.int)
- ▶ Ms Jeannine O’Kane, Administrative support  
Tel. +33 (0)3 88 41 33 90  
[Jeannine.OKane@coe.int](mailto:Jeannine.OKane@coe.int)
- ▶ Ms Frédérique Privat de Fortunié,  
Administrative support  
Tel. +33 (0)3 88 41 28 35  
[Frederique.Privat-de-fortunie@coe.int](mailto:Frederique.Privat-de-fortunie@coe.int)
- ▶ Ms Ewa Berkowicz-Goire, Administrative support  
Tel. +33 (0)3 90 21 59 17  
[Ewa.Berkowicz@coe.int](mailto:Ewa.Berkowicz@coe.int)
- ▶ HRTF website:  
**[www.coe.int/humanrightstrustfund](http://www.coe.int/humanrightstrustfund)**

# APPENDIX 1

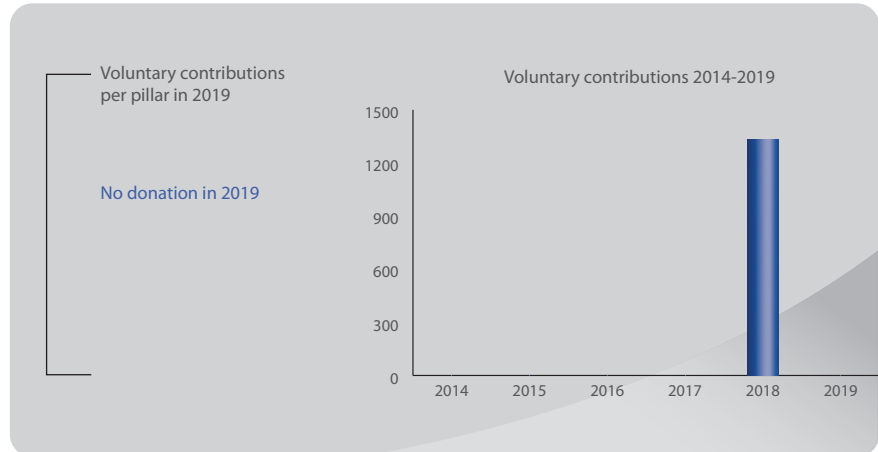
---

Donor profiles 2019



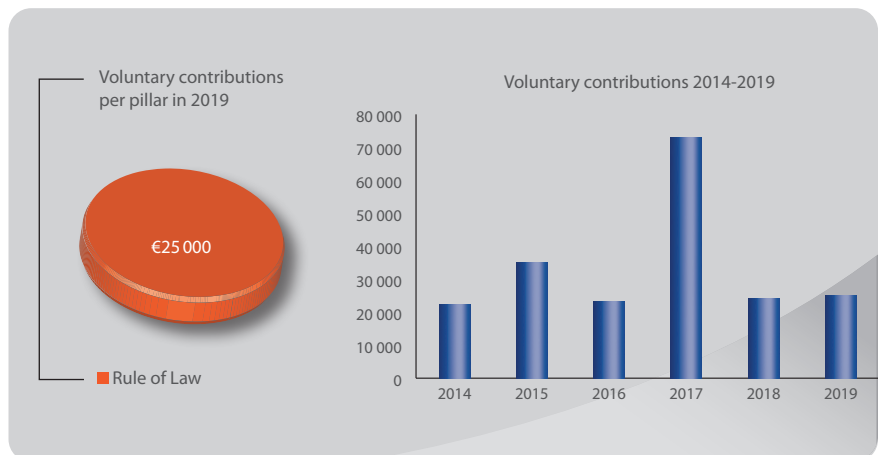
## Albania

Voluntary contribution:  
None  
Member state ranking:  
Did not contribute  
Ranking per capita:  
Did not contribute



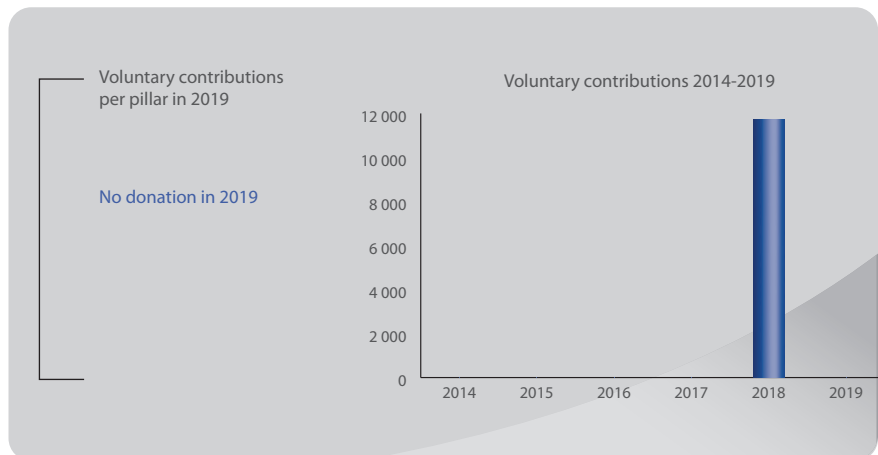
## Andorra

Voluntary contribution:  
€25 000  
Member state ranking:  
23/47  
Ranking per capita:  
7/47



## Armenia

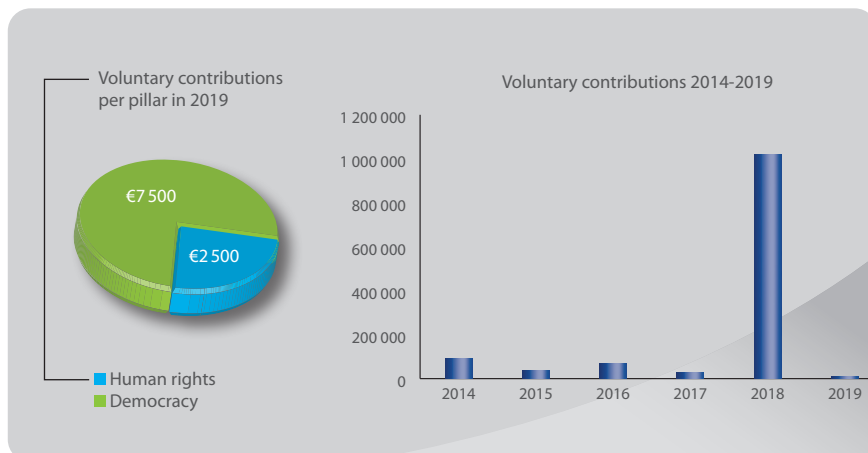
Voluntary contribution:  
None  
Member state ranking:  
Did not contribute  
Ranking per capita:  
Did not contribute





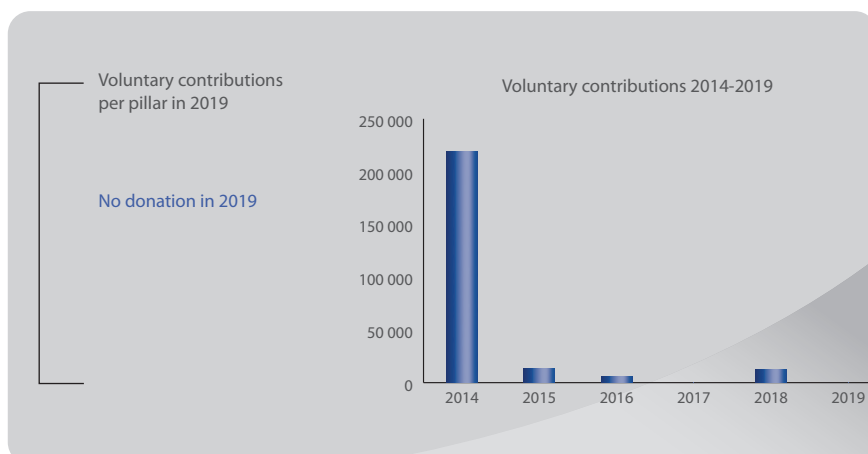
## Austria

Voluntary contribution:  
 €10 000  
 Member state ranking:  
 26/47  
 Ranking per capita:  
 30/47



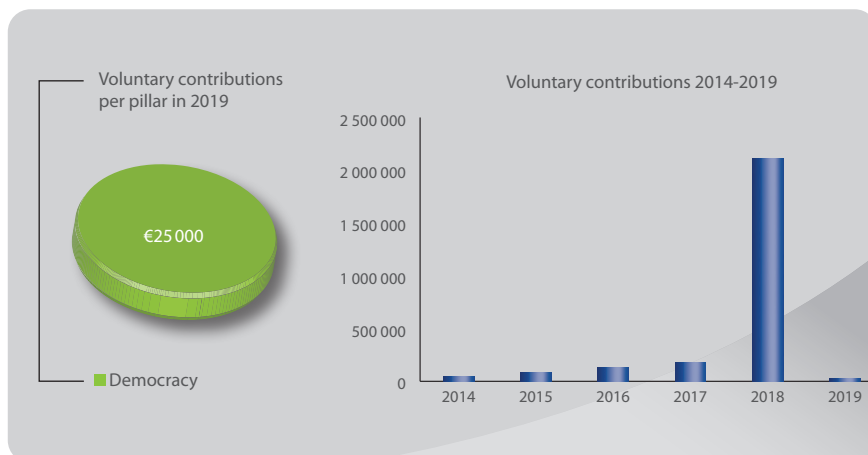
## Azerbaijan

Voluntary contribution:  
 None  
 Member state ranking:  
 Did not contribute  
 Ranking per capita:  
 Did not contribute



## Belgium

Voluntary contribution:  
 €25 000  
 Member state ranking:  
 23/47  
 Ranking per capita:  
 28/47

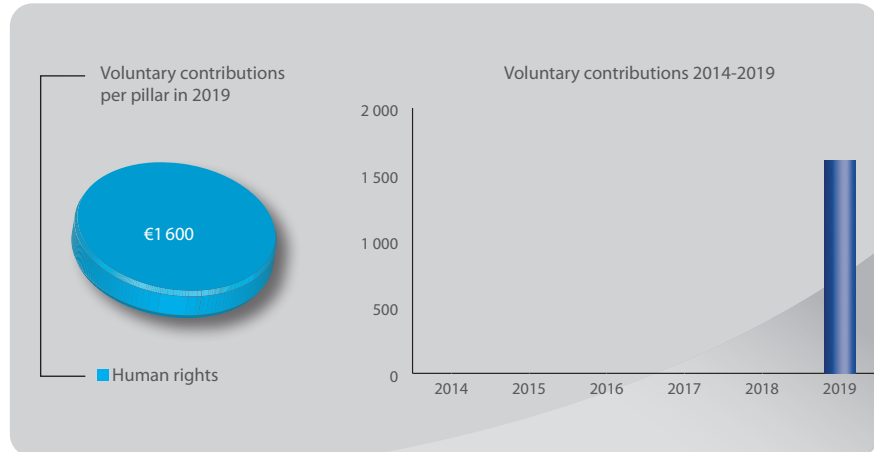






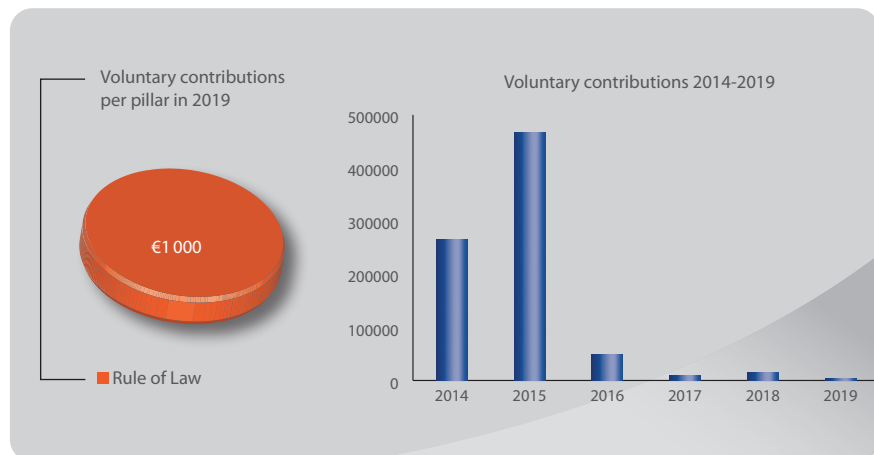
## Bosnia and Herzegovina

Voluntary contribution:  
 €1 600  
 Member state ranking:  
 31/47  
 Ranking per capita:  
 35/47



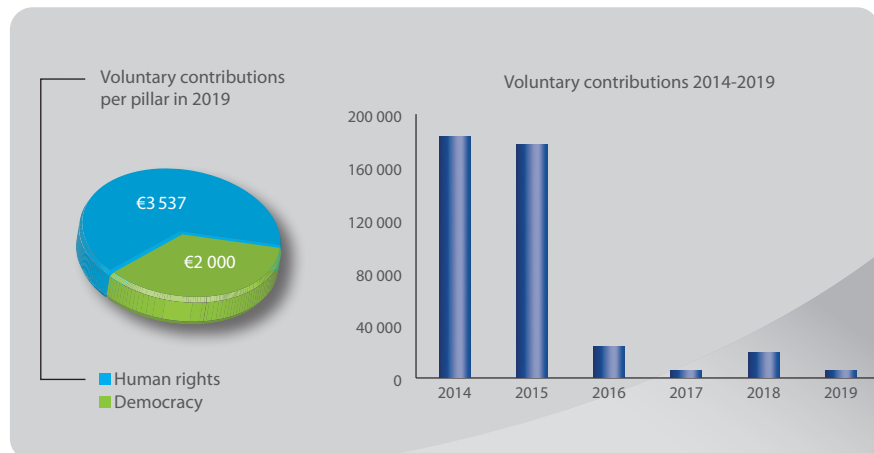
## Bulgaria

Voluntary contribution:  
 €1 000  
 Member state ranking:  
 32/47  
 Ranking per capita:  
 38/47



## Croatia

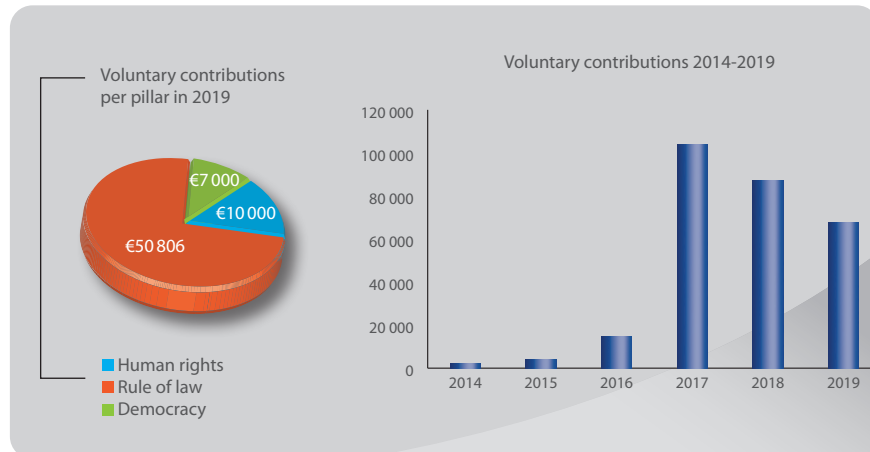
Voluntary contribution:  
 €5 537  
 Member state ranking:  
 28/47  
 Ranking per capita:  
 29/47





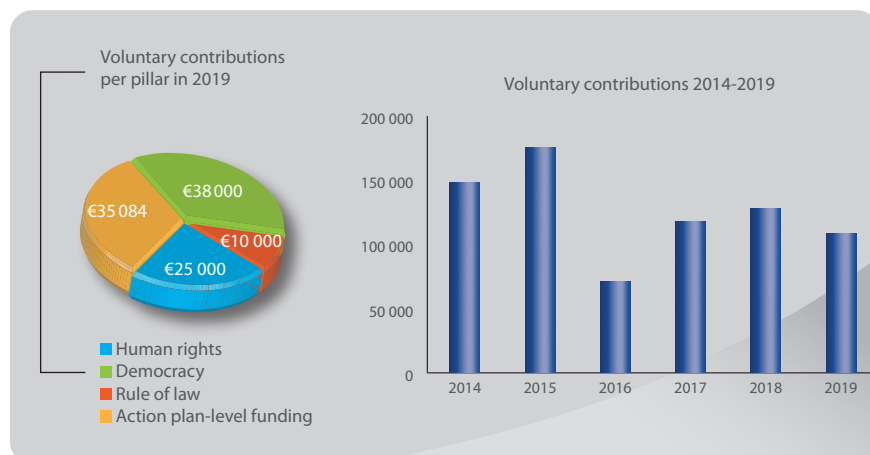
## Cyprus

Voluntary contribution:  
 €67 806  
 Member state ranking:  
 21/47  
 Ranking per capita:  
 12/47



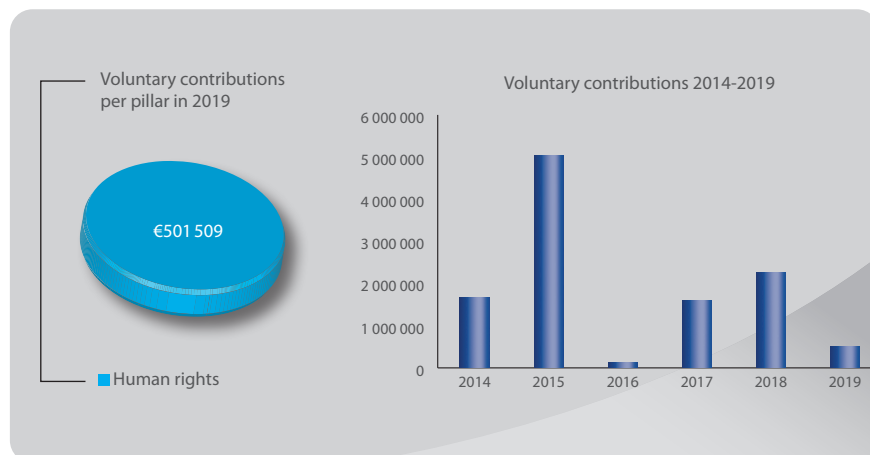
## Czech Republic

Voluntary contribution:  
 €108 084  
 Member state ranking:  
 19/47  
 Ranking per capita:  
 20/47



## Denmark

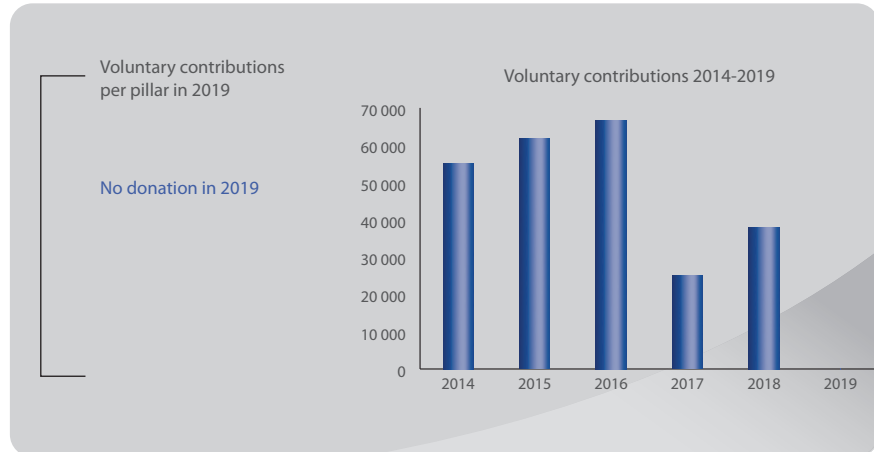
Voluntary contribution:  
 €501 509  
 Member state ranking:  
 9/47  
 Ranking per capita:  
 11/47





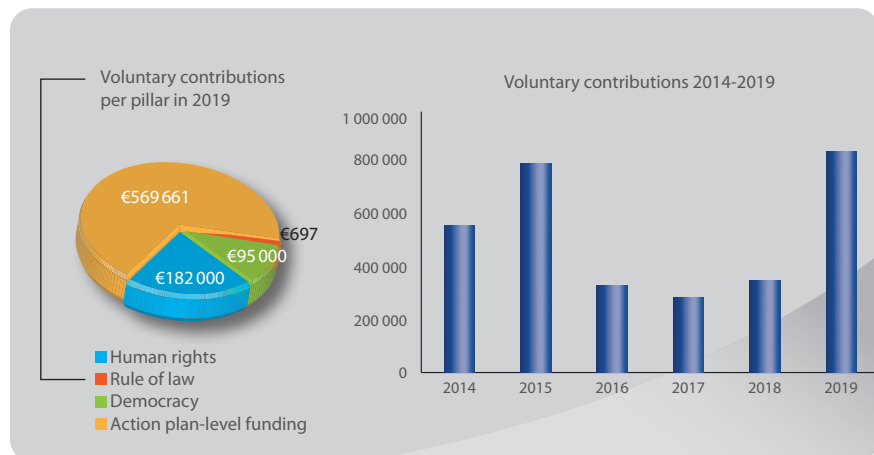
## Estonia

Voluntary contribution:  
None  
Member state ranking:  
Did not contribute  
Ranking per capita:  
Did not contribute



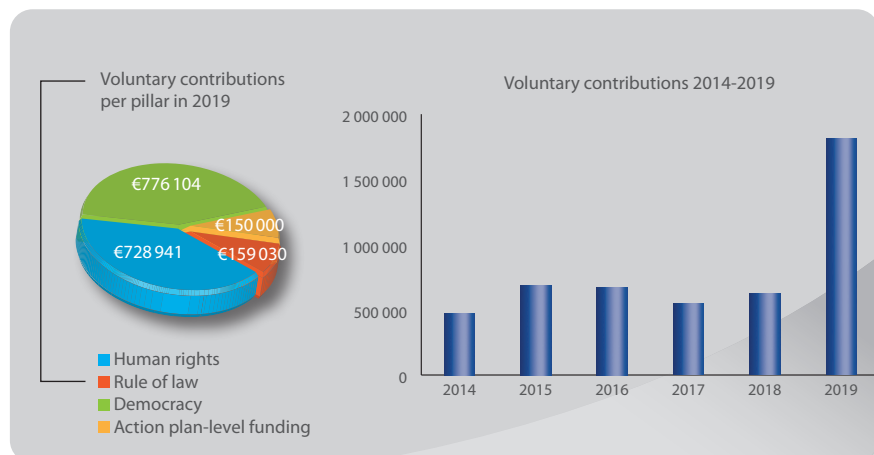
## Finland

Voluntary contribution:  
€847 358  
Member state ranking:  
6/47  
Ranking per capita:  
9/47



## France

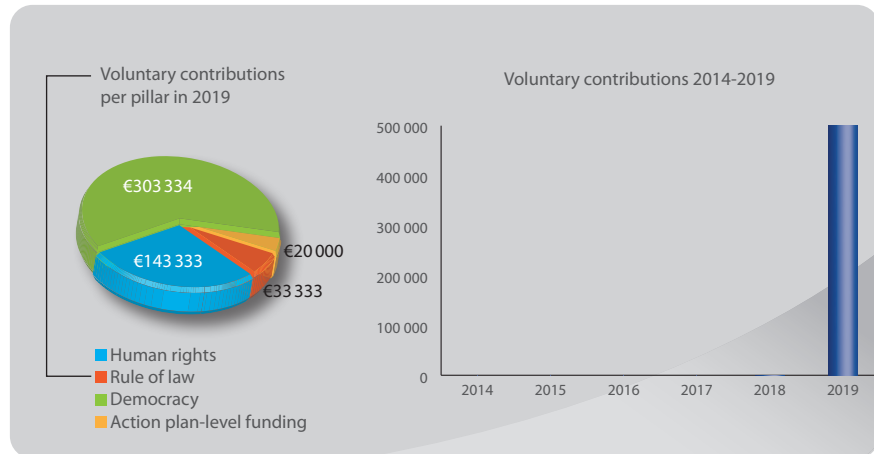
Voluntary contribution:  
€1 814 075  
Member state ranking:  
4/47  
Ranking per capita:  
15/47





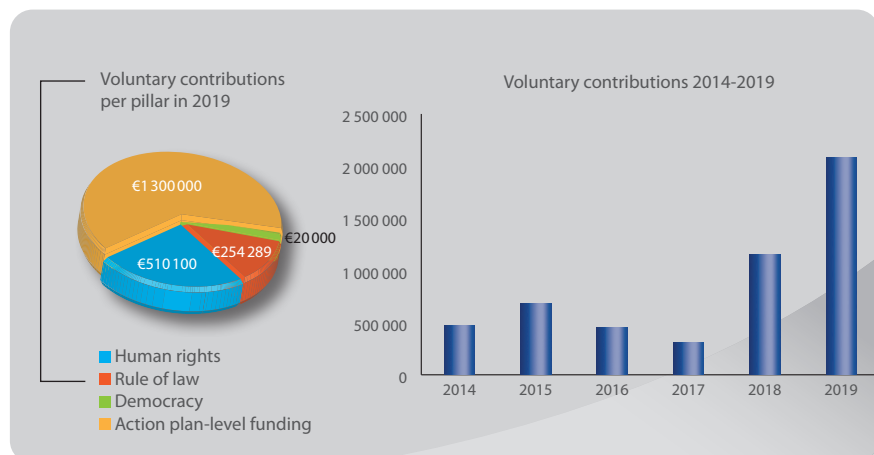
## Georgia

Voluntary contribution:  
 €500 000  
 Member state ranking:  
 10/47  
 Ranking per capita:  
 10/47



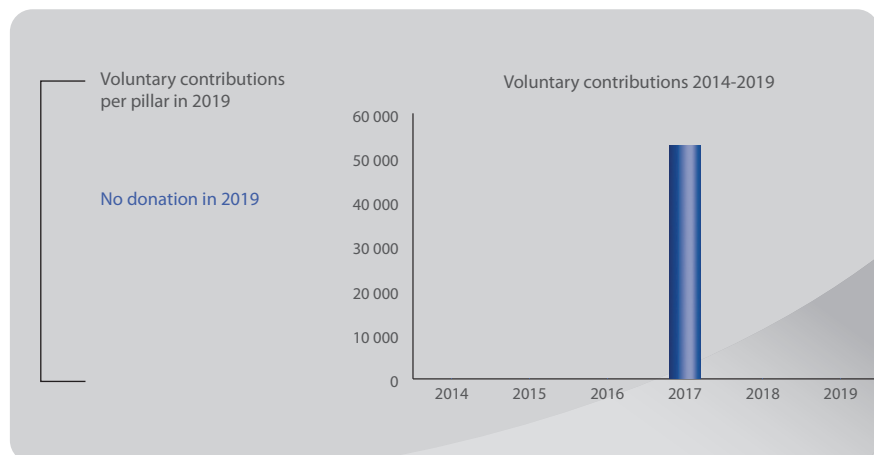
## Germany

Voluntary contribution:  
 €2 084 389  
 Member state ranking:  
 3/47  
 Ranking per capita:  
 16/47



## Greece

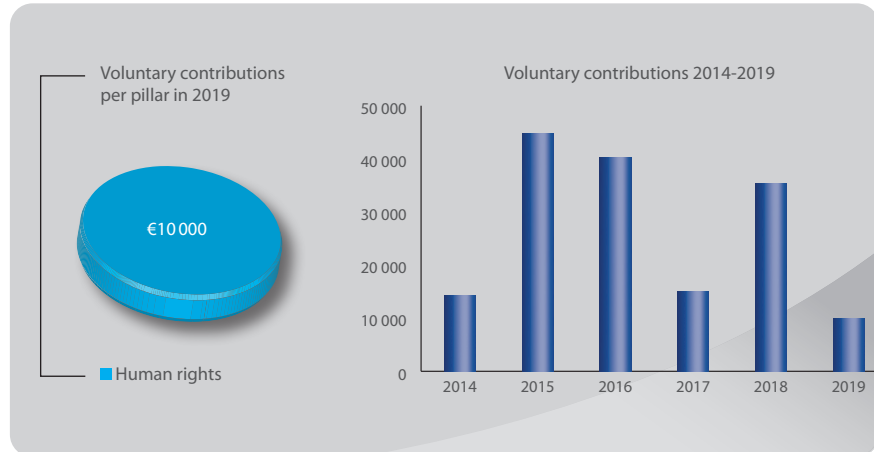
Voluntary contribution:  
 None  
 Member state ranking:  
 Did not contribute  
 Ranking per capita:  
 Did not contribute





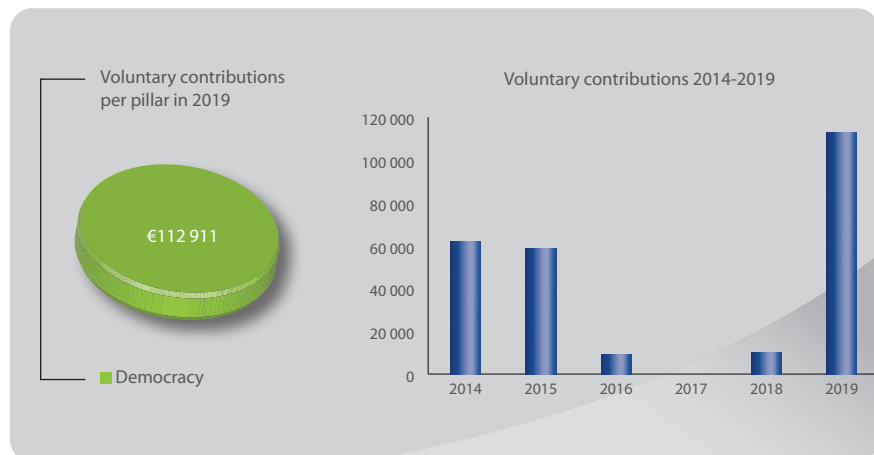
## Hungary

Voluntary contribution:  
 €10 000  
 Member state ranking:  
 26/47  
 Ranking per capita:  
 32/47



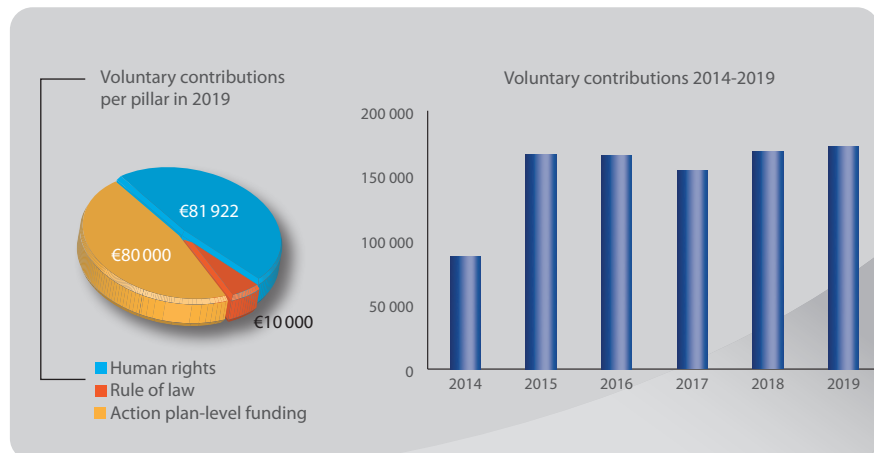
## Iceland

Voluntary contribution:  
 €112 911  
 Member state ranking:  
 18/47  
 Ranking per capita:  
 6/47



## Ireland

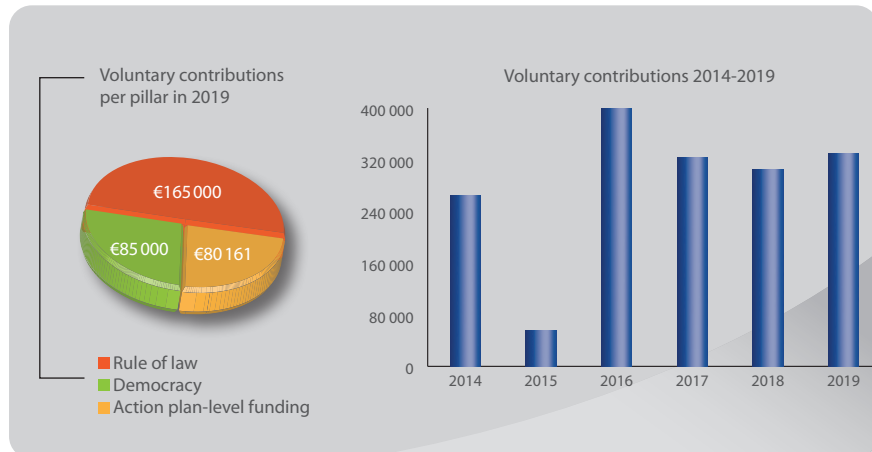
Voluntary contribution:  
 €171 922  
 Member state ranking:  
 16/47  
 Ranking per capita:  
 13/47





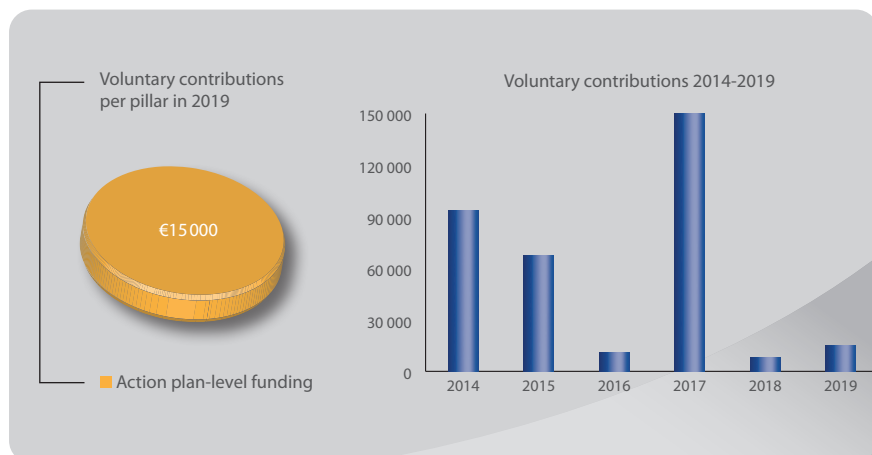
## Italy

Voluntary contribution:  
 €330 161  
 Member state ranking:  
 11/47  
 Ranking per capita:  
 23/47



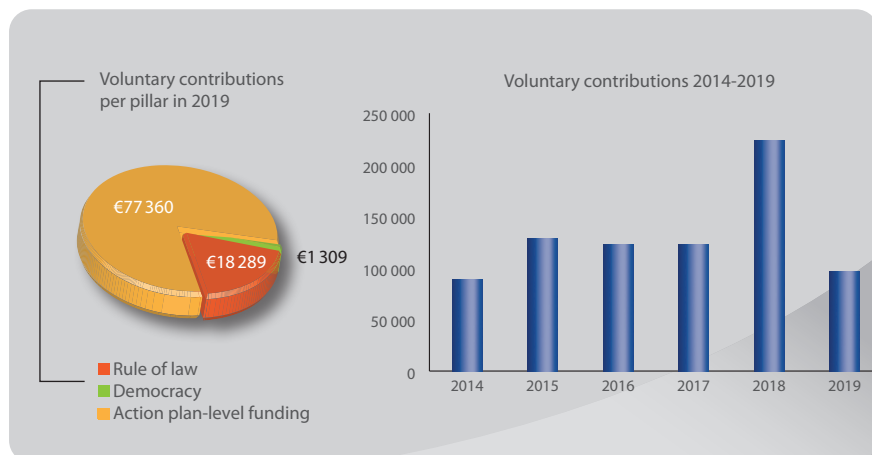
## Latvia

Voluntary contribution:  
 €15 000  
 Member state ranking:  
 25/47  
 Ranking per capita:  
 22/47



## Liechtenstein

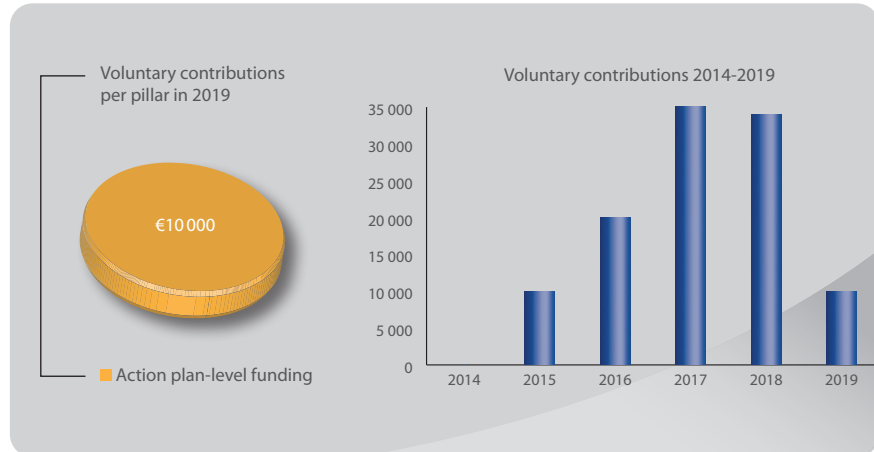
Voluntary contribution:  
 €96 958  
 Member state ranking:  
 20/47  
 Ranking per capita:  
 3/47





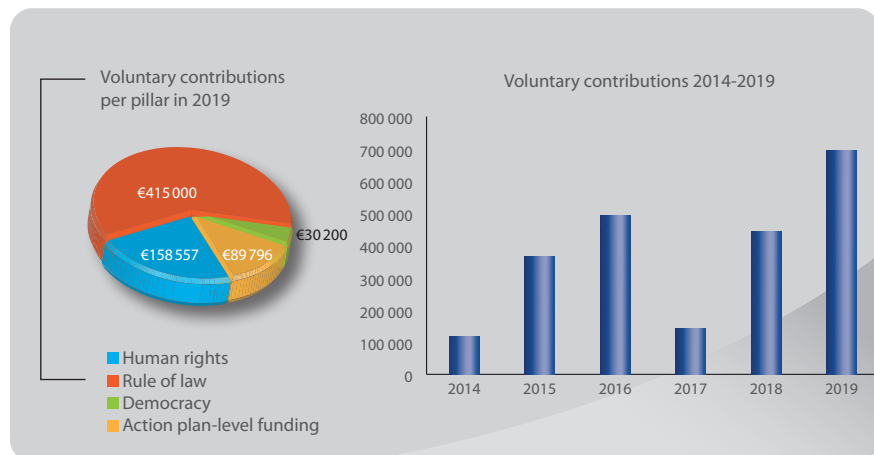
## Lithuania

Voluntary contribution:  
 €10 000  
 Member state ranking:  
 26/47  
 Ranking per capita:  
 25/47



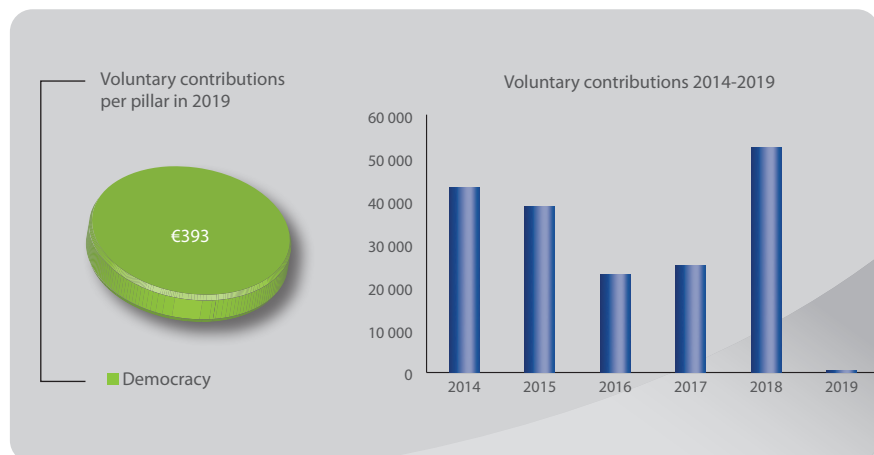
## Luxembourg

Voluntary contribution:  
 €693 553  
 Member state ranking:  
 8/47  
 Ranking per capita:  
 4/47



## Malta

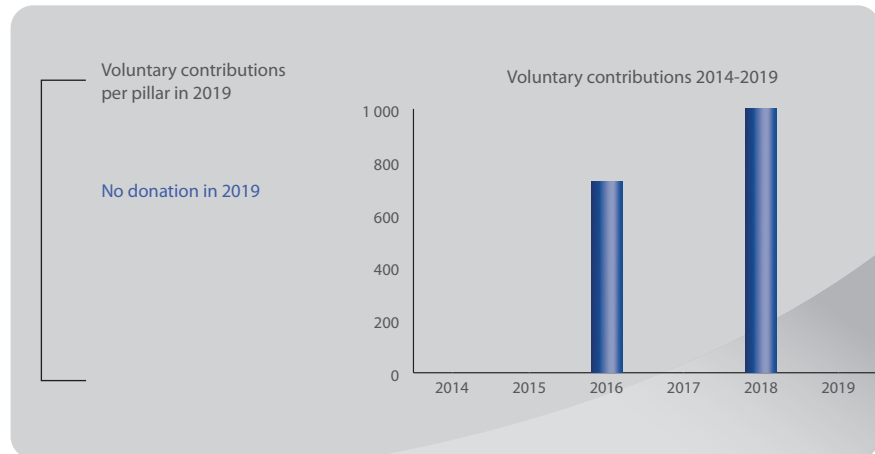
Voluntary contribution:  
 €393  
 Member state ranking:  
 34/47  
 Ranking per capita:  
 33/47





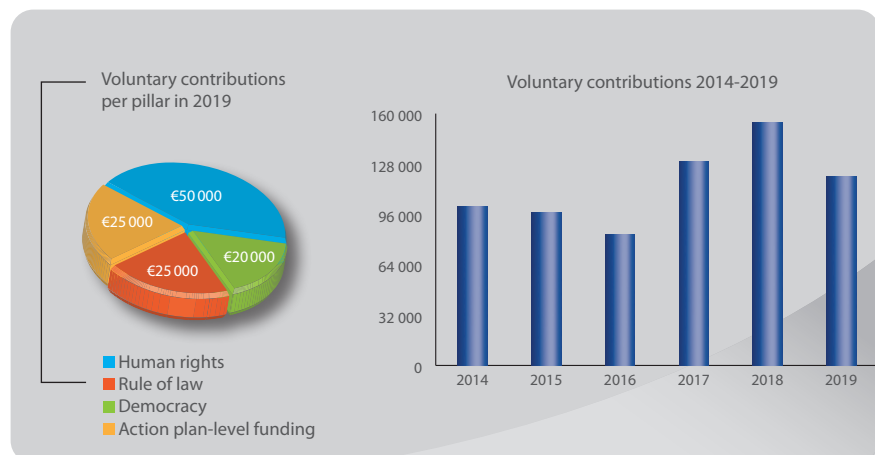
## Republic of Moldova

Voluntary contribution:  
None  
Member state ranking:  
Did not contribute  
Ranking per capita:  
Did not contribute



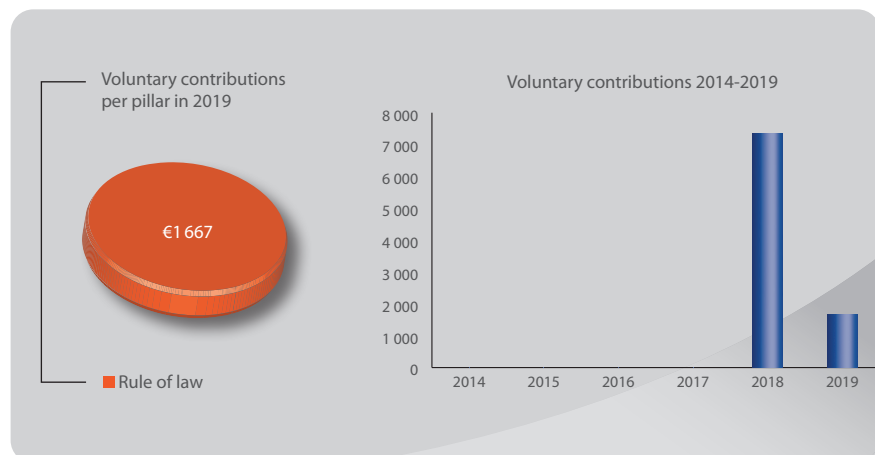
## Monaco

Voluntary contribution:  
€120 000  
Member state ranking:  
17/47  
Ranking per capita:  
2/47



## Montenegro

Voluntary contribution:  
€1 667  
Member state ranking:  
30/47  
Ranking per capita:  
27/47

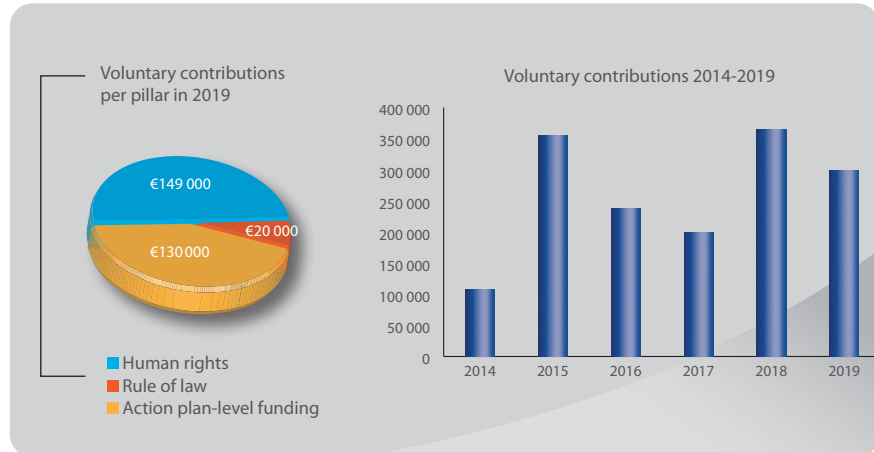






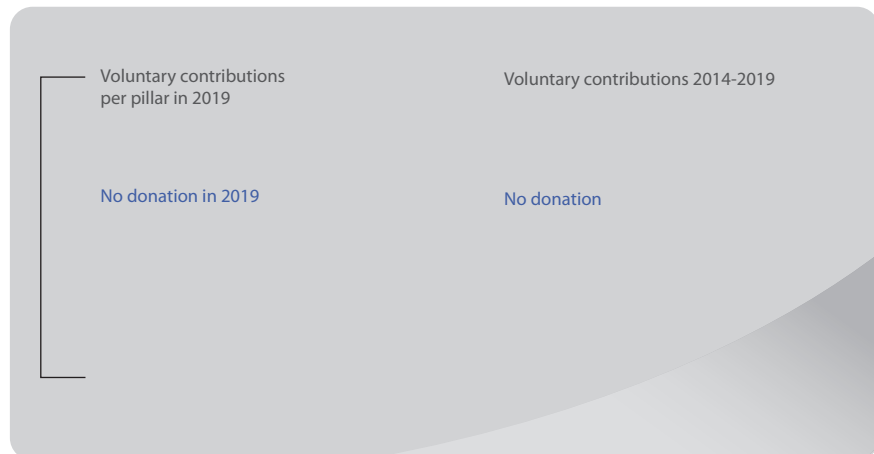
## Netherlands

Voluntary contribution:  
 €299 000  
 Member state ranking:  
 12/47  
 Ranking per capita:  
 18/47



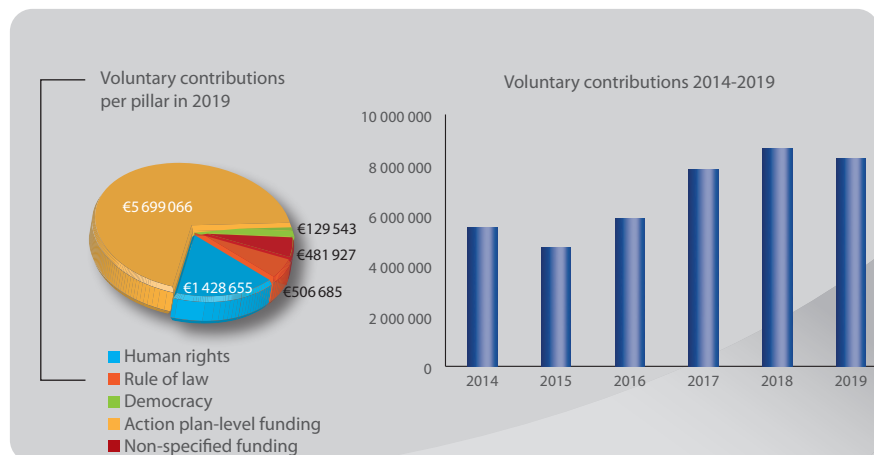
## North Macedonia

Voluntary contribution:  
 None  
 Member state ranking:  
 Did not contribute  
 Ranking per capita:  
 Did not contribute



## Norway

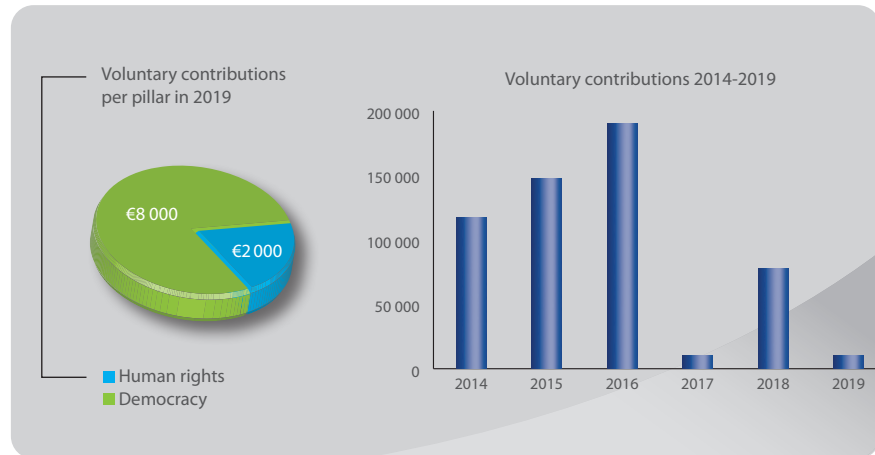
Voluntary contribution:  
 €8 245 876  
 Member state ranking:  
 1/47  
 Ranking per capita:  
 1/47





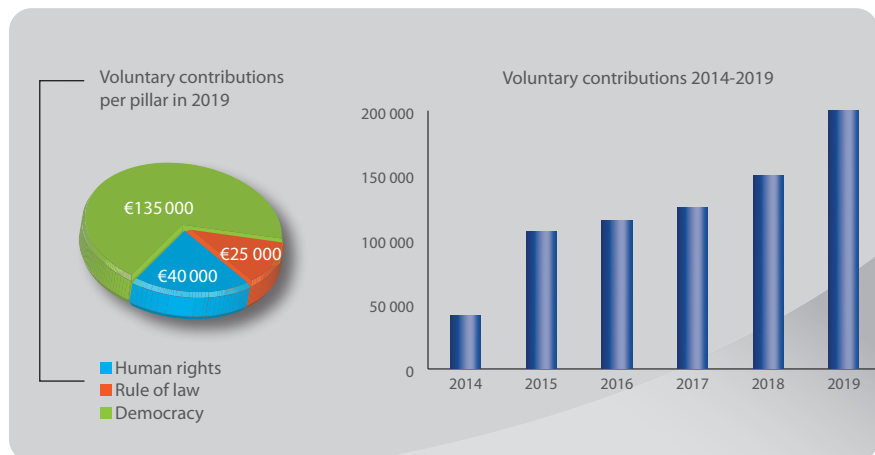
## Poland

Voluntary contribution:  
 €10 000  
 Member state ranking:  
 26/47  
 Ranking per capita:  
 37/47



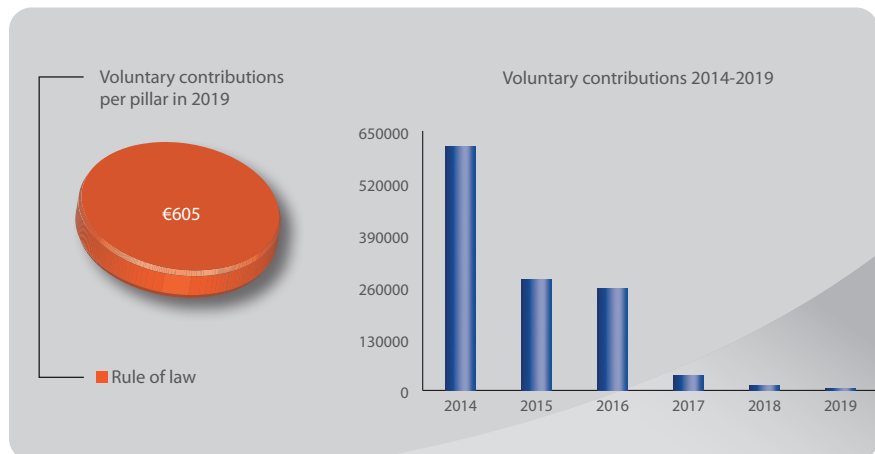
## Portugal

Voluntary contribution:  
 €200 000  
 Member state ranking:  
 14/47  
 Ranking per capita:  
 17/47



## Romania

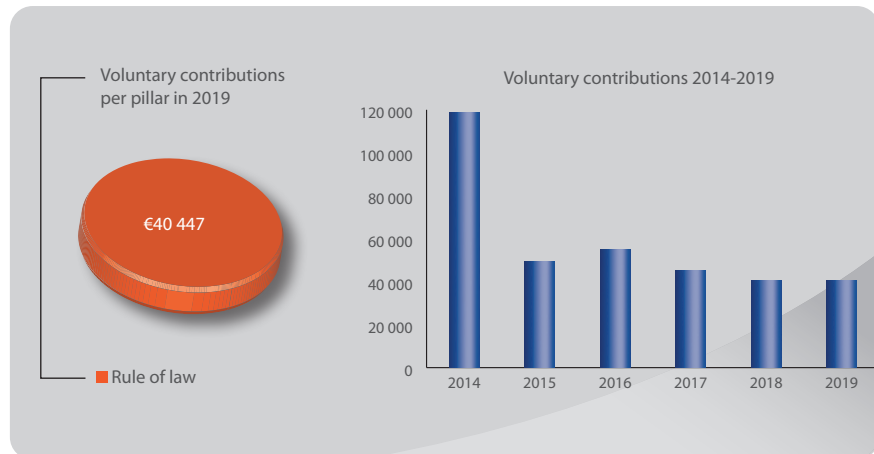
Voluntary contribution:  
 €605  
 Member state ranking:  
 33/47  
 Ranking per capita:  
 39/47





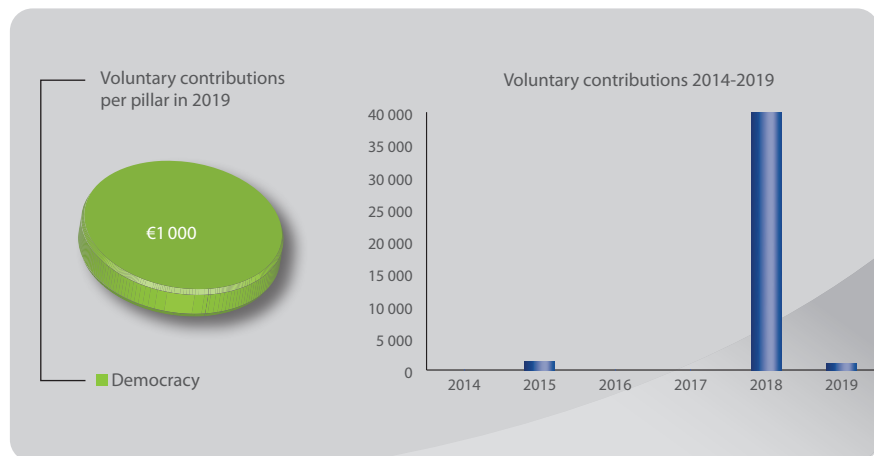
## Russian Federation

Voluntary contribution:  
**€40 447**  
 Member state ranking:  
 22/47  
 Ranking per capita:  
 36/47



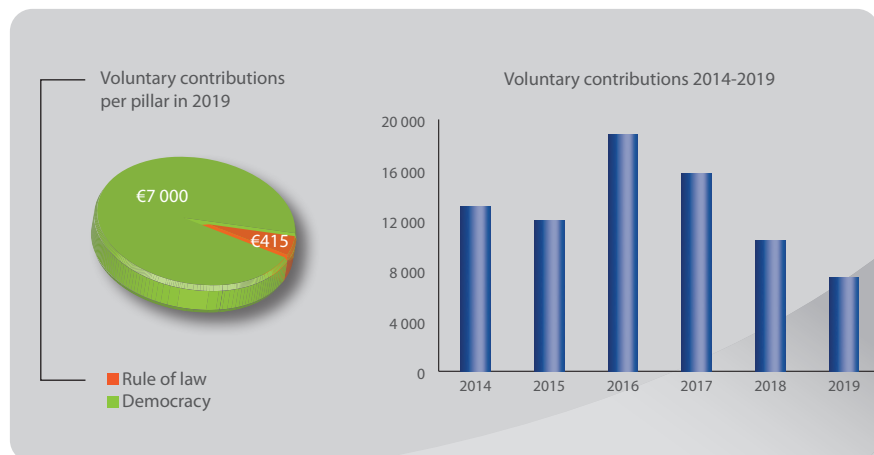
## San Marino

Voluntary contribution:  
**€1 000**  
 Member state ranking:  
 32/47  
 Ranking per capita:  
 14/47



## Serbia

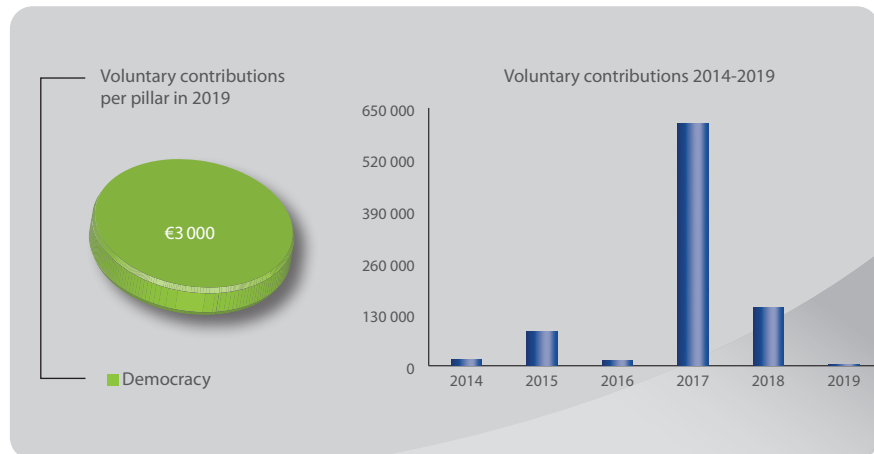
Voluntary contribution:  
**€7 415**  
 Member state ranking:  
 27/47  
 Ranking per capita:  
 31/47





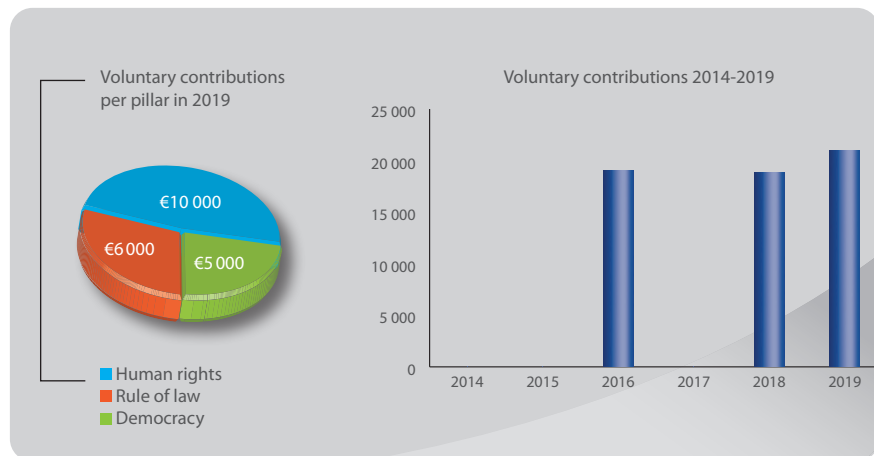
## Slovak Republic

Voluntary contribution:  
 €3 000  
 Member state ranking:  
 29/47  
 Ranking per capita:  
 34/47



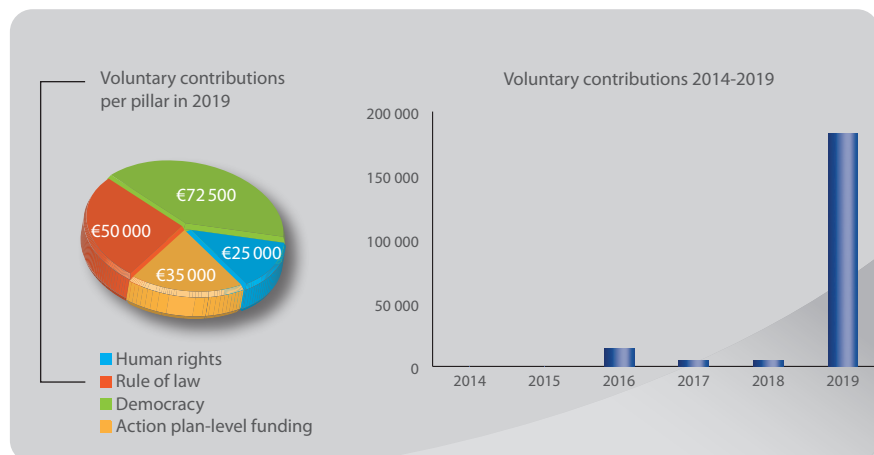
## Slovenia

Voluntary contribution:  
 €21 000  
 Member state ranking:  
 24/47  
 Ranking per capita:  
 21/47



## Spain

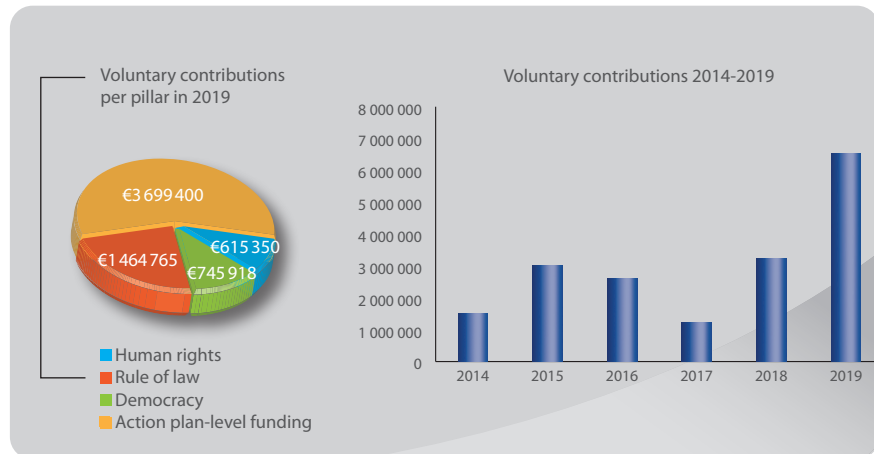
Voluntary contribution:  
 €182 500  
 Member state ranking:  
 15/47  
 Ranking per capita:  
 24/47





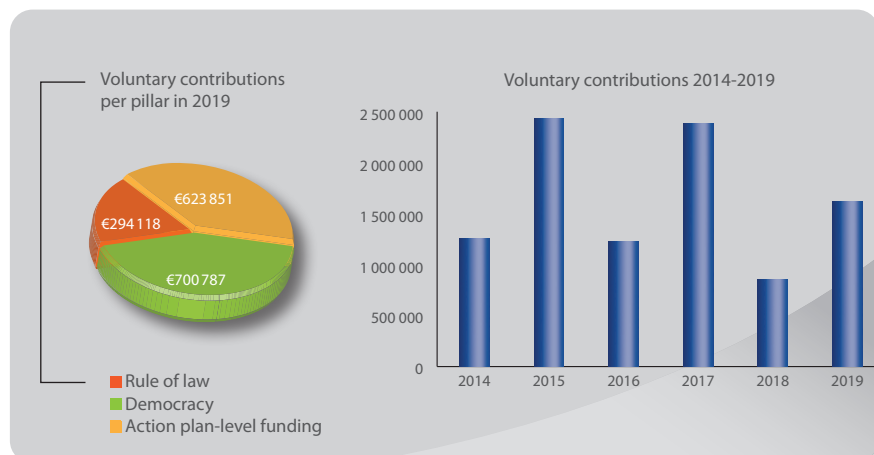
## Sweden

Voluntary contribution:  
 €6 525 433  
 Member state ranking:  
 2/47  
 Ranking per capita:  
 5/47



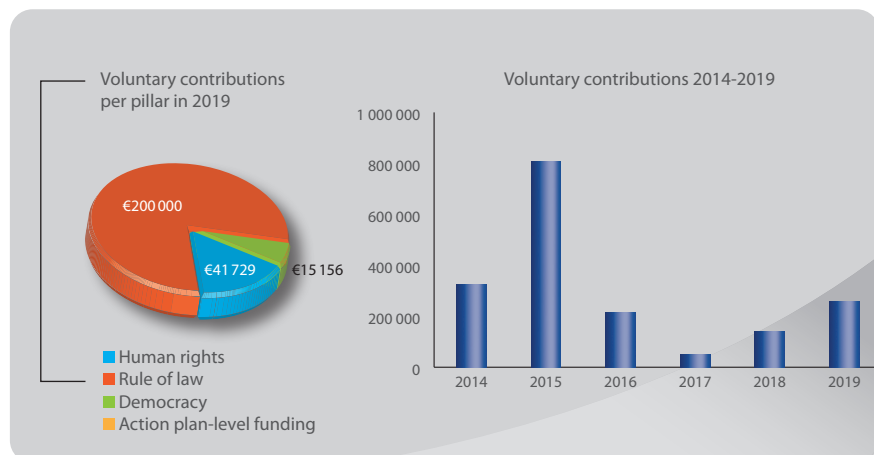
## Switzerland

Voluntary contribution:  
 €1 618 756  
 Member state ranking:  
 5/47  
 Ranking per capita:  
 8/47



## Turkey

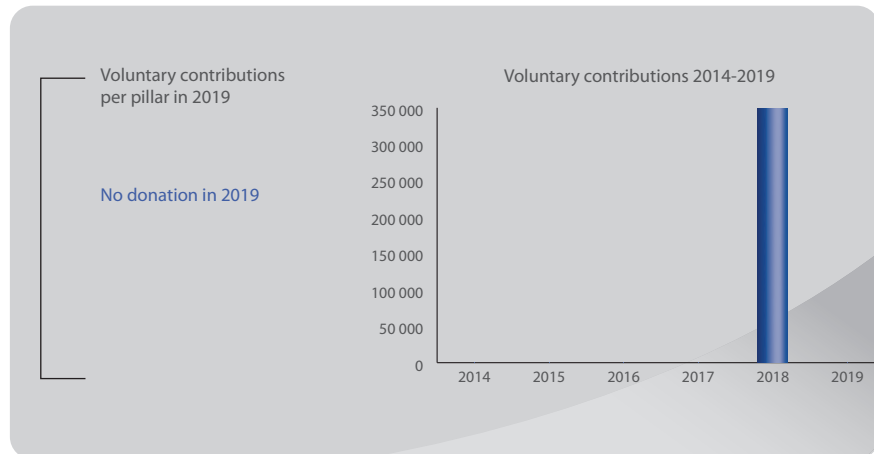
Voluntary contribution:  
 €256 885  
 Member state ranking:  
 13/47  
 Ranking per capita:  
 26/47





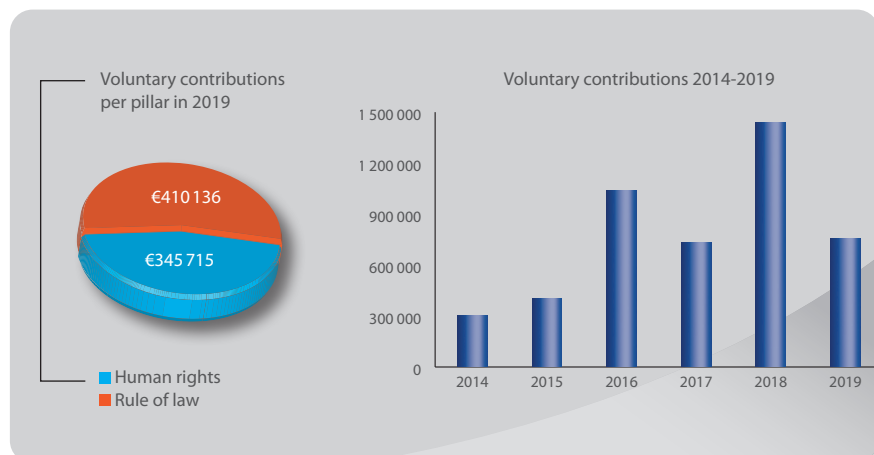
## Ukraine

Voluntary contribution:  
None  
Member state ranking:  
Did not contribute  
Ranking per capita:  
Did not contribute



## United Kingdom

Voluntary contribution:  
€755 851  
Member state ranking:  
7/47  
Ranking per capita:  
19/47

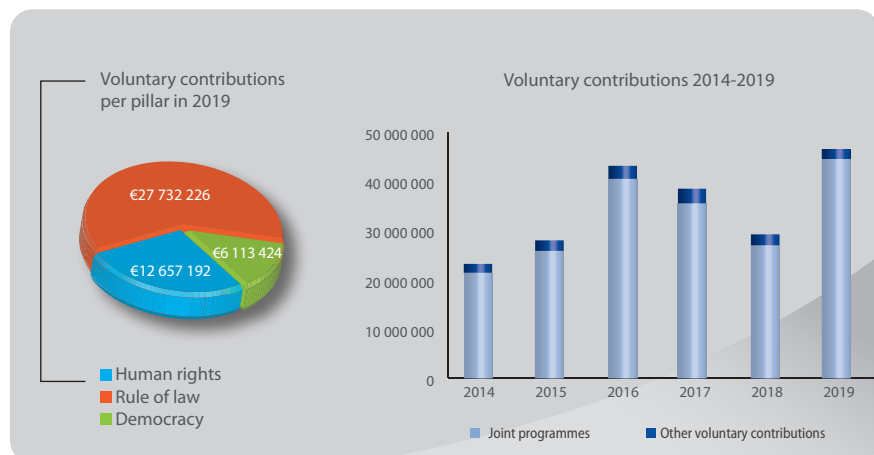


### European Union 2019



## European Union

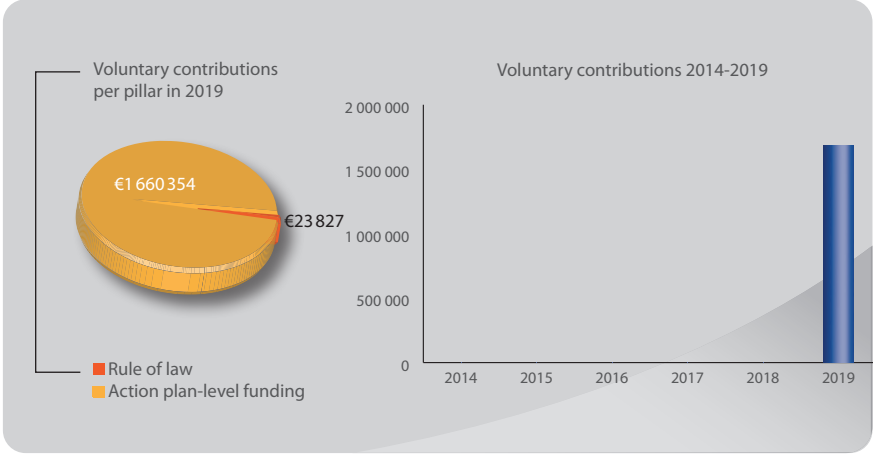
Joint Programmes:  
€44 641 637  
Other voluntary contributions:  
€1 861 205  
TOTAL:  
€46 502 842





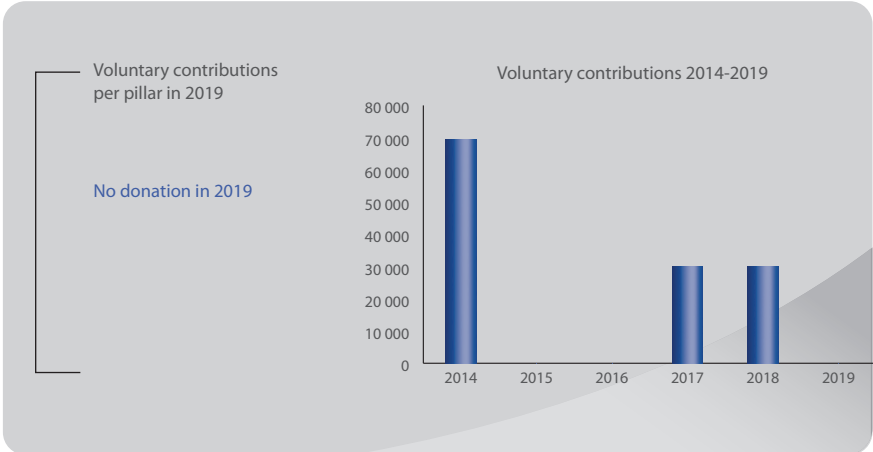
# Canada

Voluntary contribution:  
 €1 684 181  
 Observer ranking:  
 1/5



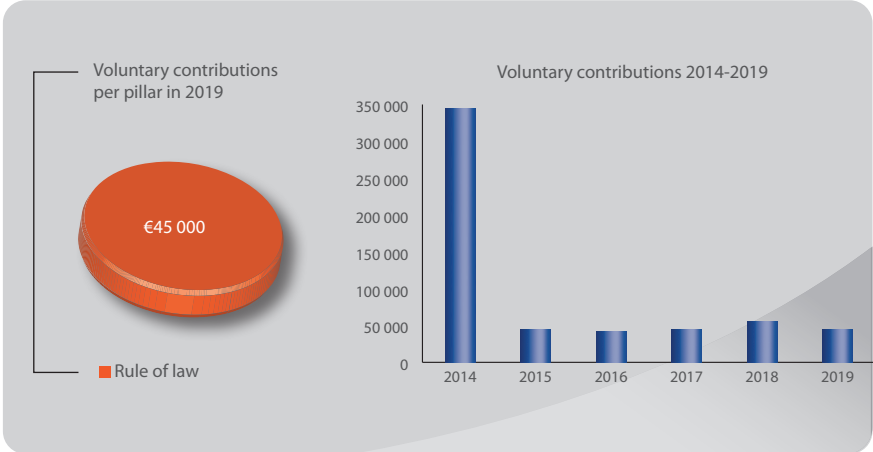
# Holy See

Voluntary contribution:  
 None  
 Observer ranking:  
 Did not contribute



# Japan

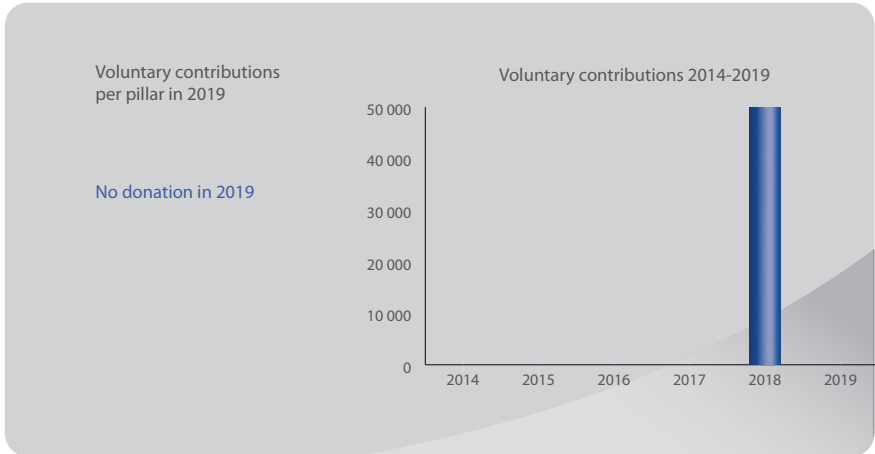
Voluntary contribution:  
 €45 000  
 Observer ranking:  
 3/5





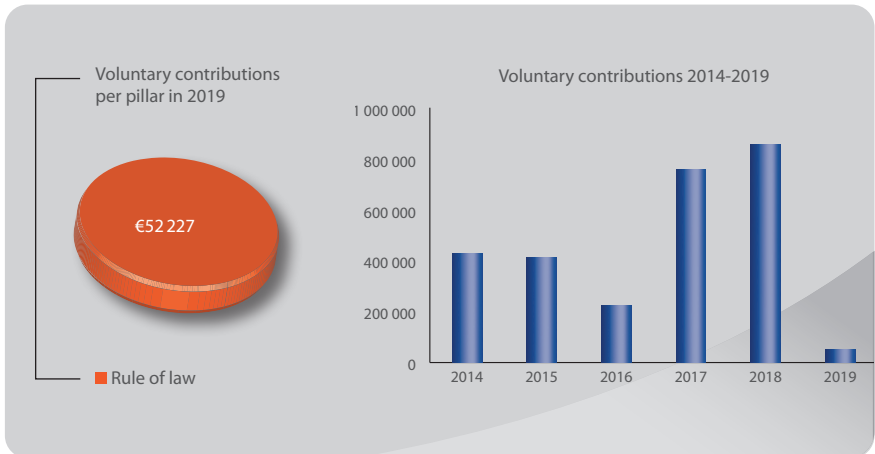
## Mexico

Voluntary contribution:  
None  
Observer ranking:  
Did not contribute



## United States of America

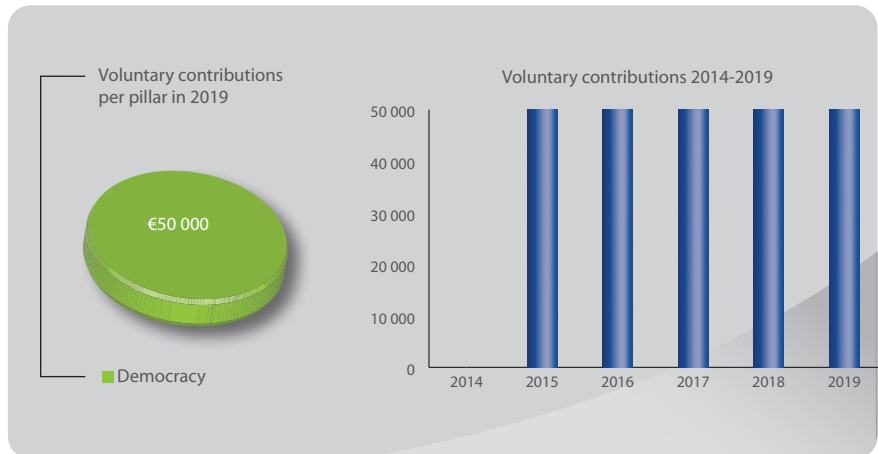
Voluntary contribution:  
€52 227  
Observer ranking:  
2/5





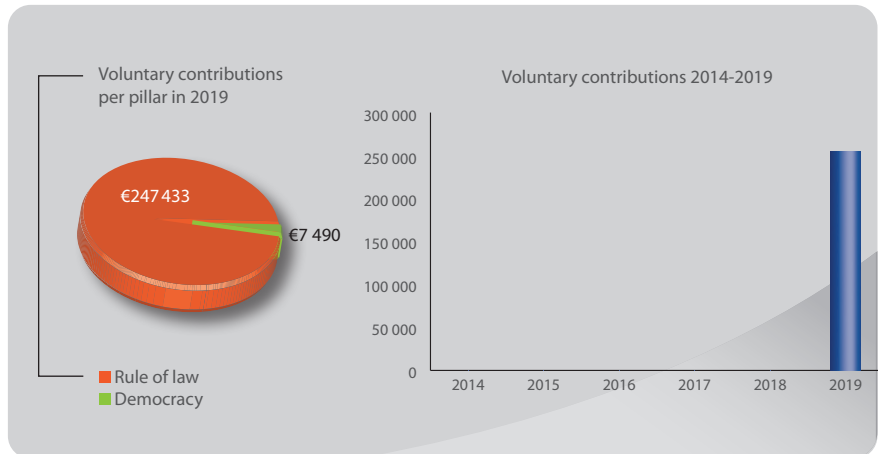
## Aga Khan Development Network

Voluntary contribution:  
 €50 000  
 Other sources ranking:  
 8/22



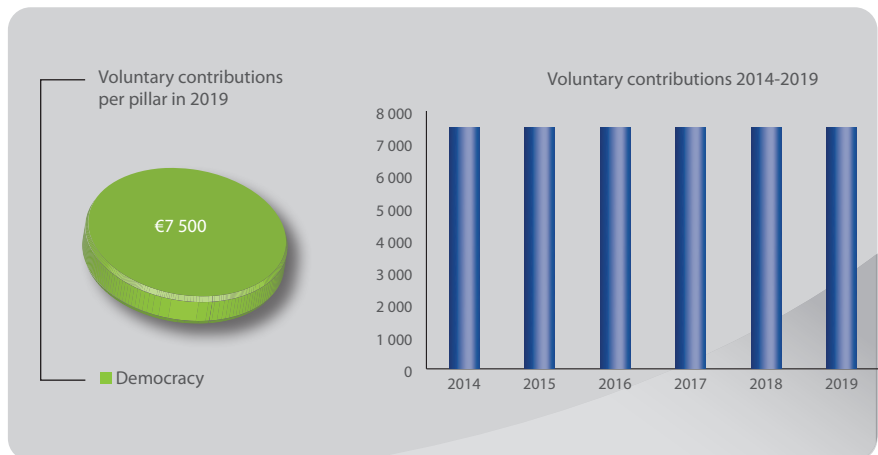
## Australia

Voluntary contribution:  
 €254 923  
 Other sources ranking:  
 4/22



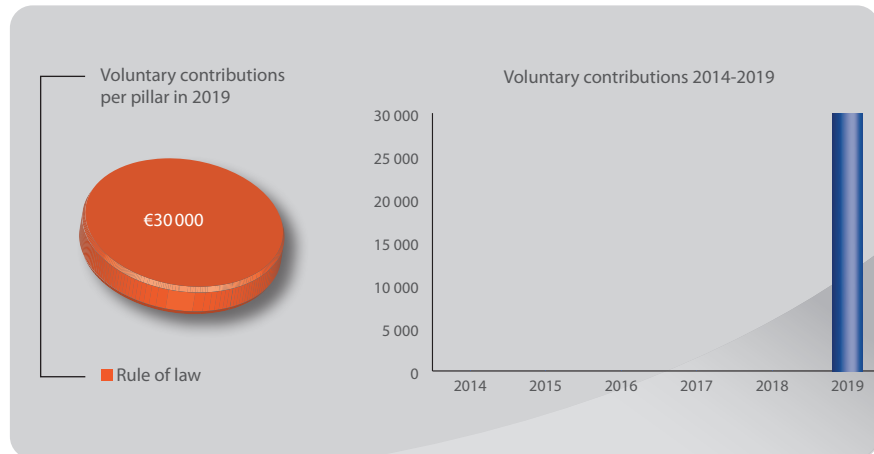
## Charta 77 Foundation

Voluntary contribution:  
 €7 500  
 Other sources ranking:  
 17/22



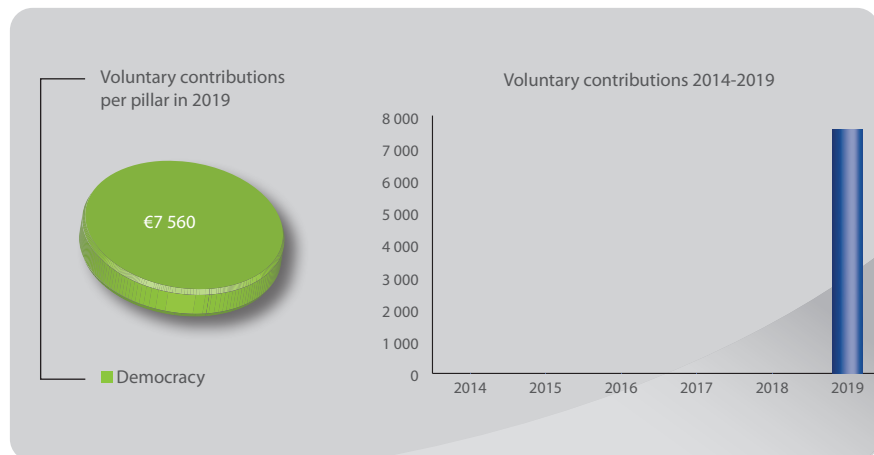
## Comité national olympique et sportif français

Voluntary contribution:  
 €30 000  
 Other sources ranking:  
 12/22



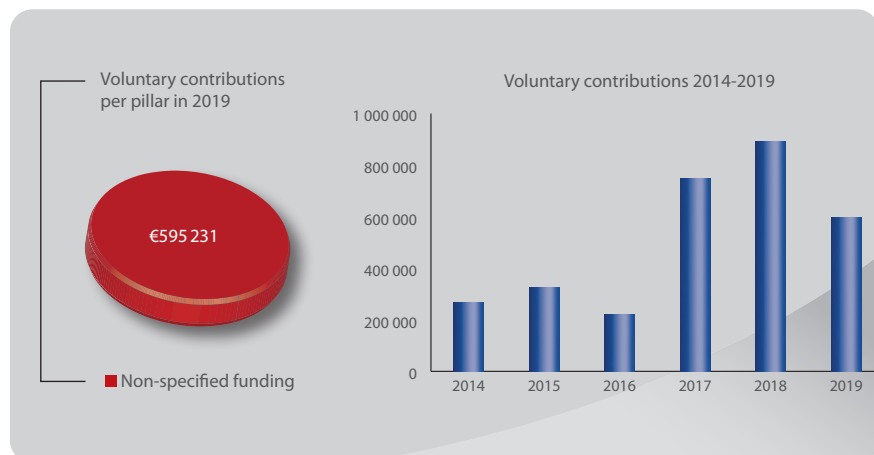
## Eurac Research

Voluntary contribution:  
 €7 560  
 Other sources ranking:  
 16/22



## European Economic Area (EEA) Grants\*

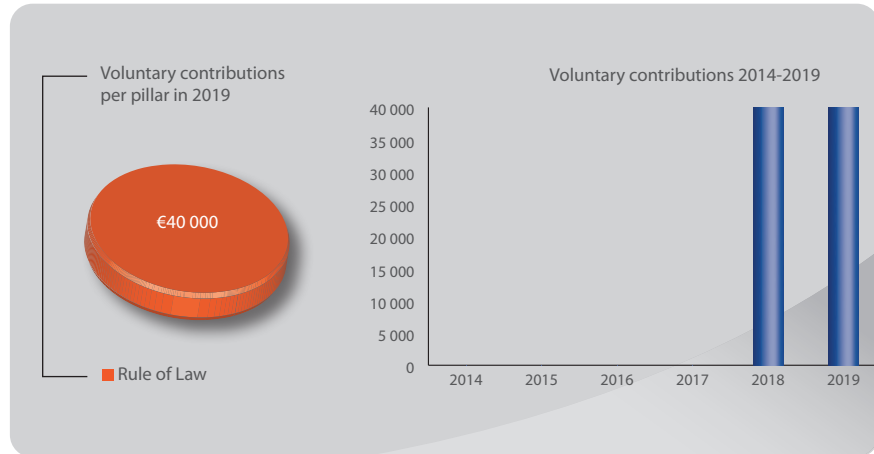
Voluntary contribution:  
 €595 231  
 Other sources ranking:  
 2/22



\* Contributor countries:  
 Iceland, Liechtenstein,  
 Norway

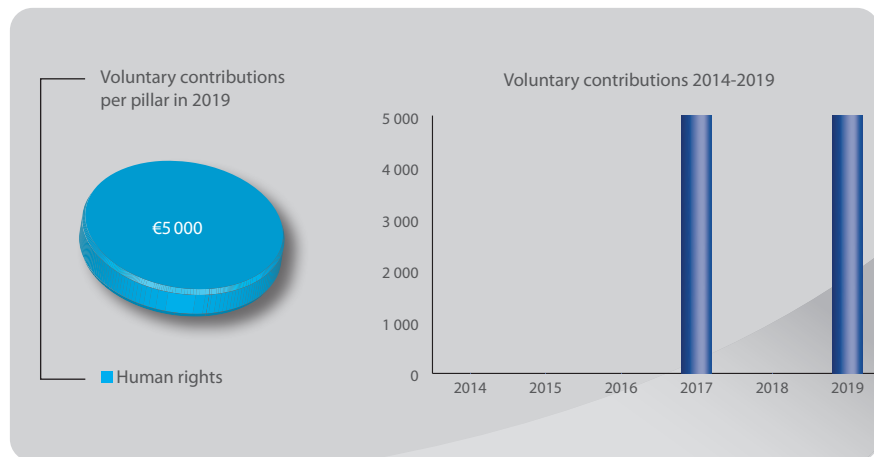
## European Lotteries

Voluntary contribution:  
€40 000  
Other sources ranking:  
9/22



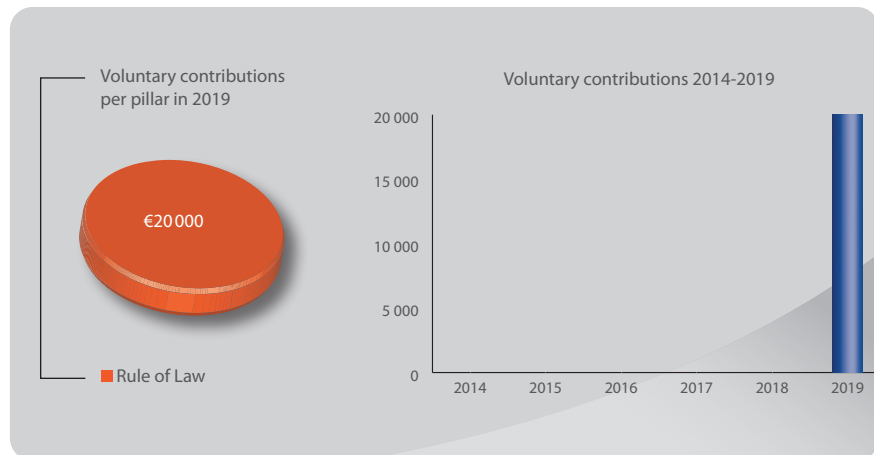
## Faroe Islands

Voluntary contribution:  
€5 000  
Other sources ranking:  
18/22



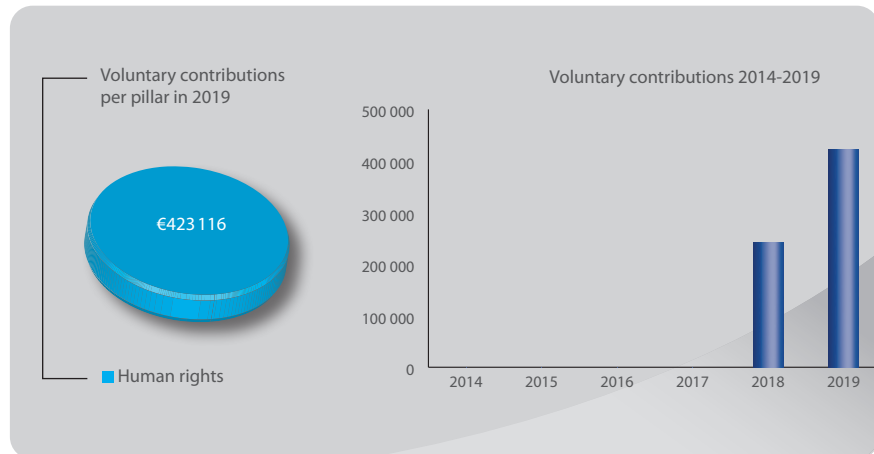
## Française des jeux

Voluntary contribution:  
€20 000  
Other sources ranking:  
14/22



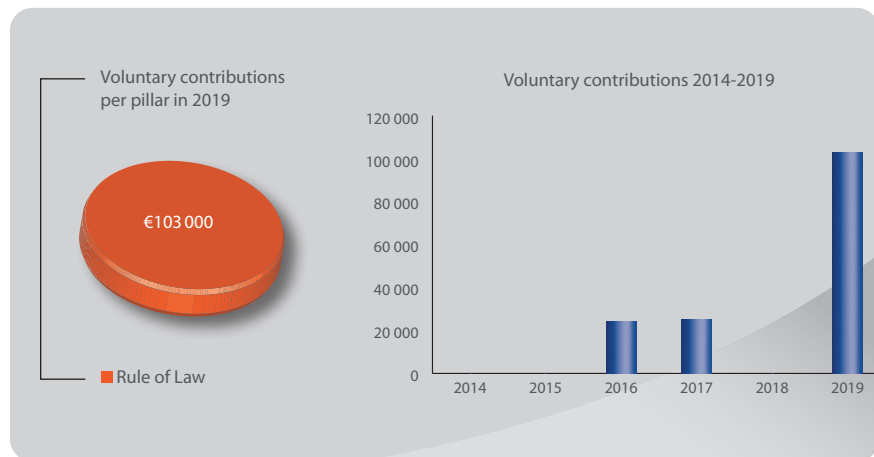
## Fund to End Violence Against Children

Voluntary contribution:  
**€423 116**  
 Other sources ranking:  
 3/22



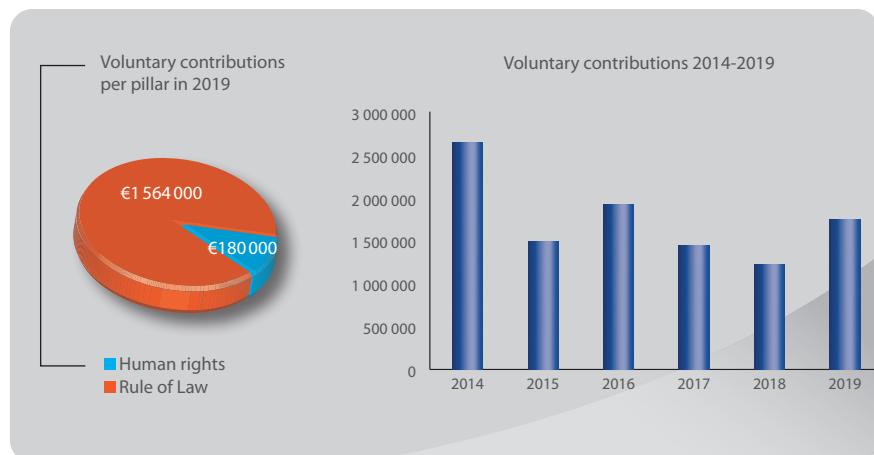
## Gibraltar

Voluntary contribution:  
**€103 000**  
 Other sources ranking:  
 6/22



## Human Rights Trust Fund (HRTF)\*

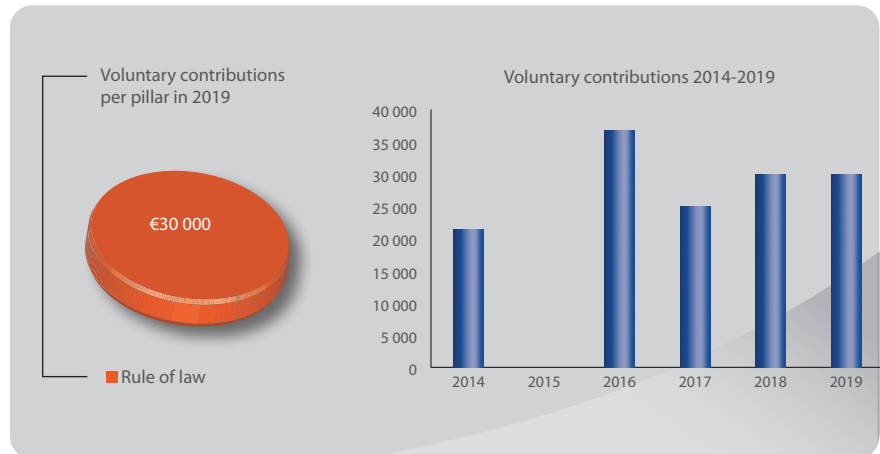
Voluntary contribution:  
**€1 744 000**  
 Other sources ranking:  
 1/22



\* Contributor countries:  
 Finland, Germany, Luxembourg,  
 the Netherlands, Norway, Switzerland,  
 the United Kingdom

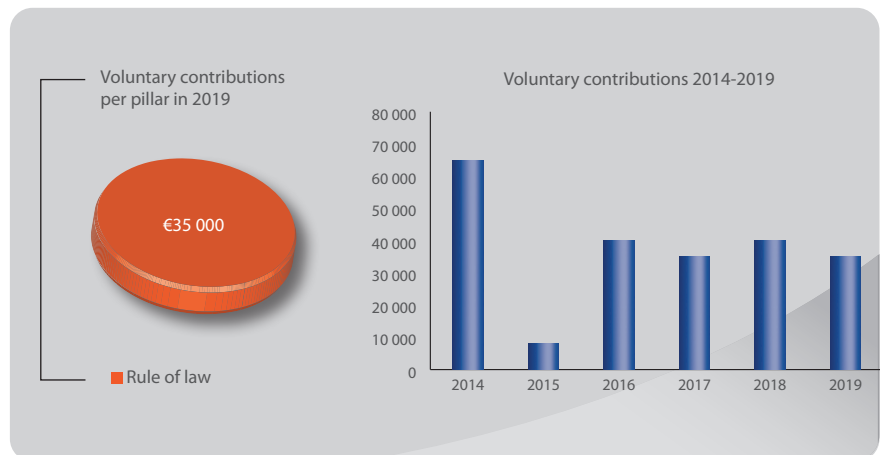
## Isle of Man

Voluntary contribution:  
€30 000  
Other sources ranking:  
12/22



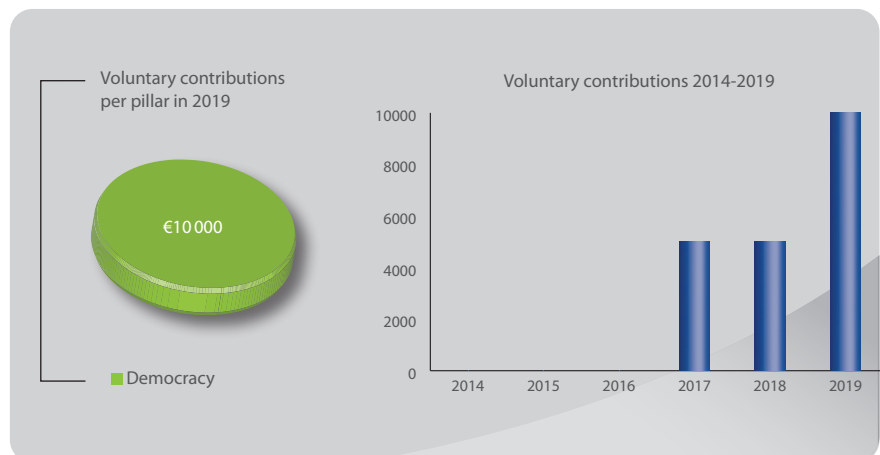
## Israel

Voluntary contribution:  
€35 000  
Other sources ranking:  
11/22



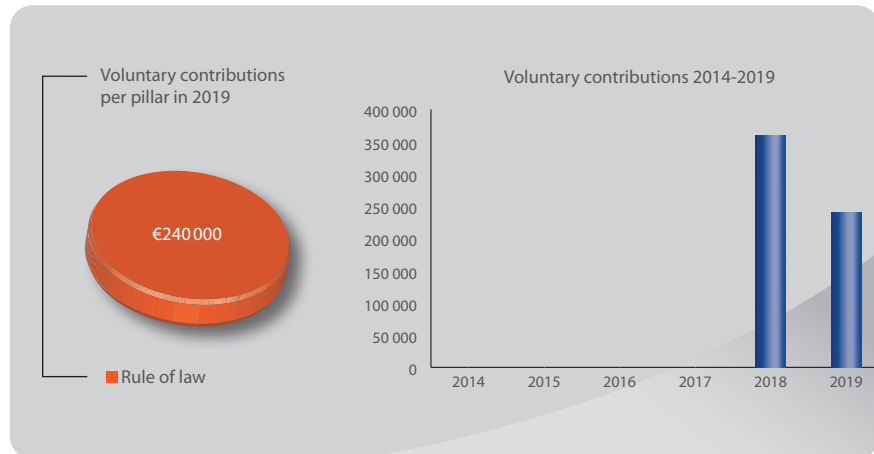
## Moscow State Linguistic University

Voluntary contribution:  
€10 000  
Other sources ranking:  
15/22



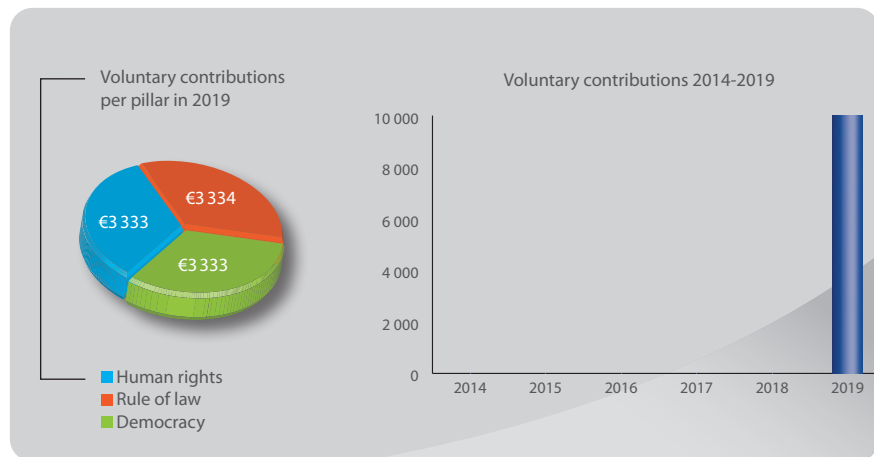
## Qatar

Voluntary contribution:  
 €240 000  
 Other sources ranking:  
 5/22



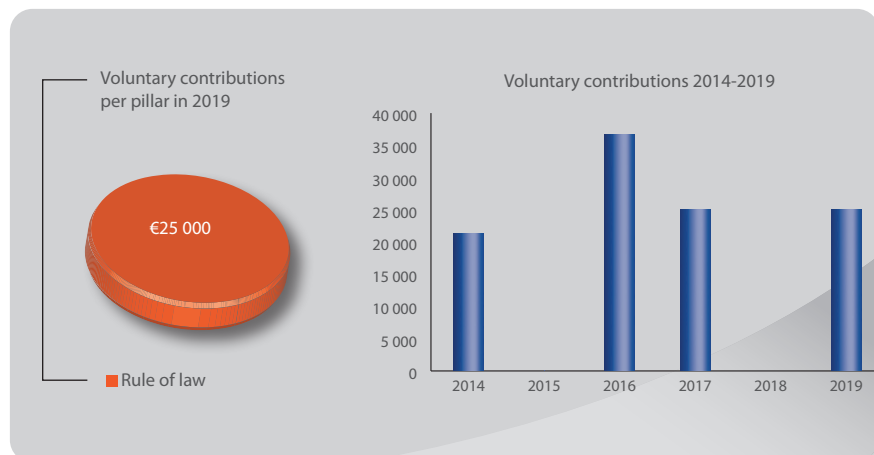
## Réseau GDS

Voluntary contribution:  
 €10 000  
 Other sources ranking:  
 15/22



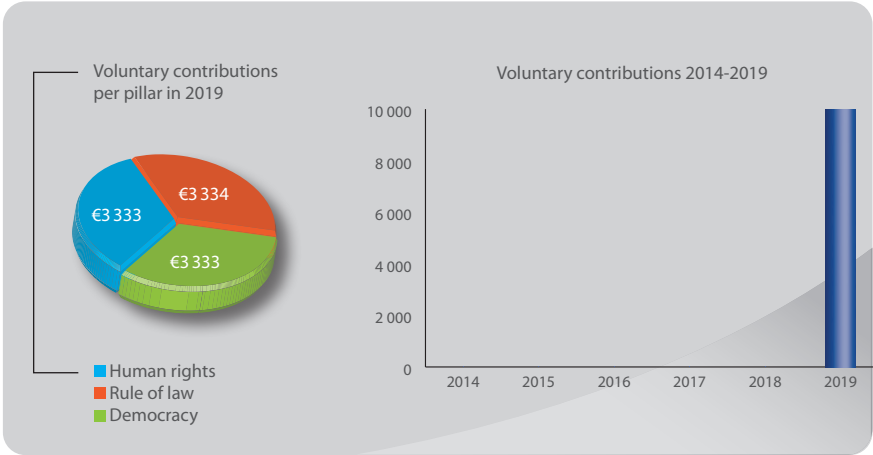
## States of Guernsey

Voluntary contribution:  
 €25 000  
 Other sources ranking:  
 13/22



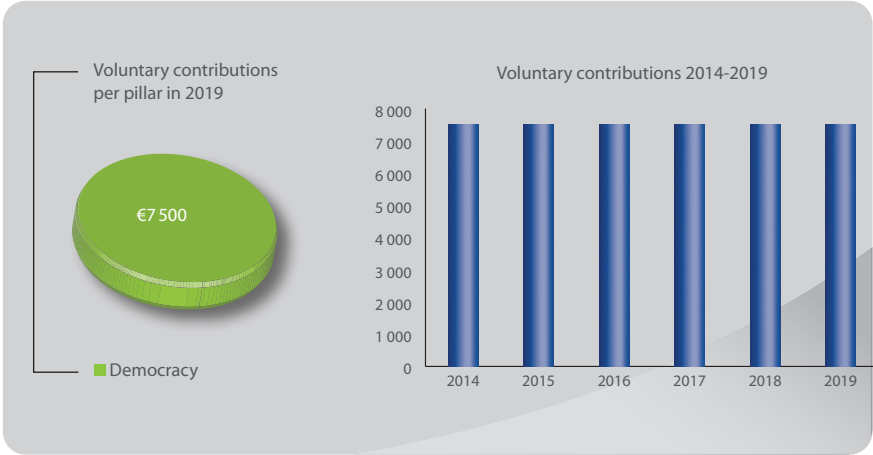
## Strasbourg événements

Voluntary contribution:  
€10 000  
Other sources ranking:  
15/22



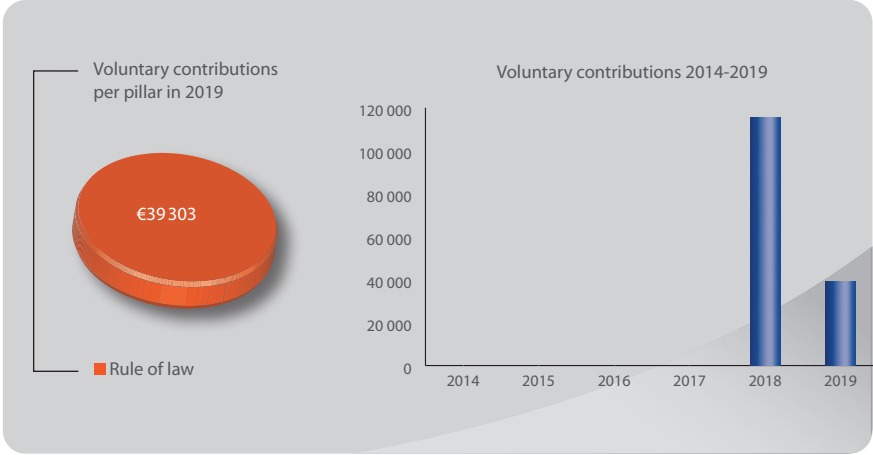
## Václav Havel Library

Voluntary contribution:  
€7 500  
Other sources ranking:  
17/22



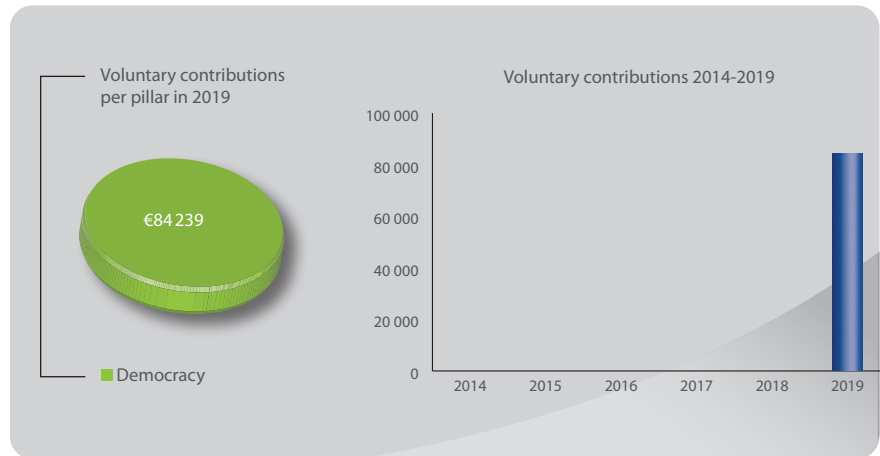
## World Lottery Association

Voluntary contribution:  
€39 303  
Other sources ranking:  
10/22



# Zurich University of Teacher Education

Voluntary contribution:  
€84 239  
Other sources ranking:  
7/22







# APPENDIX 2

---

Tables

## 2.1. Voluntary contribution receipts 2010-2019

Rank	Donor	2010 (€)	2011 (€)	2012 (€)	2013 (€)	2014 (€)	2015 (€)	2016 (€)	2017 (€)	2018 (€)	2019 (€)	Total (€)
1	European Union	20 815 949.96	24 543 762.13	23 437 238.21	20 867 155.45	23 352 971.21	28 051 261.73	43 211 634.34	38 622 884.25	29 273 359.43	46 502 842.13	298 679 058.84
2	Norway	840 693.84	1 676 536.65	2 563 697.23	4 364 762.00	5 510 488.80	4 702 797.55	5 884 900.74	7 802 716.41	8 643 338.40	8 245 876.00	50 235 807.62
3	Sweden	146 097.90	1 509 419.98	2 454 681.95	257 507.04	1 508 388.70	3 026 054.15	2 598 196.21	1 214 162.73	3 225 173.58	6 525 433.08	22 465 115.32
4	Denmark	1 392 428.52	1 340 953.70	537 318.38	3 031 472.23	1 672 846.61	5 043 819.73	121 212.88	1 601 584.24	2 257 135.35	501 508.55	17 500 280.19
5	Human Rights Trust Fund <sup>1</sup>	916 635.00	1 166 637.00	1 693 365.00	2 620 000.00	2 644 075.39	1 491 648.81	1 924 454.44	1 437 446.95	1 217 220.00	1 744 000.00	16 855 482.59
6	Switzerland	541 523.05	457 297.87	1 129 770.77	1 108 550.17	1 252 537.70	2 429 251.93	1 229 641.33	2 384 893.98	849 984.10	1 618 756.18	13 002 207.08
7	Germany	665 172.00	1 170 730.00	285 660.00	810 996.16	476 968.45	685 125.30	449 388.50	305 000.00	1 150 009.00	2 084 389.00	8 083 438.41
8	France	384 227.00	634 059.72	718 350.00	730 877.71	471 938.84	689 506.75	668 912.42	548 794.58	627 653.00	1 814 074.35	7 288 394.37
9	Finland	589 678.39	747 429.82	726 527.18	593 203.18	563 030.83	801 122.18	334 987.80	285 865.44	354 630.11	847 358.23	5 843 833.16
10	United Kingdom	54 520.03	9 950.00	223 498.38	174 635.42	303 363.73	402 137.03	1 041 539.34	734 674.10	1 438 845.50	755 850.88	5 139 014.41
11	United States of America	132 610.01	70 500.00	1 127 690.72	90 812.81	426 426.89	410 328.28	222 750.00	756 115.58	856 000.00	52 227.37	4 145 461.66
12	European Economic Area (EEA) <sup>2</sup>	0.00	315 350.00	135 150.00	449 710.81	265 516.00	325 376.00	218 550.00	746 512.00	892 908.00	595 230.79	3 147 849.69
13	Belgium	103 867.40	109 800.21	179 000.00	178 134.38	49 753.15	82 500.00	130 228.42	174 179.61	2 115 386.52	25 000.00	3 144 561.56
14	Luxembourg	187 746.50	57 332.41	275 168.02	372 308.33	116 539.09	366 093.74	492 369.12	141 695.91	441 755.29	693 553.15	2 918 175.56
15	Netherlands	170 161.64	221 795.00	685 064.50	277 050.00	107 500.00	354 995.00	237 500.00	200 000.00	365 109.42	299 000.00	2 609 735.71
16	Italy	332 749.14	323 523.78	168 078.77	108 404.88	265 037.73	54 869.50	398 639.58	323 000.00	305 271.00	330 161.33	2 598 605.60
17	Canada	0.00	0.00	0.00	914 425.06	0.00	0.00	0.00	0.00	0.00	1 684 180.54	2 553 313.58
18	Turkey	555 000.00	50 000.00	50 000.00	100 000.00	325 934.04	808 329.90	215 098.23	50 000.00	142 065.96	256 885.45	1 705 922.89
19	Austria	13 000.00	18 000.00	57 834.83	361 500.00	91 500.00	39 000.00	66 683.98	29 000.00	1 019 404.08	10 000.00	1 645 193.45
20	Romania	134 000.00	130 000.00	120 000.00	65 281.58	611 942.31	276 796.68	255 505.43	37 942.00	13 120.94	604.51	1 417 671.90
21	Ireland	50 000.00	225 000.00	80 000.00	150 000.00	87 269.14	166 374.77	165 021.10	153 434.57	168 650.32	171 922.00	1 271 205.08
22	Liechtenstein	122 713.99	130 494.35	116 461.04	117 962.92	88 287.72	128 948.07	122 609.60	122 909.75	223 859.70	96 957.94	1 257 967.40
23	Portugal	171 380.00	174 505.40	142 582.00	31 500.00	41 500.00	106 500.00	115 000.00	125 000.00	150 000.00	200 000.00	1 185 365.72
24	Monaco	208 000.00	118 175.69	109 065.06	64 967.62	101 000.00	97 255.19	83 252.46	129 316.86	154 332.84	120 000.00	1 004 863.95
25	Bulgaria	5 956.80	5 000.00	3 000.00	184 125.00	266 097.54	466 411.27	48 423.92	9 980.49	14 868.93	1 000.00	903 701.01
26	Slovak Republic	0.00	2 000.00	2 000.00	20 953.16	16 870.43	86 968.76	12 798.61	611 401.15	147 708.90	3 000.00	902 955.34
27	Poland	19 000.00	116 200.78	70 065.44	145 000.00	117 481.49	147 209.79	190 501.38	10 000.00	77 496.46	10 000.00	1 080 833.62
28	Czech Republic	8 000.00	8 000.00	16 000.00	30 000.00	148 193.50	175 555.91	71 100.51	117 874.74	128 159.99	108 083.62	810 968.27
29	Japan	45 000.00	45 000.00	45 000.00	45 000.00	345 000.00	45 000.00	41 410.00	45 000.00	55 000.00	45 000.00	756 616.00
30	Fund to End Violence Against Children	0.00	0.00	0.00	0.00	0.00	0.00	0.00	0.00	241 117.75	423 116.17	664 233.92
31	Russian Federation	0.00	53 170.80	111 670.20	111 234.14	118 748.86	49 548.13	54 739.23	45 391.33	40 648.26	40 446.91	625 597.86
32	Qatar	0.00	0.00	0.00	0.00	0.00	0.00	0.00	0.00	360 000.00	240 000.00	600 000.00
33	Open Society Foundations	254 610.50	196 722.50	65 921.68	15 720.44	0.00	0.00	0.00	0.00	0.00	0.00	532 975.12
34	Georgia	0.00	690.59	0.00	0.00	0.00	0.00	0.00	0.00	415.00	500 000.00	501 105.59
35	Cyprus	101 221.00	86 523.19	5 221.00	3 221.00	2 200.00	4 220.00	14 944.08	103 649.84	87 332.84	67 806.01	476 338.96
36	Croatia	0.00	19 802.78	1 000.00	12 979.38	183 218.13	177 032.83	23 563.49	5 506.92	19 526.85	5 537.01	448 167.39
37	Spain	133 600.00	34 000.00	0.00	56 500.00	0.00	0.00	14 000.00	5 000.00	5 000.00	182 500.00	430 600.00
38	Ukraine	0.00	0.00	0.00	0.00	0.00	0.00	0.00	0.00	348 416.34	0.00	348 416.34
39	Latvia	0.00	0.00	0.00	0.00	93 532.59	67 355.07	11 172.47	150 000.00	7 814.42	15 000.00	344 874.55
40	Andorra	31 200.00	24 651.51	24 200.00	53 833.87	22 250.00	35 011.19	23 356.28	73 068.31	24 016.89	25 000.00	336 588.05
41	Estonia	19 000.00	28 561.07	17 000.00	20 000.00	55 000.00	61 807.89	66 717.48	25 000.00	37 887.84	0.00	330 974.28
42	Iceland	3 918.80	0.00	1 891.07	60 468.74	62 048.52	58 603.50	9 250.18	0.00	10 000.00	112 911.30	319 092.11

1. Finland, Germany, Luxembourg, the Netherlands, Norway, Switzerland, the United Kingdom.  
2. Iceland, Liechtenstein, Norway.

## 2.1. Voluntary contribution receipts 2010-2019

Rank	Donor	2010 (€)	2011 (€)	2012 (€)	2013 (€)	2014 (€)	2015 (€)	2016 (€)	2017 (€)	2018 (€)	2019 (€)	Total (€)
43	A.G. Leventis Foundation	0.00	0.00	0.00	70 000.00	104 616.00	104 616.00	34 872.00	0.00	0.00	0.00	314 104.00
44	Azerbaijan	5 980.00	23 355.77	15 775.96	6 656.62	218 880.00	13 374.71	6 192.31	0.00	12 841.24	0.00	303 056.61
45	Hungary	0.00	5 000.00	6 328.22	125 094.49	14 206.89	44 700.97	40 344.45	15 000.00	35 301.48	10 000.00	295 976.50
46	Holy See	0.00	80 000.00	80 393.00	0.00	69 441.00	0.00	0.00	30 000.00	30 000.00	0.00	289 834.00
47	Israel	0.00	0.00	17 500.00	36 630.00	64 920.00	7 985.00	39 945.00	35 000.00	40 000.00	35 000.00	276 980.00
48	Australia	0.00	0.00	0.00	0.00	0.00	0.00	0.00	0.00	0.00	254 922.88	254 922.88
49	Aga Khan Development Network	0.00	0.00	0.00	0.00	0.00	50 000.00	50 000.00	50 000.00	50 000.00	50 000.00	250 000.00
50	International Union of Railways	80 000.00	133 000.00	0.00	0.00	0.00	0.00	0.00	0.00	0.00	0.00	213 000.00
51	Microsoft Corporation	121 732.77	36 108.90	0.00	0.00	50 000.00	0.00	0.00	0.00	0.00	0.00	207 841.67
52	Malta	5 000.00	0.00	0.00	5 000.00	43 074.60	38 716.40	22 735.49	25 000.00	52 262.68	393.28	192 182.45
53	Isle of Man	0.00	0.00	0.00	35 000.00	21 400.00	0.00	36 730.00	25 000.00	30 000.00	30 000.00	178 130.00
54	Supporters of Civil Society in Russia	0.00	0.00	0.00	136 849.12	20 741.71	0.00	0.00	0.00	0.00	0.00	157 590.83
55	Organisation internationale de la Francophonie	27 000.00	30 000.00	70 500.00	10 880.00	0.00	0.00	2 206.97	12 000.00	2 996.00	0.00	155 582.97
56	World Lottery Association	0.00	0.00	0.00	0.00	0.00	0.00	0.00	0.00	115 323.50	39 302.61	154 626.11
57	Gibraltar	0.00	0.00	0.00	0.00	0.00	0.00	24 000.00	25 000.00	0.00	103 000.00	152 000.00
58	States of Guernsey	0.00	0.00	0.00	35 000.00	21 400.00	0.00	36 730.00	25 000.00	0.00	25 000.00	143 130.00
59	States of Jersey	0.00	0.00	0.00	35 000.00	21 400.00	0.00	36 730.00	25 000.00	25 000.00	0.00	143 130.00
60	World Bank	14 892.03	114 885.82	0.00	0.00	0.00	0.00	0.00	0.00	0.00	0.00	129 777.85
61	Japan Foundation	26 699.70	32 000.00	31 000.00	5 841.83	9 934.36	0.00	13 665.75	0.00	0.00	0.00	119 141.64
62	Lithuania	0.00	0.00	0.00	1 000.00	0.00	10 000.00	20 000.00	35 000.00	33 964.64	10 000.00	109 964.64
63	Union of European Football Associations	20 000.00	48 000.00	32 000.00	0.00	0.00	0.00	0.00	0.00	0.00	0.00	100 000.00
64	Slovenia	33 737.43	7 049.13	0.00	0.00	0.00	0.00	19 079.00	0.00	18 845.77	21 000.00	99 711.33
65	Serbia	6 253.96	1 941.21	3 000.00	8 474.54	13 114.31	12 000.00	18 829.54	15 722.99	10 383.82	7 415.00	97 135.37
66	Zurich University of Teacher Education	0.00	0.00	0.00	0.00	0.00	0.00	0.00	0.00	0.00	84 238.53	84 238.53
67	Greece	0.00	19 983.98	0.00	11 005.70	0.00	0.00	0.00	52 755.50	0.00	0.00	83 745.18
68	European lotteries	0.00	0.00	0.00	0.00	0.00	0.00	0.00	0.00	40 000.00	40 000.00	80 000.00
69	Armenia	11 597.61	0.00	6 836.32	30 000.00	0.00	0.00	0.00	0.00	11 747.84	0.00	60 181.77
70	Moscow State Linguistic University	0.00	0.00	0.00	40 000.00	0.00	0.00	0.00	5 000.00	5 000.00	10 000.00	60 000.00
71	United Nations	0.00	0.00	0.00	0.00	2 500.00	12 000.00	43 492.00	0.00	0.00	0.00	57 992.00
72	Charta 77 Foundation	0.00	0.00	0.00	7 500.00	7 500.00	7 500.00	7 500.00	7 500.00	7 500.00	7 500.00	52 500.00
73	Václav Havel Library	0.00	0.00	0.00	7 500.00	7 500.00	7 500.00	7 500.00	7 500.00	7 500.00	7 500.00	52 500.00
74	Mexico	0.00	0.00	0.00	0.00	0.00	0.00	0.00	0.00	49 975.00	0.00	49 975.00
75	Caixa Foundation	0.00	0.00	0.00	15 000.00	29 278.40	0.00	0.00	0.00	0.00	0.00	44 278.40
76	San Marino	0.00	998.50	0.00	0.00	0.00	1 300.37	0.00	0.00	40 000.00	1 000.00	43 298.87
77	Central European Initiative (CEI)	10 000.00	30 000.00	0.00	0.00	0.00	0.00	0.00	0.00	0.00	0.00	40 000.00
77	European Cultural Foundation (ECF)	0.00	0.00	0.00	0.00	0.00	36 000.00	4 000.00	0.00	0.00	0.00	40 000.00
77	Jugend für Europa	0.00	0.00	40 000.00	0.00	0.00	0.00	0.00	0.00	0.00	0.00	40 000.00
78	International Youth Service of the Federal Republic of Germany (IJB)	0.00	0.00	19 000.00	0.00	20 000.00	0.00	0.00	0.00	0.00	0.00	39 000.00
79	Comité national olympique et sportif français	0.00	0.00	0.00	0.00	0.00	0.00	0.00	0.00	0.00	30 000.00	30 000.00

## 2.1. Voluntary contribution receipts 2010-2019

Rank	Donor	2010 (€)	2011 (€)	2012 (€)	2013 (€)	2014 (€)	2015 (€)	2016 (€)	2017 (€)	2018 (€)	2019 (€)	Total (€)
80	Cassa di Risparmio di Firenze	0.00	0.00	10 000.00	15 000.00	0.00	0.00	0.00	0.00	0.00	0.00	25 000.00
81	Nordic Council of Ministers	12 703.76	0.00	0.00	6 979.62	0.00	0.00	0.00	1 380.22	0.00	0.00	21 063.60
82	Calouste Gulbenkian Foundation	20 000.00	0.00	0.00	0.00	0.00	0.00	0.00	0.00	0.00	0.00	20 000.00
82	Française des jeux	0.00	0.00	0.00	0.00	0.00	0.00	0.00	0.00	0.00	20 000.00	20 000.00
82	Visa Europe	0.00	0.00	20 000.00	0.00	0.00	0.00	0.00	0.00	0.00	0.00	20 000.00
83	University of Graz	0.00	0.00	0.00	12 000.00	2 884.17	0.00	0.00	0.00	0.00	0.00	14 884.17
84	University of Vienna	0.00	0.00	11 582.40	2 895.60	0.00	0.00	0.00	0.00	0.00	0.00	14 478.00
85	University of Nottingham	0.00	0.00	0.00	0.00	0.00	0.00	12 639.32	0.00	0.00	0.00	12 639.32
86	Montenegro	0.00	3 262.97	0.00	0.00	0.00	0.00	0.00	0.00	7 332.84	1 667.16	12 262.97
87	Strasbourg événements	0.00	0.00	0.00	0.00	0.00	0.00	0.00	0.00	0.00	10 000.00	10 000.00
87	Faroe Islands	0.00	0.00	0.00	0.00	0.00	0.00	0.00	5 000.00	0.00	0.00	10 000.00
87	Allianz Kulturstiftung	10 000.00	0.00	0.00	0.00	0.00	0.00	0.00	0.00	0.00	0.00	10 000.00
87	Morocco	0.00	0.00	0.00	0.00	10 000.00	0.00	0.00	0.00	0.00	0.00	10 000.00
87	Réseau GDS	0.00	0.00	0.00	0.00	0.00	0.00	0.00	0.00	0.00	10 000.00	10 000.00
88	International Students' Committee (ISC) St Gallen	9 800.00	0.00	0.00	0.00	0.00	0.00	0.00	0.00	0.00	0.00	9 800.00
89	Organisation for Security and Co-operation in Europe	8 622.40	0.00	0.00	0.00	0.00	0.00	0.00	0.00	0.00	0.00	8 622.40
90	Eurach Research	0.00	0.00	0.00	0.00	0.00	0.00	0.00	0.00	0.00	7 560.00	7 560.00
91	Coopérative internationale de recherche et d'action en matière de communication (CIRCOM)	0.00	0.00	0.00	0.00	0.00	0.00	6 000.00	0.00	0.00	0.00	6 000.00
92	Antidoping Switzerland Foundation	5 000.00	0.00	0.00	0.00	0.00	0.00	0.00	0.00	0.00	0.00	5 000.00
93	Bosnia and Herzegovina	0.00	3 390.59	0.00	0.00	0.00	0.00	0.00	0.00	0.00	1 600.36	4 990.95
94	Republic of Moldova	0.00	2 000.00	0.00	0.00	0.00	0.00	724.08	0.00	1 000.00	0.00	3 724.08
95	Individual Donors	0.00	0.00	0.00	3 056.54	0.00	0.00	0.00	0.00	0.00	0.00	3 056.54
96	The European Association of the "Via Francigena"	2 748.00	0.00	0.00	0.00	0.00	0.00	0.00	0.00	0.00	0.00	2 748.00
97	International Association of Former Council of Europe Staff Members	0.00	0.00	0.00	0.00	0.00	0.00	2 000.00	0.00	0.00	0.00	2 000.00
98	Albania	662.97	0.00	0.00	0.00	0.00	0.00	0.00	0.00	1 332.84	0.00	1 995.81
99	JACET (The Japan Association of College English Teachers)	0.00	1 500.00	0.00	0.00	0.00	0.00	0.00	0.00	0.00	0.00	1 500.00
99	National Park Donau-Auen	0.00	1 500.00	0.00	0.00	0.00	0.00	0.00	0.00	0.00	0.00	1 500.00
99	Save the Children Norway	1 500.00	0.00	0.00	0.00	0.00	0.00	0.00	0.00	0.00	0.00	1 500.00
100	Anna Lindh Foundation	0.00	0.00	0.00	0.00	1 000.00	0.00	0.00	0.00	0.00	0.00	1 000.00
101	Goldsmiths College	0.00	600.00	0.00	0.00	0.00	0.00	0.00	0.00	0.00	0.00	600.00
<b>TOTAL</b>		<b>29 583 592.10</b>	<b>36 396 153.80</b>	<b>37 743 293.33</b>	<b>39 262 617.54</b>	<b>42 519 248.83</b>	<b>52 260 510.08</b>	<b>61 255 969.46</b>	<b>59 525 860.45</b>	<b>58 118 930.66</b>	<b>77 777 312.32</b>	<b>494 443 486.57</b>

## 2.2. Voluntary contribution receipts in 2019

Donor	Total (€)	Donor	Total (€)
European Union (EU)	46 502 842.13 €	Russian Federation	40 446.91 €
Norway	8 245 876.00 €	European Lotteries	40 000.00 €
Sweden	6 525 433.08 €	World Lottery Association	39 302.61 €
Germany	2 084 389.00 €	Israel	35 000.00 €
France	1 814 074.35 €	Comité national olympique et sportif français	30 000.00 €
Human Rights Trust Fund <sup>1</sup>	1 744 000.00 €	Isle of Man	30 000.00 €
Canada	1 684 180.54 €	Andorra	25 000.00 €
Switzerland	1 618 756.18 €	Belgium	25 000.00 €
Finland	847 358.23 €	States of Guernsey	25 000.00 €
United Kingdom	755 850.88 €	Slovenia	21 000.00 €
Luxembourg	693 553.15 €	Française des jeux	20 000.00 €
EEA Grants <sup>2</sup>	595 230.79 €	Latvia	15 000.00 €
Denmark	501 508.55 €	Austria	10 000.00 €
Georgia	500 000.00 €	Hungary	10 000.00 €
Fund to End Violence Against Children	423 116.17 €	Lithuania	10 000.00 €
Italy	330 161.33 €	Moscow State Linguistic University	10 000.00 €
Netherlands	299 000.00 €	Poland	10 000.00 €
Turkey	256 885.45 €	Réseau GDS	10 000.00 €
Australia	254 922.88 €	Strasbourg événements	10 000.00 €
Qatar	240 000.00 €	Eurac Research	7 560.00 €
Portugal	200 000.00 €	Charta 77 Foundation	7 500.00 €
Spain	182 500.00 €	Václav Havel Library	7 500.00 €
Ireland	171 922.00 €	Serbia	7 415.00 €
Monaco	120 000.00 €	Croatia	5 537.01 €
Iceland	112 911.30 €	Faroe Islands	5 000.00 €
Czech Republic	108 083.62 €	Slovak Republic	3 000.00 €
Gibraltar	103 000.00 €	Montenegro	1 667.16 €
Liechtenstein	96 957.94 €	Bosnia and Herzegovina	1 600.36 €
Zurich University of Teacher Education	84 238.53 €	Bulgaria	1 000.00 €
Cyprus	67 806.01 €	San Marino	1 000.00 €
United States of America	52 227.37 €	Romania	604.51 €
Aga Khan Development Network	50 000.00 €	Malta	393.28 €
Japan	45 000.00 €		
		<b>GRAND TOTAL</b>	<b>€77 777 312.32</b>

1. Finland, Germany, Luxembourg, the Netherlands, Norway, Switzerland, the United Kingdom.

2. Iceland, Liechtenstein, Norway.

## 2.3. Voluntary contribution receipts in 2019 per pillar

Donor	Human Rights (€)	Rule of Law (€)	Democracy (€)	Action plan-level funding (€)	Non-specified funding (€)	Total (€)
European Union (EU)	12 657 191.66	27 732 225.88	6 113 424.59			46 502 842.13
Norway	1 428 655.34	506 684.43	129 543.04	5 699 065.98	481 927.21	8 245 876.00
Sweden	615 350.03	1 464 764.59	745 918.43	3 699 400.03		6 525 433.08
Germany	510 100.00	254 289.00	20 000.00	1 300 000.00		2 084 389.00
France	728 940.75	159 030.04	776 103.56	150 000.00		1 814 074.35
Human Rights Trust Fund <sup>1</sup>	180 000.00	1 564 000.00				1 744 000.00
Canada		23 826.54		1 660 354.00		1 684 180.54
Switzerland		294 117.78	700 786.83	623 851.57		1 618 756.18
Finland	182 000.00	697.00	95 000.00	569 661.23		847 358.23
United Kingdom	345 714.82	410 136.06				755 850.88
Luxembourg	158 556.78	415 000.00	30 200.00	89 796.37		693 553.15
EEA Grants <sup>2</sup>					595 230.79	595 230.79
Denmark	501 508.55					501 508.55
Georgia	143 333.30	33 333.30	303 333.40	20 000.00		500 000.00
Fund to End Violence Against Children	423 116.17					423 116.17
Italy		165 000.00	85 000.00	80 161.33		330 161.33
Netherlands	149 000.00	20 000.00		130 000.00		299 000.00
Turkey	41 729.53	200 000.00	15 155.92			256 885.45
Australia		247 432.88	7 490.00			254 922.88
Qatar		240 000.00				240 000.00
Portugal	40 000.00	25 000.00	135 000.00			200 000.00
Spain	25 000.00	50 000.00	72 500.00	35 000.00		182 500.00
Ireland	81 922.00	10 000.00		80 000.00		171 922.00
Monaco	50 000.00	25 000.00	20 000.00	25 000.00		120 000.00
Iceland			112 911.30			112 911.30
Czech Republic	25 000.00	10 000.00	38 000.00	35 083.62		108 083.62
Gibraltar		103 000.00				103 000.00
Liechtenstein		18 288.56	1 309.15	77 360.23		96 957.94
Zurich University of Teacher Education			84 238.53			84 238.53
Cyprus	10 000.00	50 806.01	7 000.00			67 806.01
United States of America		52 227.37				52 227.37
Aga Khan Development Network			50 000.00			50 000.00
Japan		45 000.00				45 000.00

1. Finland, Germany, Luxembourg, the Netherlands, Norway, Switzerland, the United Kingdom.

2. Iceland, Liechtenstein, Norway.

## 2.3. Voluntary contribution receipts in 2019 per pillar

Donor	Human Rights (€)	Rule of Law (€)	Democracy (€)	Action plan-level funding (€)	Non-specified funding (€)	Total (€)
Russian Federation		40 446.91				40 446.91
European Lotteries		40 000.00				40 000.00
World Lottery Association		39 302.61				39 302.61
Israel		35 000.00				35 000.00
Comité national olympique et sportif français		30 000.00				30 000.00
Isle of Man		30 000.00				30 000.00
States of Guernsey		25 000.00				25 000.00
Andorra		25 000.00				25 000.00
Belgium			25 000.00			25 000.00
Slovenia	10 000.00	6 000.00	5 000.00			21 000.00
Française des jeux		20 000.00				20 000.00
Latvia				15 000.00		15 000.00
Austria	2 500.00		7 500.00			10 000.00
Hungary	10 000.00					10 000.00
Lithuania				10 000.00		10 000.00
Moscow State Linguistic University			10 000.00			10 000.00
Poland	2 000.00		8 000.00			10 000.00
Réseau GDS	3 333.30	3 333.30	3 333.40			10 000.00
Strasbourg événements	3 333.30	3 333.30	3 333.40			10 000.00
Eurac Research			7 560.00			7 560.00
Charta 77 Foundation			7 500.00			7 500.00
Václav Havel Library			7 500.00			7 500.00
Serbia		415.00	7 000.00			7 415.00
Croatia	3 537.01		2 000.00			5 537.01
Faroe Islands	5 000.00					5 000.00
Slovak Republic			3 000.00			3 000.00
Montenegro		1 667.16				1 667.16
Bosnia and Herzegovina	1 600.36					1 600.36
Bulgaria		1 000.00				1 000.00
San Marino			1 000.00			1 000.00
Romania		604.51				604.51
Malta			393.28			393.28
<b>TOTAL</b>	<b>€18 338 422.90</b>	<b>€34 420 962.23</b>	<b>€9 641 034.83</b>	<b>€14 299 734.36</b>	<b>€1 077 158.00</b>	<b>€77 777 312.32</b>



## 2.4. Voluntary contribution receipts in 2019 per beneficiary

Beneficiary country	€	%
Multilateral	20 790 836.59	26.73%
Ukraine	9 748 530.65	12.53%
Turkey	5 553 388.93	7.14%
Georgia	4 272 278.18	5.49%
Serbia	4 213 170.18	5.42%
Armenia	3 735 853.54	4.80%
Republic of Moldova	3 647 559.28	4.69%
Tunisia	3 613 170.85	4.65%
Bosnia and Herzegovina	2 586 343.10	3.33%
Albania	2 495 524.02	3.21%
Kosovo*	1 981 535.33	2.55%
Montenegro	1 810 774.19	2.33%
North Macedonia	1 647 859.53	2.12%
Morocco	1 360 757.91	1.75%
Greece	1 300 000.00	1.67%
Azerbaijan	1 260 082.53	1.62%
Kazakhstan	787 379.31	1.01%
Belarus	782 713.67	1.01%
Kyrgyz Republic	545 223.15	0.70%
Slovak Republic	467 940.46	0.60%
Jordan	456 587.55	0.59%
Romania	454 859.24	0.58%
Tajikistan	400 000.00	0.51%
Turkmenistan	400 000.00	0.51%
Uzbekistan	400 000.00	0.51%
Bulgaria	354 000.00	0.46%
Italy	342 002.25	0.44%
Slovenia	283 491.01	0.36%
Spain	247 559.43	0.32%
Cyprus	244 119.88	0.31%
Latvia	221 927.16	0.29%
Malta	216 489.63	0.28%
Russian Federation	208 743.00	0.27%
Lithuania	184 062.19	0.24%
Algeria	153 045.60	0.20%
Lebanon	153 045.60	0.20%
Latin America <sup>1</sup>	136 650.00	0.18%
Central Asia <sup>2</sup>	91 100.00	0.12%
Hungary	84 000.00	0.11%
Palestine**	60 708.40	0.08%
Czech Republic	42 000.00	0.05%
Portugal	42 000.00	0.05%
<b>GRAND TOTAL</b>	<b>€ 77 777 312.32</b>	<b>100%</b>

1. Argentina, Brazil, Chile, Costa Rica, Mexico, Peru.
2. Kazakhstan, the Kyrgyz Republic, Mongolia, Uzbekistan.

Extra-budgetary contributions are an essential resource for the Council of Europe and they are the main source of funding for the Organisation's technical assistance and co-operation activities. The steady increase in extra-budgetary resources in recent years enabled the Council of Europe to increase the impact of its co-operation work in the member states and beyond. These resources also supported the Organisation's contribution to the achievement of the UN Agenda 2030 for Sustainable Development.

In 2019, donors contributed a record high of €77.8 million to the Council of Europe's work. This brochure gives an overview of the 2019 receipts and a profile of each donor. An analysis of the funds and their use shows how the Organisation has been able to achieve concrete results through partnerships with donors.

Contact at Council of Europe Secretariat:  
Resource Mobilisation and Donor Relations  
Office of the Directorate General of Programmes  
Avenue de l'Europe  
F-67075 Strasbourg Cedex  
**RMDR@coe.int**

**[www.coe.int](http://www.coe.int)**

The Council of Europe is the continent's leading human rights organisation.

It comprises 47 member states, including all members of the European Union.

All Council of Europe member states have signed up to the European Convention on Human Rights, a treaty designed to protect human rights, democracy and the rule of law.

The European Court of Human Rights oversees the implementation of the Convention in the member states.