

VOLUNTARY CONTRIBUTIONS 2018

Facts and figures

VOLUNTARY CONTRIBUTIONS 2018

Facts and figures

French edition

Faits et chiffres 2018

All requests concerning the reproduction or translation of all or part of this document should be addressed to the Directorate of Communication (F-67075 Strasbourg Cedex or publishing@coe.int). All other correspondence concerning this document should be addressed to the Resource Mobilisation and Donor Relations Division.

Cover and layout:
Documents and Publications
Production Department (SPDP),
Council of Europe

This publication has not been copy-edited by the SPDP Editorial Unit to correct typographical and grammatical errors.

© Council of Europe, June 2019
Printed at the Council of Europe

Contents

INTRODUCTION	5
VOLUNTARY CONTRIBUTIONS – TRENDS AND DEVELOPMENTS	6
SOURCES OF EXTRA-BUDGETARY FUNDING IN 2018	7
DISTRIBUTION OF EXTRA-BUDGETARY RESOURCES IN 2018	12
BILATERAL OR COUNTRY-SPECIFIC CO-OPERATION	13
THEMATIC AND MULTILATERAL CO-OPERATION	18
CONTRIBUTION TO SUSTAINABLE DEVELOPMENT GOALS	20
STRATEGIC PROGRAMMING AND DONOR RELATIONS	21
STRATEGIC PARTNERSHIPS	21
RESULT-BASED RESOURCE MANAGEMENT	22
EFFICIENT, STREAMLINED MANAGEMENT AND REPORTING OF EXTRA-BUDGETARY RESOURCES	22
MONITORING AND CONTROL SYSTEMS	22
THE COUNCIL OF EUROPE AND OFFICIAL DEVELOPMENT ASSISTANCE	23
CONCLUSION	25
APPENDIX 1	27
APPENDIX 2	51

Introduction

The Council of Europe biennial Programme and Budget divides the Organisation's standard setting, monitoring and co-operation activities into three pillars: Human Rights, Rule of Law and Democracy. It sets out agreed priorities and objectives and shows the resources needed to achieve them. It explains the Organisation's Ordinary Budget allocation and its extra-budgetary resource requirements.

■ The Ordinary Budget traditionally finances the functioning of the Organisation's statutory organs and other bodies, intergovernmental standard setting, monitoring activities and administrative infrastructure.

■ Extra-budgetary resources provide the main source of funding for the Organisation's co-operation programmes. With increased emphasis on co-operation, a key element of the Secretary General's reform, extra-budgetary resources have become crucial to the overall work of the Organisation. Extra-budgetary resources include voluntary contributions from member states, the European Union (EU) and from other sources, including observer states, non-member states, and non-governmental or non-sovereign sources.

■ In order to ensure that activities and related expenditure are focused on agreed priorities, voluntary contributions are accepted within the framework of the Organisation's Programme and Budget. Such contributions could be either unearmarked or earmarked for projects approved by the Council of Europe Committee of Ministers.

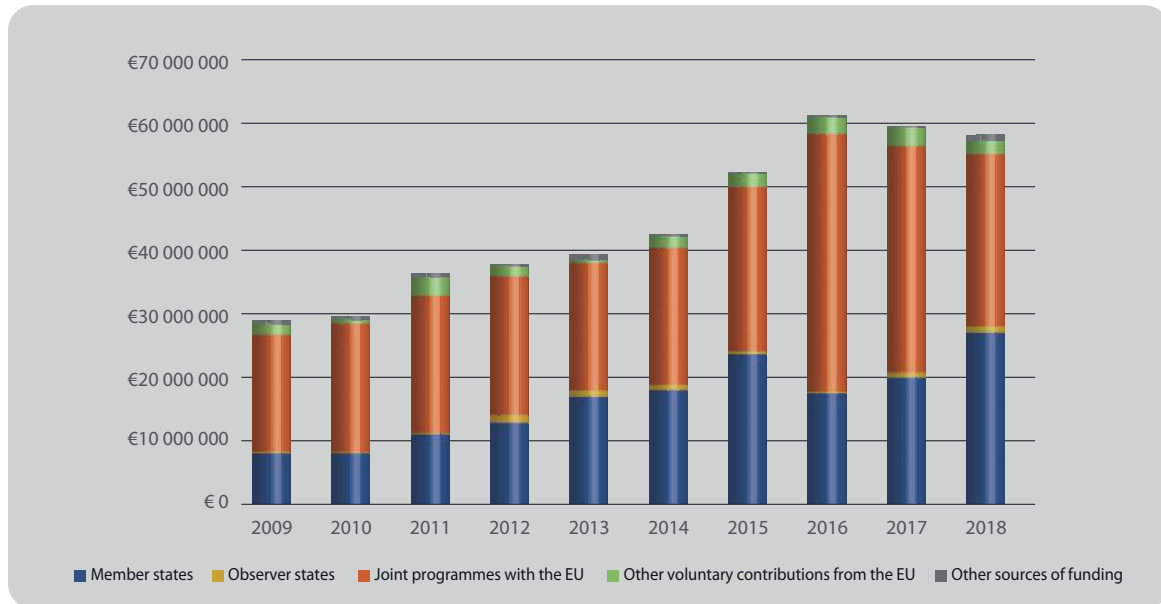
■ This publication provides data and statistics on the extra-budgetary resources of the Council of Europe in 2018¹.

1. Based on actual monetary receipts on the Organisation's bank account between 1 January and 31 December 2018.

Voluntary contributions – trends and developments

The bar chart below illustrates the evolution of the extra-budgetary receipts of the Council of Europe from 2009 to 2018.

Figure 1 – Extra-budgetary receipts of the Council of Europe 2009-2018



Over the last decade,

- ▶ Extra-budgetary receipts more than doubled, rising from €28 857 638 in 2009 to €58 118 931 in 2018 (+101%);
- ▶ Voluntary contributions by member states more than tripled, up from €7 964 283 in 2009 to €26 930 159 in 2018 (+238%);
- ▶ Receipts from the European Union (EU) in the framework of joint programmes grew by 48%, increasing from €18 269 761 in 2009 to €27 054 607 in 2018;
- ▶ Other contributions from the EU increased by 24% during the same period, up from €1 786 746 in 2009 to €2 218 752 in 2018;
- ▶ Annual contributions from observer states ranged between €177 610 (2010) and €1 253 290 (2012), amounting to €990 975 in 2018;
- ▶ Total extra-budgetary receipts amounted to €445 523 814 during the years 2009 to 2018.

In 2018,

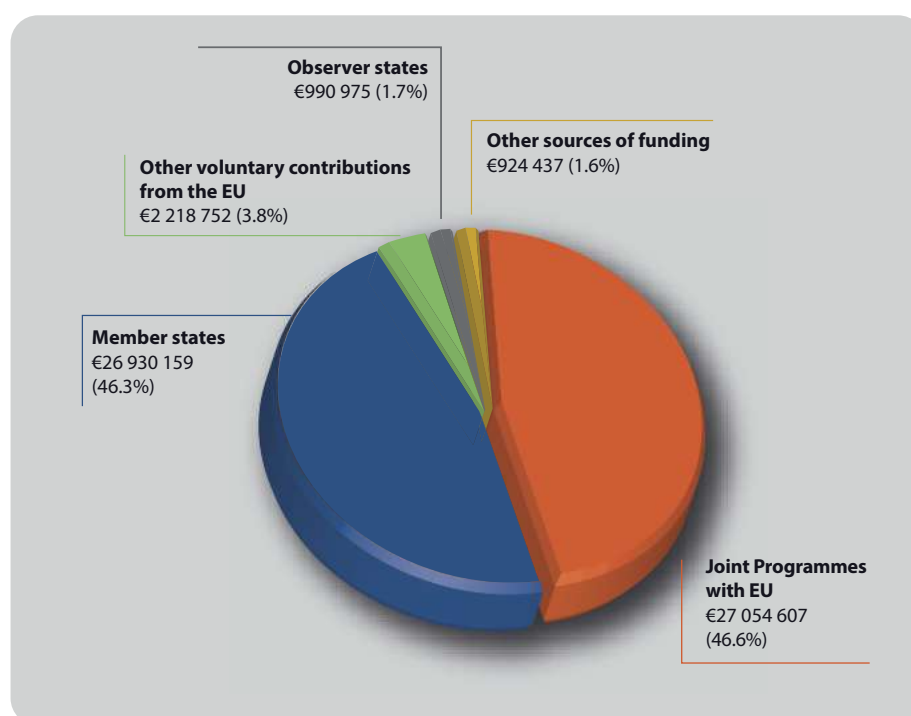
- ▶ Extra-budgetary receipts amounted to €58 118 931, decreasing by 2.4% compared to a year ago;
- ▶ Voluntary contributions from member states², on the other hand, increased by 35.7% over a year and accounted for 46.3% of total extra-budgetary receipts in 2018;
- ▶ A record number of member states (44 of the 47) made voluntary contributions in 2018;
- ▶ Receipts in the framework of Joint Programmes between the Council of Europe and the EU decreased by 24% compared to 2017. Still, they represented 46.6% of total extra-budgetary receipts;
- ▶ Voluntary contributions from the EU outside of the framework of Joint Programmes decreased by 27%, amounting to 3.8% of total receipts.

2. Including Human Rights Trust Fund (HRTF) and EEA and Norway Grants.

Sources of extra-budgetary funding in 2018

■ The overall volume of extra-budgetary receipts (€58 118 931) includes voluntary contributions from member states, from the EU and from other sources, including observer states, non-member states and non-state actors.

Figure 2 – Extra-budgetary resources in 2018



■ The relative size of extra-budgetary receipts in relation to the core Ordinary Budget funding of the Programme and Budget (which totalled €244 477 300), increased from 22.9% in 2017 to 23.8% in 2018.

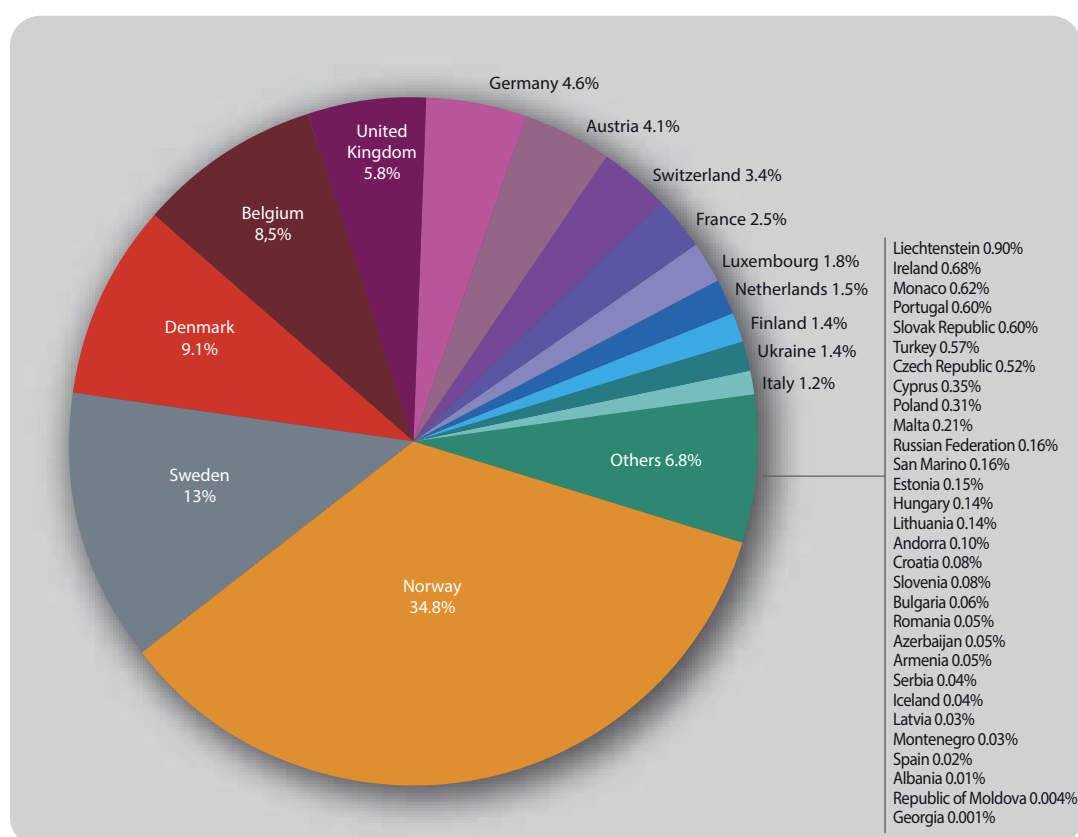
Receipts from member states

■ In 2018, 44 of the 47 member states made bilateral contributions to the Council of Europe (35 in 2017) for a total amount of €24 820 031³.

■ Seven countries contributed by more than a million euros in 2018. Norway remained the largest bilateral donor, although its share in the total volume of member states' contributions decreased from 44% in 2017 to 34.8% in 2018. The second largest bilateral donor was Sweden, accounting for 13% of the total volume of member states' contributions. Sweden was followed by Denmark (9.1% of the total), Belgium (8.5%), United Kingdom (5.8%), Germany (4.6%) and Austria (4.1%). Concentration remained relatively stable, with the top-ten countries representing 81% of the total receipts from member states in 2018 (80% in 2017).

3. Information on individual donors does not include their contributions to the HRTF and the EEA Grants, which are reflected separately.

Figure 3 – Bilateral voluntary contributions by member states in 2018



■ In addition to individual bilateral contributions, member states supported the Council of Europe's work through the Human Rights Trust Fund (HRTF)⁴ and the European Economic Area (EEA)⁵ Grants. Disbursements from the HRTF to the Council of Europe amounted to €1 217 220 in 2018. The EEA Grants provided a direct contribution of €892 908 within the framework of its strategic co-operation agreement with the Council of Europe.

■ Including contributions made through the HRTF and in the framework of the EEA Grants, the overall volume of receipts from member states increased by 35.7% compared to a year ago and amounted to €26 930 159 in 2018. As a result, member states increased their share in the total volume of extra-budgetary resources significantly, from 30% of the total in 2017 to 46.3% in 2018. Further details on individual member states' contributions in 2018 can be found in the appendices of this document.

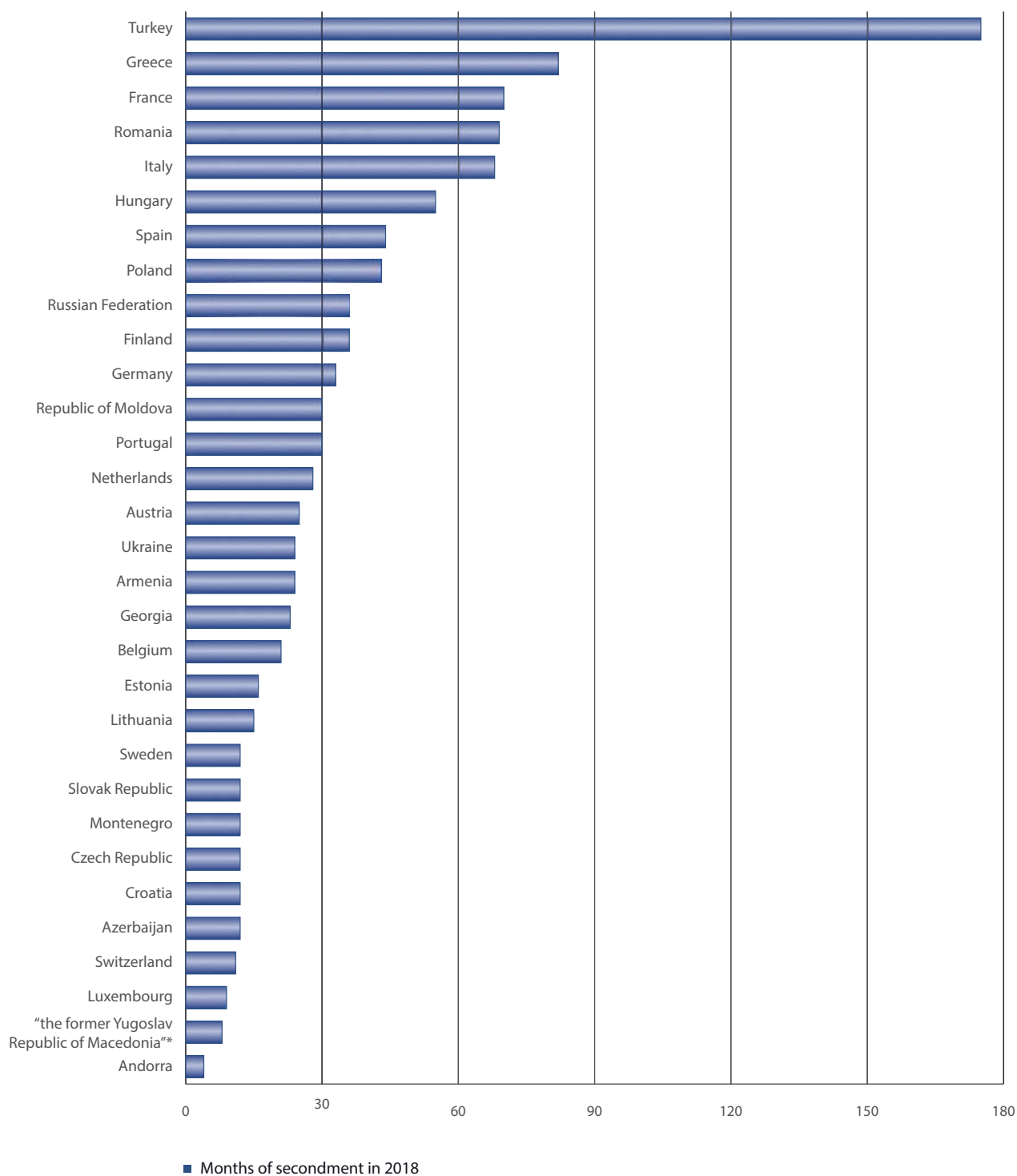
Secondments by member states

■ Member states continued to support the work of the Council of Europe in the form of the secondment of national officials to the Organisation. While such secondments are not included in the definition of voluntary contributions as such, they are seen as complementary to cash contributions.

■ As was the case in 2017, 31 of the 47 member states seconded national officials to the Organisation in 2018. Figure 4 illustrates the secondments by member states to the Council of Europe in 2018 (in months). The total amount of months of secondments was an equivalent of 87 national officials seconded full-time to the Council of Europe in 2018.

4. HRTF brings together 7 contributors – Finland, Germany, Luxembourg, the Netherlands, Norway, Switzerland and the United Kingdom.
5. EEA Grants brings together 3 contributors: Iceland, Liechtenstein and Norway.

Figure 4 – Secondments by member states to the Council of Europe in 2018 (in months)



* As of 12 February 2019, the official name of the country changed to North Macedonia.

Receipts from the European Union

Although annual receipts declined by 24.2% compared to a year ago, the EU remained the largest single contributor to the Council of Europe's co-operation activities in 2018. The EU provided 46.6% of the total extra-budgetary receipts. Receipts from the EU under Joint Programmes with the Council of Europe amounted to €27 054 607 in 2018. Outside of the framework of Joint Programmes, other voluntary contributions from the EU totalled €2 218 752 in 2018.

Strategic partnerships with the EU

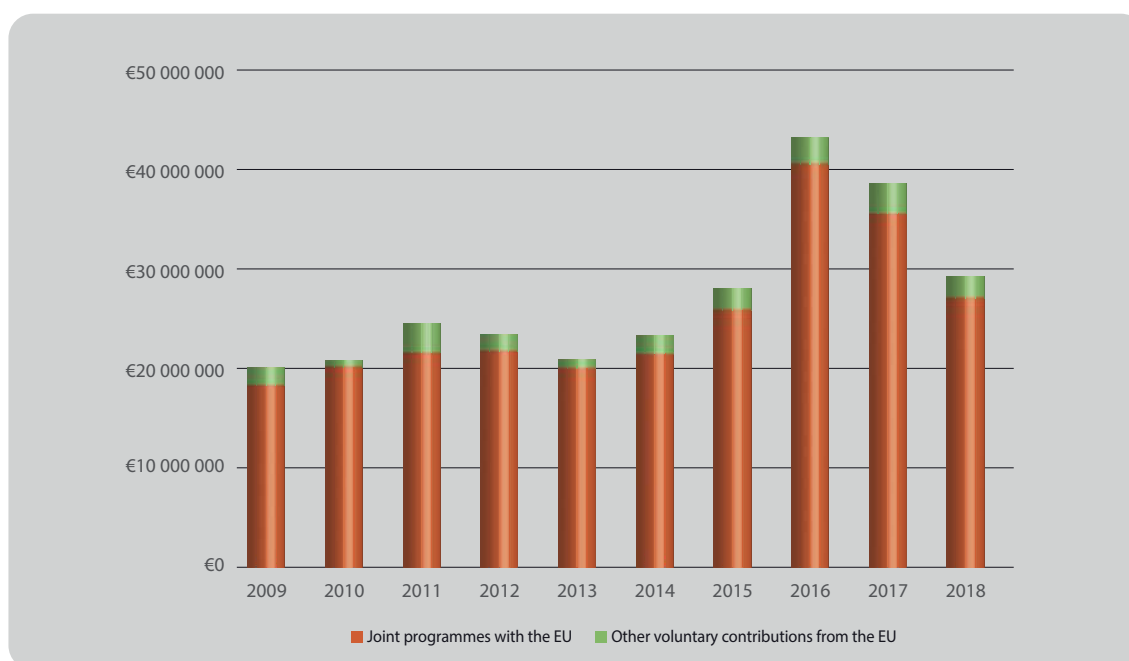
The Council of Europe has developed a strategic partnership with the EU. In 2014, the Council of Europe and the European Commission signed a Statement of Intent to strengthen co-operation.

It was followed by the agreement on a 'Programmatic Cooperation Framework' (PCF) – renamed as the Partnership for Good Governance (PGG) in June 2017. Co-funded by the European Union and the Council of Europe (85% vs. 15%) and implemented by the latter, the PGG budget is €36 million (2015-2018) for the six countries of the Eastern Partnership. Its second phase (PGG-II) has a total budget of €17.5 million for the period 2019-2021 (80% funded by the EU, 20% by the CoE).

The South Programme III (2018-2020) aims at reinforcing human rights, the rule of law and democracy in the Southern Mediterranean region in accordance with European and other international standards. The programme has a total budget of €3.34 million (90% by the EU, 10% by the CoE).

The Horizontal Facility for the Western Balkans and Turkey (2016-2019) worth €25 million (80% by the EU, 20% by the CoE), assists beneficiaries to comply with CoE standards and the EU *acquis*.

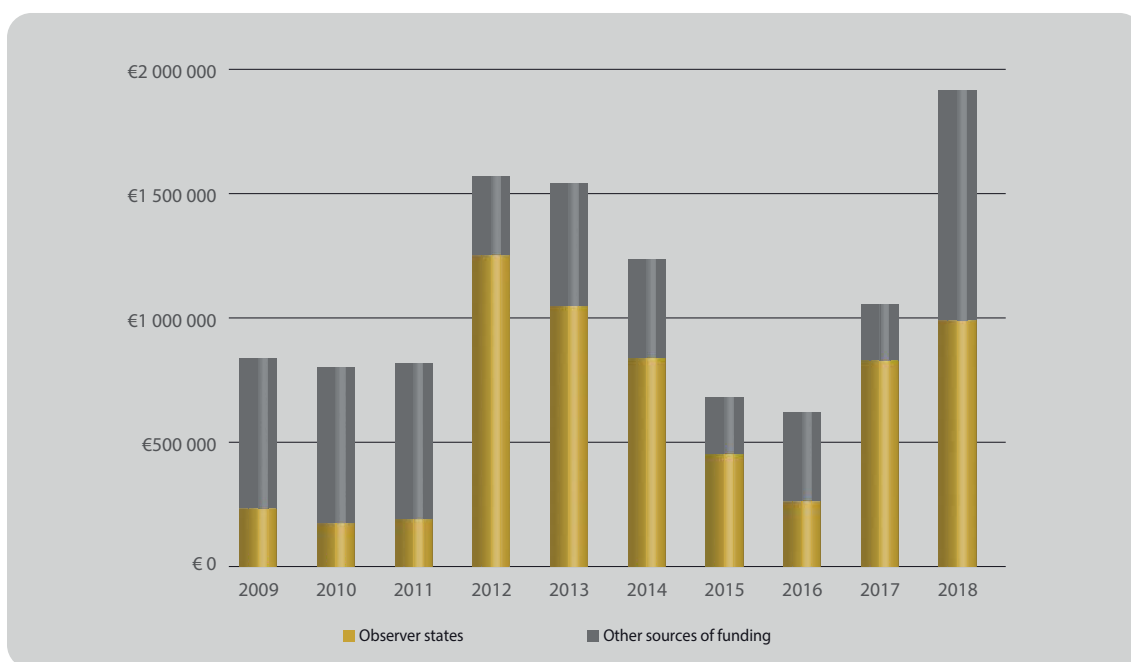
Figure 5 – Receipts from the EU 2009-2018



Receipts from observer states and other sources⁶ of funds

Observer states⁷ provided a total of €990 975 in voluntary contributions to the Council of Europe. Voluntary contributions provided by observer states accounted for 1.7% of the total extra-budgetary receipts in 2018, which was slightly higher than 1.4% recorded in 2017. Other partner countries and non-state actors⁸ provided €924 437, while their share in the total increased from 0.4% (2017) to 1.6% (2018).

Figure 6 – Receipts from observer states and other sources of funds 2009-2018



Further details on voluntary contributions received in 2018 by donor are provided in the appendices.

6. Non-governmental or non-sovereign organisations.

7. Holy See, Japan and the United States of America.

8. Aga Khan Development Network, Charta 77 Foundation, European Lotteries, Fund to End Violence Against Children, Isle of Man, Israel, Moscow State Linguistic University, Organisation internationale de la Francophonie, Qatar, States of Jersey, Vaclav Havel Library and World Lottery Association.

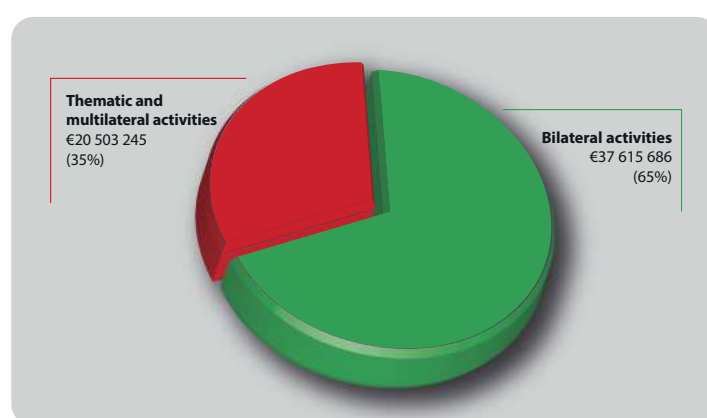
Distribution of extra-budgetary resources in 2018

Extra-budgetary resources support projects approved within the framework of the Council of Europe's Programme and Budget. These resources are a major source of funding for the Organisation's assistance activities carried out through country-specific action plans or co-operation documents and thematic actions endorsed by the Committee of Ministers upon request, including targeted assistance to neighbouring countries.

■ The total amount of €58 118 931 received in voluntary contributions were allocated as follows:

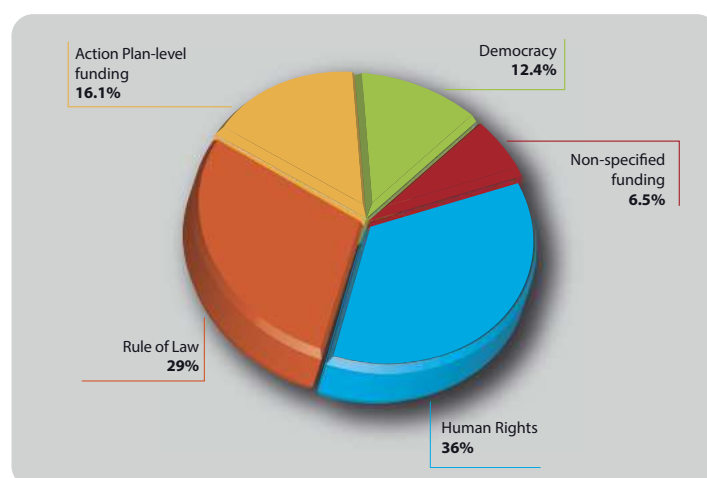
- ▶ 65% to **bilateral activities**⁹,
- ▶ 35% supported **thematic and multilateral activities**¹⁰.

Figure 7 – Distribution of extra-budgetary resources in 2018



■ In 2018, 36% of total extra-budgetary receipts (€20 915 653) supported the Organisation's human rights pillar. 29% (€16 877 705) of the receipts were allocated to activities under rule of law pillar and 12.4% (€7 191 881) supported activities on democracy. 16.1% of receipts (€9 341 052) supported country-specific or thematic action plans or co-operation documents and 6.5% (€3 792 640) were not earmarked. A continued increase in the share of unearmarked contributions further improved the Organisation's capacity to address emerging cooperation needs in a more flexible manner.

Figure 8 – Distribution of extra-budgetary receipts in terms of the Organisation's three pillars: Human Rights, Rule of Law and Democracy



9. Here and throughout this document, bilateral activities refer to country-specific activities.

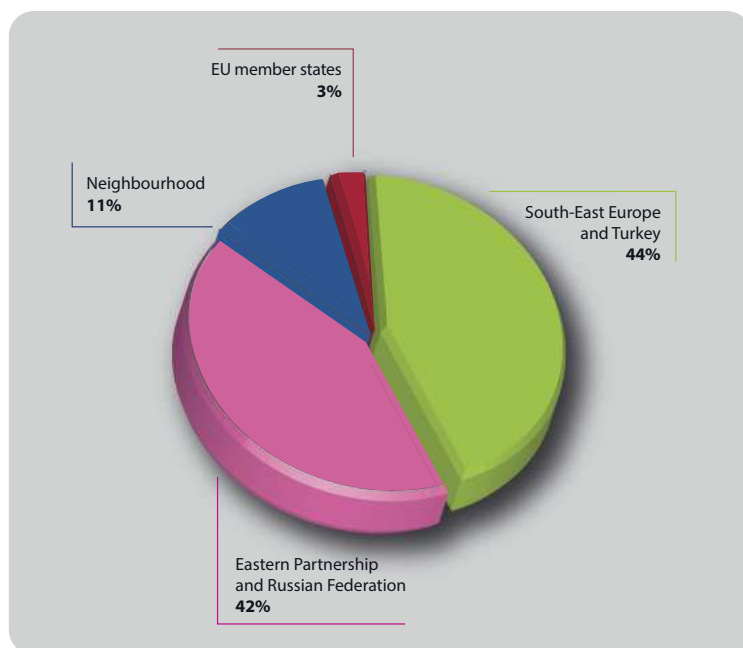
10. Here and throughout this document, multilateral activities signify activities benefiting several countries and/or all member states.

BILATERAL OR COUNTRY-SPECIFIC CO-OPERATION

In 2018, from a total of €37 615 686 allocated to bilateral or country-specific activities:

- ▶ 42% went in favour of countries in Eastern Europe¹¹ (down from 54% in 2017);
- ▶ 44% benefited projects in countries in South-East Europe¹² and in Turkey (up from 30% in 2017);
- ▶ 11% supported projects in the neighbourhood countries (unchanged);
- ▶ 3% benefited projects in EU member states (2% in 2017).

Figure 9 – Geographical distributions of extra-budgetary receipts to bilateral or country-specific activities



Eastern Europe (Eastern Partnership countries and the Russian Federation) – €15 571 016

Voluntary contributions to the region decreased by 40% compared to a year ago, falling to €15 571 016 in 2018. Leading donor to the region was Norway (30% of total contributions), followed by Sweden (19%), Denmark (14%), the European Union (11%), the United Kingdom (7%), Austria (6%) and the HRTF (5%). Bilateral contributions from 16 member states¹³ represented the remaining 8% of the funding targeting the region.

Ukraine remained the largest beneficiary country in the region. Cooperation activities in Ukraine received €5 128 427, representing 33% of the allocations to the region. Georgia moved to the second place – up from the fourth place in 2017, receiving 21.8% of the funding. Armenia was the third largest beneficiary (15.4%), closely followed by the Republic of Moldova (14.6%) in the fourth place. The Russian Federation's share increased to 12.9%, up from just 3% a year ago. In the sixth place, Azerbaijan's share decreased from 14% in 2017 to 2.2%. Finally, Belarus received 0.1% of the voluntary contributions targeting the region.

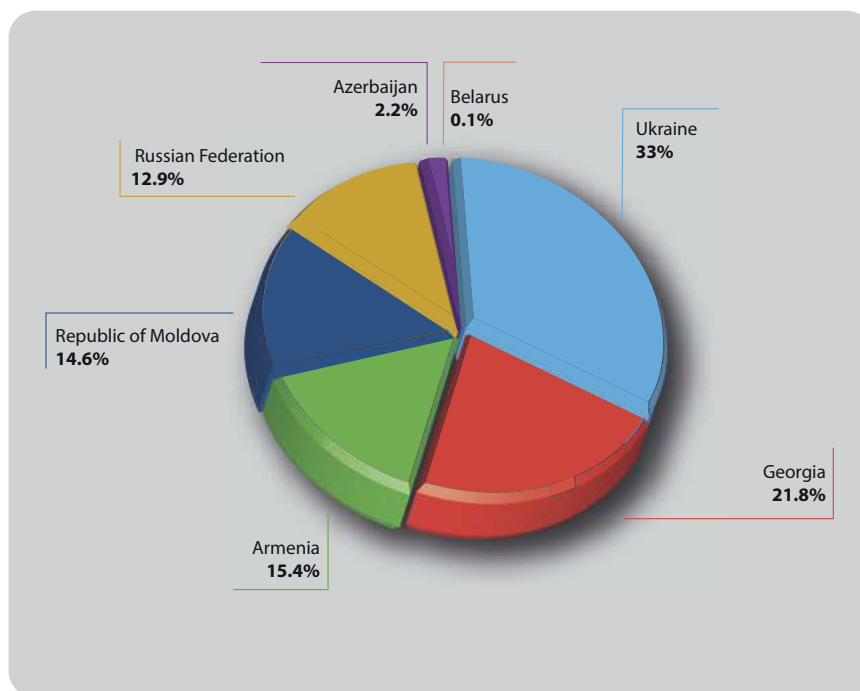
11. Eastern Partnership countries (Armenia, Azerbaijan, Georgia, the Republic of Moldova, Ukraine and Belarus) and the Russian Federation.

12. Albania, Bosnia and Herzegovina, Montenegro, Serbia, Kosovo**, and "the former Yugoslav Republic of Macedonia".

** All reference to Kosovo, whether the territory, institutions or population, in this text shall be understood in full compliance with the United Nations Security Council Resolution 1244 and without prejudice to the status of Kosovo.

13. Bulgaria, Czech Republic, Estonia, Finland, Hungary, Ireland, Italy, Latvia, Liechtenstein, Lithuania, Luxembourg, Netherlands, Poland, Romania, Switzerland and Turkey.

Figure 10 – Distribution of extra-budgetary resources in Eastern Europe



Extra-budgetary resources facilitated the decentralisation reform in Ukraine

- With the help of extra-budgetary resources, the Council of Europe continued to be the main adviser to the Government and to Verkhovna Rada in the design and implementation of the reform of decentralisation. The number of amalgamated communities reached 876 by the end of 2018, including 211 established in 2018. According to a survey conducted by the Kyiv International Institute of Sociology, 80% of respondents expressed that they were aware of the decentralisation reform, 58% consider the reform as necessary, and 45% see improvements in their daily lives as a result of the reform process.

Voluntary contributions promoted human rights in the Republic of Moldova

- Extra-budgetary resources enabled the Council of Europe to support the **Republic of Moldova's** efforts to further align the country's criminal justice system with the Organisation's standards and recommendations. As a key milestone, the Ombudsperson is re-accredited by the Global Alliance of National Human Rights Institutions and received the "A status", confirming its level of compliance with the United Nations Paris principles. The Equality Council is accepted as a member of European Network of Equality Bodies (EQUINET), while adopting a code of ethics based on Council of Europe recommendations.

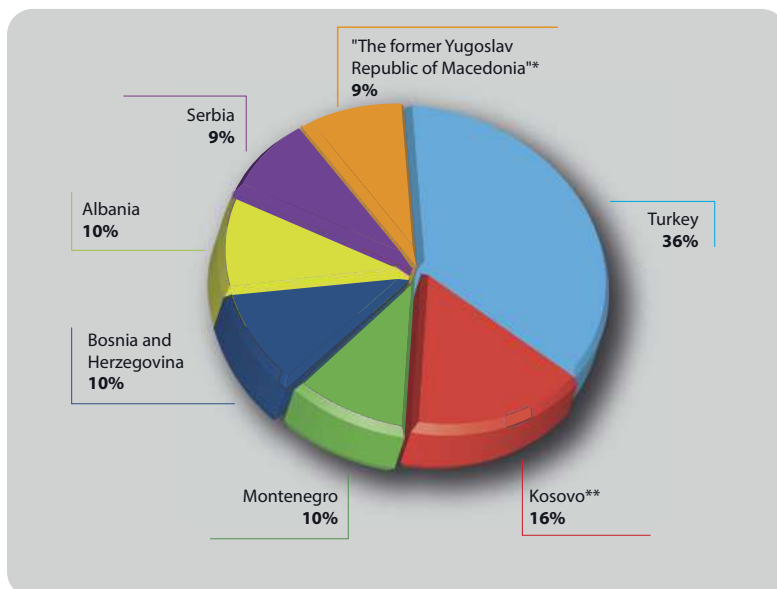
Council of Europe supported the further strengthening of the rule of law in Armenia

- **Armenia** adopted a new Civil Procedural Code and the Law on Mediation in 2018. A project funded by voluntary contributions contributed to the strengthening of arbitration and mediation mechanisms, while paving the ground for possible future support for the monitoring of actual implementation. Meanwhile, the independence of the judiciary is further enhanced by the adoption of the Constitutional Law on the Judicial Code in 2018. The Law was largely in line with the opinion provided by the Venice Commission – the Council of Europe's independent consultative body on constitutional matters.

South-East Europe and Turkey – €16 642 287

Voluntary contributions received for activities in South-East Europe and Turkey reached € 16 642 287 in 2018, increasing by 37% compared to a year ago. The EU further strengthened its position as the single largest donor for the region, increasing its share in total receipts from 82% in 2017 to 92% in 2018. Norway accounted for 7% of the contributions to the region. The remaining 1% were provided by Switzerland and the United Kingdom.

Figure 11 – Distribution of extra-budgetary receipts in South-East Europe and Turkey



Turkey has become the leading beneficiary in the region, increasing its share from 7% in 2017 to 36%. Kosovo** was the second largest beneficiary, receiving 16% of total contributions. These two countries were followed by Bosnia and Herzegovina, Albania and Montenegro (10% each), and Serbia and "the former Yugoslav Republic of Macedonia" (9% each).

Voluntary contributions strengthened the protection of human rights in Kosovo**

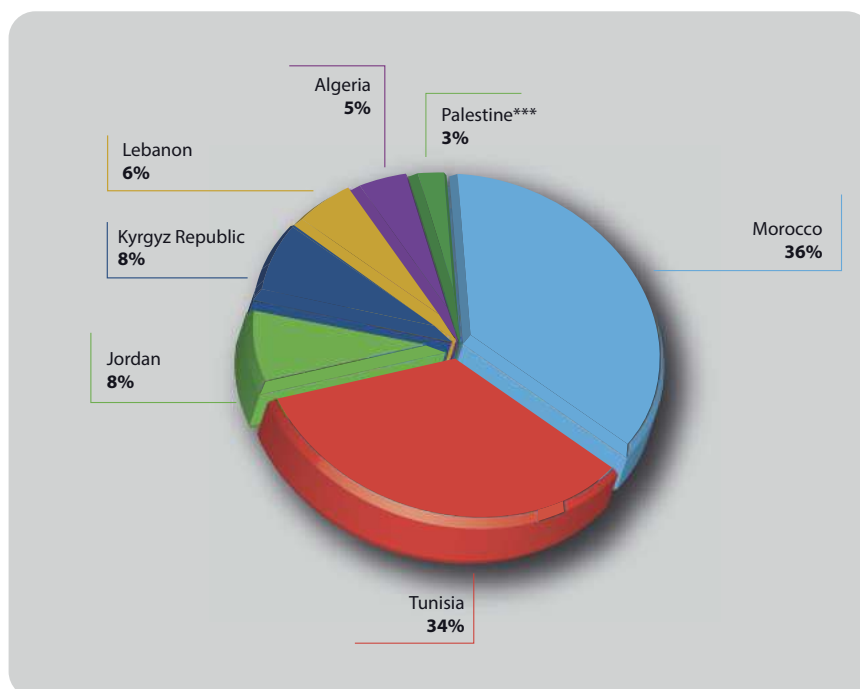
A Council of Europe project enhanced the capacity of the national preventive mechanism (NPM) in Kosovo**. As a result, the NPM's capacity to have unrestricted access to places where persons are deprived of liberty has improved, as evidenced by an increase in the number of visits and expanded coverage. In parallel, the project increased the capacity of the Ombudsperson to better perform its functions. Consequently, recommendations and ex-officio interventions by the Ombudsperson more than doubled in the reference period, where over 200 press releases were published on different issues.

Neighbourhood – €4 226 325

■ Compared to a year ago, voluntary contributions targeting the neighbourhood region decreased by 25%, falling from €5 672 030 to €4 226 325. These contributions supported projects in favour of seven beneficiaries in the Southern Mediterranean and Central Asia¹⁴. The EU provided 76% of total contributions under Joint Programmes targeting these countries. Norway accounted for 22% of total contributions, whereas Turkey and Monaco provided the remaining 2%.

■ Morocco was the leading beneficiary in the region, receiving 36% of funds. Morocco was followed by Tunisia (34%), Jordan (8%), Kyrgyz Republic (8%), Lebanon (6%), Algeria (5%) and Palestine*** (3%).

Figure 12 – Distribution of extra-budgetary receipts in the Neighbourhood



Extra-budgetary resources further strengthened the judicial system in Morocco

A bilateral European Union - Council of Europe project supported the improvement of the independence, efficiency and quality of justice in **Morocco**. The project enabled Morocco to participate in the general evaluation exercise of judicial systems on an equal footing with the Council of Europe European Commission for the efficiency of justice (CEPEJ) members. The project was completed in June 2018 and the exercise resulted in a wide use of CEPEJ tools.

14. Algeria, Jordan, Kyrgyz Republic, Lebanon, Morocco, Palestine*** and Tunisia.

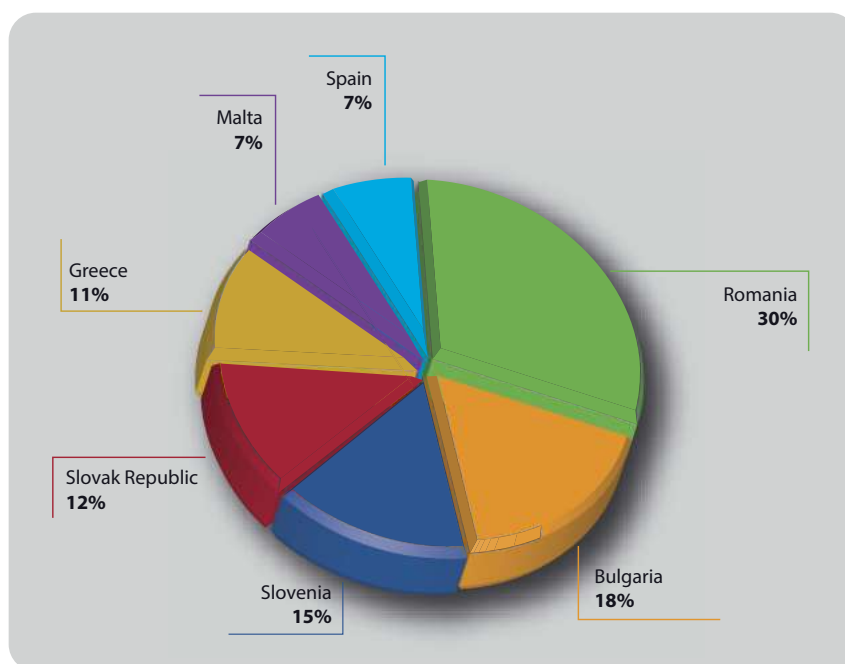
*** This designation shall not be construed as recognition of a State of Palestine and is without prejudice to the individual positions of Council of Europe member States on this issue.

EU member states – €1 176 058

Voluntary contributions received in favour of co-operation activities in EU member states increased from €992 942 in 2017 to €1 176 058. A total of seven EU member states were recipients of country-specific extra-budgetary resources; Romania (30%), Bulgaria (18%), Slovenia (15%), Slovak Republic (12%), Greece (11%), Malta and Spain (7% each).

The European Union was the single largest donor for contributions targeting Bulgaria, Greece, Malta, Romania, Slovenia and Spain. The EU provided 88.1% of total receipts in the region, where the rest of the funding came from the Slovak Republic, whose voluntary contributions funded the activities in the very same country. 54% of contributions supported activities under the human rights pillar with the rest targeting rule of law (35%) and democracy (11%).

Figure 13 – Distribution of extra-budgetary receipts in EU member states



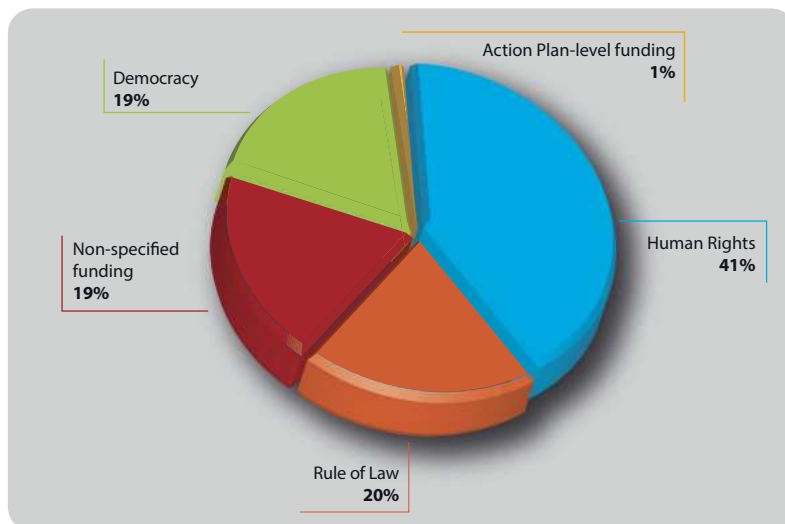
Extra-budgetary resources continued to support Roma inclusion at the local level

The ROMACT Programme is a joint initiative launched by the European Commission and the Council of Europe in 2013. It seeks to assist mayors and municipal authorities to work together with local Roma communities to develop policies and public services that are inclusive of all, including Roma. A total of 131 municipalities participated in ROMACT between 2013 and September 2018. The average investment per municipality amounted to 25 000 euros per year. In 2018, activities were concentrated in **Romania** and **Bulgaria**. Participants benefited from a variety of capacity building activities, such as transnational working visits, expert trainings aiming at enhancing the impact of their work on the social inclusion of marginalized communities, including the Roma. Moreover, ROMACT supported them to access and use available funding, in particular EU funds, to support their inclusion strategies at local level. Infographics on the achievements of ROMACT are available online at: <http://coe-romact.org/snapshot-achievements>.

THEMATIC AND MULTILATERAL CO-OPERATION

Voluntary contributions to thematic and multilateral cooperation activities increased by 8% over the year, reaching €20 503 248 in 2018. Regarding the breakdown of contributions by pillar of the Programme and Budget; human rights received 41%, followed by rule of law (20%) and democracy (19%). The rest of the funding was either non-specified (19%) or at action plan-level (1%).

Figure 14 – Distribution of thematic and multilateral co-operation activities in field of Human Rights, Rule of Law and Democracy



The Council of Europe helped the integration of refugees

The European Qualifications Passport for Refugees (EQPR) is one of the practical solutions that aims at integrating refugees as quickly as possible into their host communities. EQPR assesses refugees' qualifications even when they cannot be fully documented, thereby supporting their further studies, employment and integration. A Council of Europe project in this field contributed to the widening acceptance of EQPR among authorities and higher education institutions. In 2018, 145 EQPRs have been issued following 175 assessments conducted during four onsite evaluation sessions targeting refugees in Greece and Italy. Thanks to the involvement of the Universities in the assessment process, 21 refugees, so far, have been able to access academic studies in the Universities of Cagliari and Sassari.

Project partners include the Ministries of Education of Greece, Italy and Norway as host countries and/or financial supporters as well as National Recognition Centres from Armenia, Canada, France, Germany, Greece, Italy, the Netherlands, Norway and the United Kingdom. The Government of Flanders contributes financially, while the UNHCR is a privileged partner.

The Human Rights Trust Fund (HRTF)

The Council of Europe's HRTF supports co-operation with member states to ensure the national application of the European Convention on Human Rights. The Fund, which brings together Norway, Germany, the Netherlands, Finland, Switzerland, the United Kingdom and Luxembourg¹⁵, provides funding to several Council of Europe bodies and their co-operation activities.

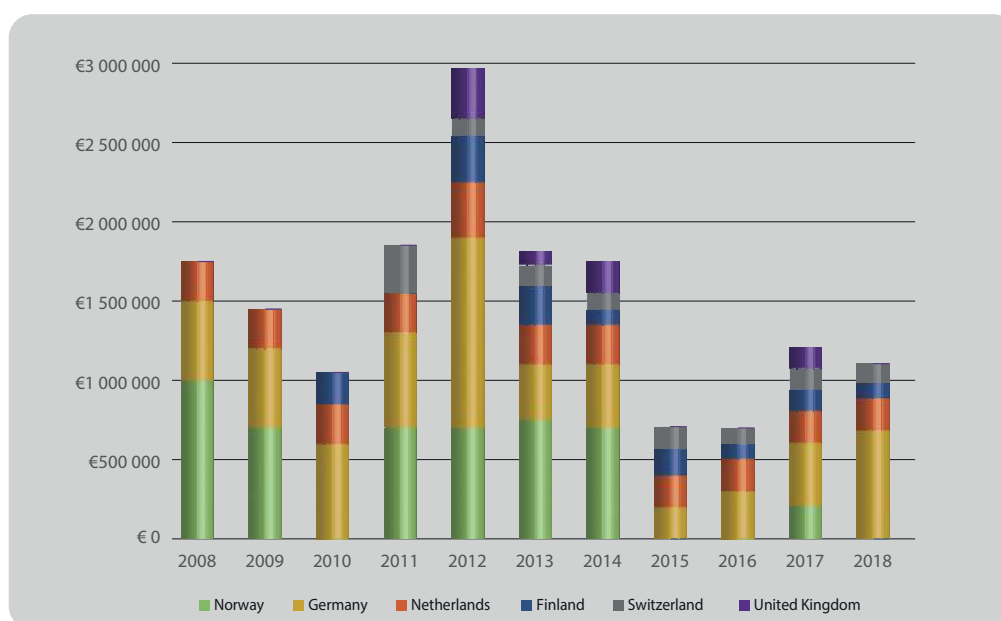
From 2008 to 2018, the HRTF collected a total of €16 367 540. In 2018, the total amount of the contributions to the HRTF was €1 105 000, slightly down from €1 212 426 in 2017.

15. Luxembourg joined the HRTF in December 2018. Luxembourg's first contribution was received in January 2019 and thus not included in this brochure.

HRTF further strengthened legal professionals' competencies in the Western Balkans

A Council of Europe project funded by the HRTF continued to respond to the legal training needs of legal professionals in the Western Balkans. The Human Rights Education for Legal Professionals in the Western Balkans (HELP WB) further strengthened the existing HELP Network of national training institutions for judges, prosecutors and lawyers, while improving the harmonised implementation of European standards on human rights at the national and regional level. A total of 454 legal professionals (63% women) benefited from HELP courses implemented in the framework of CoE projects in the region. 7 HELP courses were completed in 2018, with 83% of participants being certified. In the long term, HELP courses are intended to become an integral part of the education curricula of the national training institutions for judges and prosecutors and bar associations of member states.

Figure 15 – Contributions by member states to the HRTF¹⁶ in the period 2008-2018



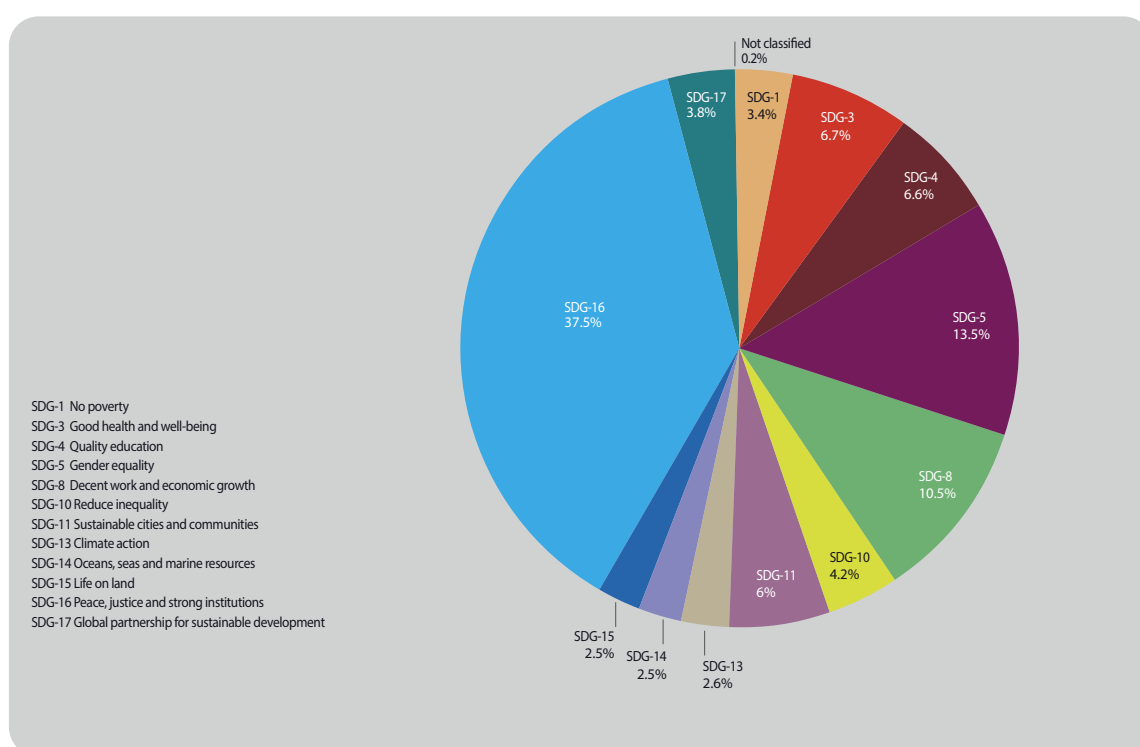
16. Listed in order of the year of membership.

CONTRIBUTION TO SUSTAINABLE DEVELOPMENT GOALS

UN 2030 Agenda for Sustainable Development has been highly relevant for the Council of Europe with its global and overarching political approach. The Council of Europe contributed to the process leading to the adoption of UN 2030 Agenda from the outset. Starting with 2018-2019, the Council of Europe's programme and budget started to indicate, where relevant, the link between the Organisation's sector and programmes and the specific Sustainable Development Goals (SDGs).

Available data suggests that 99.8% of extra-budgetary resources contributed to the achievement of one or more of the sustainable development goals. As was the case last year, extra-budgetary contributions primarily supported SDG-16 "Peace, justice and strong institutions" (37.5% of total extra-budgetary resources). Extra-budgetary resources also contributed to the achievement of SDG-5 "Gender equality" (13.5%), SDG-8 "Decent work and economic growth" (10.5%), SDG-3 "Good health and well-being" (6.7%), SDG-4 "Quality education" (6.6%) and SDG-11 "Sustainable cities and communities" (6%).

Figure 16 – Council of Europe's support to UN 2030 Agenda for sustainable development via voluntary contributions (% share in total, 2018)¹⁷



17. Action Plan-level and non-specified contributions are distributed proportionally among programme lines and the sustainable development goals they support.

Strategic programming and donor relations

STRATEGIC PARTNERSHIPS

■ The Council of Europe promotes longer-term framework co-operation agreements and multi-annual contracts with key partners and donors to facilitate strategic and effective partnerships and ensure predictable and flexible funding.

Strategic partnerships with member states

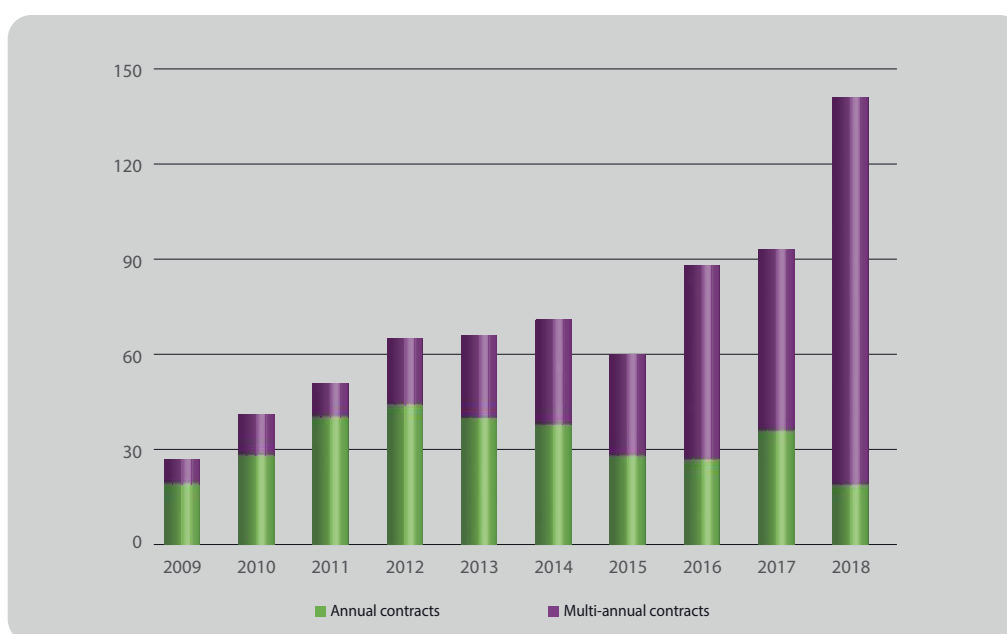
A framework co-operation agreement with the Swedish International Development Cooperation Agency (SIDA) provided for a financial contribution of SEK 80.1 million (approximately €8.1 million) for the period 2015-18 in support of country-specific action plans and co-operation documents in Eastern Europe. Negotiations for a new agreement covering the years 2019-21 are at an advanced stage.

Within a framework co-operation agreement, Norway approved approximately €10 million in unear-marked funding in 2018 in support of country-specific action plans and co-operation documents for Armenia, Georgia, Bosnia and Herzegovina, Ukraine and in Neighbourhood countries (Tunisia and Morocco). These fresh pledges in 2018 include disbursements in subsequent years. A total of approximately €41.8 million in voluntary contributions has been channelled through this agreement since 2011.

In a similar way, Belgium provided a voluntary contribution of €2 million to support the implementation of Council of Europe activities in the field of consolidating and strengthening the rule of law, with allocations to individual projects to be agreed subsequently.

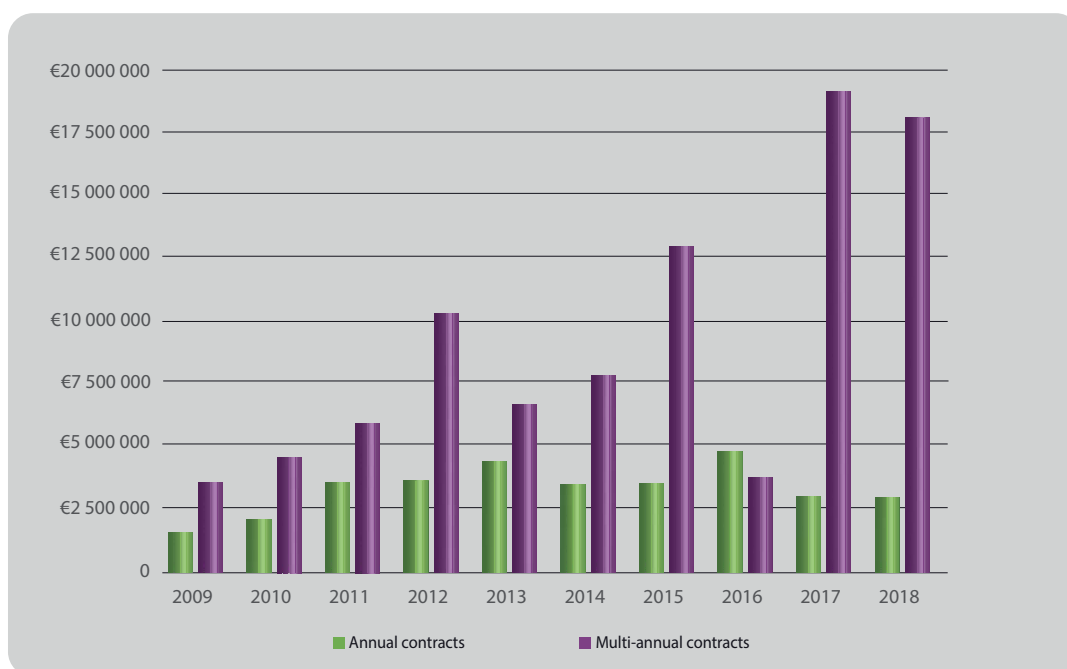
For strategic partnerships with the EU, please see page 10.

Figure 17 – Number of annual and multi-annual contracts in 2009-2018



■ The number of contracts signed by the Council of Europe per year increased significantly in the last decade, with a particularly visible hike observed in 2018 as shown in the figure above. While only 19 annual contracts were signed both in 2009 and in 2018, the number of multi-annual contracts per year increased from 8 to 122 during the same period.

Figure 18 - Volume of annual and multi-annual contracts in 2009-2018



■ The volume of contracts signed by the Council of Europe increased by more than four-fold in the last decade, up from €5 210 781 in 2009 to €21 117 454 on 2018. The increase was particularly high in multi-annual contracts, whose volume amounted to €18 103 226.

■ The Council of Europe continued to support specific mechanisms such as trust funds to enable donors to channel longer-term funding to the Organisation. The Council of Europe's Human Rights Trust Fund (HRTF) is an example of donors pooling resources to strengthen the impact of work on agreed objectives. Luxembourg has become the seventh member of the HRTF in December 2018.

RESULT-BASED RESOURCE MANAGEMENT

■ The Organisation increasingly seeks to deliver on agreed priorities rather than individual projects and activities. Country Action Plans and co-operation documents have become the main instruments for describing strategic priorities of co-operation and the resources needed to achieve them. They are a valuable tool for pooling voluntary contributions that are not earmarked or only broadly earmarked.

EFFICIENT, STREAMLINED MANAGEMENT AND REPORTING OF EXTRA-BUDGETARY RESOURCES

■ Since the beginning of 2016, the Council of Europe has implemented a new project management methodology that covers planning, implementation and reporting. It aims to ensure better accountability at all stages of project implementation and to increase positive results through an amplified focus on target groups and the introduction of more quality checks in line with real needs. With a significant volume of extra-budgetary contributions now earmarked at sector or country level rather than project level, annual action plan level reports are prepared for donors.

MONITORING AND CONTROL SYSTEMS

■ Oversight, evaluation, audit and lessons learned form an important part of the Council of Europe co-operation programme cycle. Independent oversight is carried out through internal audit, evaluation and investigation to support the Secretary General, senior managers and all Council of Europe staff in fulfilling their responsibilities for the effective management of the Organisation's resources.

■ In line with its Evaluation Policy, the Council of Europe measures the impact of its actions and improves the quality of on-going and future activities.

■ The Organisation's accounts and financial management are subject to independent, external auditing by the Supreme Audit Office (NIK) in Poland, for the period 2014-18. The Organisation has received unqualified audit opinions on its International Public Sector Accounting Standards (IPSAS)-compliant financial statements since 2007.

■ To ensure proper use of funds and resources, and protect its reputation and interests, the Council of Europe has established a comprehensive policy framework for dealing with fraud and corruption. A Council of Europe-wide risk management policy is applied as an integral part of day-to-day management to create and seize opportunities in an organised way and to ensure that objectives are met efficiently and effectively.

■ In 2016, the European Commission informed the Council of Europe that an external pillar assessment concerning the Organisation's internal control system, accounting system, independent external audit, and grants and procurement was concluded positively. Confirming that the Council of Europe has robust procedures in place, the assessment allows the European Union to entrust budget implementation tasks to the Organisation.

THE COUNCIL OF EUROPE AND OFFICIAL DEVELOPMENT ASSISTANCE

■ Since July 2014, the Council of Europe has been included on the OECD Development Assistance Committee list of international organisations eligible for Official Development Assistance (ODA), with a co-efficient of 40% applicable to member states' contributions to the Ordinary Budget. Voluntary contributions for country-specific action plans or projects, in countries or territories that are ODA-eligible, continue to be up to 100% reportable as bilateral ODA.

Conclusion

Extra-budgetary contributions are the main source of funding for the Council of Europe's co-operation activities. The Council of Europe's co-operation work aims to support member states and non-member states in implementing the Organisation's standards through targeted programmes and in close coordination with main international partners.

■ In 2018, extra-budgetary contributions' relative size to the Organisation's ordinary budget increased, while a record high number of member states (44 out of the 47) provided voluntary contributions. Thus, extra-budgetary contributions have become an even more essential resource for the Organisation.

■ Ensuring the long-term availability of resources on a predictable basis enables the effective and efficient planning and implementation of co-operation programmes by the Organisation. Thus, framework co-operation agreements and multiannual contracts with key partners and donors will continue to be actively promoted.

■ The Council of Europe's country-specific Action Plans and co-operation documents set strategic priorities of co-operation with beneficiary countries and the resources required to achieve them. These documents will continue to facilitate pooling of extra-budgetary resources. Unearmarked funding provides the necessary flexibility to react to new developments, or to pursue thematic or country-specific work. Therefore, the Organisation will continue to encourage unearmarked thematic or country-specific financing, in preference to the funding of individual projects.

■ Cooperation projects are implemented by the Council of Europe's Major Administrative Entities (MAEs) responsible for the relevant area, which have expert knowledge and access to unique experts. Field offices also play a key role in coordination and implementation, in accordance with the decentralisation policy applying to co-operation.

■ The Office of the Directorate General of Programmes (ODGP) coordinates these activities, and develops and oversees the implementation of country specific Action Plans and framework co-operation documents. It has Organisation-wide responsibility for donor relations and mobilising extra-budgetary resources, including the overall coordination and development of long-term donor partnerships.

For more information on how to contribute to the Council of Europe,
please contact the Secretariat at the following address:

**Resource Mobilisation and Donor Relations Division
Office of the Directorate General of Programmes
RMDR@coe.int – www.coe.int/programmes**

- ▶ Mr Matthew Barr, Head of Division
Tel. +33 (0)3 88 41 21 65
Matthew.Barr@coe.int
- ▶ Mr Alberto Maynar-Aguilar, Western Balkans, Turkey,
North Africa
Tel. + 33 (0)3 88 41 39 74
Alberto.Maynar-Aguilar@coe.int
- ▶ Mr Krzysztof Zyman, EU member states
Tel. +33 (0)3 88 41 26 90
Krzysztof.Zyman@coe.int
- ▶ Mr Güray Vural, Eastern Partnership countries,
Russian Federation, Central Asia
Tel. + 33 (0)3 88 41 21 72
Guray.Vural@coe.int
- ▶ Ms Jennifer Trudeau, Contractual arrangements
Tel. +33 (0)3 88 41 21 56
Jennifer.Trudeau@coe.int
- ▶ Ms Ewa Berkowicz-Goire, Donor mapping
Tel. +33 (0)3 90 21 59 17
Ewa.Berkowicz@coe.int
- ▶ Ms Frédérique Privat de Fortunié,
Administrative support
Tel. +33 (0)3 88 41 28 35
Frederique.Privat-de-fortunie@coe.int
- ▶ Ms Jeannine O’Kane, Administrative support
Tel. +33 (0)3 88 41 33 90
Jeannine.OKane@coe.int
- ▶ HRTF website:
www.coe.int/humanrightstrustfund

APPENDIX 1

Donor profiles 2018



Albania

Voluntary contribution:

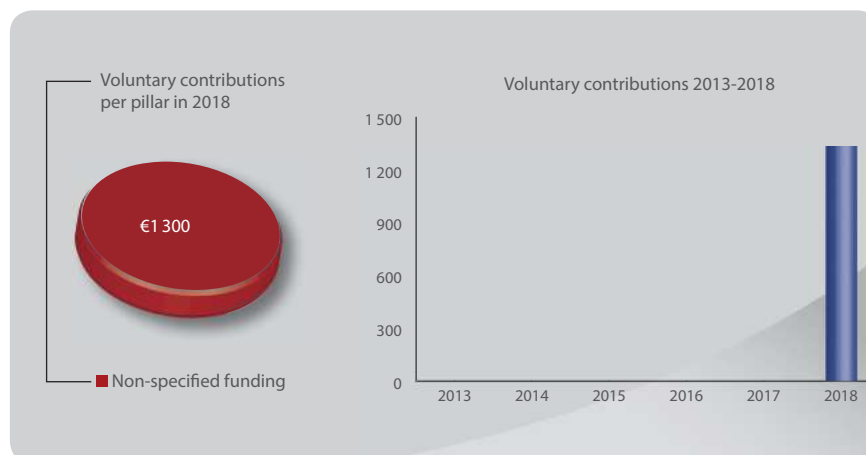
€1 333

Member state ranking:

42/47

Ranking per capita:

40/47



Andorra

Voluntary contribution:

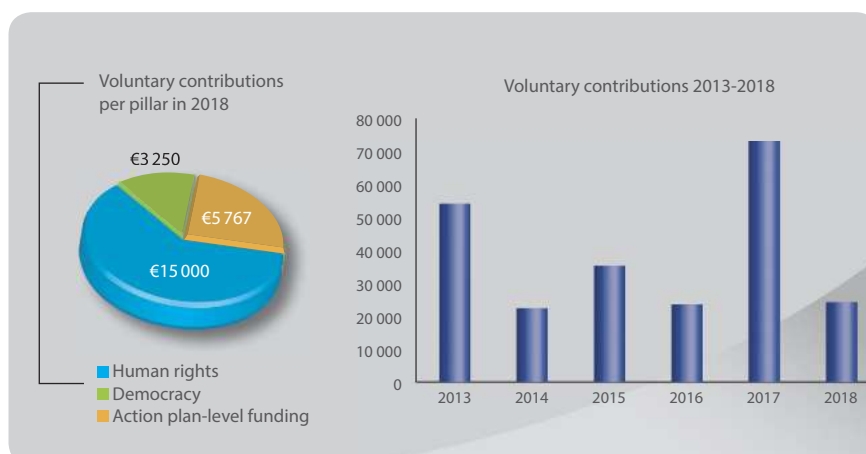
€24 017

Member state ranking:

30/47

Ranking per capita:

8/47



Armenia

Voluntary contribution:

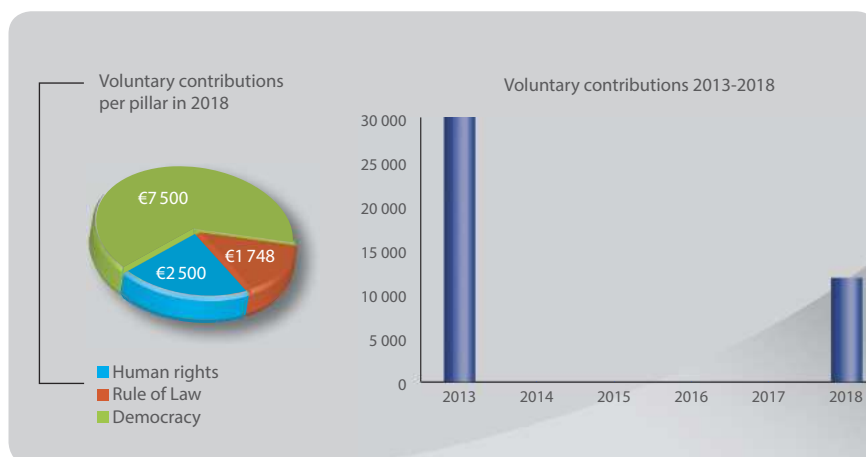
€11 748

Member state ranking:

36/47

Ranking per capita:

32/47





Austria

Voluntary contribution:

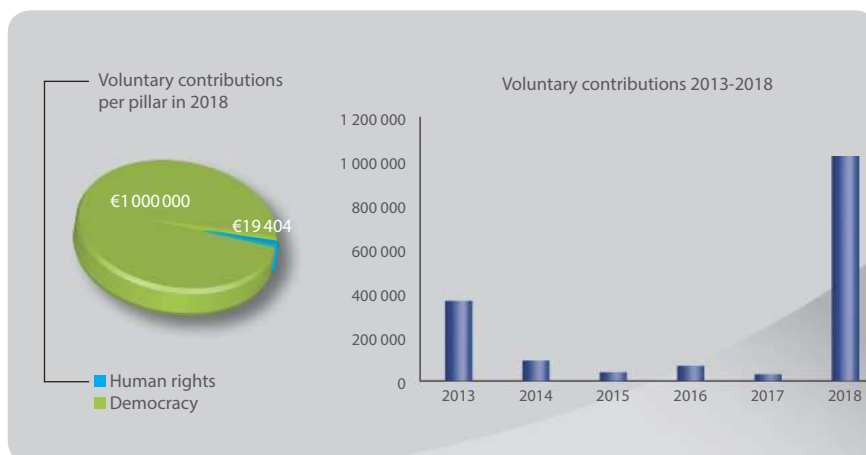
€1 019 404

Member state ranking:

7/47

Ranking per capita:

11/47



Azerbaijan

Voluntary contribution:

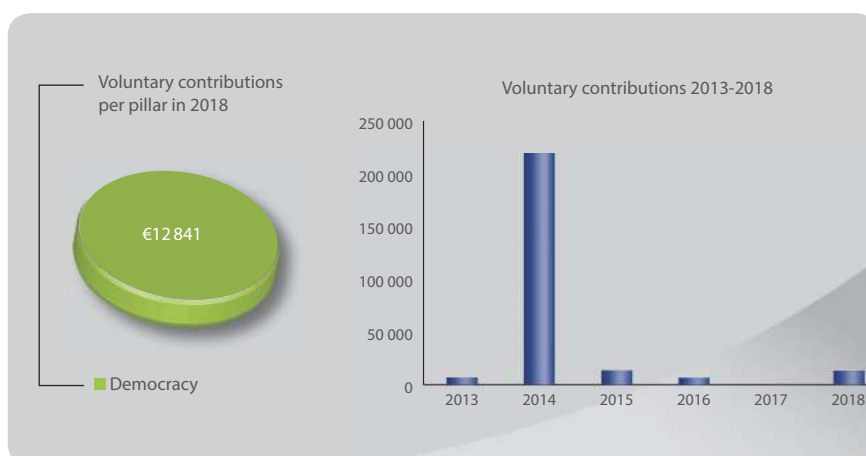
€12 841

Member state ranking:

35/47

Ranking per capita:

38/47



Belgium

Voluntary contribution:

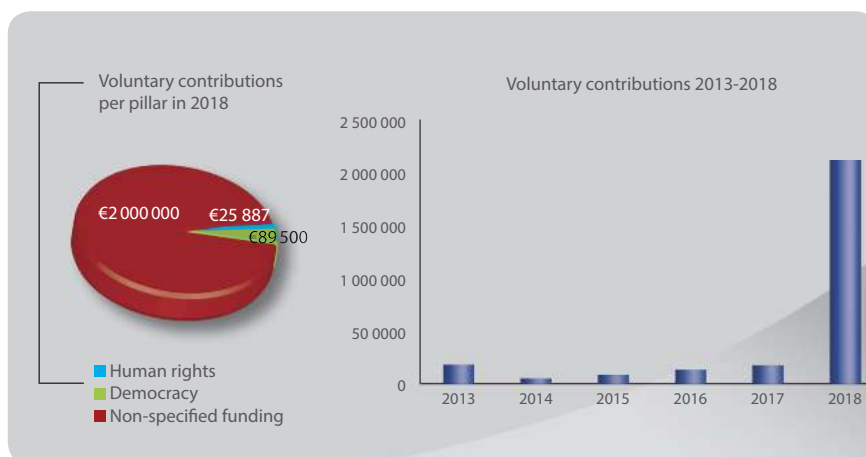
€2 115 387

Member state ranking:

4/47

Ranking per capita:

9/47





Bosnia and Herzegovina

Voluntary contribution:

None

Member state ranking:

Did not contribute

Ranking per capita:

Did not contribute



Bulgaria

Voluntary contribution:

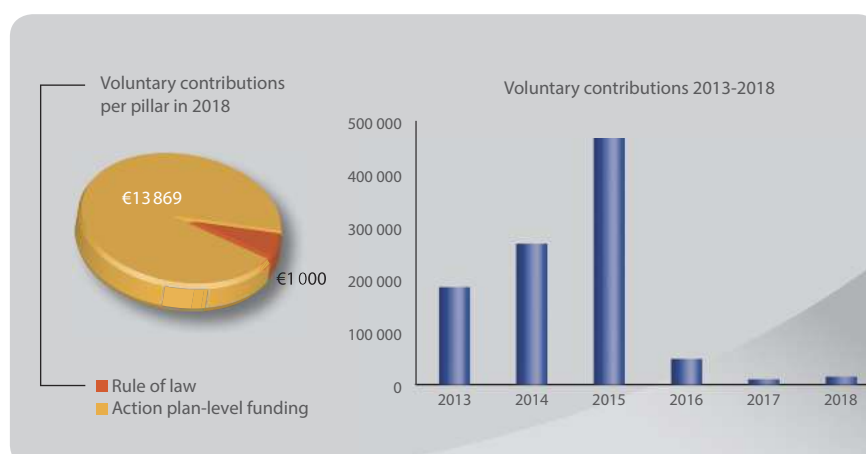
€14 869

Member state ranking:

33/47

Ranking per capita:

34/47



Croatia

Voluntary contribution:

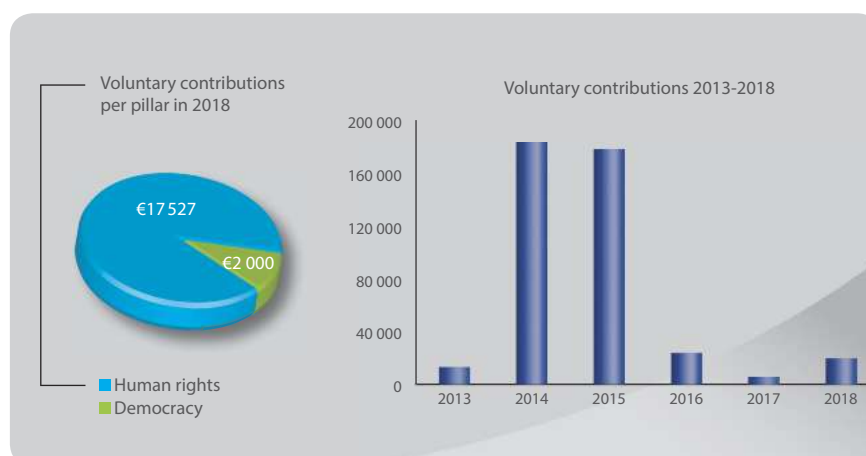
€19 527

Member state ranking:

31/47

Ranking per capita:

30/47





Cyprus

Voluntary contribution:

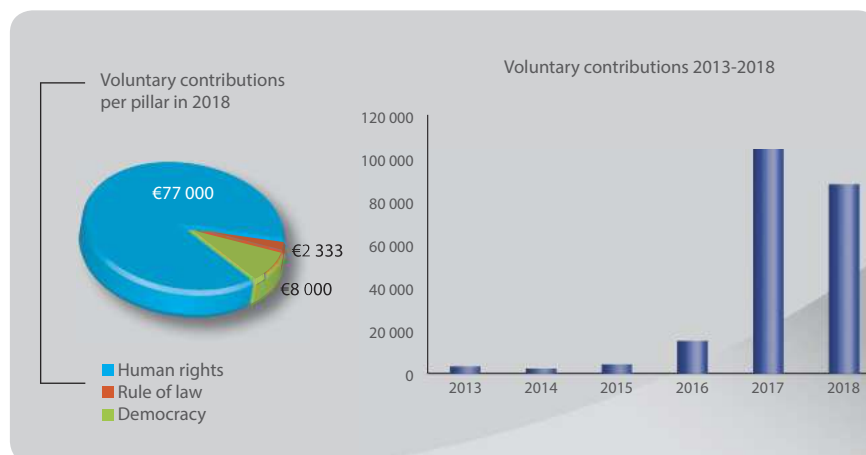
€87 333

Member state ranking:

22/47

Ranking per capita:

13/47



Czech Republic

Voluntary contribution:

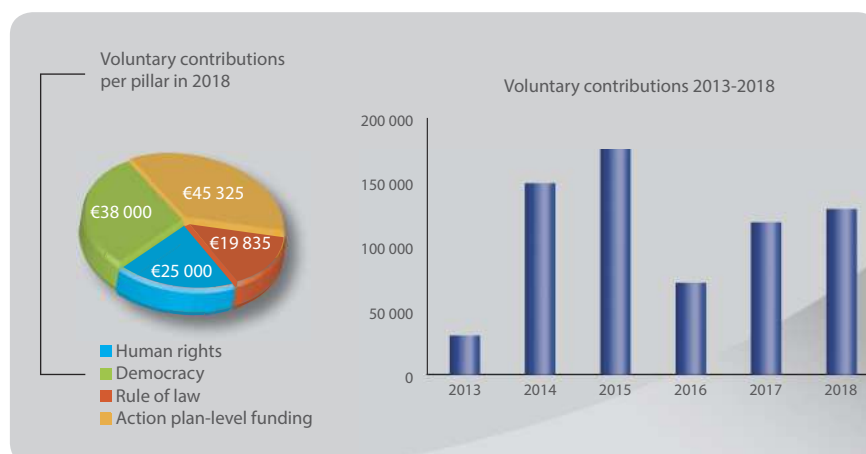
€128 160

Member state ranking:

21/47

Ranking per capita:

23/47



Denmark

Voluntary contribution:

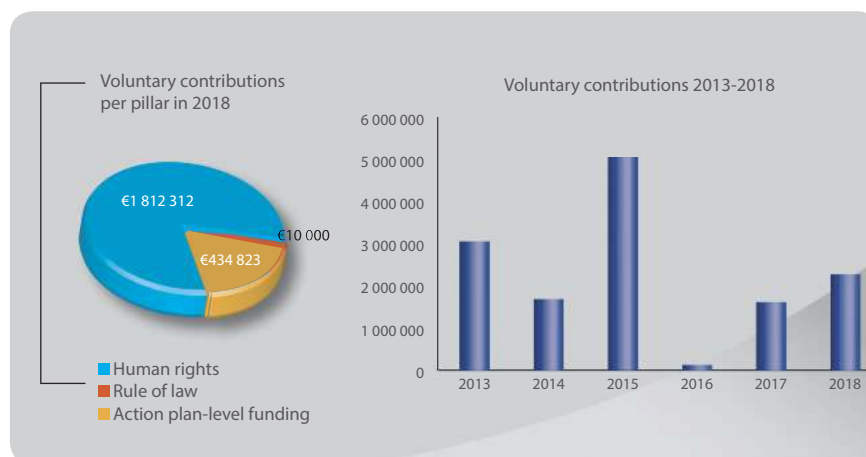
€2 257 135

Member state ranking:

3/47

Ranking per capita:

6/47





Estonia

Voluntary contribution:

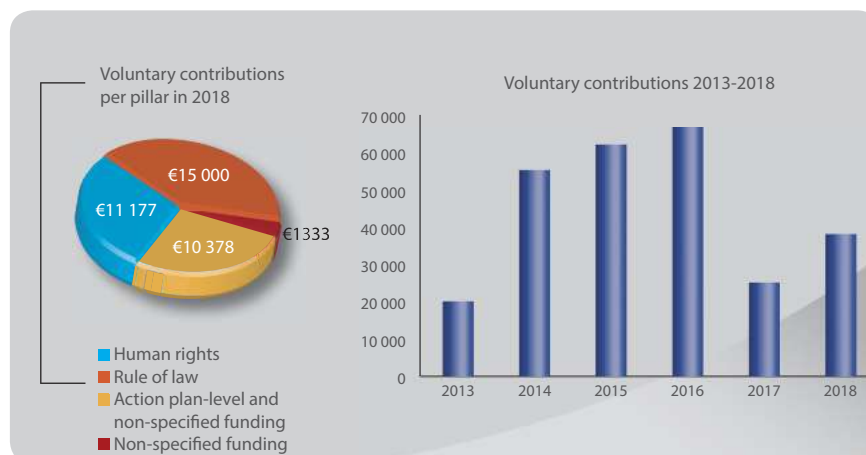
€37 888

Member state ranking:

27/47

Ranking per capita:

17/47



Finland

Voluntary contribution:

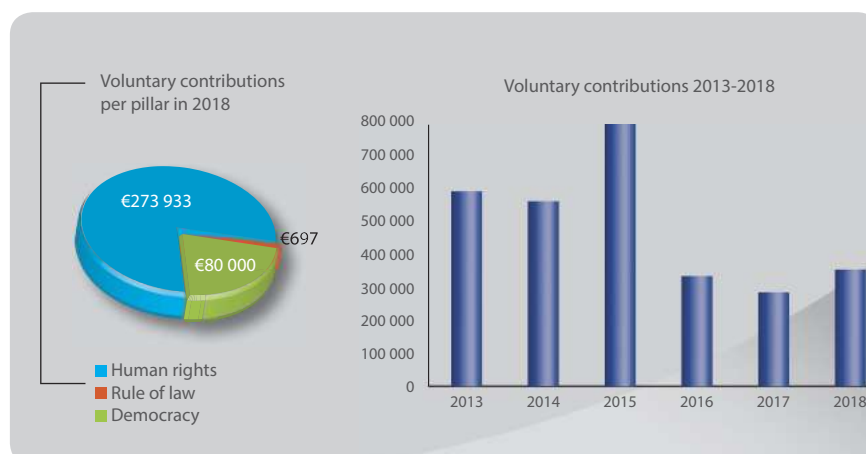
€354 630

Member state ranking:

12/47

Ranking per capita:

14/47



France

Voluntary contribution:

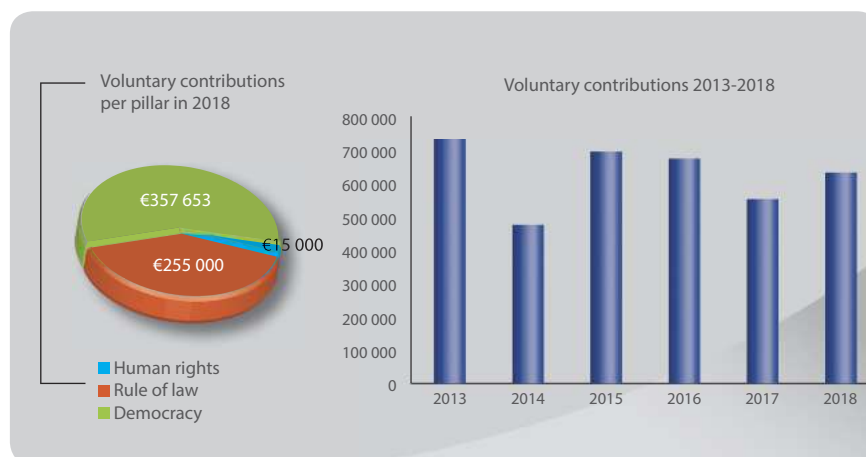
€627 653

Member state ranking:

9/47

Ranking per capita:

26/47





Georgia

Voluntary contribution:

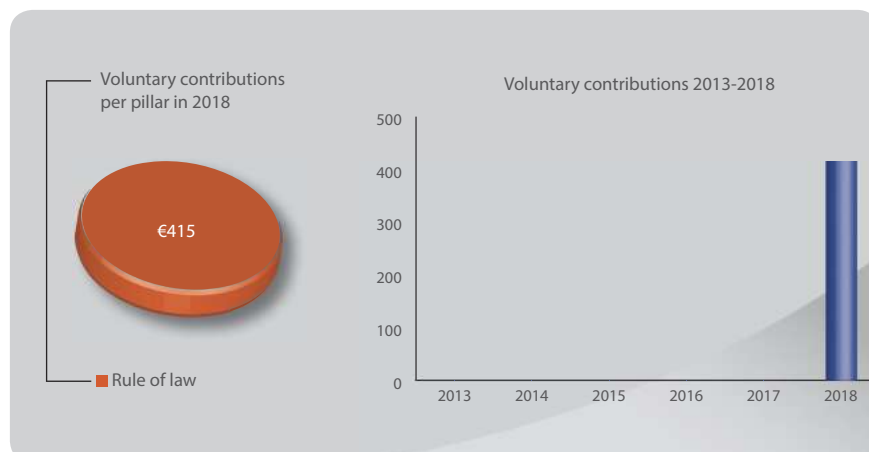
€415

Member state ranking:

44/47

Ranking per capita:

44/47



Germany

Voluntary contribution:

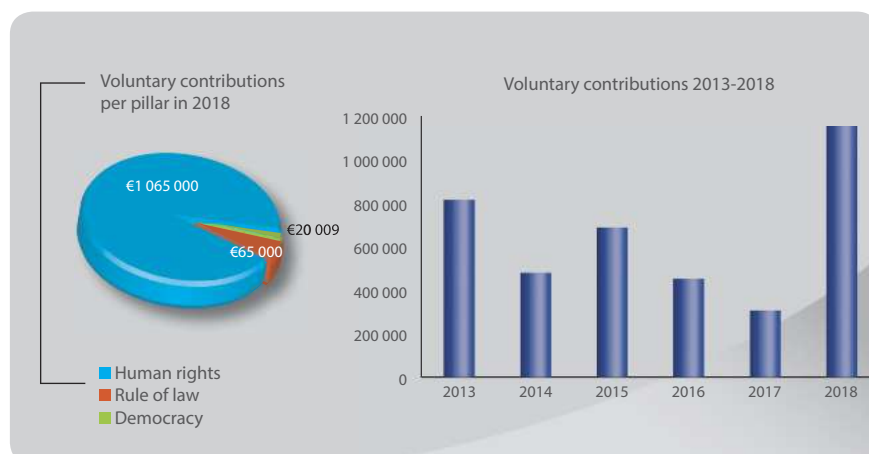
€1 150 009

Member state ranking:

6/47

Ranking per capita:

22/47



Greece

Voluntary contribution:

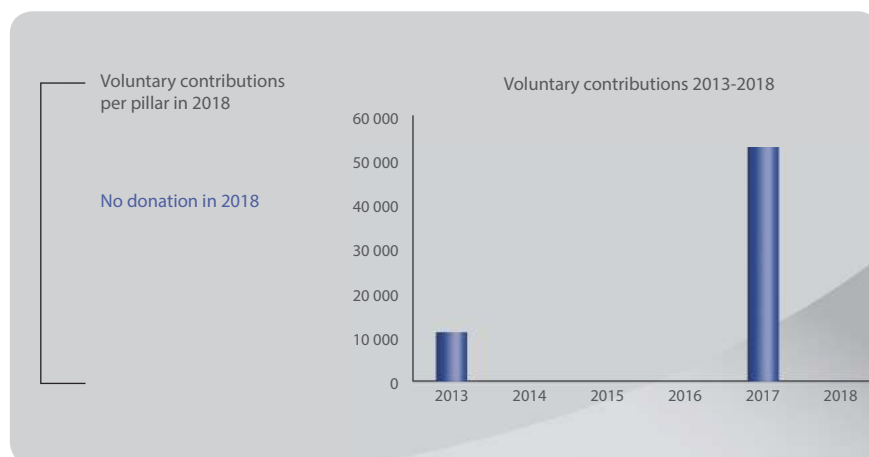
None

Member state ranking:

Did not contribute

Ranking per capita:

Did not contribute





Hungary

Voluntary contribution:

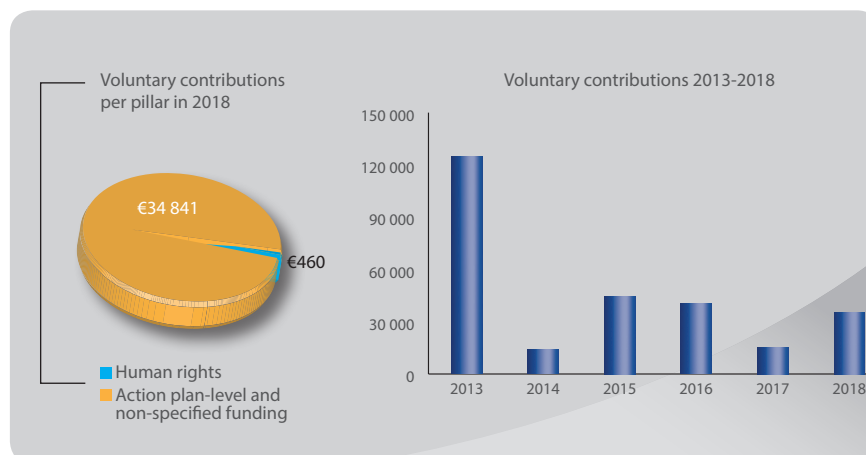
€35 301

Member state ranking:

28/47

Ranking per capita:

33/47



Iceland

Voluntary contribution:

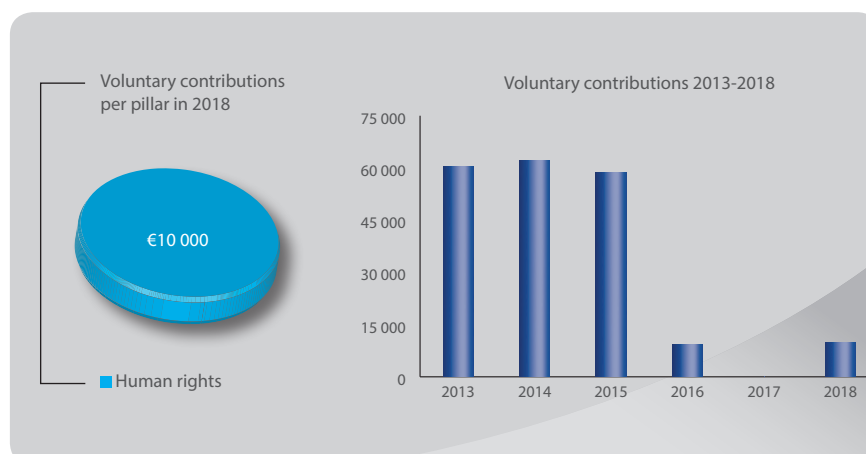
€10 000

Member state ranking:

38/47

Ranking per capita:

16/47



Ireland

Voluntary contribution:

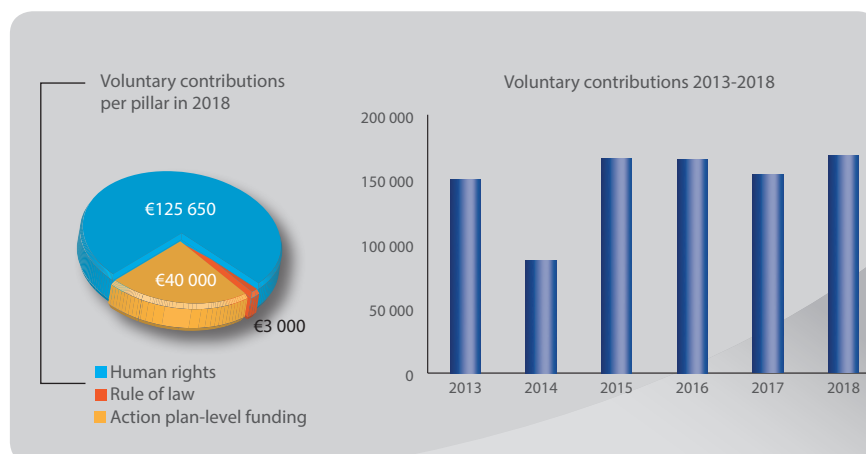
€168 650

Member state ranking:

16/47

Ranking per capita:

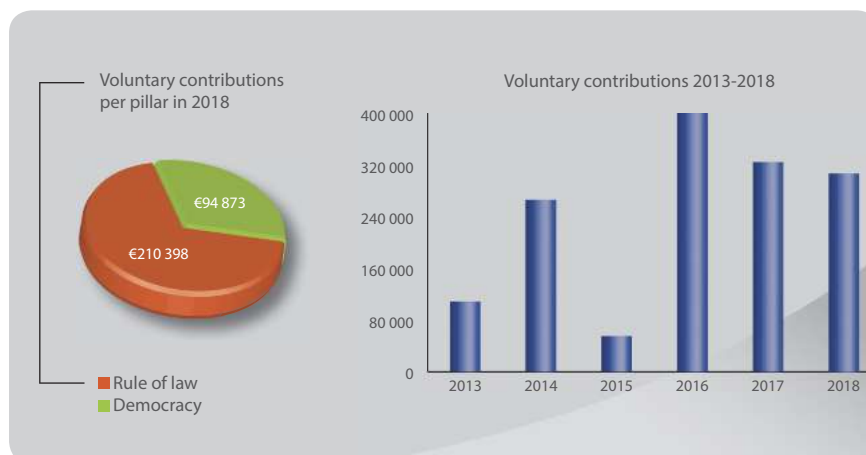
15/47





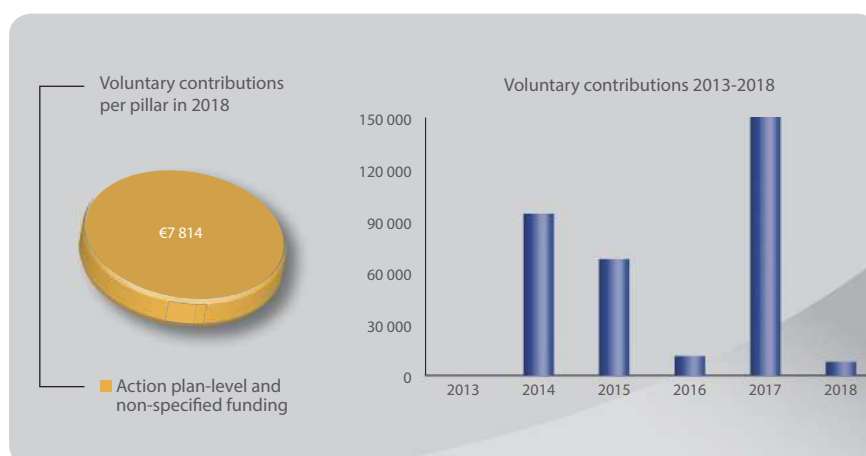
Italy

Voluntary contribution:
€305 271
Member state ranking:
14/47
Ranking per capita:
29/47



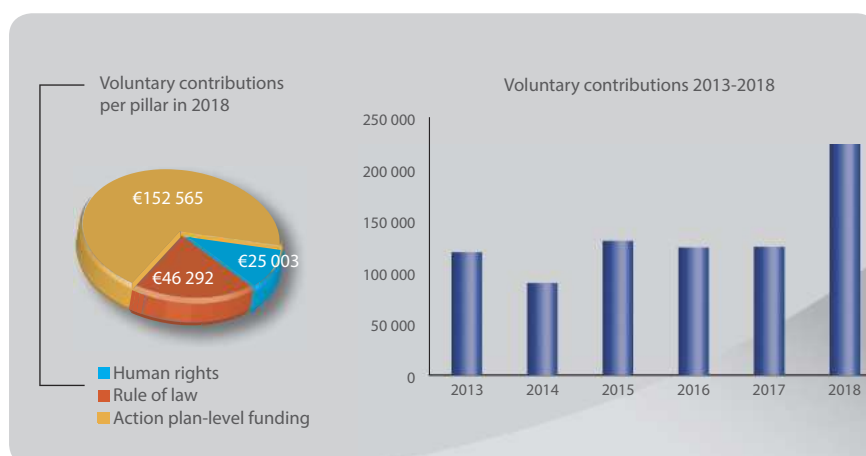
Latvia

Voluntary contribution:
€7 814
Member state ranking:
39/47
Ranking per capita:
31/47



Liechtenstein

Voluntary contribution:
€223 860
Member state ranking:
15/47
Ranking per capita:
1/47





Lithuania

Voluntary contribution:

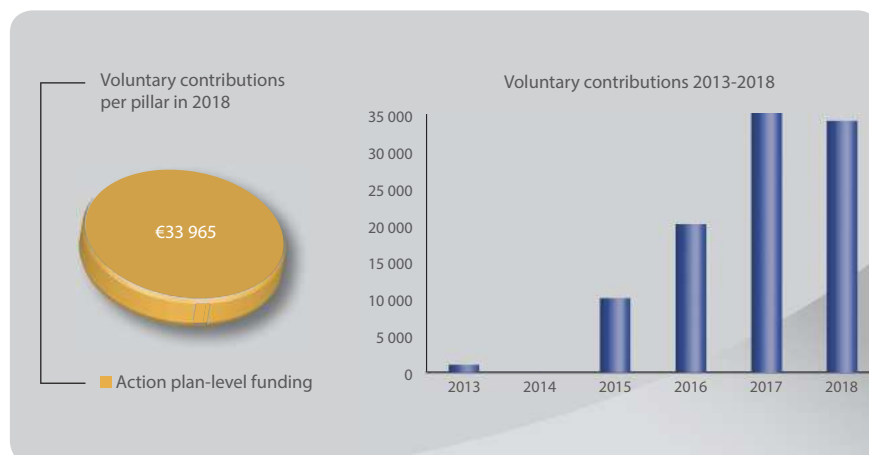
€33 965

Member state ranking:

29/47

Ranking per capita:

24/47



Luxembourg

Voluntary contribution:

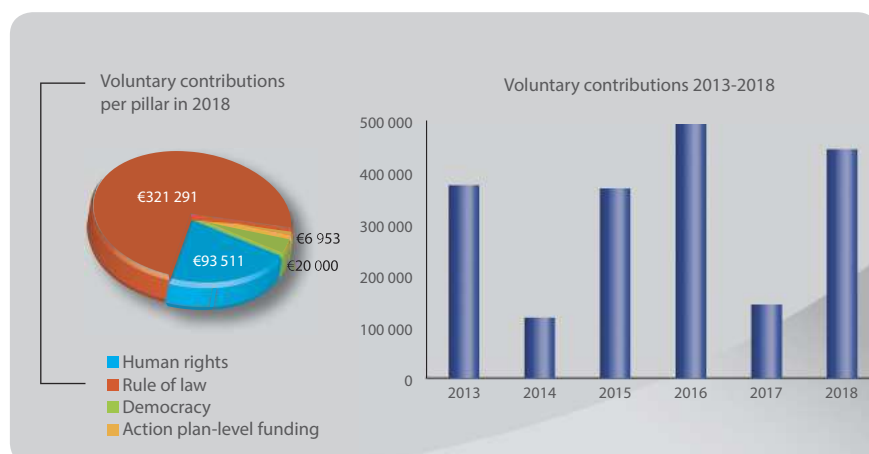
€441 755

Member state ranking:

10/47

Ranking per capita:

5/47



Malta

Voluntary contribution:

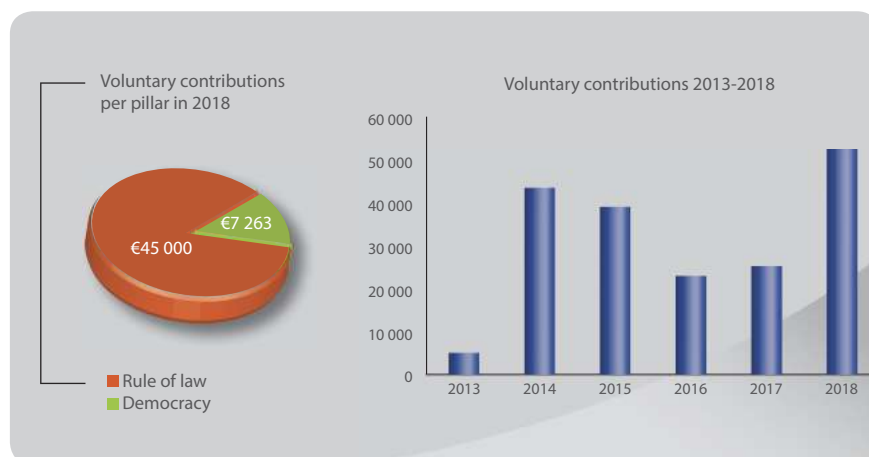
€52 263

Member state ranking:

24/47

Ranking per capita:

10/47





Republic of Moldova

Voluntary contribution:

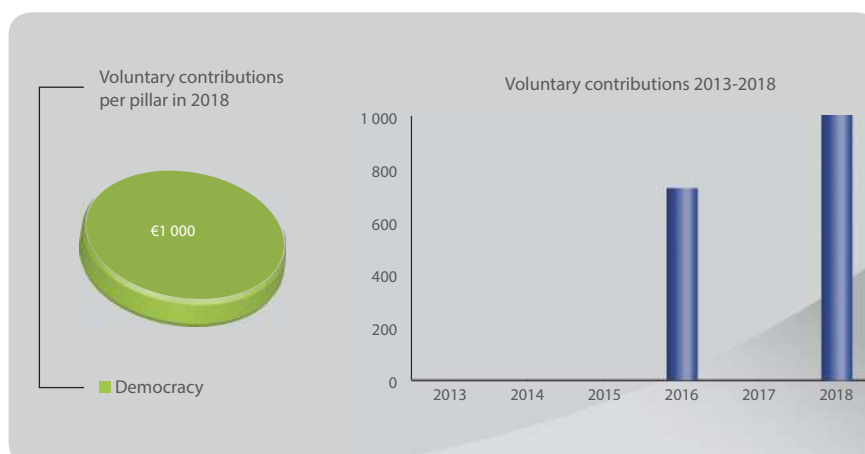
€1 000

Member state ranking:

43/47

Ranking per capita:

42/47



Monaco

Voluntary contribution:

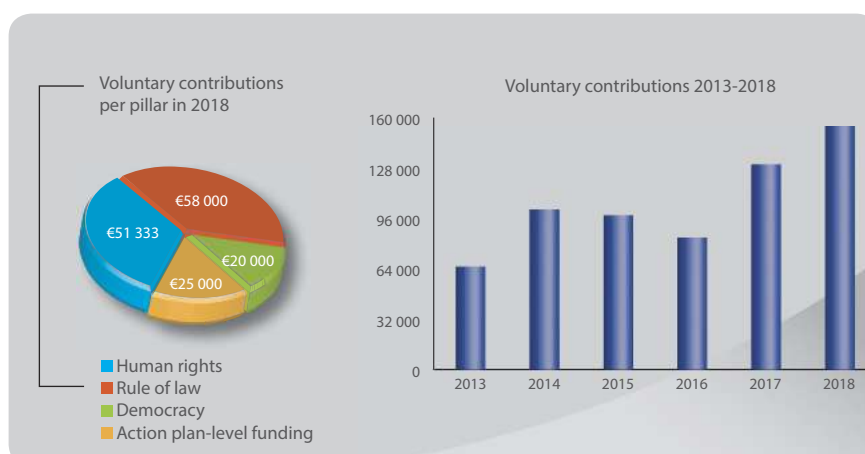
€154 333

Member state ranking:

17/47

Ranking per capita:

2/47



Montenegro

Voluntary contribution:

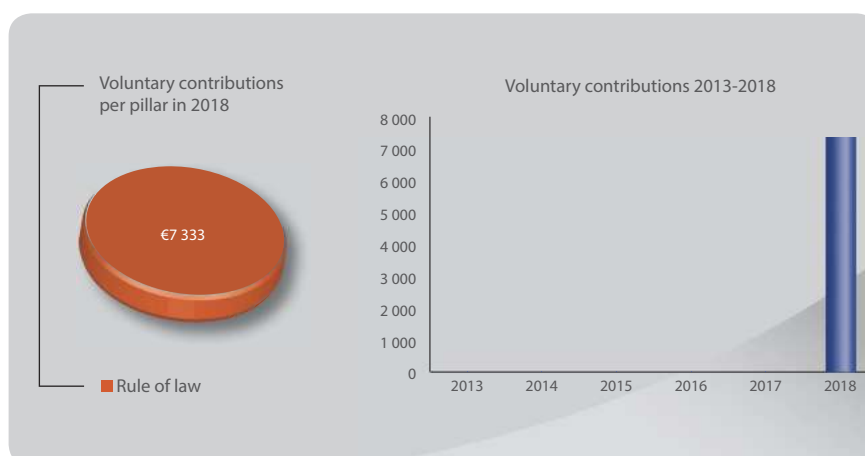
€7 333

Member state ranking:

40/47

Ranking per capita:

25/47



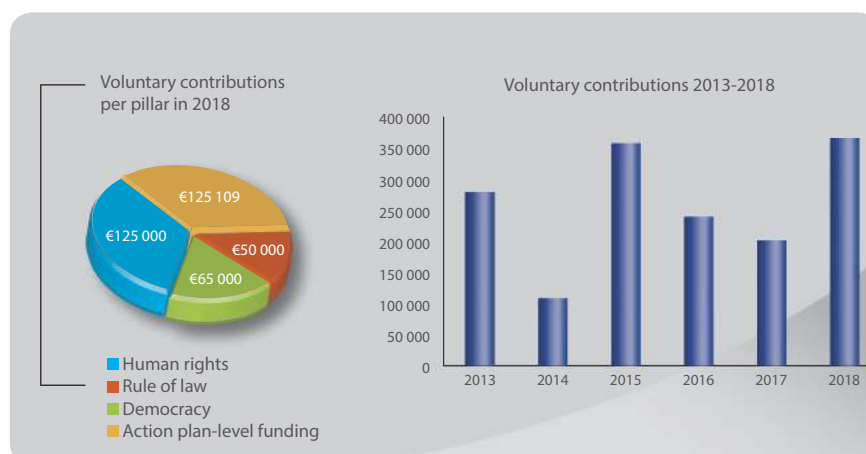


Netherlands

Voluntary contribution:
€365 109

Member state ranking:
11/47

Ranking per capita:
20/47

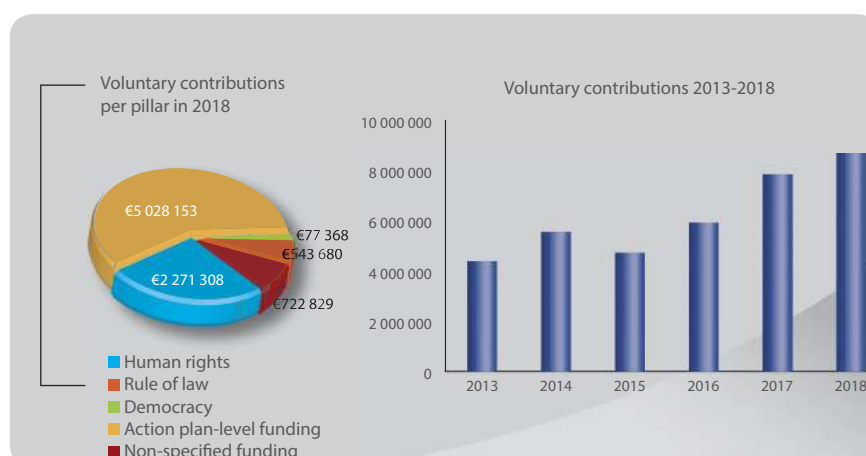


Norway

Voluntary contribution:
€8 643 338

Member state ranking:
1/47

Ranking per capita:
3/47

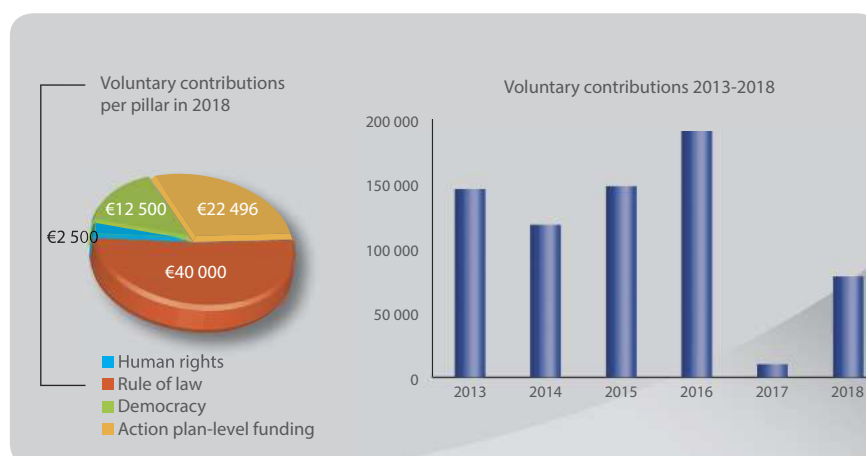


Poland

Voluntary contribution:
€77 496

Member state ranking:
23/47

Ranking per capita:
35/47





Portugal

Voluntary contribution:

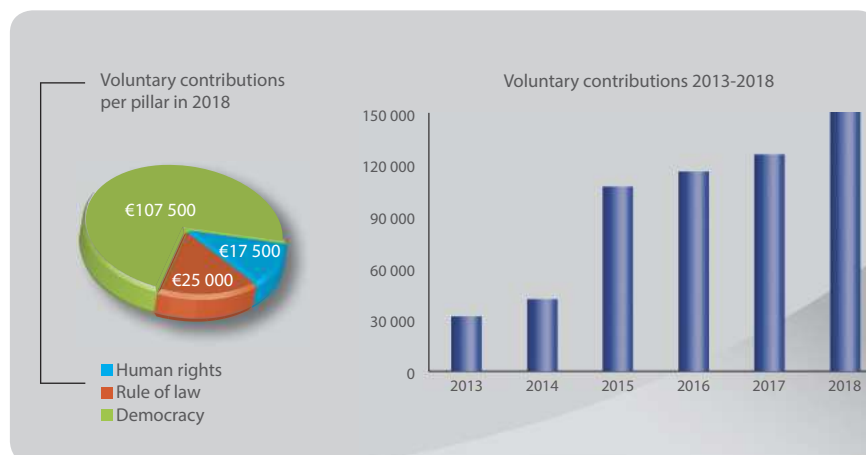
€150 000

Member state ranking:

18/47

Ranking per capita:

21/47



Romania

Voluntary contribution:

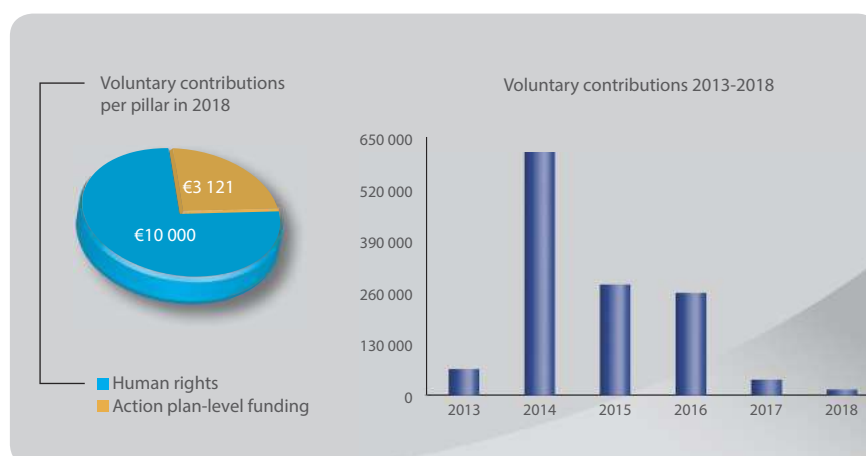
€13 121

Member state ranking:

34/47

Ranking per capita:

39/47



Russian Federation

Voluntary contribution:

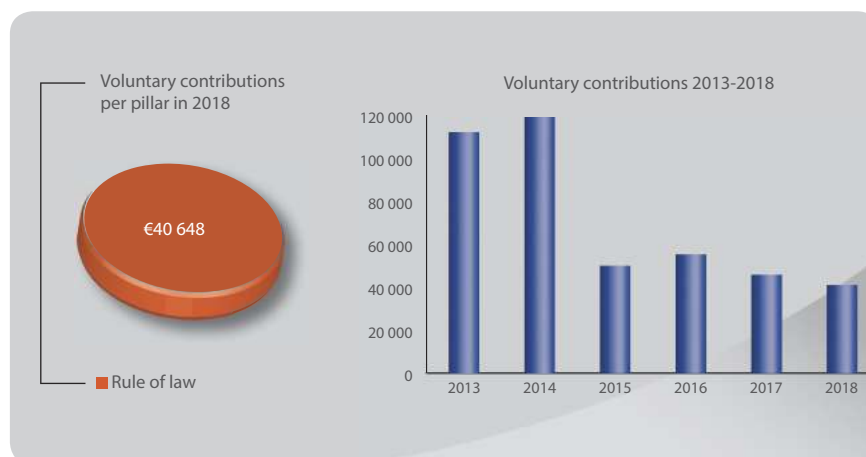
€40 648

Member state ranking:

25/47

Ranking per capita:

41/47





San Marino

Voluntary contribution:

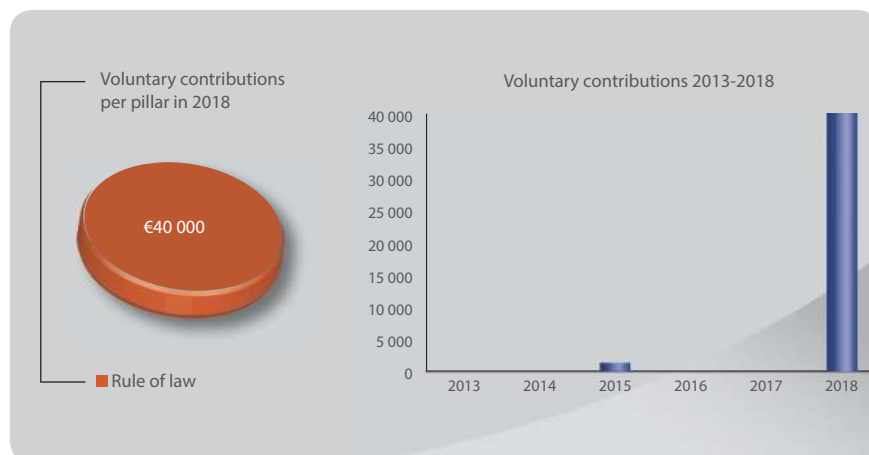
€40 000

Member state ranking:

26/47

Ranking per capita:

4/47



Serbia

Voluntary contribution:

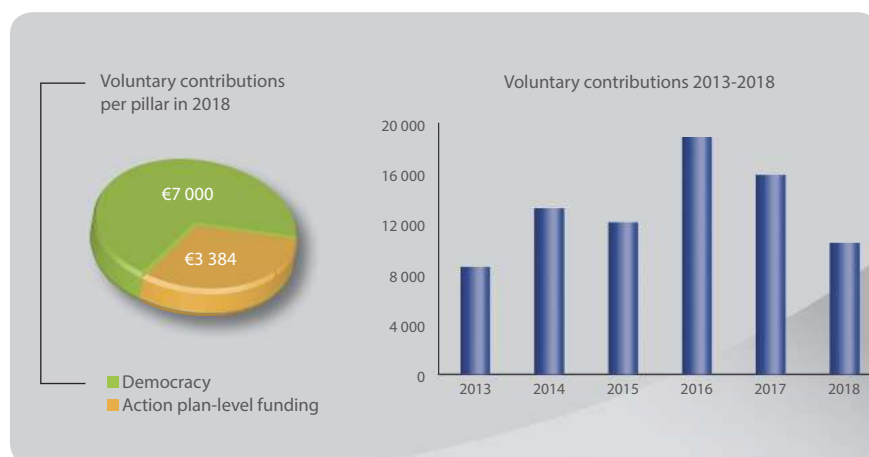
€10 384

Member state ranking:

37/47

Ranking per capita:

37/47



Slovak Republic

Voluntary contribution:

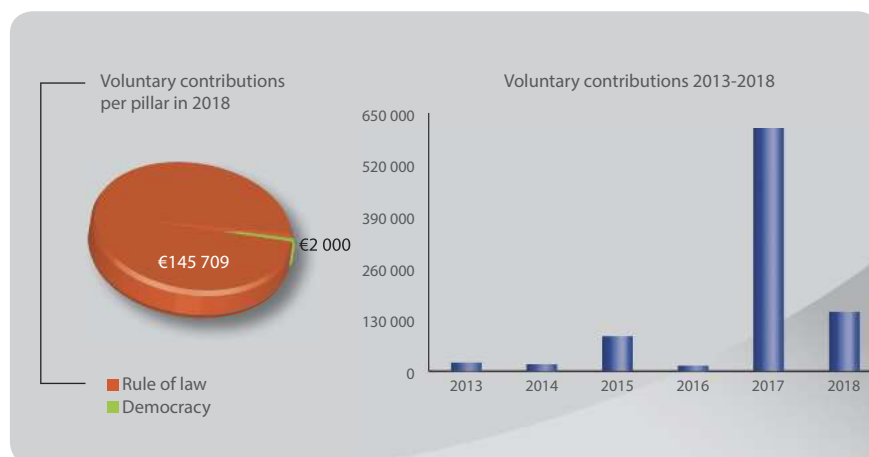
€147 709

Member state ranking:

19/47

Ranking per capita:

18/47





Slovenia

Voluntary contribution:

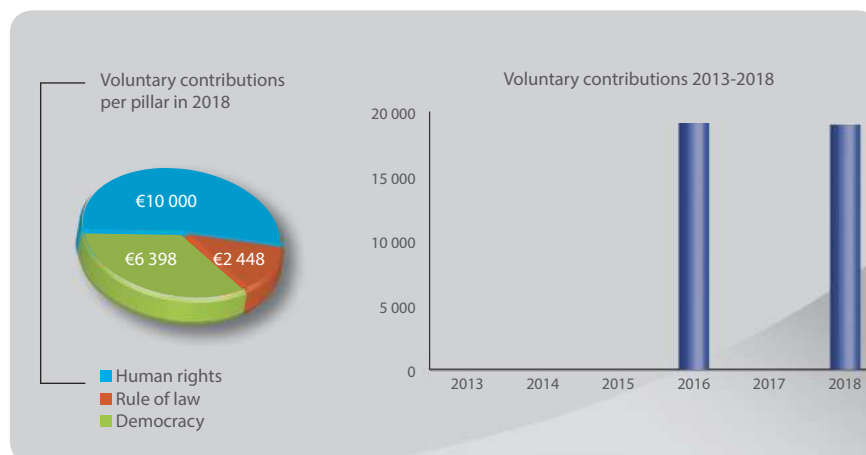
€18 846

Member state ranking:

32/47

Ranking per capita:

27/47



Spain

Voluntary contribution:

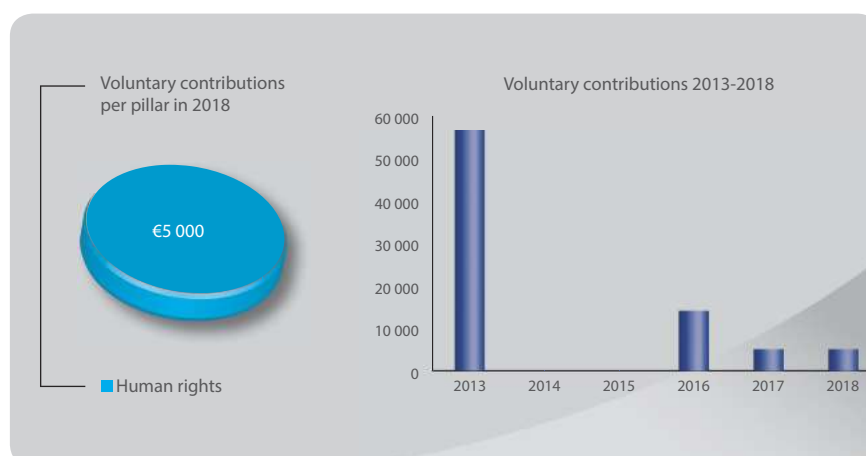
€5 000

Member state ranking:

41/47

Ranking per capita:

43/47



Sweden

Voluntary contribution:

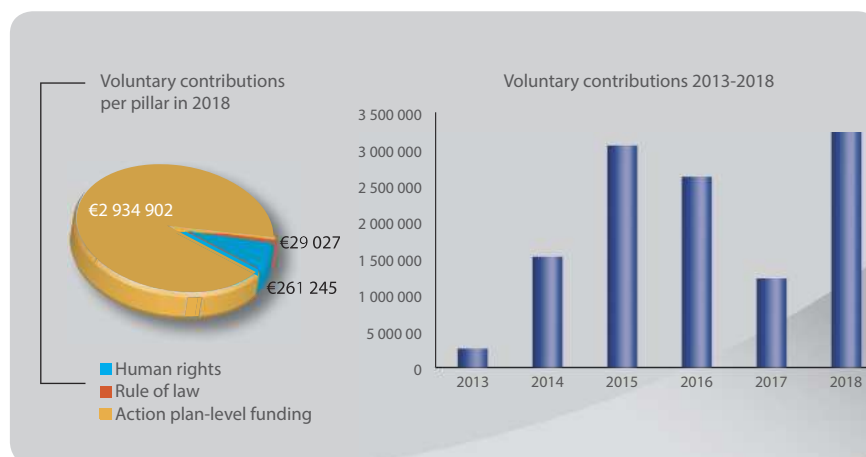
€3 225 174

Member state ranking:

2/47

Ranking per capita:

7/47



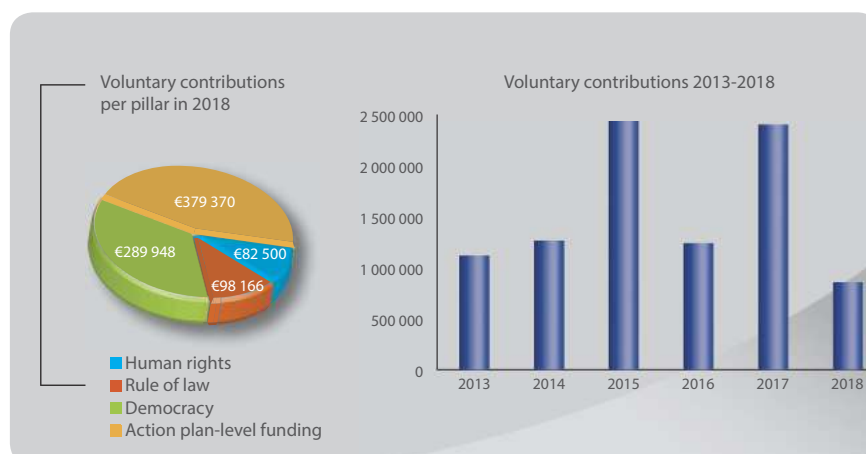


Switzerland

Voluntary contribution:
€849 984

Member state ranking:
8/47

Ranking per capita:
12/47



“The former Yugoslav Republic of Macedonia”*

Voluntary contribution:
None

Member state ranking:
Did not contribute

Ranking per capita:
Did not contribute



* As of 12 February 2019, the official name of the country changed to North Macedonia.

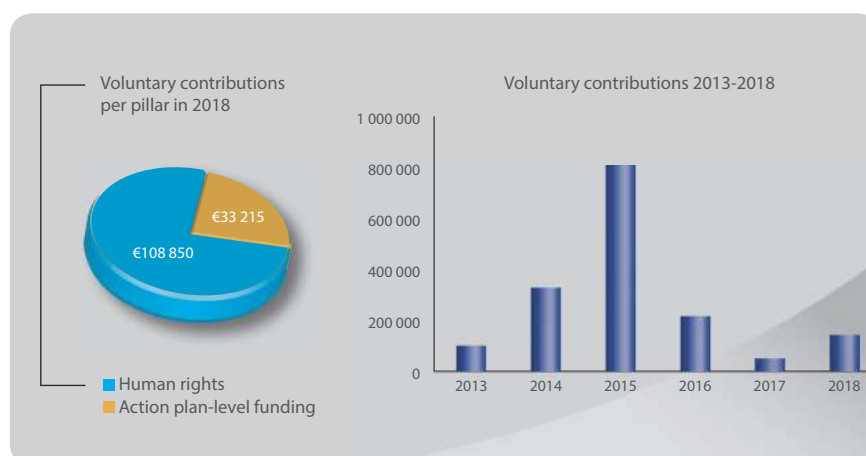


Turkey

Voluntary contribution:
€142 066

Member state ranking:
20/47

Ranking per capita:
36/47





Ukraine

Voluntary contribution:

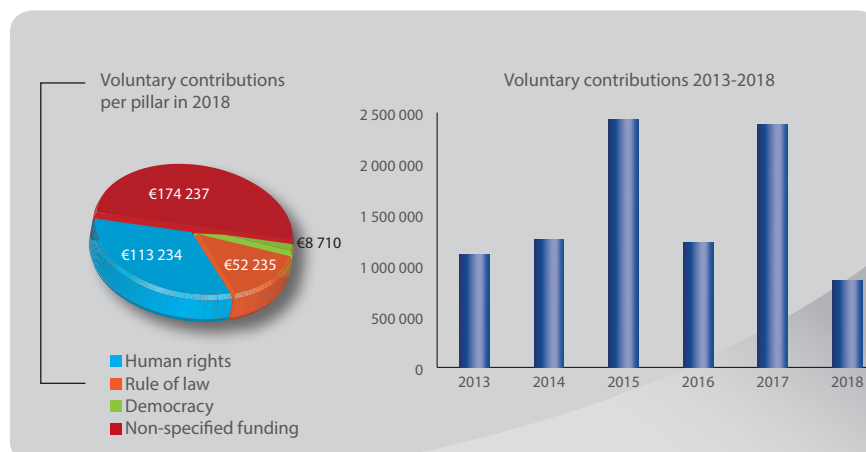
€348 416

Member state ranking:

13/47

Ranking per capita:

28/47



United Kingdom

Voluntary contribution:

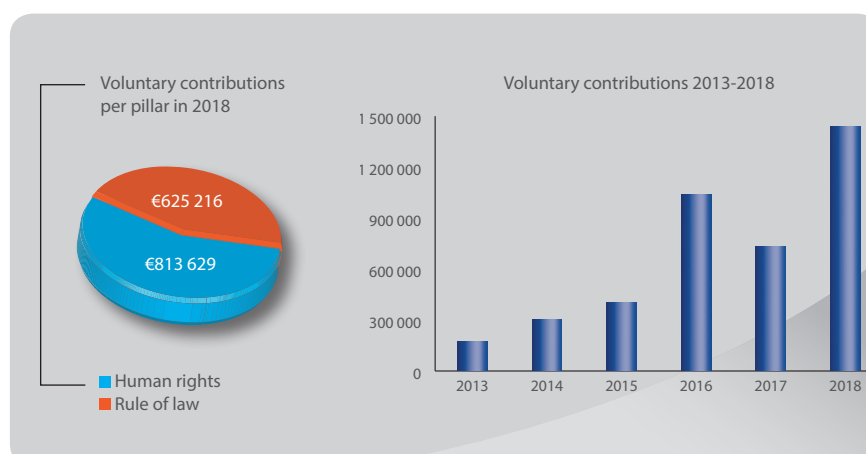
€1 438 845

Member state ranking:

5/47

Ranking per capita:

19/47



European Union 2018



European Union

Joint Programmes:

€27 054 607

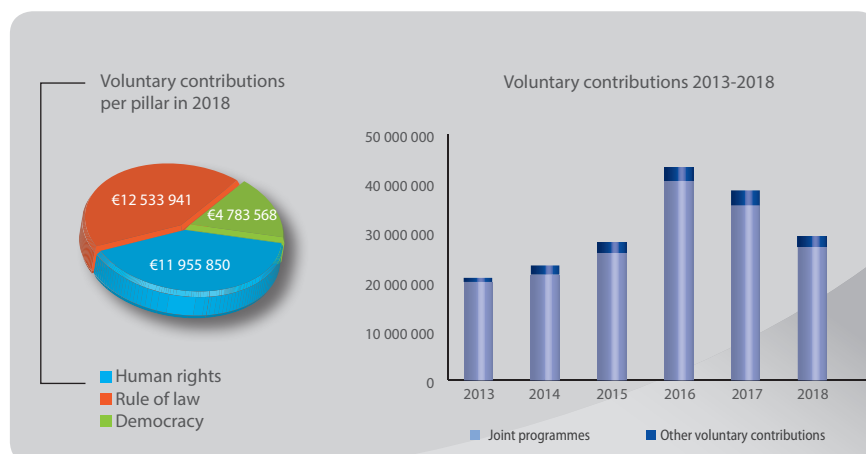
Other

voluntary contributions:

€2 218 752

TOTAL:

€29 273 359





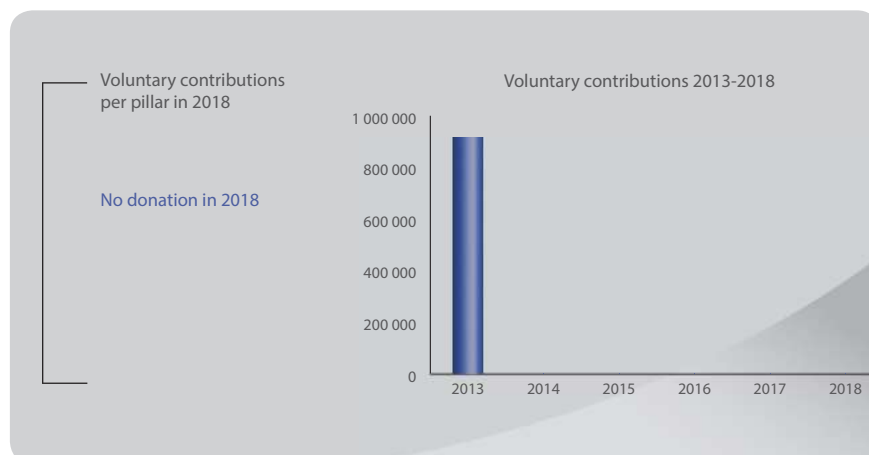
Canada

Voluntary contribution:

None

Observer ranking:

Did not contribute



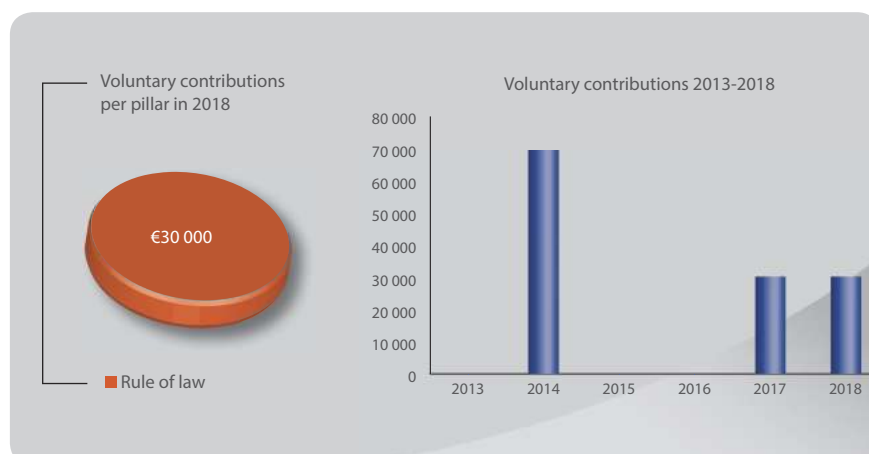
Holy See

Voluntary contribution:

€30 000

Observer ranking:

4/5



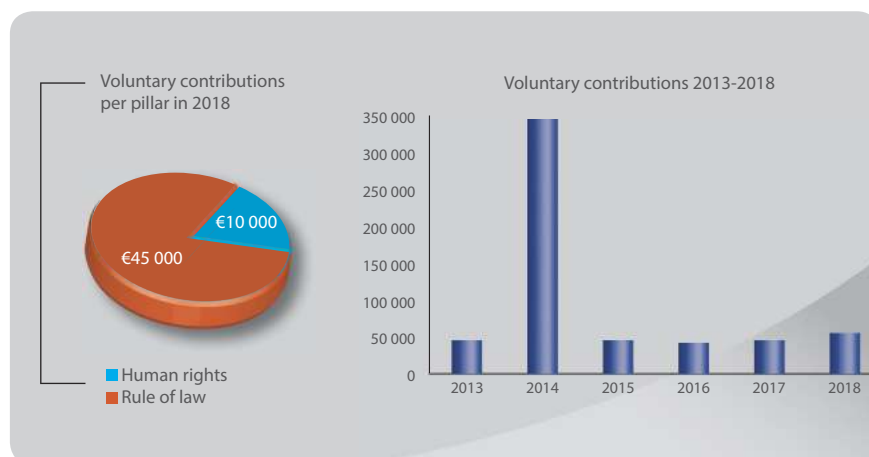
Japan

Voluntary contribution:

€55 000

Observer ranking:

2/5





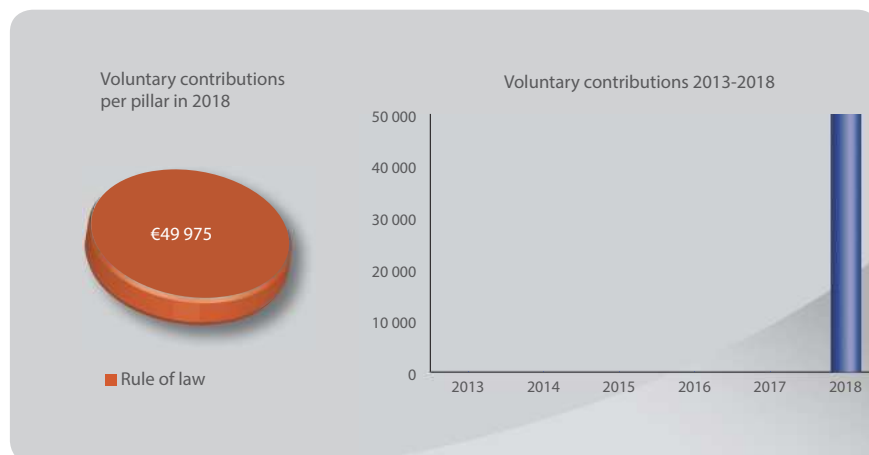
Mexico

Voluntary contribution:

€49 975

Observer ranking:

3/5



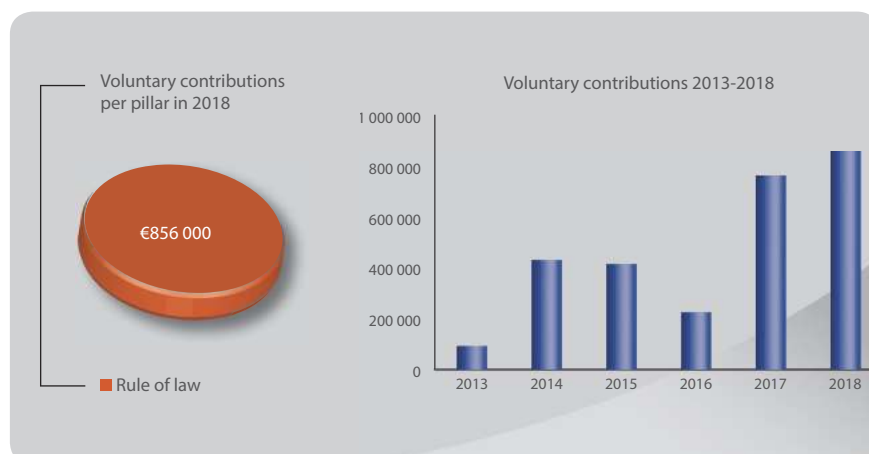
United States of America

Voluntary contribution:

€856 000

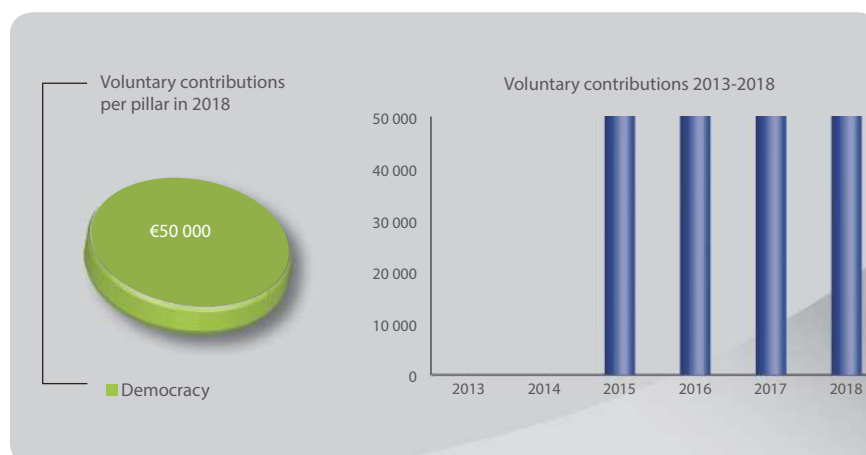
Observer ranking:

1/5



Aga Khan Development Network

Voluntary contribution:
€50 000
Other sources ranking:
6/14



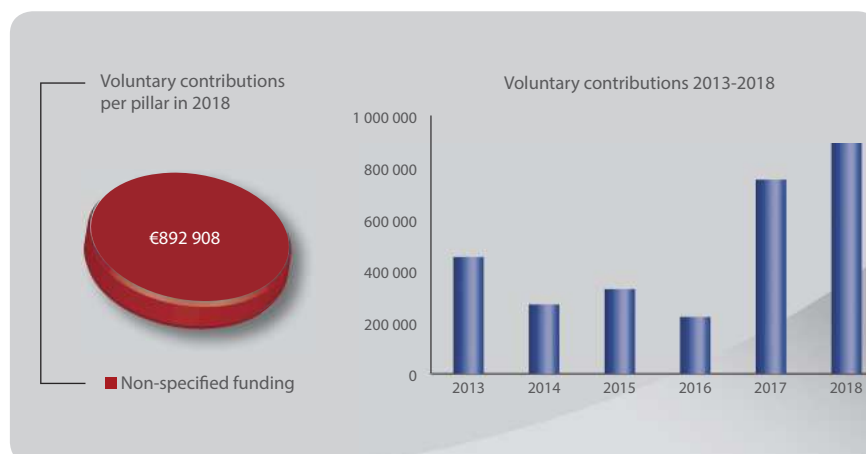
Charta 77 Foundation

Voluntary contribution:
€7 500
Other sources ranking:
10/14



European Economic Area (EEA) Grants*

Voluntary contribution:
€892 908
Other sources ranking:
2/14



* Contributor countries:
Iceland, Liechtenstein,
Norway

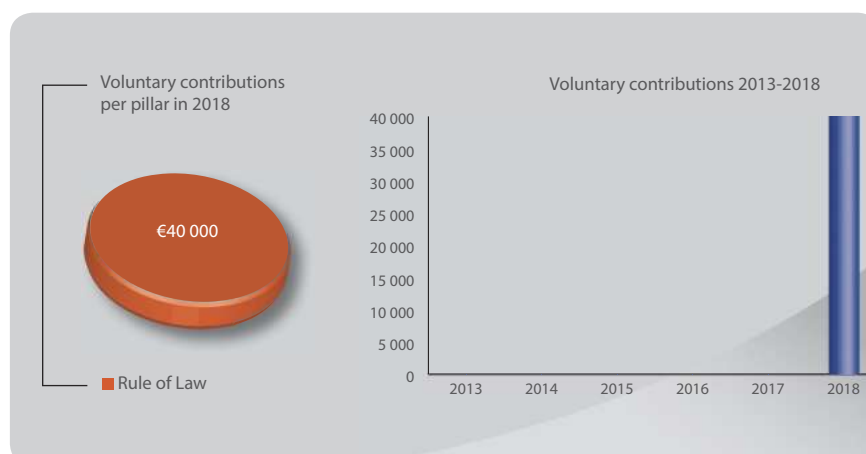
European Lotteries

Voluntary contribution:

€40 000

Other sources ranking:

7/14



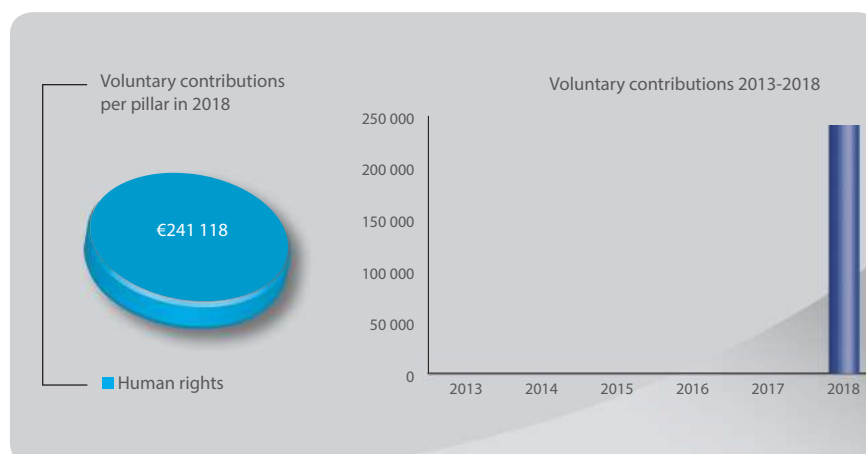
Fund to End Violence Against Children

Voluntary contribution:

€241 118

Other sources ranking:

4/14



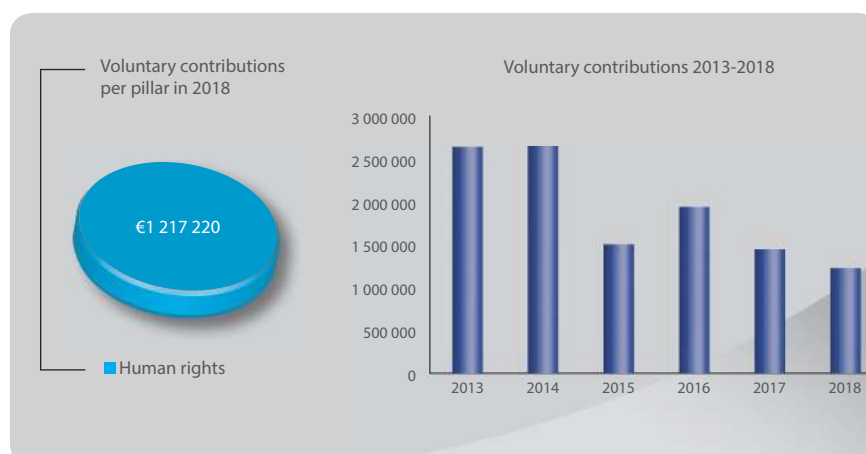
Human Rights Trust Fund (HRTF)*

Voluntary contribution:

€1 217 220

Other sources ranking:

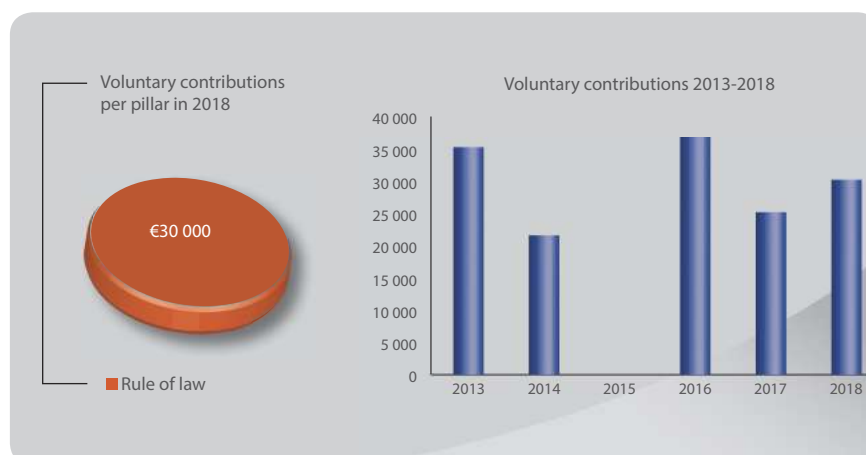
1/14



* Contributor countries: Finland, Germany, Luxembourg (as from december 2018), Netherlands, Norway, Switzerland, United Kingdom

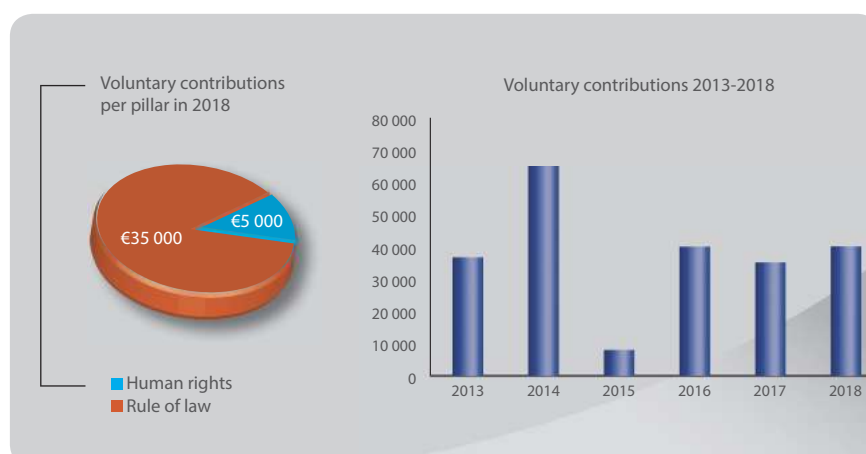
Isle of Man

Voluntary contribution:
€30 000
Other sources ranking:
8/14



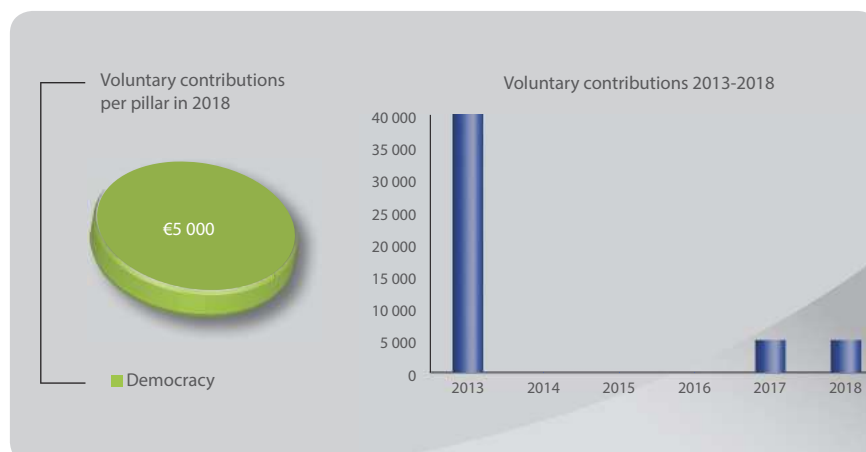
Israel

Voluntary contribution:
€40 000
Other sources ranking:
7/14



Moscow State Linguistic University

Voluntary contribution:
€5 000
Other sources ranking:
11/14



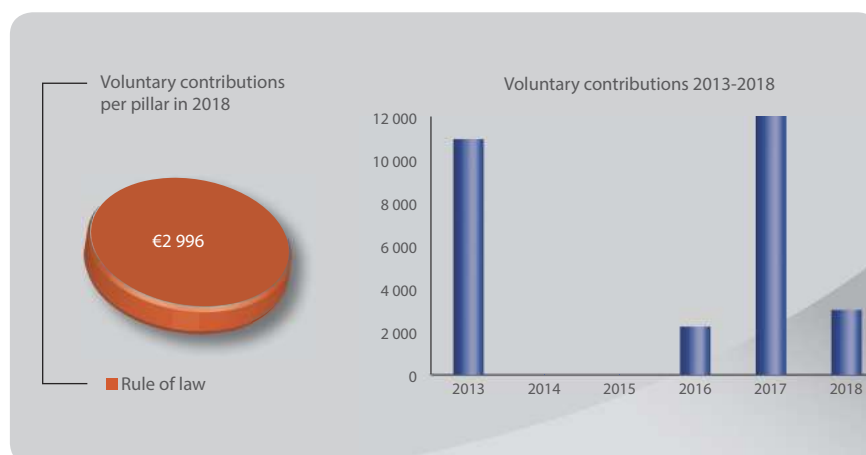
Organisation internationale de la Francophonie

Voluntary contribution:

€2 996

Other sources ranking:

12/14



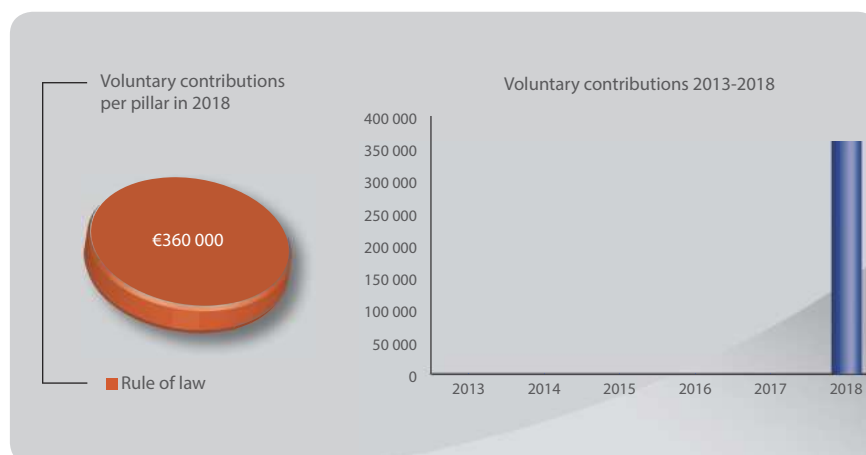
Qatar

Voluntary contribution:

€360 000

Other sources ranking:

3/14



States of Jersey

Voluntary contribution:

€25 000

Other sources ranking:

9/14



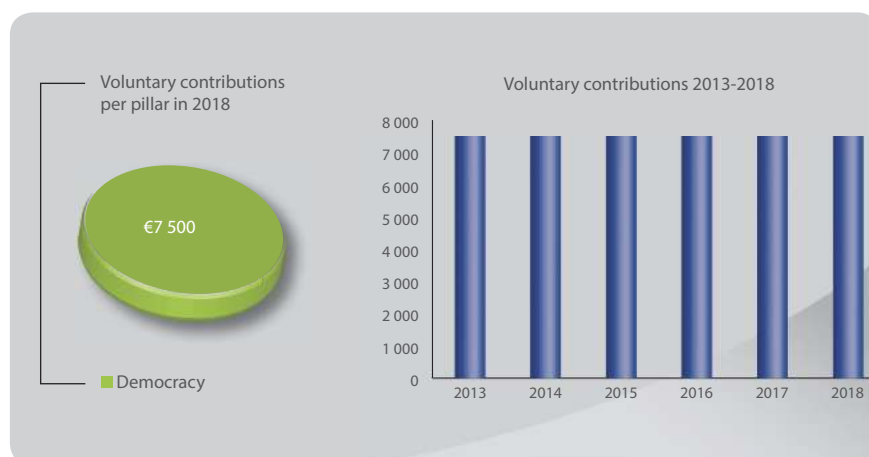
Vaclav Havel Library

Voluntary contribution:

€7 500

Other sources ranking:

10/14



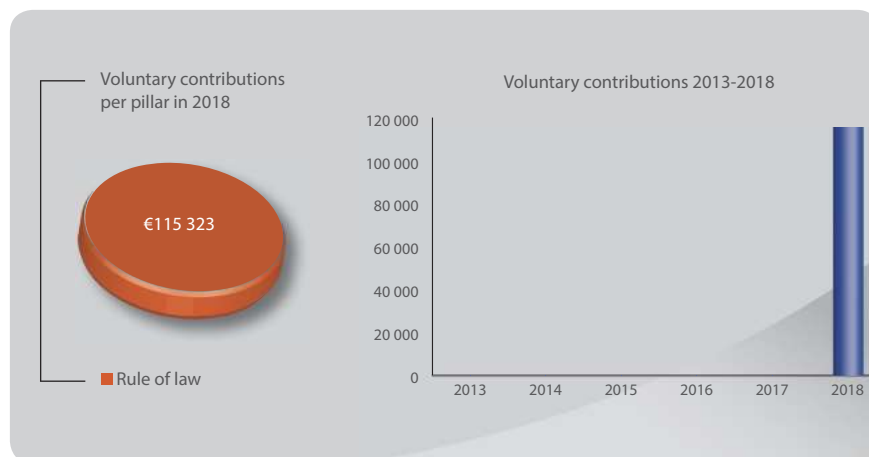
World Lottery Association

Voluntary contribution:

€115 323

Other sources ranking:

5/14



APPENDIX 2

Tables

2.1. Voluntary contribution receipts 2009-2018

Rank	Donor	2009 (€)	2010 (€)	2011 (€)	2012 (€)	2013 (€)	2014 (€)	2015 (€)	2016 (€)	2017 (€)	2018 (€)	Total (€)
1	European Union	20 056 507.22	20 815 949.96	24 543 762.13	23 437 238.21	20 867 155.45	23 352 971.21	28 051 261.73	43 211 634.34	38 622 884.25	29 273 359.43	272 232 723.93
2	Norway	786 729.85	840 693.84	1 676 536.65	2 563 697.23	4 364 762.00	5 510 488.80	4 702 797.55	5 884 900.74	7 802 716.41	8 643 338.40	42 776 661.47
3	Denmark	800 000.00	1 392 428.52	1 340 953.70	537 318.38	3 031 472.23	1 672 846.61	5 043 819.73	1 212 212.88	1 601 584.24	2 257 135.35	17 798 771.64
4	Sweden	758 894.08	146 097.90	1 509 419.98	2 454 681.95	257 507.04	1 508 388.70	3 026 054.15	2 598 196.21	1 214 162.73	3 225 173.58	16 698 576.32
5	Human Rights Trust Fund ¹	1 539 647.00	916 635.00	1 166 637.00	1 693 365.00	2 620 000.00	2 644 075.39	1 491 648.81	1 924 454.44	1 437 446.95	1 217 220.00	16 651 129.59
6	Switzerland	360 537.82	541 523.05	457 297.87	1 129 770.77	1 108 550.17	1 252 537.70	2 429 251.93	1 229 641.33	2 384 893.98	849 984.10	11 743 988.72
7	Germany	530 106.29	665 172.00	1 170 730.00	285 660.00	810 996.16	476 968.45	685 125.30	449 388.50	305 000.00	1 150 009.00	6 529 155.70
8	France	611 350.00	384 227.00	634 059.72	718 350.00	793 877.71	471 938.84	689 506.75	668 912.42	548 794.58	627 653.00	6 085 670.02
9	Finland	666 557.00	589 678.39	747 429.82	726 527.18	593 203.18	563 030.83	801 122.18	334 987.80	285 865.44	354 630.11	5 663 031.93
10	United Kingdom	47 661.89	54 520.03	9 950.00	223 498.38	174 635.42	303 363.73	402 137.03	1 041 539.34	734 674.10	1 438 845.50	4 430 825.42
11	United States of America	190 703.63	132 610.01	70 500.00	1 127 690.72	90 812.81	426 426.89	410 328.28	222 750.00	756 115.58	856 000.00	4 283 937.92
12	European Economic Area (EEA) ²	0.00	0.00	315 350.00	135 150.00	449 710.81	265 516.00	325 376.00	218 550.00	746 512.00	892 908.00	3 349 072.81
13	Belgium	26 077.81	103 867.40	109 800.21	179 000.00	178 134.38	49 753.15	82 500.00	130 228.42	174 179.61	2 115 386.52	3 148 927.50
14	Netherlands	454 545.00	170 161.64	221 795.00	685 064.50	277 050.00	107 500.00	354 995.00	237 500.00	200 000.00	365 109.42	3 073 720.56
15	Italy	340 529.20	332 749.14	323 523.78	168 078.77	108 404.88	265 037.73	54 869.50	398 639.58	323 000.00	305 271.00	2 620 103.58
16	Luxembourg	117 634.70	187 746.50	57 332.41	275 168.02	372 308.33	116 539.09	366 093.74	492 369.12	141 695.91	441 755.29	2 568 643.11
17	Turkey	17 853.32	555 000.00	50 000.00	50 000.00	100 000.00	325 934.04	808 329.90	215 098.23	50 000.00	142 065.96	2 314 281.45
18	Austria	0.00	13 000.00	18 000.00	57 834.83	361 500.00	91 500.00	39 000.00	66 683.98	29 000.00	1 019 404.08	1 695 922.89
19	Romania	0.00	134 000.00	130 000.00	120 000.00	65 281.58	611 942.31	276 796.68	255 505.43	37 942.00	13 120.94	1 644 588.94
20	Liechtenstein	85 000.00	122 713.99	130 494.35	116 461.04	117 962.92	88 287.72	128 948.07	122 609.60	122 909.75	223 859.70	1 259 247.14
21	Ireland	6 000.00	50 000.00	225 000.00	80 000.00	150 000.00	87 269.14	166 374.77	165 021.10	153 434.57	168 650.32	1 251 749.90
22	Portugal	188 857.76	171 380.00	174 505.40	142 582.00	31 500.00	41 500.00	106 500.00	115 000.00	125 000.00	150 000.00	1 246 825.16
23	Monaco	53 000.00	208 000.00	118 175.69	109 065.06	64 967.62	101 000.00	97 255.19	83 252.46	129 316.86	154 332.84	1 118 365.72
24	Bulgaria	0.00	5 956.80	5 000.00	3 000.00	184 125.00	266 097.54	466 411.27	48 423.92	9 980.49	14 868.93	1 003 863.95
25	Canada	0.00	0.00	0.00	0.00	914 425.06	0.00	0.00	0.00	0.00	0.00	914 425.06
26	Poland	17 500.00	19 000.00	116 200.78	70 065.44	145 000.00	117 481.49	147 209.79	190 501.38	10 000.00	77 496.46	910 455.34
27	Slovak Republic	6 500.00	0.00	2 000.00	2 000.00	20 953.16	16 870.43	86 968.76	12 798.61	611 401.15	147 708.90	907 201.01
28	Japan	45 000.00	45 000.00	45 000.00	45 206.00	45 000.00	345 000.00	45 000.00	41 410.00	45 000.00	55 000.00	756 616.00
29	Czech Republic	0.00	0.00	8 000.00	16 000.00	30 000.00	148 193.50	175 555.91	71 100.51	117 874.74	128 159.99	702 884.65
30	Spain	365 600.00	133 600.00	34 000.00	0.00	56 500.00	0.00	0.00	14 000.00	5 000.00	5 000.00	613 700.00
31	Russian Federation	0.00	0.00	53 170.80	111 670.20	111 234.14	118 748.86	49 548.13	54 739.23	45 391.33	40 648.26	585 150.95
32	Open Society Foundations	37 743.30	254 610.50	196 722.50	65 921.68	15 720.44	0.00	0.00	0.00	0.00	0.00	570 718.42
33	Croatia	2 000.00	0.00	19 802.78	1 000.00	12 979.38	183 218.13	177 032.83	23 563.49	5 506.92	19 526.85	444 630.38
34	Cyprus	2 221.00	101 221.00	86 523.19	5 221.00	3 221.00	2 200.00	4 220.00	14 944.08	103 649.84	87 332.84	410 753.95
35	Qatar	0.00	0.00	0.00	0.00	0.00	0.00	0.00	0.00	0.00	360 000.00	360 000.00
36	Ukraine	0.00	0.00	0.00	0.00	0.00	0.00	0.00	0.00	0.00	348 416.34	348 416.34
37	Andorra	32 200.00	31 200.00	24 651.51	24 200.00	53 833.87	22 250.00	35 011.19	23 356.28	73 068.31	24 016.89	343 788.05
38	Estonia	4 000.00	19 000.00	28 561.07	17 000.00	20 000.00	55 000.00	61 807.89	66 717.48	25 000.00	37 887.84	334 974.28
39	International Union of Railways	120 000.00	80 000.00	133 000.00	0.00	0.00	0.00	0.00	0.00	0.00	0.00	333 000.00
40	Latvia	0.00	0.00	0.00	0.00	0.00	93 532.59	67 355.07	11 172.47	150 000.00	7 814.42	329 874.55
41	A.G. Leventis Foundation	0.00	0.00	0.00	0.00	70 000.00	104 616.00	104 616.00	34 872.00	0.00	0.00	314 104.00
42	Azerbaijan	0.00	5 980.00	23 355.77	15 775.96	6 656.62	218 880.00	13 374.71	6 192.31	0.00	12 841.24	303 056.61

1. Finland, Germany, Luxembourg (as from december 2018), Netherlands, Norway, Switzerland, United Kingdom.

2. Iceland, Liechtenstein, Norway.

2.1. Voluntary contribution receipts 2009-2018

Rank	Donor	2009 (€)	2010 (€)	2011 (€)	2012 (€)	2013 (€)	2014 (€)	2015 (€)	2016 (€)	2017 (€)	2018 (€)	Total (€)
43	Israel	61 000.00	0.00	0.00	17 500.00	36 630.00	64 920.00	7 985.00	39 945.00	35 000.00	40 000.00	302 980.00
44	Microsoft Corporation	83 889.24	121 732.77	36 108.90	0.00	0.00	50 000.00	0.00	0.00	0.00	0.00	291 730.91
45	Hungary	4 019.73	0.00	5 000.00	6 328.22	125 094.49	14 206.89	44 700.97	40 344.45	15 000.00	35 301.48	289 996.23
46	Holy See	0.00	0.00	80 000.00	80 393.00	0.00	69 441.00	0.00	0.00	30 000.00	30 000.00	289 834.00
47	Fund to End Violence Against Children	0.00	0.00	0.00	0.00	0.00	0.00	0.00	0.00	0.00	241 117.75	241 117.75
48	Iceland	0.00	3 918.80	0.00	1 891.07	60 468.74	62 048.52	58 603.50	9 250.18	0.00	10 000.00	206 180.81
49	Aga Khan Development Network	0.00	0.00	0.00	0.00	0.00	0.00	50 000.00	50 000.00	50 000.00	50 000.00	200 000.00
50	Malta	0.00	5 000.00	0.00	0.00	5 000.00	43 074.60	38 716.40	22 735.49	25 000.00	52 262.68	191 789.17
51	Council of Europe Development Bank	173 000.00	0.00	0.00	0.00	0.00	0.00	0.00	0.00	0.00	0.00	173 000.00
52	Slovenia	87 000.00	33 737.43	7 049.13	0.00	0.00	0.00	0.00	19 079.00	0.00	18 845.77	165 711.33
53	Supporters of Civil Society in Russia	0.00	0.00	0.00	0.00	136 849.12	20 741.71	0.00	0.00	0.00	0.00	157 590.83
54	Organisation Internationale de la Francophonie	0.00	27 000.00	30 000.00	70 500.00	10 880.00	0.00	0.00	2 206.97	12 000.00	2 996.00	155 582.97
55	Japan Foundation	29 162.00	26 699.70	32 000.00	31 000.00	5 841.83	9 934.36	0.00	13 665.75	0.00	0.00	148 303.64
56	Isle of Man	0.00	0.00	0.00	0.00	35 000.00	21 400.00	0.00	36 730.00	25 000.00	30 000.00	148 130.00
57	States of Jersey	0.00	0.00	0.00	0.00	35 000.00	21 400.00	0.00	36 730.00	25 000.00	25 000.00	143 130.00
58	World Bank	0.00	14 892.03	114 885.82	0.00	0.00	0.00	0.00	0.00	0.00	0.00	129 777.85
59	States of Guernsey	0.00	0.00	0.00	0.00	35 000.00	21 400.00	0.00	36 730.00	25 000.00	0.00	118 130.00
60	World Lottery Association	0.00	0.00	0.00	0.00	0.00	0.00	0.00	0.00	0.00	115 323.50	115 323.50
61	Greece	29 000.00	0.00	19 983.98	0.00	11 005.70	0.00	0.00	0.00	52 755.50	0.00	112 745.18
62	Union of European Football Associations	0.00	20 000.00	48 000.00	32 000.00	0.00	0.00	0.00	0.00	0.00	0.00	100 000.00
63	Lithuania	0.00	0.00	0.00	0.00	1 000.00	0.00	10 000.00	20 000.00	35 000.00	33 964.64	99 964.64
64	Serbia	0.00	6 253.96	1 941.21	3 000.00	8 474.54	13 114.31	12 000.00	18 829.54	15 722.99	10 383.82	89 720.37
65	Armenia	20 260.05	11 597.61	0.00	6 836.32	30 000.00	0.00	0.00	0.00	0.00	11 747.84	80 441.82
66	United Nations	0.00	0.00	0.00	0.00	0.00	2 500.00	12 000.00	43 492.00	0.00	0.00	57 992.00
67	Moscow State Linguistic University	0.00	0.00	0.00	0.00	40 000.00	0.00	0.00	0.00	5 000.00	5 000.00	50 000.00
68	Mexico	0.00	0.00	0.00	0.00	0.00	0.00	0.00	0.00	0.00	49 975.00	49 975.00
69	Gibraltar	0.00	0.00	0.00	0.00	0.00	0.00	0.00	24 000.00	25 000.00	0.00	49 000.00
70	Zennström Philanthropies	47 892.00	0.00	0.00	0.00	0.00	0.00	0.00	0.00	0.00	0.00	47 892.00
71	Charta 77 Foundation	0.00	0.00	0.00	0.00	7 500.00	7 500.00	7 500.00	7 500.00	7 500.00	7 500.00	45 000.00
72	Vaclav Havel Library	0.00	0.00	0.00	0.00	7 500.00	7 500.00	7 500.00	7 500.00	7 500.00	7 500.00	45 000.00
73	Caixa Foundation	0.00	0.00	0.00	0.00	15 000.00	29 278.40	0.00	0.00	0.00	0.00	44 278.40
74	San Marino	0.00	0.00	998.50	0.00	0.00	0.00	1 300.37	0.00	0.00	40 000.00	42 298.87
75	McAfee Endowment Fund	40 358.09	0.00	0.00	0.00	0.00	0.00	0.00	0.00	0.00	0.00	40 358.09
76	European lotteries	0.00	0.00	0.00	0.00	0.00	0.00	0.00	0.00	0.00	40 000.00	40 000.00
77	Central European Initiative (CEI)	0.00	10 000.00	30 000.00	0.00	0.00	0.00	0.00	0.00	0.00	0.00	40 000.00
78	European Cultural Foundation (ECF)	0.00	0.00	0.00	0.00	0.00	0.00	36 000.00	4 000.00	0.00	0.00	40 000.00
79	Jugend für Europa	0.00	0.00	0.00	40 000.00	0.00	0.00	0.00	0.00	0.00	0.00	40 000.00
80	International Youth Service of the Federal Republic of Germany (IJB)	0.00	0.00	0.00	19 000.00	0.00	20 000.00	0.00	0.00	0.00	0.00	39 000.00
81	Cassa di Risparmio di Firenze	0.00	0.00	0.00	10 000.00	15 000.00	0.00	0.00	0.00	0.00	0.00	25 000.00

2.1. Voluntary contribution receipts 2009-2018

Rank	Donor	2009 (€)	2010 (€)	2011 (€)	2012 (€)	2013 (€)	2014 (€)	2015 (€)	2016 (€)	2017 (€)	2018 (€)	Total (€)
82	Nordic Council of Ministers	0.00	12 703.76	0.00	0.00	6 979.62	0.00	0.00	0.00	1 380.22	0.00	21 063.60
83	Calouste Gulbenkian Foundation	0.00	20 000.00	0.00	0.00	0.00	0.00	0.00	0.00	0.00	0.00	20 000.00
84	Visa Europe	0.00	0.00	0.00	20 000.00	0.00	0.00	0.00	0.00	0.00	0.00	20 000.00
85	University of Graz	0.00	0.00	0.00	0.00	12 000.00	2 884.17	0.00	0.00	0.00	0.00	14 884.17
86	University of Vienna	0.00	0.00	0.00	11 582.40	2 895.60	0.00	0.00	0.00	0.00	0.00	14 478.00
87	University of Nottingham	0.00	0.00	0.00	0.00	0.00	0.00	0.00	12 639.32	0.00	0.00	12 639.32
88	Montenegro	0.00	0.00	3 262.97	0.00	0.00	0.00	0.00	0.00	0.00	7 332.84	10 595.81
89	Allianz Kulturstiftung	0.00	10 000.00	0.00	0.00	0.00	0.00	0.00	0.00	0.00	0.00	10 000.00
90	Morocco	0.00	0.00	0.00	0.00	0.00	10 000.00	0.00	0.00	0.00	0.00	10 000.00
91	International Students' Committee (ISC) St Gallen	0.00	9 800.00	0.00	0.00	0.00	0.00	0.00	0.00	0.00	0.00	9 800.00
92	Organisation for Security and Co-operation in Europe	0.00	8 622.40	0.00	0.00	0.00	0.00	0.00	0.00	0.00	0.00	8 622.40
93	Coopérative internationale de recherche et d'action en matière de communication (CIRCOM)	0.00	0.00	0.00	0.00	0.00	0.00	0.00	6 000.00	0.00	0.00	6 000.00
94	Euromesco	6 000.00	0.00	0.00	0.00	0.00	0.00	0.00	0.00	0.00	0.00	6 000.00
95	Antidoping Switzerland Foundation	0.00	5 000.00	0.00	0.00	0.00	0.00	0.00	0.00	0.00	0.00	5 000.00
96	Faroe Islands	0.00	0.00	0.00	0.00	0.00	0.00	0.00	0.00	5 000.00	0.00	5 000.00
97	Georgia	3 000.00	0.00	690.59	0.00	0.00	0.00	0.00	0.00	0.00	415.00	4 105.59
98	Republic of Moldova	0.00	0.00	2 000.00	0.00	0.00	0.00	0.00	724.08	0.00	1 000.00	3 724.08
99	Bosnia and Herzegovina	0.00	0.00	3 390.59	0.00	0.00	0.00	0.00	0.00	0.00	0.00	3 390.59
100	Individual Donors	0.00	0.00	0.00	0.00	3 056.54	0.00	0.00	0.00	0.00	0.00	3 056.54
101	The European Association of the "Via Francigena"	0.00	2 748.00	0.00	0.00	0.00	0.00	0.00	0.00	0.00	0.00	2 748.00
102	German Institute for International Educational Research	2 100.00	0.00	0.00	0.00	0.00	0.00	0.00	0.00	0.00	0.00	2 100.00
103	International Association of Former Council of Europe Staff Members	0.00	0.00	0.00	0.00	0.00	0.00	0.00	2 000.00	0.00	0.00	2 000.00
104	Albania	0.00	662.97	0.00	0.00	0.00	0.00	0.00	0.00	0.00	1 332.84	1 995.81
105	JACET (The Japan Association of College English Teachers)	0.00	0.00	1 500.00	0.00	0.00	0.00	0.00	0.00	0.00	0.00	1 500.00
106	National Park Donau-Auen	0.00	0.00	1 500.00	0.00	0.00	0.00	0.00	0.00	0.00	0.00	1 500.00
107	Save the Children Norway	0.00	1 500.00	0.00	0.00	0.00	0.00	0.00	0.00	0.00	0.00	1 500.00
108	Anna Lindh Foundation	0.00	0.00	0.00	0.00	0.00	1 000.00	0.00	0.00	0.00	0.00	1 000.00
109	Goldsmiths College	0.00	0.00	600.00	0.00	0.00	0.00	0.00	0.00	0.00	0.00	600.00
TOTAL		28 857 637.98	29 583 592.10	36 396 153.80	37 743 293.33	39 262 617.54	42 519 248.83	52 260 510.08	61 255 969.46	59 525 860.45	58 118 930.66	445 523 814.23

2.2. Voluntary contribution receipts in 2018

Donor	Total (€)	Donor	Total (€)
European Union (EU)	29 273 359.43	Mexico	49 975.00
Norway	8 643 338.40	Russian Federation	40 648.26
Sweden	3 225 173.58	European Lotteries	40 000.00
Denmark	2 257 135.35	Israel	40 000.00
Belgium	2 115 386.52	San Marino	40 000.00
United Kingdom	1 438 845.50	Estonia	37 887.84
Human Rights Trust Fund ¹	1 217 220.00	Hungary	35 301.48
Germany	1 150 009.00	Lithuania	33 964.64
Austria	1 019 404.08	Holy See	30 000.00
EEA Grants ²	892 908.00	Isle of Man	30 000.00
United States of America	856 000.00	States of Jersey	25 000.00
Switzerland	849 984.10	Andorra	24 016.89
France	627 653.00	Croatia	19 526.85
Luxembourg	441 755.29	Slovenia	18 845.77
Netherlands	365 109.42	Bulgaria	14 868.93
Qatar	360 000.00	Romania	13 120.94
Finland	354 630.11	Azerbaijan	12 841.24
Ukraine	348 416.34	Armenia	11 747.84
Italy	305 271.00	Serbia	10 383.82
Fund to End Violence Against Children	241 117.75	Iceland	10 000.00
Liechtenstein	223 859.70	Latvia	7 814.42
Ireland	168 650.32	Charta 77 Foundation	7 500.00
Monaco	154 332.84	Vaclav Havel Library	7 500.00
Portugal	150 000.00	Montenegro	7 332.84
Slovak Republic	147 708.90	Spain	5 000.00
Turkey	142 065.96	Moscow State Linguistic University	5 000.00
Czech Republic	128 159.99	Organisation Internationale de la Francophonie	2 996.00
World Lottery Association	115 323.50	Albania	1 332.84
Cyprus	87 332.84	Republic of Moldova	1 000.00
Poland	77 496.46	Georgia	415.00
Japan	55 000.00		
Malta	52 262.68		
Aga Khan Development Network	50 000.00		
		GRAND TOTAL	€58 118 930.66

1. Finland, Germany, Luxembourg (as from december 2018), Netherlands, Norway, Switzerland, United Kingdom.

2. Iceland, Liechtenstein, Norway.

2.3. Voluntary contribution receipts in 2018 per pillar

Donor	Democracy (€)	Human Rights (€)	Rule of Law (€)	Action plan-level funding (€)	Non-specified funding (€)	Total (€)
European Union (EU)	4 783 568.25	11 955 850.56	12 533 940.62			29 273 359.43
Norway	77 368.03	2 271 307.73	543 680.17	5 028 153.47	722 829.00	8 643 338.40
Sweden		261 244.39	29 027.16	2 934 902.03		3 225 173.58
Denmark		1 812 311.99	10 000.00	434 823.36		2 257 135.35
Belgium	89 500.00	25 886.52			2 000 000.00	2 115 386.52
United Kingdom		813 628.91	625 216.59			1 438 845.50
Human Rights Trust Fund ¹		1 217 220.00				1 217 220.00
Germany	20 009.00	1 065 000.00	65 000.00			1 150 009.00
Austria	1 000 000.00	19 404.08				1 019 404.08
EEA Grants ²					892 908.00	892 908.00
United States of America			856 000.00			856 000.00
Switzerland	289 948.37	82 500.00	98 165.48	379 370.25		849 984.10
France	357 653.00	15 000.00	255 000.00			627 653.00
Luxembourg	20 000.00	93 511.52	321 291.00	6 952.77		441 755.29
Netherlands	65 000.00	125 000.00	50 000.00	125 109.42		365 109.42
Qatar			360 000.00			360 000.00
Finland	80 000.00	273 933.11	697.00			354 630.11
Ukraine	8 710.12	113 234.37	52 234.57		174 237.28	348 416.34
Italy	94 873.00		210 398.00			305 271.00
Fund to End Violence Against Children		241 117.75				241 117.75
Liechtenstein		25 003.09	46 291.37	152 565.24		223 859.70
Ireland		125 650.32	3 000.00	40 000.00		168 650.32
Monaco	20 000.00	51 332.84	58 000.00	25 000.00		154 332.84
Portugal	107 500.00	17 500.00	25 000.00			150 000.00
Slovak Republic	2 000.00		145 708.90			147 708.90
Turkey		108 850.48		33 215.48		142 065.96
Czech Republic	38 000.00	25 000.00	19 834.55	45 325.44		128 159.99
World Lottery Association			115 323.50			115 323.50
Cyprus	8 000.00	77 000.00	2 332.84			87 332.84
Poland	12 500.00	2 500.00	40 000.00	22 496.46		77 496.46
Japan		10 000.00	45 000.00			55 000.00
Malta	7 262.68		45 000.00			52 262.68
Aga Khan Development Network	50 000.00					50 000.00

1. Finland, Germany, Luxembourg (as from december 2018), Netherlands, Norway, Switzerland, United Kingdom.

2. Iceland, Liechtenstein, Norway.

2.3. Voluntary contribution receipts in 2018 per pillar

Donor	Democracy (€)	Human Rights (€)	Rule of Law (€)	Action plan-level funding (€)	Non-specified funding (€)	Total (€)
Mexico			49 975.00			49 975.00
Russian Federation			40 648.26			40 648.26
European Lotteries			40 000.00			40 000.00
Israel		5 000.00	35 000.00			40 000.00
San Marino			40 000.00			40 000.00
Estonia		11 177.49	15 000.00	10 377.51	1 332.84	37 887.84
Hungary		460.74		34 840.74		35 301.48
Lithuania				33 964.64		33 964.64
Holy See			30 000.00			30 000.00
Isle of Man			30 000.00			30 000.00
States of Jersey			25 000.00			25 000.00
Andorra	3 250.00	15 000.00		5 766.89		24 016.89
Croatia	2 000.00	17 526.85				19 526.85
Slovenia	6 397.67	10 000.00	2 448.10			18 845.77
Bulgaria			1 000.00	13 868.93		14 868.93
Romania		10 000.00		3 120.94		13 120.94
Azerbaijan	12 841.24					12 841.24
Armenia	7 500.00	2 500.00	1 747.84			11 747.84
Serbia	7 000.00			3 383.82		10 383.82
Iceland		10 000.00				10 000.00
Latvia				7 814.42		7 814.42
Charta 77 Foundation	7 500.00					7 500.00
Vaclav Havel Library	7 500.00					7 500.00
Montenegro			7 332.84			7 332.84
Spain		5 000.00				5 000.00
Moscow State Linguistic University	5 000.00					5 000.00
Organisation Internationale de la Francophonie			2 996.00			2 996.00
Albania					1 332.84	1 332.84
Republic of Moldova	1 000.00					1 000.00
Georgia			415.00			415.00
TOTAL	€7 191 881.36	€20 915 652.74	€16 877 704.79	€9 341 051.81	€3 792 639.96	€58 118 930.66

2.4. Voluntary contribution receipts in 2018 per beneficiary

Beneficiary country	€	%
Multilateral	20 503 244.76	35.28%
Turkey	5 916 764.37	10.18%
Ukraine	5 128 426.66	8.82%
Georgia	3 392 619.17	5.84%
Kosovo**	2 677 647.46	4.61%
Armenia	2 398 462.68	4.13%
Republic of Moldova	2 278 594.05	3.92%
Russian Federation	2 009 003.44	3.46%
Bosnia and Herzegovina	1 704 944.03	2.93%
Albania	1 700 650.86	2.93%
Montenegro	1 580 316.08	2.72%
Serbia	1 554 397.25	2.67%
Morocco	1 516 394.82	2.61%
"The former Yugoslav Republic of Macedonia"	1 507 566.57	2.59%
Tunisia	1 439 829.03	2.48%
Jordan	351 690.73	0.61%
Romania	349 231.60	0.60%
Azerbaijan	343 909.76	0.59%
Kyrgyz Republic	330 427.00	0.57%
Lebanon	230 825.60	0.40%
Algeria	230 825.60	0.40%
Bulgaria	210 768.40	0.36%
Slovenia	179 980.00	0.31%
Slovak Republic	140 000.00	0.24%
Greece	129 411.84	0.22%
Palestine***	126 332.24	0.22%
Malta	83 333.33	0.14%
Spain	83 333.33	0.14%
Belarus	20 000.00	0.03%
GRAND TOTAL	€ 58 118 930.66	100%

Extra-budgetary contributions are an essential resource for the Council of Europe and they are the main source of funding for the Organisation's technical assistance and co-operation activities. The steady increase in extra-budgetary resources in recent years enabled the Council of Europe to increase the impact of its co-operation work in the member states and beyond. These resources also supported the Organisation's contribution to the achievement of UN Agenda 2030 for Sustainable Development.

In 2018, donors contributed €58.1 million to the Council of Europe's work. This brochure gives an overview of the 2018 receipts and a profile of each donor. An analysis of the funds and their use shows how the Organisation has been able to achieve concrete results through partnerships with donors.

Contact at Council of Europe Secretariat:
Resource Mobilisation and Donor Relations
Office of the Directorate General of Programmes
Avenue de l'Europe
F-67075 Strasbourg Cedex
RMDR@coe.int

PREMS 070919

ENG

www.coe.int

The Council of Europe is the continent's leading human rights organisation.

It comprises 47 member states, including all members of the European Union.

All Council of Europe member states have signed up to the European Convention on Human Rights, a treaty designed to protect human rights, democracy and the rule of law.

The European Court of Human Rights oversees the implementation of the Convention in the member states.