

VOLUNTARY CONTRIBUTIONS 2017

Facts and figures

VOLUNTARY CONTRIBUTIONS 2017

Facts and figures

French edition

Faits et chiffres 2017

All requests concerning the reproduction or translation of all or part of this document should be addressed to the Directorate of Communication (F-67075 Strasbourg Cedex or publishing@coe.int).

All other correspondence concerning this document should be addressed to the Resource Mobilisation and Donor Relations Division.

Cover and layout:
Documents and Publications
Production Department (SPDP),
Council of Europe

© Council of Europe, September 2018
Printed at the Council of Europe

Contents

INTRODUCTION	5
VOLUNTARY CONTRIBUTIONS – TRENDS AND DEVELOPMENTS	6
SOURCES OF EXTRA-BUDGETARY FUNDING IN 2017	7
DISTRIBUTION OF EXTRA-BUDGETARY RESOURCES IN 2017	12
BILATERAL OR COUNTRY-SPECIFIC CO-OPERATION	13
THEMATIC AND MULTILATERAL CO-OPERATION	18
CONTRIBUTION TO SUSTAINABLE DEVELOPMENT GOALS	19
STRATEGIC PROGRAMMING AND DONOR RELATIONS	21
STRATEGIC PARTNERSHIPS	21
RESULT-BASED RESOURCE MANAGEMENT	22
EFFICIENT, STREAMLINED MANAGEMENT AND REPORTING OF EXTRA-BUDGETARY RESOURCES	22
MONITORING AND CONTROL SYSTEMS	22
THE COUNCIL OF EUROPE AND OFFICIAL DEVELOPMENT ASSISTANCE	23
CONCLUSION	25
APPENDIX 1	27
APPENDIX 2	51

Introduction

The Council of Europe biennial Programme and Budget divides the Organisation's standard setting, monitoring and co-operation activities into three pillars: Human Rights, Rule of Law and Democracy. It sets out agreed priorities and objectives and shows the resources needed to achieve them. It explains the Organisation's Ordinary Budget allocation and its extra-budgetary resource requirements.

■ The Ordinary Budget traditionally finances the functioning of the Organisation's statutory organs and other bodies, intergovernmental standard setting, monitoring activities and administrative infrastructure.

■ Extra-budgetary resources provide the main source of funding for the Organisation's co-operation programmes. With increased emphasis on co-operation, a key element of the Secretary General's reform launched, extra-budgetary resources have become crucial to the overall work of the Organisation. Extra-budgetary resources include voluntary contributions from member states, the European Union (EU) and from other sources, including observer states, non-member states, non-governmental or non-sovereign sources.

■ In order to ensure that activities and related expenditure are focused on agreed priorities, voluntary contributions are accepted within the framework of the Organisation's Programme and Budget. Such contributions could be either unearmarked or earmarked for projects approved by the Council of Europe Committee of Ministers.

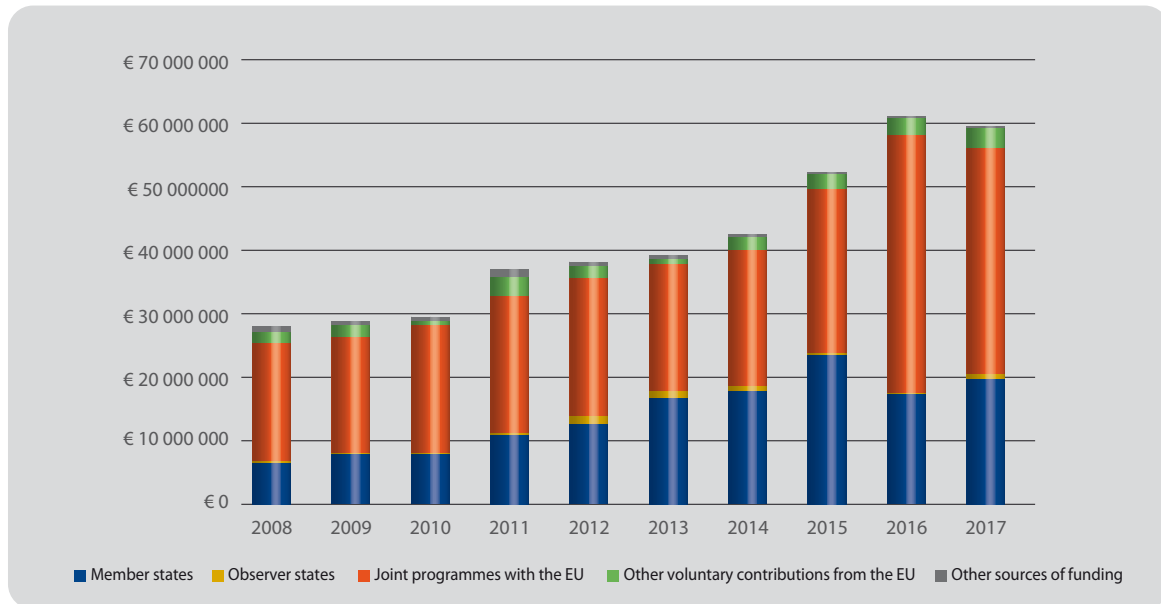
■ This publication provides data and statistics on the extra-budgetary resources of the Council of Europe in 2017¹.

1. Based on actual monetary receipts on the Organisation's bank account between 1 January and 31 December 2017.

Voluntary contributions – trends and developments

The bar chart below illustrates the evolution of the extra-budgetary receipts of the Council of Europe from 2008 to 2017.

Figure 1 – Extra-budgetary receipts of the Council of Europe 2008-2017



Over the last decade,

- ▶ Extra-budgetary receipts more than doubled, rising from €27 944 006 in 2008 to €59 525 860 in 2017 (+113%);
- ▶ Voluntary contributions by member states more than tripled, up from €6 533 360 in 2008 to €19 848 480 (+204%);
- ▶ Receipts from the European Union (EU) in the framework of joint programmes grew by 91%, reaching €35 585 477 in 2017;
- ▶ Other contributions from the EU also increased by 91%, up from €1 591 630 in 2008 to €3 037 407 in 2017;
- ▶ Total contributions from observer states averaged €569 159 per year, ranging between €177 610 in 2010 and €1 253 290 in 2012;
- ▶ Total extra-budgetary receipts amounted to €415 398 889.

In 2017,

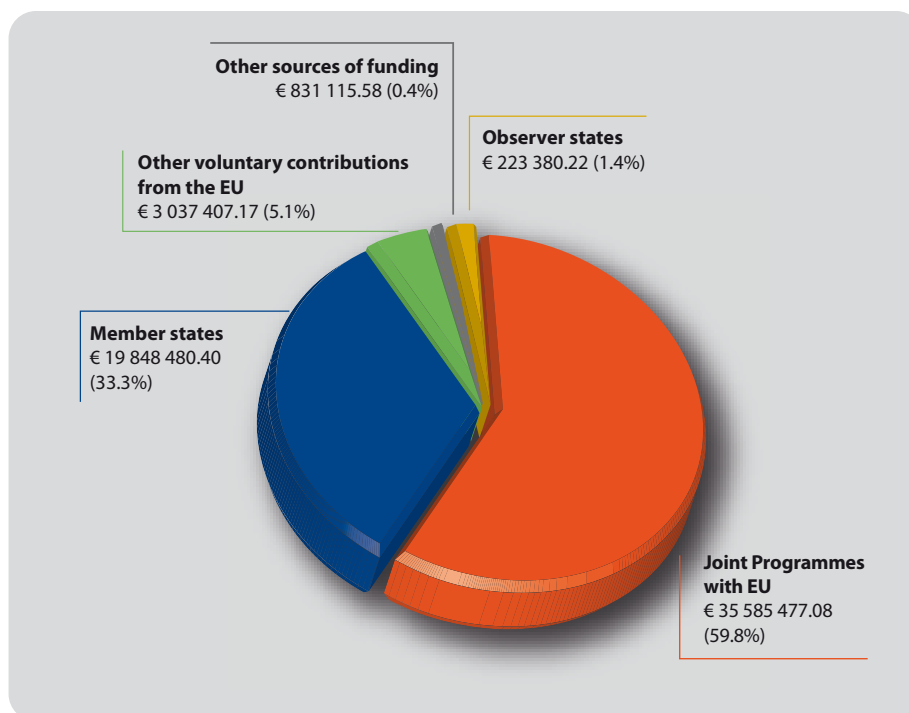
- ▶ Extra-budgetary receipts amounted to €59 525 860, decreasing by 3% compared to their peak €61 255 969 recorded in 2016;
- ▶ Voluntary contributions from member states² accounted for one-third of total extra-budgetary receipts, their volume increasing by 12% compared to 2016;
- ▶ 35 of the 47 member states made voluntary contributions (down from 38 in 2016);
- ▶ Receipts in the framework of Joint Programmes between the Council of Europe and the EU decreased by 14% compared to 2016, while still accounting for 60% of total extra-budgetary receipts;
- ▶ The EU also made a number of voluntary contributions outside of the framework of Joint Programmes, amounting to €3 037 407 and representing 5% of total receipts.

2. Including the Human Rights Trust Fund (HRTF) and EEA and Norway Grants.

Sources of extra-budgetary funding in 2017

■ The overall volume of extra-budgetary receipts (€59 525 860) includes voluntary contributions from member states, from the EU and from other sources, including observer states, non-member states and non-state actors. The relative size of extra-budgetary receipts in relation to the core Ordinary Budget funding of the Programme and Budget (which totalled €260 090 500), decreased slightly from 23.6% in 2016 to 22.9% in 2017.

Figure 2 – Extra-budgetary resources in 2017



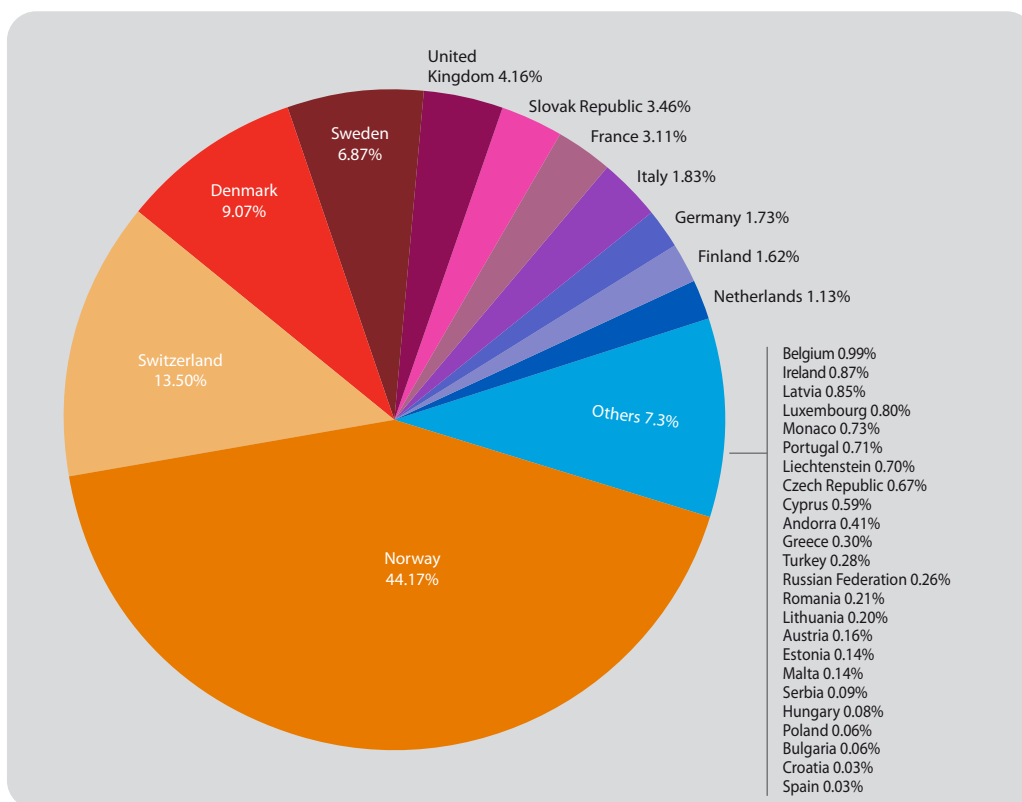
Receipts from member states

■ In 2017, 35 of the 47 member states made bilateral contributions to the Council of Europe (38 in 2016) for a total amount of €17 664 521³.

■ Norway was by far the largest bilateral donor, with a share of 44% in the total volume of member states' contributions. The second largest bilateral donor was Switzerland, accounting for 14% of the total volume of member states' contributions, followed by Denmark (9% of the total), Sweden (7%) and United Kingdom (4%).

3. Information on individual donors excludes their contributions to the HRTF and the EEA Grants, which are reflected separately.

Figure 3 – Bilateral voluntary contributions by member states in 2017



■ In addition to their individual bilateral contributions, member states contributed to the Human Rights Trust Fund (HRTF)⁴ which disbursed €1 437 447 to the Council of Europe in 2017. The European Economic Area (EEA)⁵ Grants provided a direct contribution of €746 512 in respect of its strategic co-operation agreement with the Council of Europe.

■ Including contributions made through the HRTF and in the framework of the EEA Grants, the overall volume of receipts from member states amounted to €19 848 480. This represented one-third of all extra-budgetary receipts in 2017.

■ Further details on individual member states' contributions in 2017 can be found in the appendices of this document.

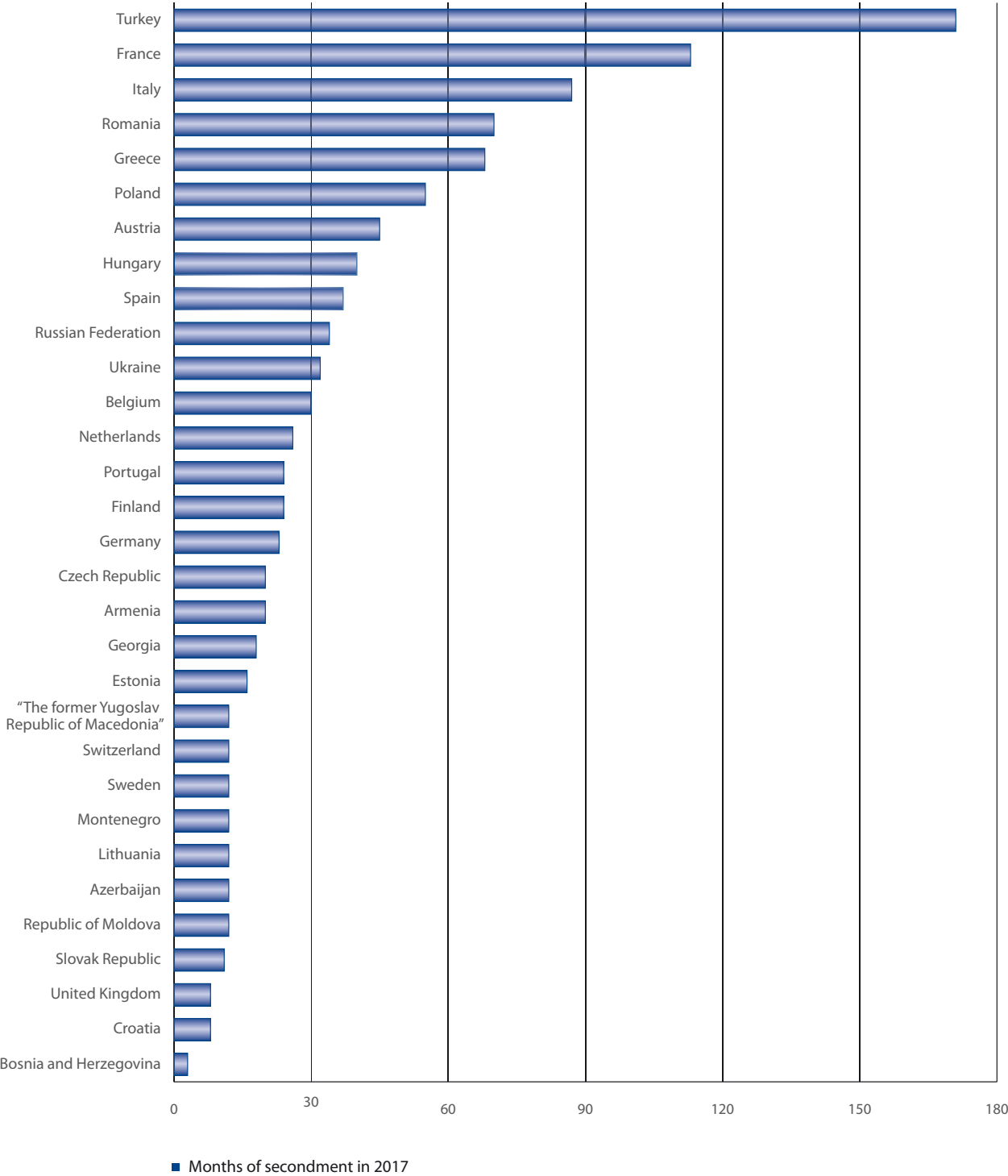
Secondments by member states

■ Member states also support the work of the Council of Europe in the form of the secondment of national officials to the Organisation. Such secondments are not included in the definition of voluntary contributions but are nonetheless seen as complementary to cash contributions and information is therefore included in this document.

■ In 2017, 31 of the 47 member states seconded national officials to the Organisation, compared to 34 in 2016. Figure 4 illustrates the secondments by member states to the Council of Europe in 2017 (in months). The total amount of months of secondments was an equivalent of 88 national officials seconded full-time to the Council of Europe in 2017.

4. HRTF brings together 6 contributors – Finland, Germany, the Netherlands, Norway, Switzerland and the United Kingdom.
5. EEA Grants brings together 3 contributors: Iceland, Liechtenstein and Norway.

Figure 4 – Secondments by member states to the Council of Europe in 2017 (in months)



Receipts from the European Union

■ The EU remained the largest single contributor to the Council of Europe's co-operation activities in 2017. Albeit slightly declining in volume, the EU still provided 65% of the total extra-budgetary receipts. Receipts from the EU under Joint Programmes with the Council of Europe were €35 585 477 in 2017. Other voluntary contributions from the EU, outside of the framework of Joint Programmes, amounted to €3 037 407 in 2017.

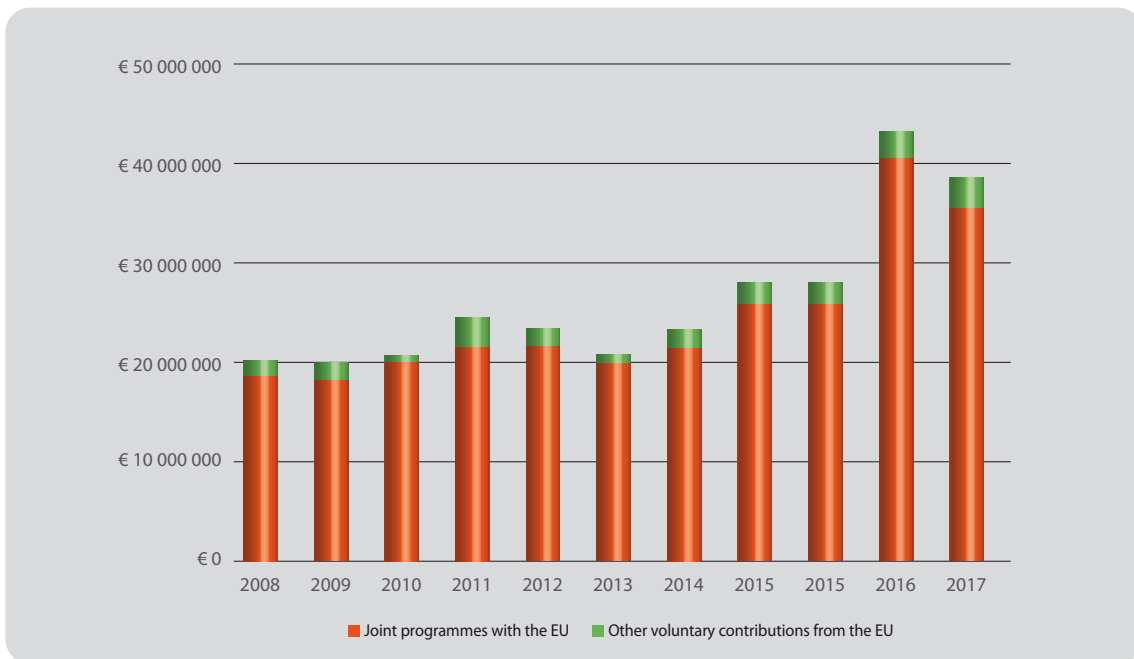
Strategic partnerships with the EU

The Council of Europe has developed a strategic partnership with the EU. In 2014, the Council of Europe and the European Commission signed a Statement of Intent to strengthen co-operation.

It was followed by the agreement on a 'Programmatic Cooperation Framework' (PCF) – renamed as the Partnership for Good Governance (PGG) in June 2017. Co-funded by the European Union and the Council of Europe (85% vs. 15%) and implemented by the latter, the PGG budget is €36 million (2015-2018) for the six countries of the Eastern Partnership.

The EU-Council of Europe Joint Programme Towards Strengthened Democratic Governance in the Southern Mediterranean (2015-17) is worth €7.4 million (95% funded by the EU, 5% by the CoE), and the Horizontal Facility for the Western Balkans and Turkey (2016-19) is worth €25 million (80% funded by the EU, 20% by the CoE).

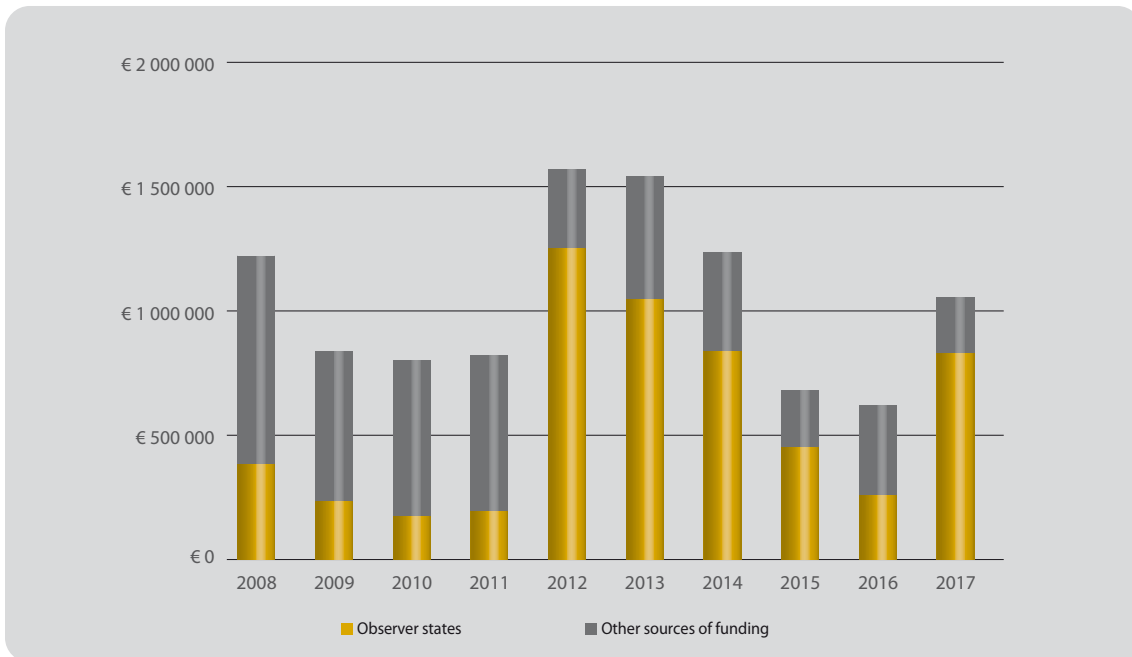
Figure 5 – Receipts from the EU 2008-2017



Receipts from observer states and other sources⁶ of funds

Observer states⁷ provided a total of €831 116 in voluntary contributions to the Council of Europe. Observer states accounted for 1.4% of the total extra-budgetary receipts in 2017, up from 0.4% recorded a year ago. Other partner countries and non-state actors⁸ provided €223 380, corresponding to 0.4% of the total in 2017 (0.6% in 2016).

Figure 6 – Receipts from observer states and other sources of funds 2008-2017



Further details on voluntary contributions received by donor are provided in the appendices.

6. Non-governmental or non-sovereign organisations.

7. Holy See, Japan and the United States of America.

8. Aga Khan Development Network, Charta 77 Foundation, Faroe Islands, Gibraltar, Isle of Man, Israel, Moscow State Linguistic University, Nordic Council of Ministers, Organisation internationale de la Francophonie, States of Guernsey, States of Jersey and Vaclav Havel Library.

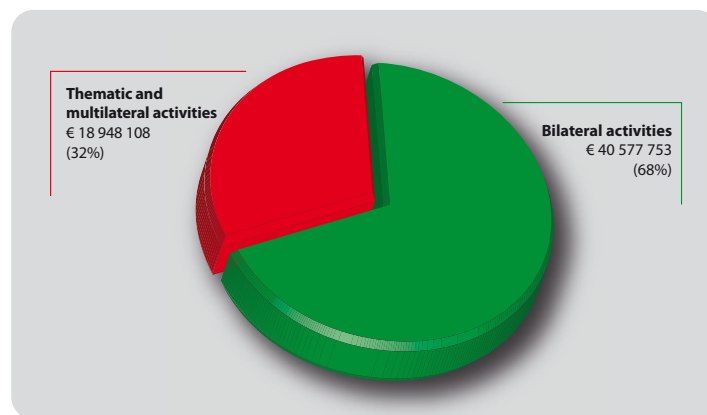
Distribution of extra-budgetary resources in 2017

Extra-budgetary resources support projects approved within the framework of the Council of Europe's Programme and Budget. These resources are a major source of funding for the Organisation's assistance activities carried out through country-specific action plans or co-operation documents and thematic actions endorsed by the Committee of Ministers upon request, including targeted assistance to neighbouring countries.

The total amount of €59 525 860 received in voluntary contributions were allocated as follows:

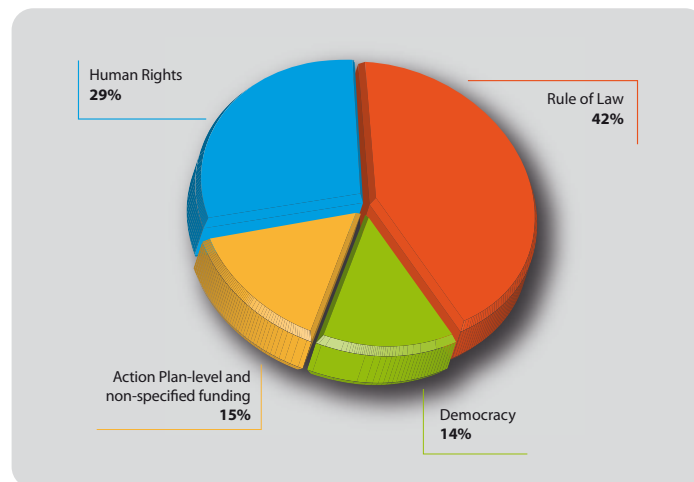
- ▶ 68% to **bilateral activities**⁹,
- ▶ 32% supported **thematic and multilateral activities**¹⁰.

Figure 7 – Distribution of extra-budgetary resources in 2017



In 2017, 42% of total extra-budgetary receipts (€24 779 709) supported the Organisation's rule of law pillar. 29% (€17 399 625) of the receipts were allocated to human rights activities and 14% (€8 605 474) went into activities supporting democracy. Fifteen percent (€8 741 053) of receipts were not earmarked, and thus supported country-specific or thematic action plans or co-operation documents. The increase in unearmarked contributions to 15% in 2017 from 12% a year ago improves the Organisation's capacity to address emerging cooperation needs in a more flexible manner.

Figure 8 – Distribution of extra-budgetary receipts in terms of the Organisation's three pillars: Human Rights, Rule of Law and Democracy



9. Here and throughout this document, bilateral activities refer to country-specific activities.

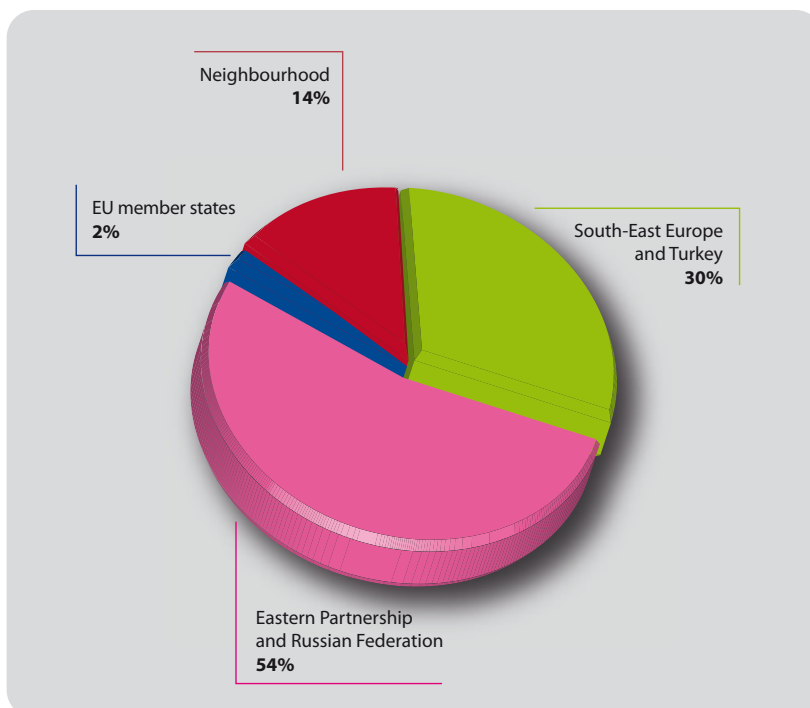
10. Here and throughout this document, multilateral activities refer to activities benefiting several countries and/or all member states.

BILATERAL OR COUNTRY-SPECIFIC CO-OPERATION

In 2017, from a total of €40 577 753 allocated to bilateral or country-specific activities:

- ▶ 54% went in favour of countries in Eastern Europe¹¹ (48% in 2016);
- ▶ 30% benefited projects in countries in South-East Europe¹² and in Turkey (38% in 2016);
- ▶ 14% supported projects in the neighbourhood countries (11% in 2016);
- ▶ 2% benefited projects in EU member states (3% in 2016).

Figure 9 – Geographical distributions of extra-budgetary receipts to bilateral or country-specific activities



Eastern Europe (Eastern Partnership countries and the Russian Federation) – €21 751 069

Voluntary contributions to the region increased by 7% compared to 2016, reaching €21 751 069. Eighteen Council of Europe member states provided bilateral voluntary contributions to the region for a total amount of €10 426 987 (48% of the total). The remaining €11 324 082 (52%) were received from the EU.

Norway was the largest bilateral donor to the region, accounting for 22.3% of total voluntary contributions. Norway was followed by Sweden (5.5%), Switzerland (5.4%), Denmark (4.7%), United Kingdom (2.7%) and the United States of America (1.5%). Contributions from 11 other member states¹³ represented the remaining 5.9%, of which 3.7% were channelled through the HRTF.

Ukraine was the largest beneficiary country in the region. Cooperation activities in Ukraine received €7 411 459, representing 34% of the allocations to the region. Ukraine's share in overall extra-budgetary resources to the Council of Europe remained stable at 12% between 2016 and 2017.

The Republic of Moldova has become the second largest beneficiary in the region, receiving 18% of the total voluntary contributions targeting the region. Azerbaijan remained in third place with 14%, followed by Georgia (13%) and Armenia (13%). Belarus benefited from 5% of the voluntary contributions to the region, whereas the Russian Federation's share decreased to 3%.

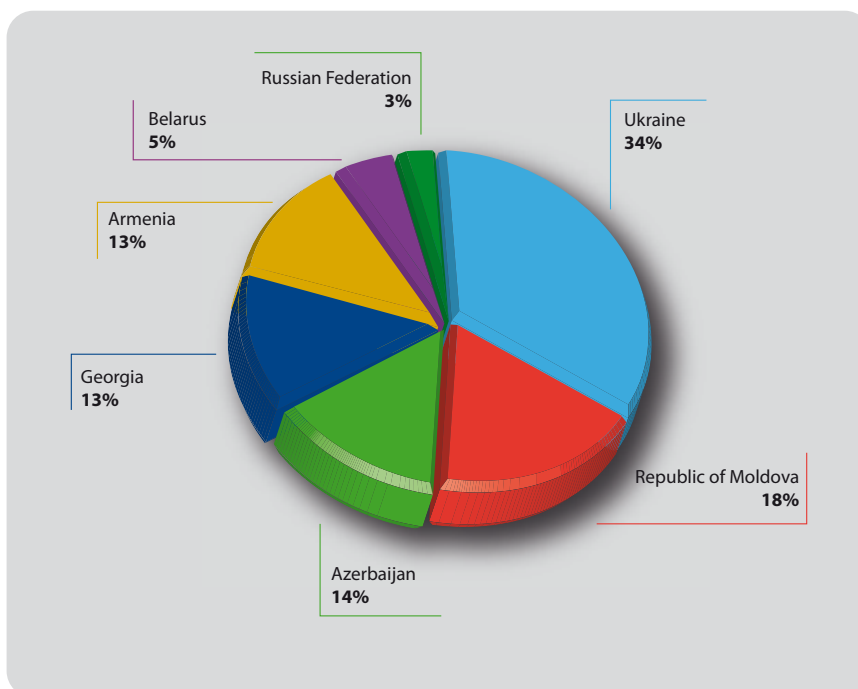
11. Eastern Partnership countries (Armenia, Azerbaijan, Georgia, the Republic of Moldova, Ukraine and Belarus) and the Russian Federation.

12. Albania, Bosnia and Herzegovina, Montenegro, Serbia, "the former Yugoslav Republic of Macedonia" and Kosovo*.

13. Bulgaria, Czech Republic, Estonia, Finland, France, Ireland, Japan, Liechtenstein, Lithuania, Netherlands and Turkey.

* All reference to Kosovo, whether the territory, institutions or population, in this text shall be understood in full compliance with United Nations Security Council Resolution 1244 and without prejudice to the status of Kosovo.

Figure 10 – Distribution of extra-budgetary resources in Eastern Europe



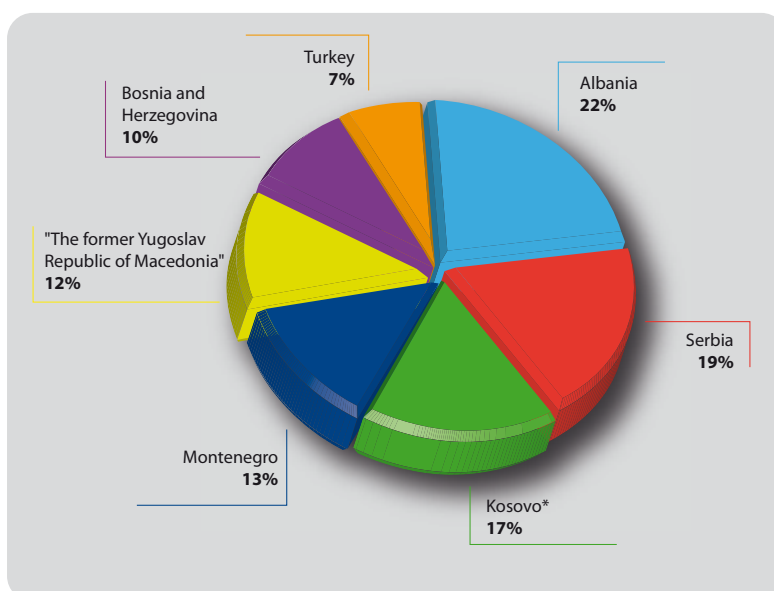
Voluntary contributions facilitated women's access to justice in Eastern Europe

- ▶ With the help of extra-budgetary resources, the Council of Europe implemented a regional project on women's access to justice in Armenia, Azerbaijan, Georgia, the Republic of Moldova, Ukraine and Belarus. Experts prepared five comprehensive studies analysing the barriers, remedies and good practises affecting women's access to justice in these six Eastern Partnership countries. The studies identified specific legal, procedural, socio-economic and cultural challenges, while providing country-specific recommendations to improve women's legal protection. In parallel, the project contributed to the capacity development of national legal training institutions, by assisting the preparation and implementation of curriculum for legal professionals dealing with non-discrimination on the basis of gender, violence against women and domestic violence, family and labour law.
- ▶ In the framework of a project preventing and combatting violence against women and domestic violence in Ukraine, the Council of Europe assisted in drafting the laws on "Preventing and Combating Domestic Violence" and on "Amendments to the Criminal Code and the Code of Criminal Procedure". These two laws were adopted by Verkhovna Rada in 2017 and integrated the main provisions of the Istanbul Convention into the national legal system.
- ▶ Finland provided a seconded national expert to the Council of Europe office in Kyiv, who worked as a gender advisor not only for the work in Ukraine but also other countries in the region and played a prominent role mainstreaming the gender dimension of co-operation activities.

South-East Europe and Turkey – €12 161 712

Voluntary contributions received for the region decreased by 23% to € 12 161 712 in 2017. The EU was the largest single donor in this region, providing 81.9% of the total volume of the receipts. Switzerland accounted for 6.3% of the contributions to the region, followed by Denmark (4.5%) and Norway (4.4%). The HRTF, the United Kingdom and Liechtenstein together provided the remaining 2.9%.

Figure 11 – Distribution of extra-budgetary receipts in South-East Europe and Turkey



Albania has become the leading beneficiary in the region, whose share increased from 12% in 2016 to 22% in 2017. Albania was followed by Serbia (19%), Kosovo* (17%), Montenegro (13%), "the former Yugoslav Republic of Macedonia" (12%) and Bosnia and Herzegovina (10%). Turkey's share was 7% in 2017, down from 32% recorded a year ago.

Extra-budgetary resources supported Roma participation in politics

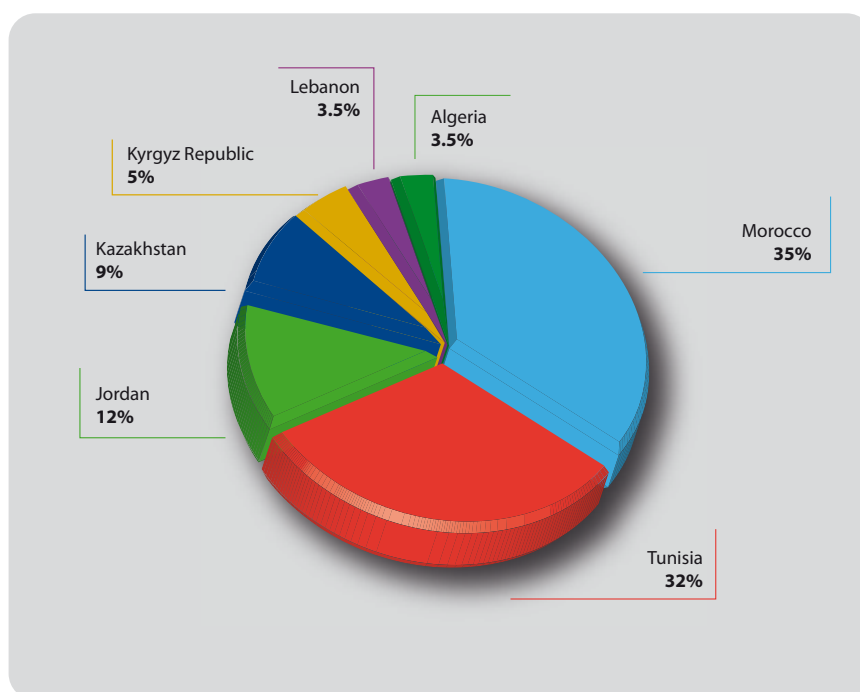
The European Training Programme on intercultural mediation for Roma communities (ROMED) had a significant impact on the political participation and the visibility of Roma as active citizens in democratic societies. ROMED brought about real change in the local dynamics of citizens' participation. In Bosnia and Herzegovina, twenty Roma persons participated in the first Roma Political Academy. They received training on political participation, just prior to the local elections held in the country in 2016. Subsequently, ten of them were elected in the Municipal Councils of ten different municipalities, and took office in 2017.

Neighbourhood – €5 672 030

Voluntary contributions benefiting the neighbourhood region increased by 19% to € 5 672 030. These contributions supported projects in favour of seven beneficiaries in the Southern Mediterranean and Central Asia¹⁴. The EU was the leading donor to the region under Joint Programmes, providing 84% of the total. Contributions from Norway accounted for 15%, while Monaco and United Kingdom together provided the remaining 1%.

Morocco and Tunisia remained the main beneficiaries in this region, receiving 35% and 32% of the funding, respectively. For these two Southern Mediterranean countries, the leading donors were the EU (77%) and Norway (22%), followed by Monaco (1%). Other neighbourhood countries receiving voluntary contributions in 2017 were Jordan (12%), Kazakhstan (9%), the Kyrgyz Republic (5%), Lebanon (3.5%) and Algeria (3.5%).

Figure 12 – Distribution of extra-budgetary receipts in the Neighbourhood



Tunisia adopted international standards on data protection and media freedom

The Council of Europe implemented a co-operation project on personal data protection in Tunisia. As a result, Tunisia became a contracting party to the Convention for the Protection of individuals with regard to automatic processing of personal data and its additional protocol regarding supervisory authorities and trans-border data flows. Tunisia thus has become the 51st Party to Convention No. 108. The Convention and its Protocol entered into force on 1 November 2017.

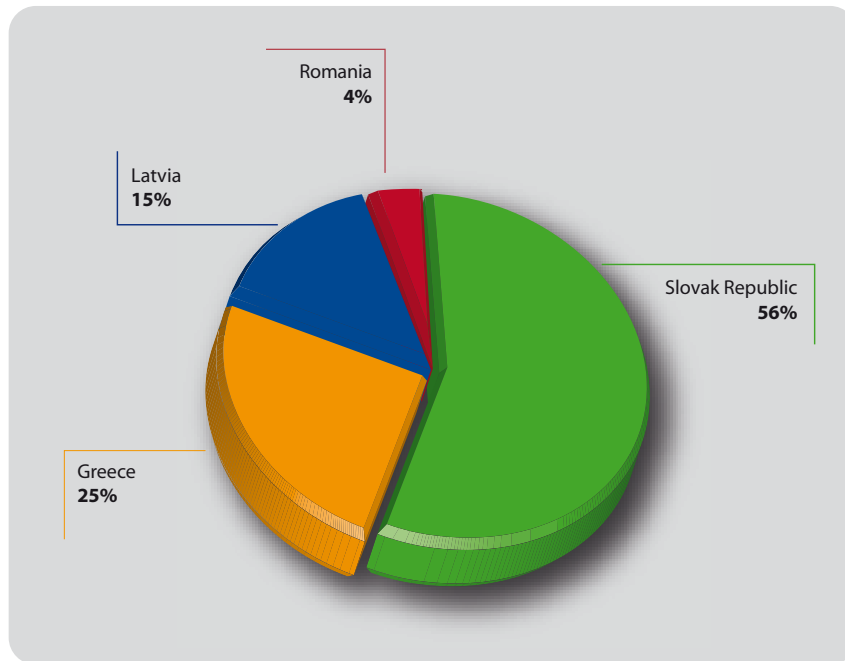
From 2015 to 2017, the Council of Europe implemented a project aimed at strengthening the legal and institutional framework for freedom of expression and freedom of the media in Tunisia, in line with international and Council of Europe standards. In co-operation with the main stakeholders in the media sector and other international organisations working in Tunisia, the project supported the reform of the media related legal framework, the independence and effective functioning of the regulatory body competent for audio-visual communications, and the transition to a genuine public service media.

14. Algeria, Jordan, Kazakhstan, Kyrgyz Republic, Lebanon, Morocco and Tunisia.

EU member states – €992 942

Voluntary contributions received in favour of co-operation in EU member states amounted to €992 942 in 2017, decreasing by 10% as compared to 2016. Four EU member states received voluntary contributions: Slovak Republic (56% of the total), Greece (25%), Latvia (15%) and Romania (4%). Contributions for the Slovak Republic and Latvia originated from the very same countries. Contributions to Greece came from the EU, whereas the activities in Romania were funded within the framework of the EEA and Norway Grants. Three-quarters of the contributions supported the activities under the rule of law pillar, while the remaining 25% went to democracy.

Figure 13 – Distribution of extra-budgetary receipts in EU member states



The Council of Europe supported local government reform efforts in Greece

From September 2016 to March 2018, the Council of Europe provided policy advice assistance to the Hellenic Ministry of Interior to support the on-going revision of the “Kallikratis” reform, the national legislation on local government. The project was implemented by the Council of Europe’s Centre of Expertise for Local Government Reform, with the support of the Institute of Local Administration, the Regional Development Agency and the Hellenic Agency for Local Development and Local Government. More than 70% of Greek municipalities were involved in the project. The Council of Europe prepared policy advice reports on five key areas of local governance:

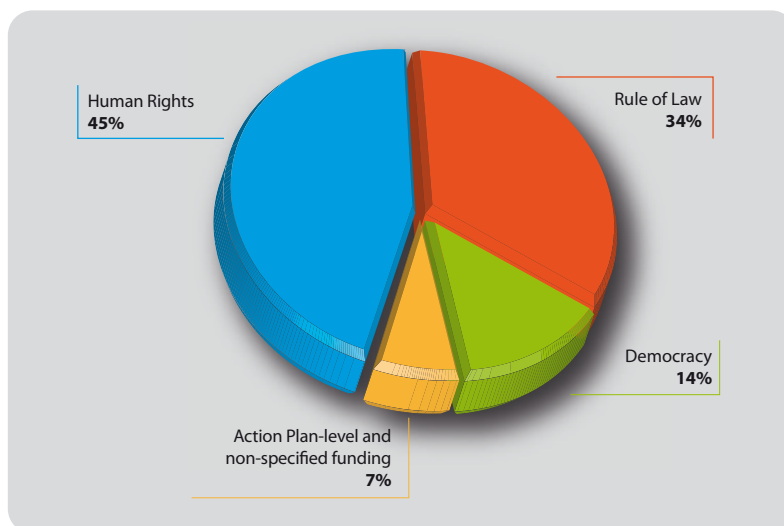
- ▶ Improvement of distribution and exercise of competences in island municipalities;
- ▶ Intergovernmental fiscal relations and local financial management;
- ▶ Improvement of the fiscal monitoring system in local government;
- ▶ Peer review report - Distribution of competences between the state and local authorities of both tiers;
- ▶ Governance of metropolitan areas.

The project provided a solid base of data and evidence with a view to informing the revision of the institutional framework. Policy recommendations, tools ensuring increased engagement of citizens in local decision making, and performance indicators to monitor municipalities are available on-line.

THEMATIC AND MULTILATERAL CO-OPERATION

Voluntary contributions to thematic and multilateral cooperation activities amounted to €18 948 108 in 2017, decreasing by 2%. By pillar of the Programme and Budget, human rights received 45% of contributions targeting thematic and multilateral activities, followed by rule of law (34%) and democracy (14%).

Figure 14 – Distribution of thematic and multilateral co-operation activities in field of Human Rights, Rule of Law and Democracy

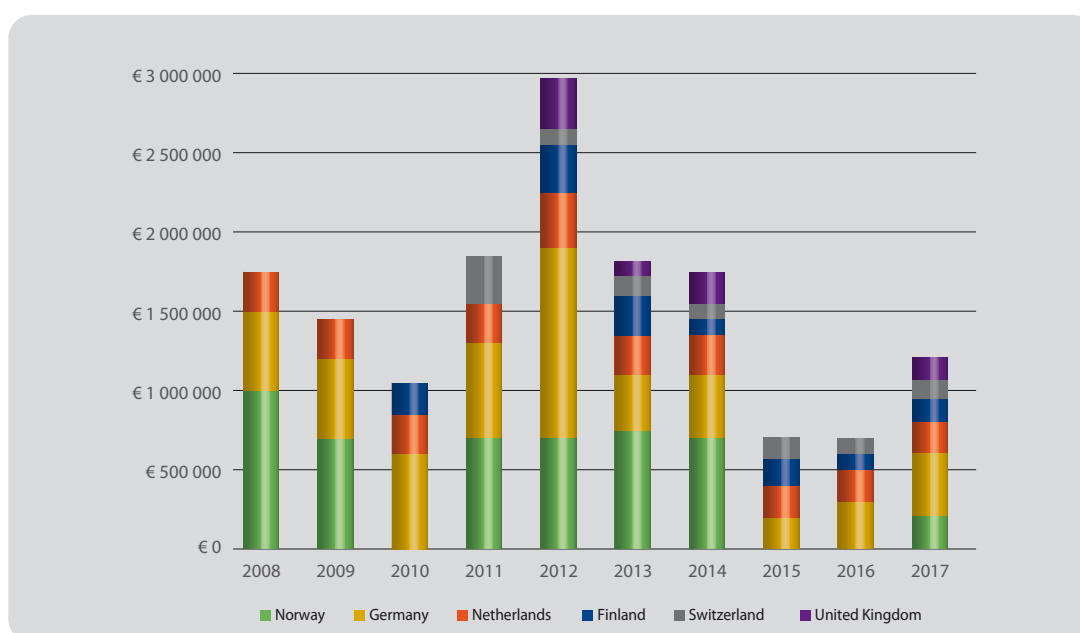


The Human Rights Trust Fund (HRTF)

The Council of Europe's HRTF supports co-operation and dialogue with member states to ensure national application of the European Convention on Human Rights. The Fund, which brings together Norway, Germany, the Netherlands, Finland, Switzerland and the United Kingdom, provides funding to several Council of Europe bodies and their co-operation activities.

From 2008 to 2017, the HRTF collected a total of €15 262 540. In 2017, the total amount of the contributions to the HRTF was €1 212 426, compared to €700 000 in 2016 and €708 000 in 2015.

Figure 15 – Contributions by member states to the HRTF¹⁵ in the period 2008–2017



15. Listed in order of membership to the HRTF

HRTF supported police and prison reform in Bulgaria

The improvement of the prison system, and in particular detention conditions, health care in prisons and alternative measures to imprisonment are among the priorities of the Ministry of Justice of Bulgaria. A Council of Europe project funded by the HRTF helped the authorities to achieve concrete and positive results in all these fields during its implementation from 1 November 2016 to 30 January 2018. Such improvements are also closely surveyed by the Council of Europe's Committee of Ministers under the execution procedure of the pilot-judgment *Neshkov and Others v. Bulgaria*.

A training curriculum was developed for magistrates on prohibition of torture, inhuman and degrading treatment. It focused on prison conditions, assessment of prisoners' complaints and awarding compensation. A pool of national trainers of judges was established, subsequently delivering training to 44 judges on the newly introduced remedies available for prisoners to challenge the conditions of detention. Some 70 judges were thoroughly introduced to effective preventive and compensatory remedies and they are expected to use them in daily practice.

Medical and non-medical prison staff were introduced to European standards and best practices on medical ethics, and provision of mental health care in prisons.

A rehabilitation programme for sentenced persons was developed with a focus on vulnerable groups (in particular women and life sentenced prisoners) and a number of psychologists and social workers in prison were trained to deliver it. A training programme for prison staff and a set of operational guidelines for prison managers on preventing and combating ill-treatment, inter-prisoner violence and corruption in prison were drafted and presented to the relevant authorities for their swift adoption.

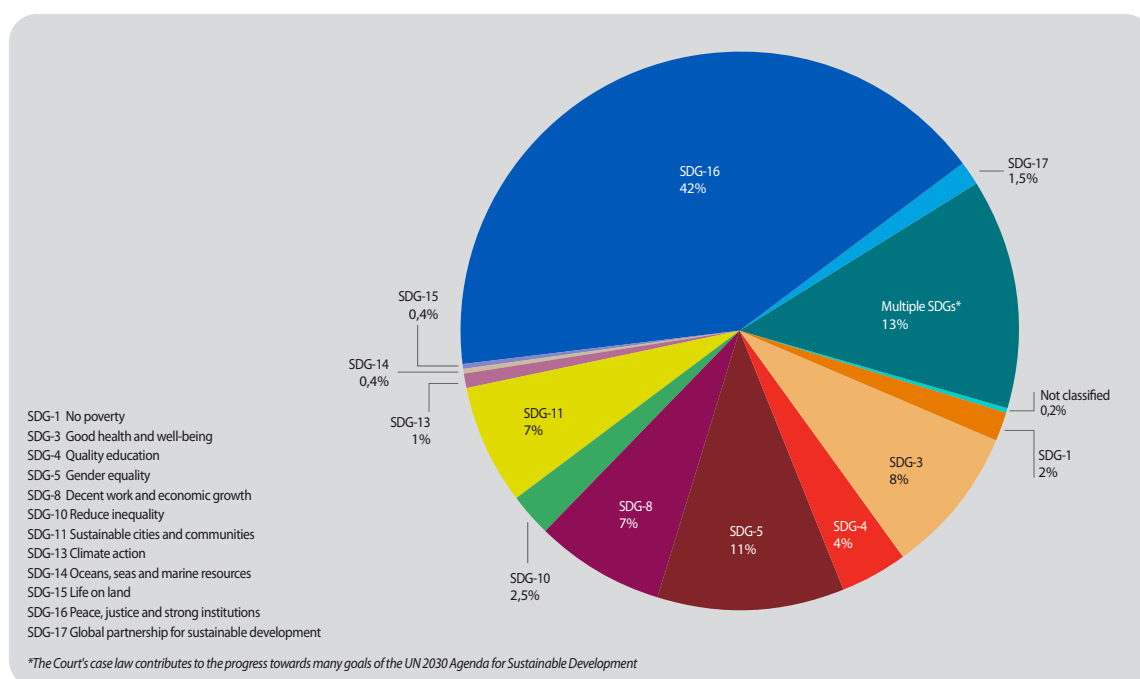
The project made an important contribution to prison reform in Bulgaria, in line with European standards, in particular the European Convention on Human Rights, and standards and recommendations of the Committee for Prevention of Torture and Inhuman or Degrading Treatment or Punishment. It addressed issues related to the effective implementation of preventive and compensatory remedies to challenge conditions of detention, preventing and combating ill-treatment, inter-prisoner violence and corruption in prisons.

CONTRIBUTION TO SUSTAINABLE DEVELOPMENT GOALS

With its global and overarching political approach, the United Nations (UN) 2030 Agenda for Sustainable Development has been highly relevant for the Council of Europe, which has, from the outset, contributed to the process which led to the adoption of the UN 2030 Agenda. Most, if not all, of the Council of Europe's activities are relevant for and contribute to the implementation of Agenda 2030. In this context, as of the 2018-2019 biennium, the Council of Europe's programme of activities and budget indicates, where relevant, the specific Sustainable Development Goals (SDGs).

Data suggests that 99.8% of extra-budgetary resources contributed to the achievement of one or more of the sustainable development goals. Accordingly, extra-budgetary contributions primarily supported SDG-16 Peace, justice and strong institutions (42%), followed by SDG-5 Gender equality (11%), SDG-3 Good health and well-being (8%), SDG-8 Decent work and economic growth (7%) and SDG-11 Sustainable cities and communities (7%). The European Court of Human Rights' case law contributed to the progress towards many goals of the UN 2030 Agenda for Sustainable Development.

Figure 16 – Council of Europe support to UN 2030 Agenda for Sustainable Development via voluntary contributions (% share in total, 2017)



Strategic programming and donor relations

STRATEGIC PARTNERSHIPS

■ The Council of Europe promotes longer-term framework co-operation agreements and multi-annual agreements with key partners and donors to facilitate strategic and effective partnerships and ensure predictable and flexible funding.

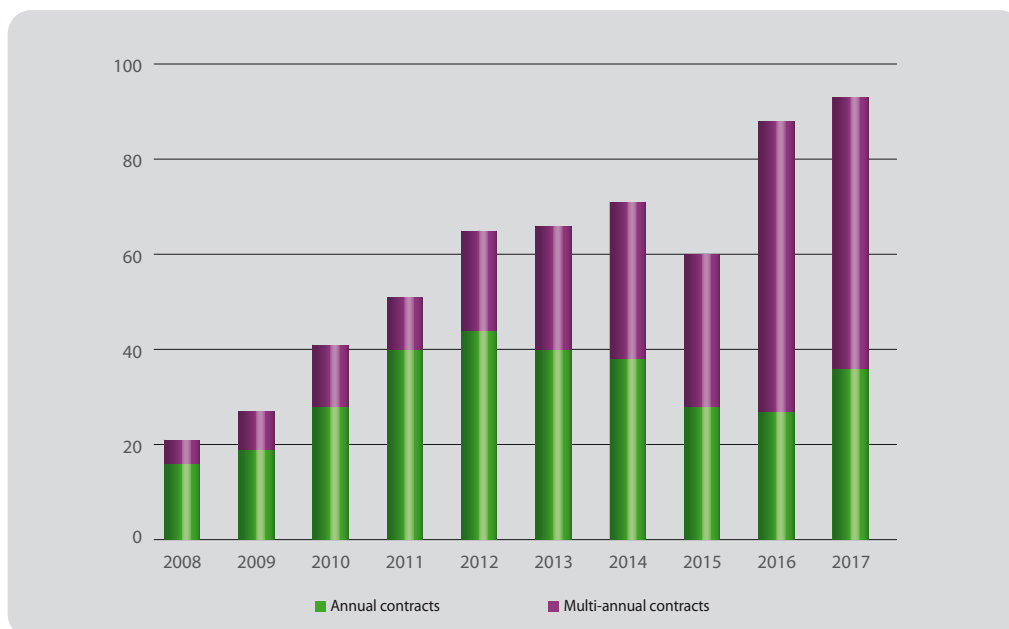
Strategic partnerships with member states

A framework co-operation agreement with the Swedish International Development Cooperation Agency (SIDA) provides for a financial contribution of SEK 80.1 million (approximately €8.1 million) for the period 2015-18 in support of country action plans and co-operation documents in Eastern Europe.

Within a framework co-operation agreement, Norway approved approximately €6.5 million in unear-marked funding in 2017 in support of country action plans and co-operation documents for Armenia, Georgia, Republic of Moldova, Russian Federation, Ukraine, Belarus, and projects in Kosovo*. A total of approximately €33.5 million in voluntary contributions has been channelled through this agreement since 2011.

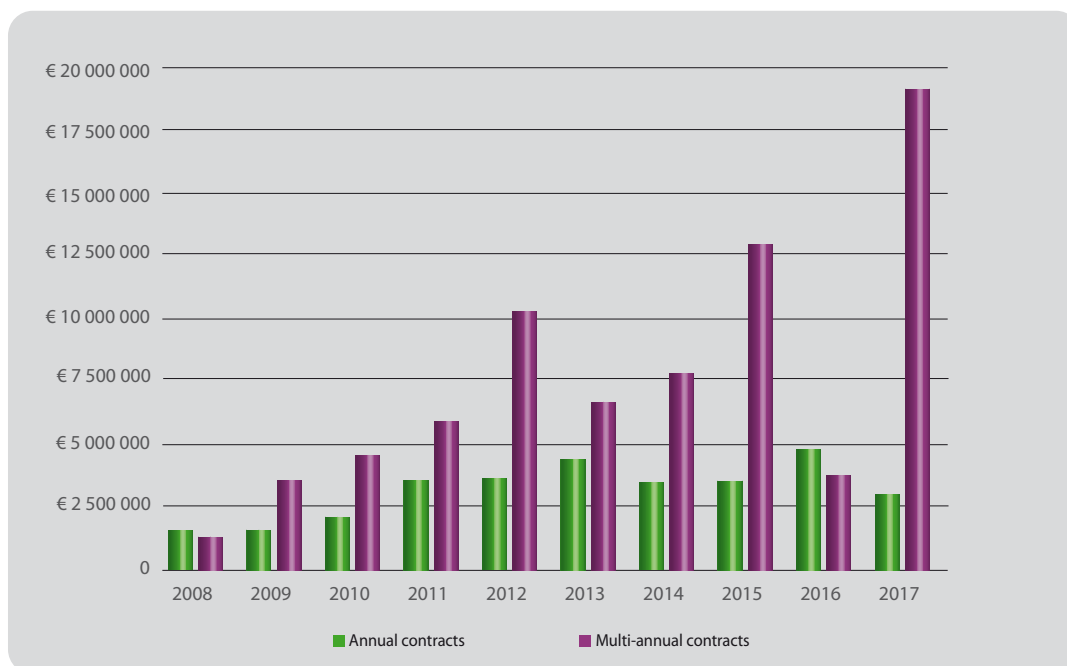
For strategic partnerships with the EU, please see page 10.

Figure 17 – Number of annual and multi-annual contracts 2008-2017



■ The figure above shows the evolution of the number of multi-annual and annual funding agreements signed by the Council of Europe in the period from 2008 to 2017. The number of multi-annual contracts per year increased from 5 in 2008 to 57 in 2017.

Figure 18 – Volume of annual and multi-annual contracts in 2008-2017



■ In 2017, the volume of multi-annual contracts signed reached a record €19 164 753.

■ The Council of Europe supports specific mechanisms such as trust funds to enable donors to channel longer-term funding to the Organisation. The Council of Europe’s Human Rights Trust Fund (HRTF) is an example of donors pooling resources to strengthen the impact of work on agreed objectives.

RESULT-BASED RESOURCE MANAGEMENT

■ The Organisation increasingly seeks to deliver on agreed priorities rather than individual projects and activities. Country Action Plans and co-operation documents have become the main instruments for describing strategic priorities of co-operation and the resources needed to achieve them. They are a valuable tool for pooling voluntary contributions that are not earmarked or only broadly earmarked.

EFFICIENT, STREAMLINED MANAGEMENT AND REPORTING OF EXTRA-BUDGETARY RESOURCES

■ Since the beginning of 2016, the Council of Europe has implemented a new project management methodology that covers planning, implementation and reporting. It aims to ensure better accountability at all stages of project implementation and to increase positive results through an amplified focus on target groups and the introduction of more quality checks in line with real needs. With a significant volume of extra-budgetary contributions now earmarked at sector or country level rather than project level, annual action plan level reports are prepared for donors.

MONITORING AND CONTROL SYSTEMS

■ Oversight, evaluation, audit and lessons learned form an important part of the Council of Europe co-operation programme cycle. Independent oversight is carried out through internal audit, evaluation and investigation to support the Secretary General, senior managers and all Council of Europe staff in fulfilling their responsibilities for the effective management of the Organisation’s resources.

■ In line with its Evaluation Policy, the Council of Europe measures the impact of its actions and improves the quality of on-going and future activities.

■ The Organisation's accounts and financial management are subject to independent, external auditing by the Supreme Audit Office (NIK) in Poland, for the period 2014-18. The Organisation has received unqualified audit opinions on its International Public Sector Accounting Standards (IPSAS)-compliant financial statements since 2007.

■ To ensure proper use of funds and resources, and protect its reputation and interests, the Council of Europe has established a comprehensive policy framework for dealing with fraud and corruption. A Council of Europe-wide risk management policy is applied as an integral part of day-to-day management to create and seize opportunities in an organised way and to ensure that objectives are met efficiently and effectively.

■ In 2016, the European Commission informed the Council of Europe that an external pillar assessment concerning the Organisation's internal control system, accounting system, independent external audit, and grants and procurement was concluded positively. Confirming that the Council of Europe has robust procedures in place, the assessment allows the European Union to entrust budget implementation tasks to the Organisation.

THE COUNCIL OF EUROPE AND OFFICIAL DEVELOPMENT ASSISTANCE

■ Since July 2014, the Council of Europe has been included on the OECD Development Assistance Committee list of international organisations eligible for Official Development Assistance (ODA), with a co-efficient of 40% applicable to member states' contributions to the Ordinary Budget. Voluntary contributions for country-specific action plans or projects, in countries or territories that are ODA-eligible, continue to be up to 100% reportable as bilateral ODA.

Conclusion

Extra-budgetary contributions are the main source of funding for the Council of Europe's co-operation activities. Although the overall volume declined slightly in 2017, extra-budgetary contributions remain an essential resource for Organisation. The Council of Europe's co-operation work aims to support member states and non-member states in implementing the Organisation's standards through targeted programmes and in close coordination with main international partners.

■ Ensuring long-term availability of resources on a predictable basis enables the effective and efficient planning and implementation of co-operation programmes by the Organisation. Thus, framework co-operation agreements and multiannual contracts with key partners and donors will continue to be actively promoted.

■ The Council of Europe's country-specific Action Plans and co-operation documents set strategic priorities of co-operation with beneficiary countries and the resources required to achieve them. These documents will continue to facilitate pooling of extra-budgetary resources. Unearmarked funding provides the necessary flexibility to react to new developments, or to pursue thematic or country-specific work. Therefore, the Organisation will continue to encourage unearmarked thematic or country-specific financing, in preference to the funding of individual projects.

■ Cooperation projects are implemented by the Council of Europe's Major Administrative Entities (MAEs) responsible for the relevant area, which have expert knowledge and access to unique experts. Field offices also play a key role in coordination and implementation, in accordance with the decentralization policy applying to co-operation.

■ The Office of the Directorate General of Programmes (ODGP) coordinates these activities, and develops and oversees the implementation of country-specific Action Plans and framework co-operation documents. It has Organisation-wide responsibility for donor relations and mobilising extra-budgetary resources, including the overall coordination and development of long-term donor partnerships.

For more information on how to contribute to the Council of Europe,
please contact the Secretariat at the following address:

**Resource Mobilisation and Donor Relations Division
Office of the Directorate General of Programmes
RMDR@coe.int – www.coe.int/programmes**

- ▶ Mr Matthew Barr, Head of Division
Tel. +33 (0)3 88 41 21 65
Matthew.Barr@coe.int
- ▶ Mr Alberto Maynar-Aguilar, EU member states
Tel. + 33 (0)3 88 41 39 74
Alberto.Maynar-Aguilar@coe.int
- ▶ Mr Güray Vural, Eastern Partnership countries,
Russian Federation, Central Asia
Tel. + 33 (0)3 88 41 21 72
Guray.Vural@coe.int
- ▶ Mr Krzysztof Zyman, Western Balkans, Turkey,
North Africa
Tel. +33 (0)3 88 41 26 90
Krzysztof.Zyman@coe.int
- ▶ Ms Jennifer Trudeau, Contractual arrangements
Tel. +33 (0)3 88 41 21 56
Jennifer.Trudeau@coe.int
- ▶ Ms Ewa Berkowicz-Goire, Donor mapping
Tel. +33 (0)3 90 21 59 17
Ewa.Berkowicz@coe.int
- ▶ Ms Frédérique Privat de Fortunié,
Administrative support
Tel. +33 (0)3 88 41 28 35
Frederique.Privat-de-fortunie@coe.int
- ▶ Ms Jeannine O’Kane, Administrative support
Tel. +33 (0)3 88 41 33 90
Jeannine.OKane@coe.int
- ▶ HRTF website:
www.coe.int/humanrightstrustfund

APPENDIX 1

Donor profiles 2017



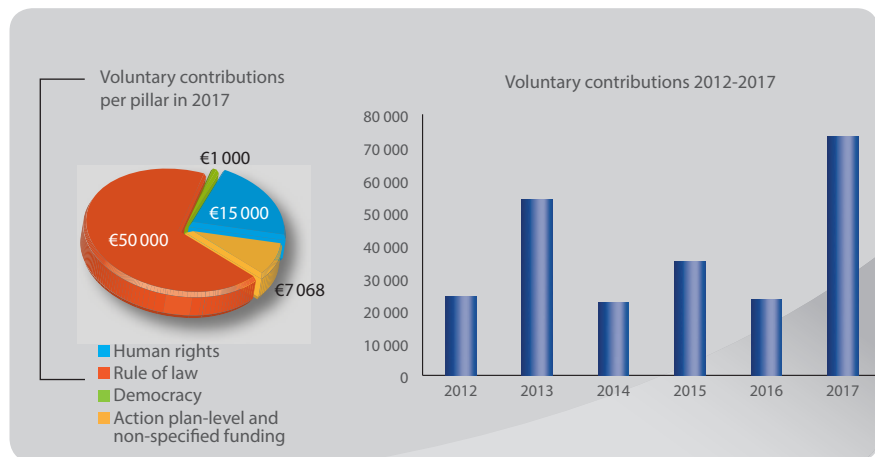
Albania

Voluntary contribution:
None
Member state ranking:
Did not contribute
Ranking per capita:
Did not contribute



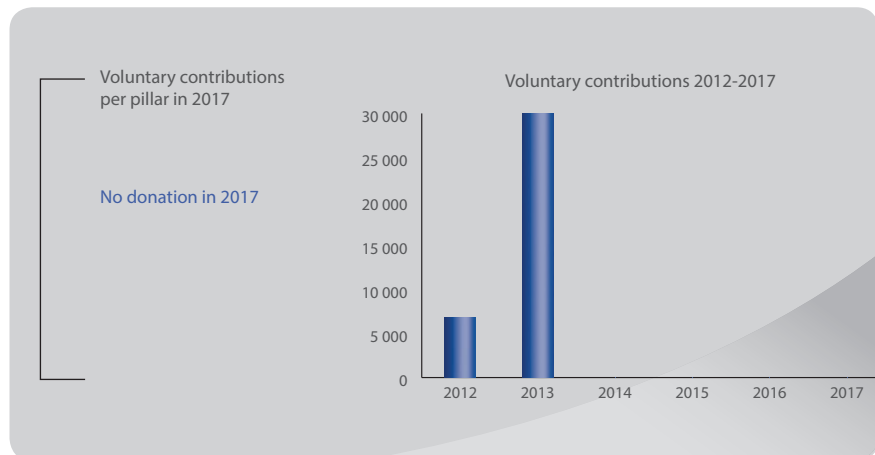
Andorra

Voluntary contribution:
€73 068
Member state ranking:
21/47
Ranking per capita:
4/47



Armenia

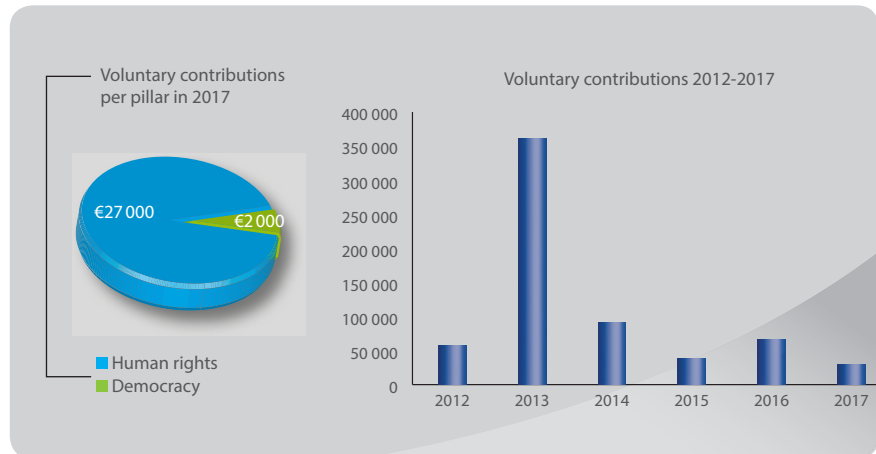
Voluntary contribution:
None
Member state ranking:
Did not contribute
Ranking per capita:
Did not contribute





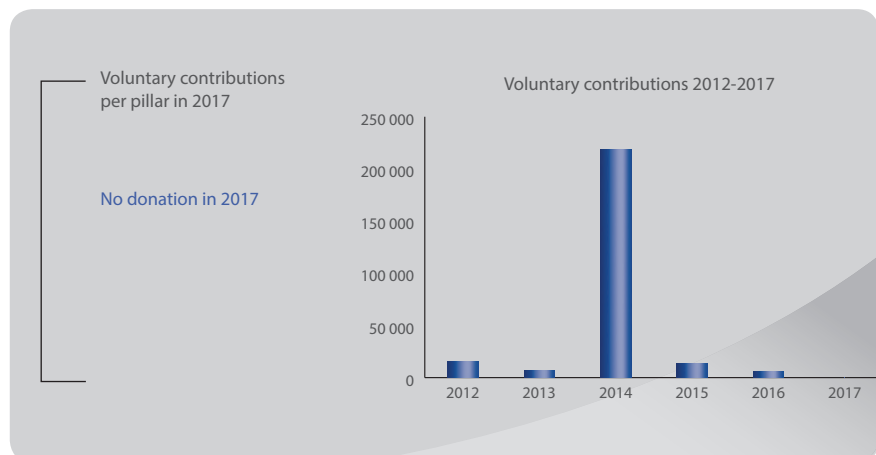
Austria

Voluntary contribution:
 €29 000
 Member state ranking:
 27/47
 Ranking per capita:
 26/47



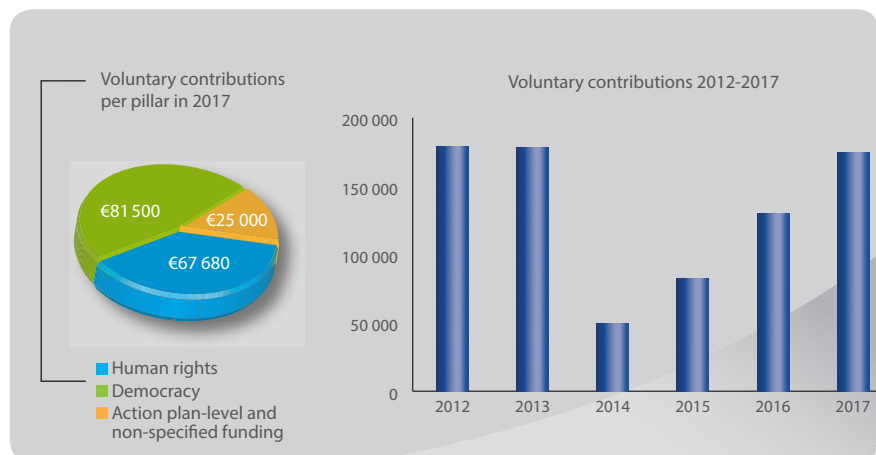
Azerbaijan

Voluntary contribution:
 None
 Member state ranking:
 Did not contribute
 Ranking per capita:
 Did not contribute



Belgium

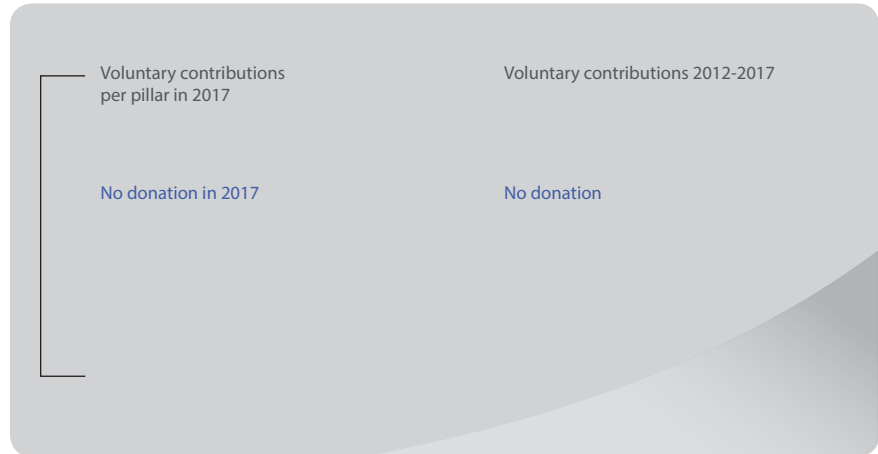
Voluntary contribution:
 €174 180
 Member state ranking:
 12/47
 Ranking per capita:
 16/47





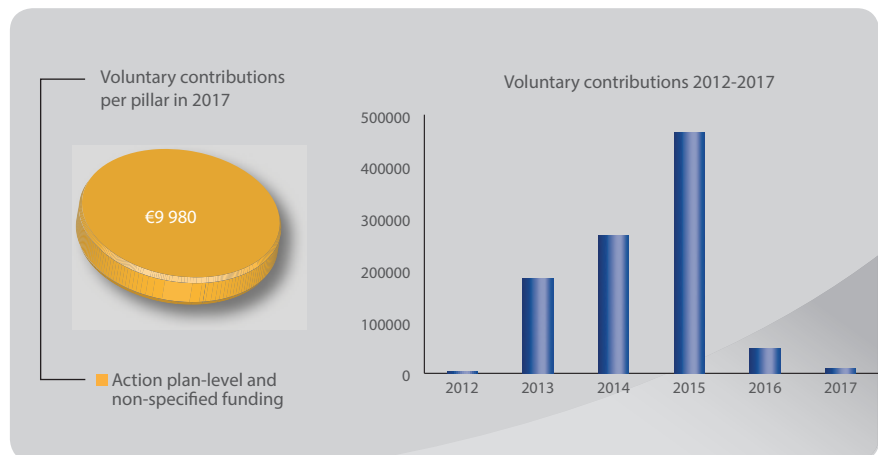
Bosnia and Herzegovina

Voluntary contribution:
None
Member state ranking:
Did not contribute
Ranking per capita:
Did not contribute



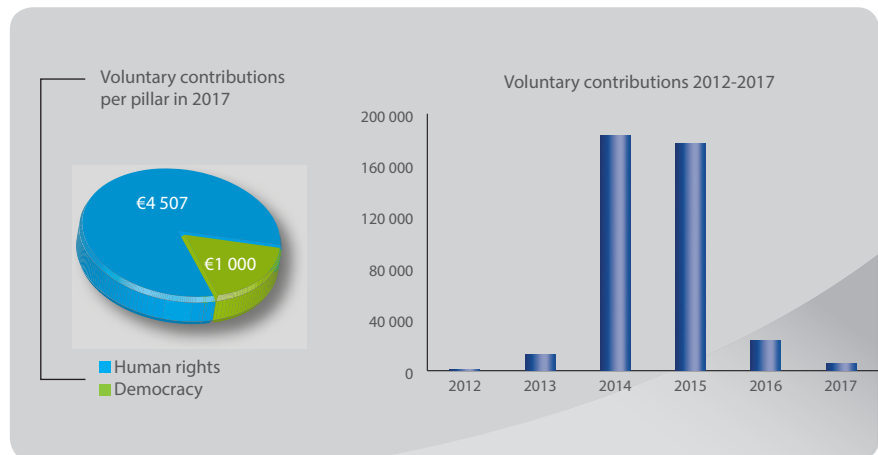
Bulgaria

Voluntary contribution:
€9 980
Member state ranking:
32/47
Ranking per capita:
30/47



Croatia

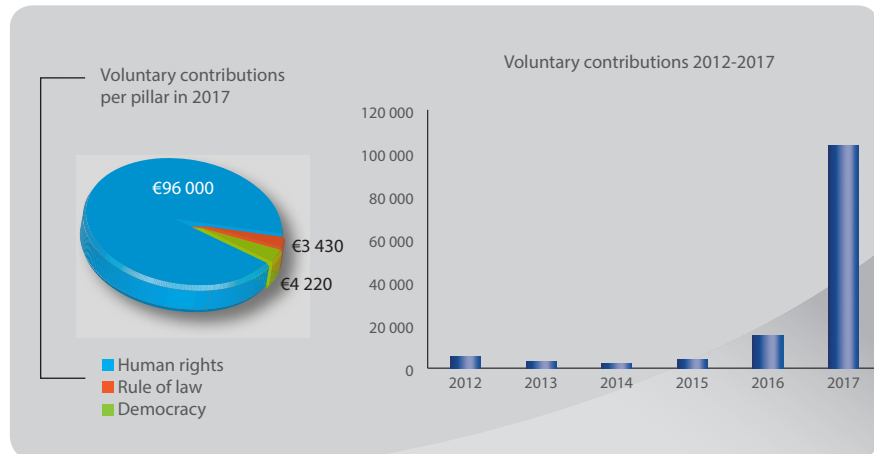
Voluntary contribution:
€5 507
Member state ranking:
33/47
Ranking per capita:
31/47





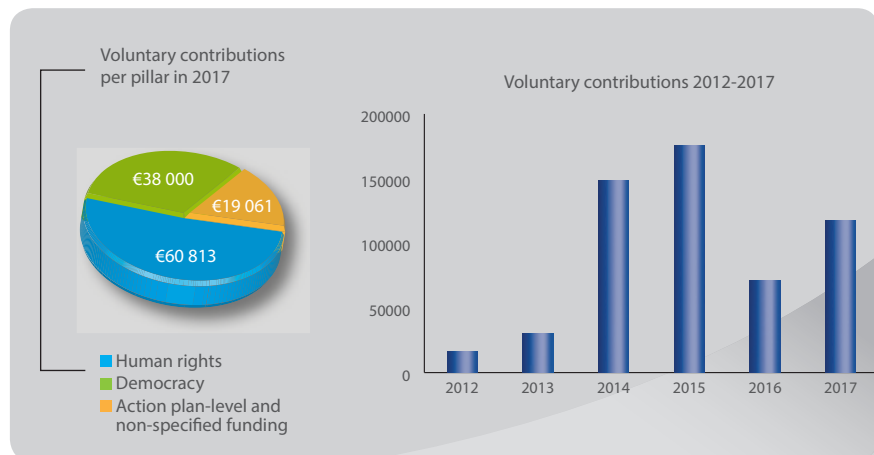
Cyprus

Voluntary contribution:
 €103 650
 Member state ranking:
 20/47
 Ranking per capita:
 9/47



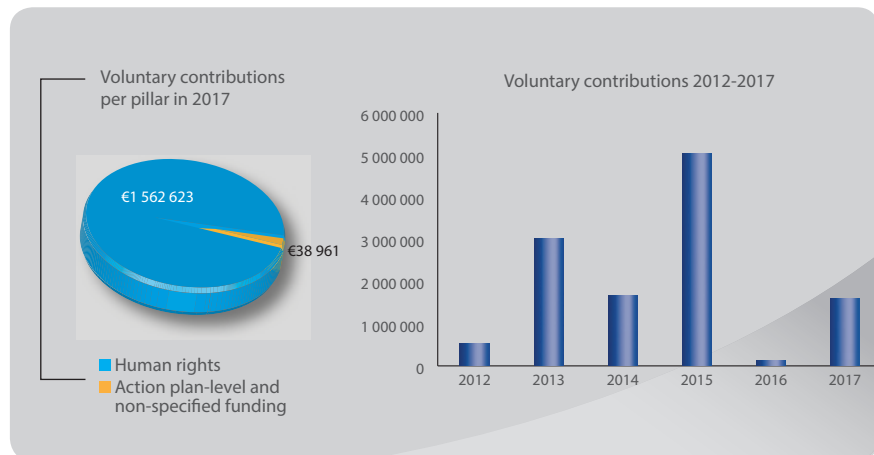
Czech Republic

Voluntary contribution:
 €117 874
 Member state ranking:
 19/47
 Ranking per capita:
 21/47



Denmark

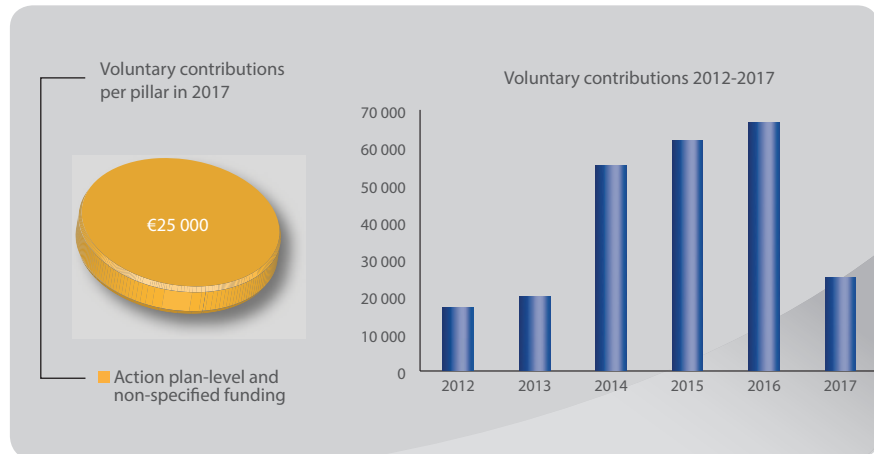
Voluntary contribution:
 €1 601 584
 Member state ranking:
 3/47
 Ranking per capita:
 6/47





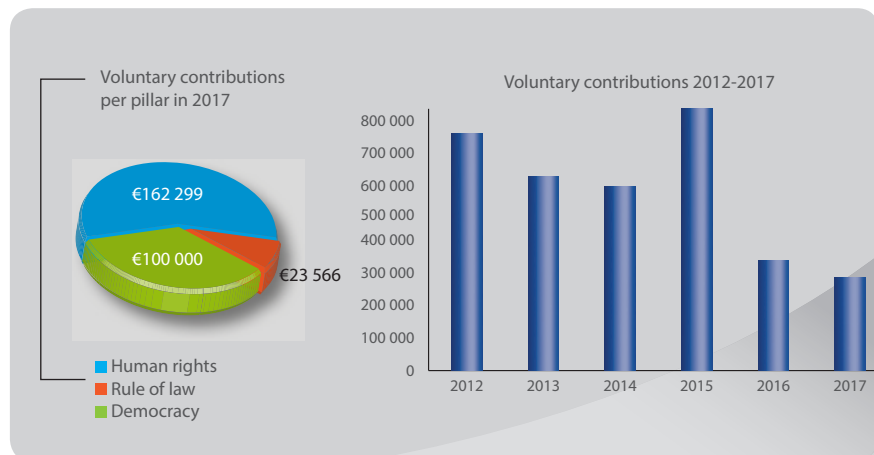
Estonia

Voluntary contribution:
 €25 000
 Member state ranking:
 28/47
 Ranking per capita:
 15/47



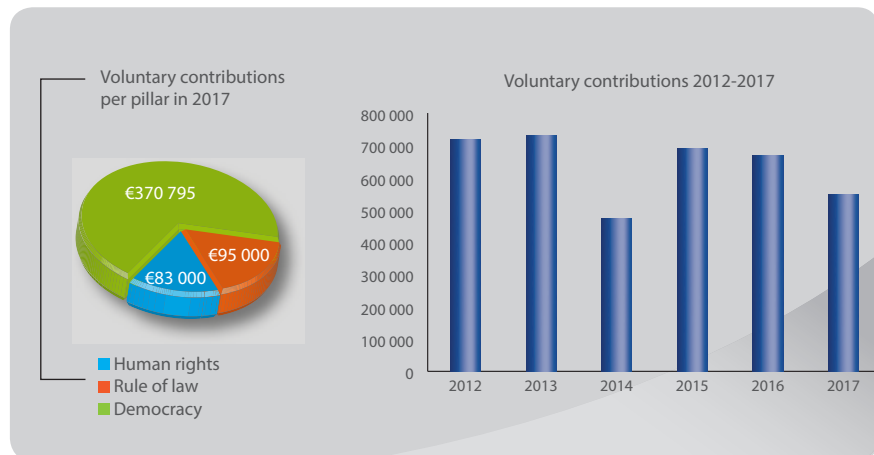
Finland

Voluntary contribution:
 €285 865
 Member state ranking:
 10/47
 Ranking per capita:
 13/47



France

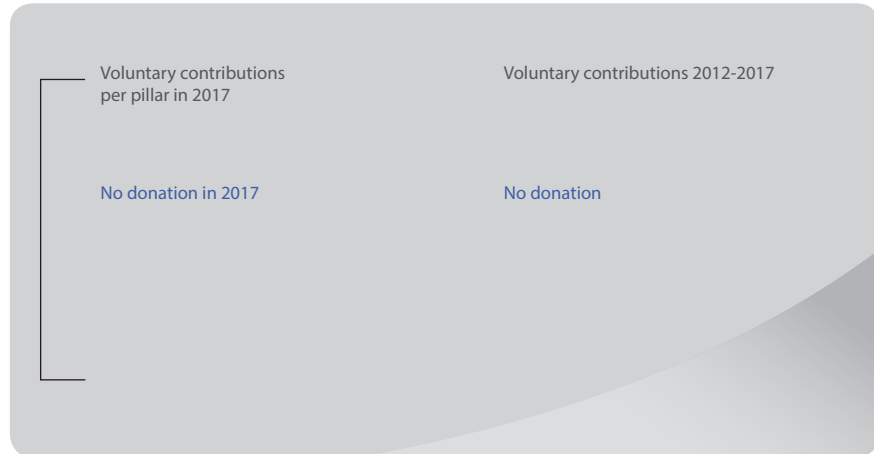
Voluntary contribution:
 €548 795
 Member state ranking:
 7/47
 Ranking per capita:
 22/47





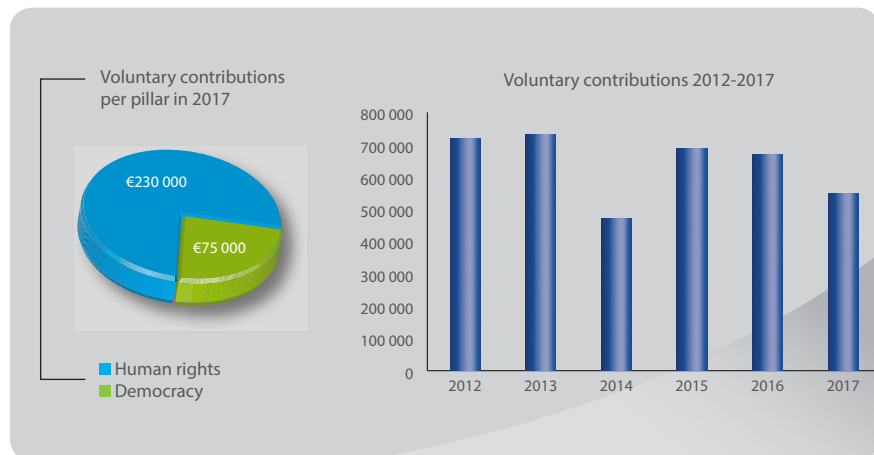
Georgia

Voluntary contribution:
None
Member state ranking:
Did not contribute
Ranking per capita:
Did not contribute



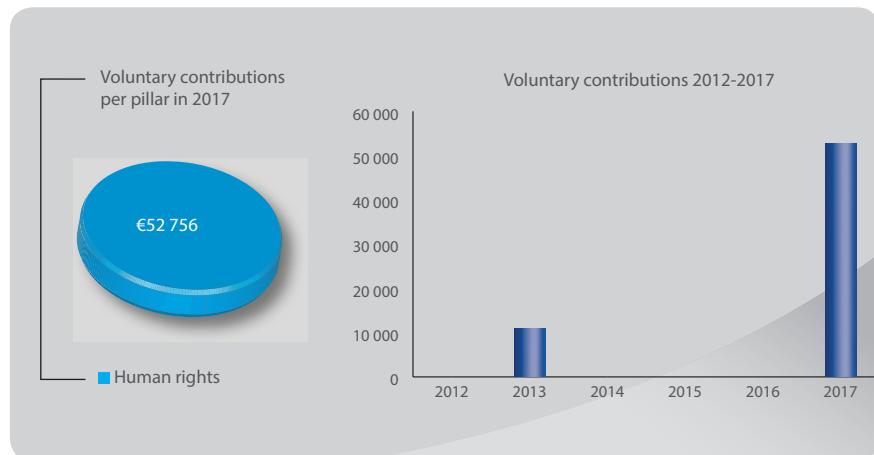
Germany

Voluntary contribution:
€305 000
Member state ranking:
9/47
Ranking per capita:
25/47



Greece

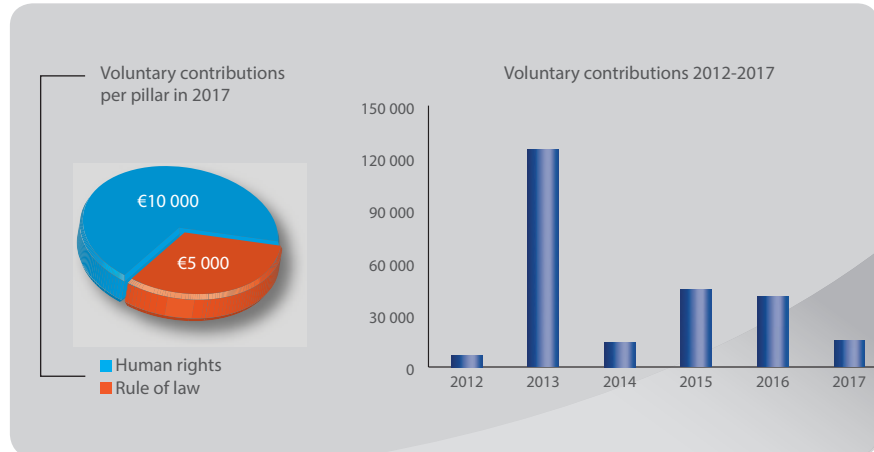
Voluntary contribution:
€52 756
Member state ranking:
22/47
Ranking per capita:
24/47





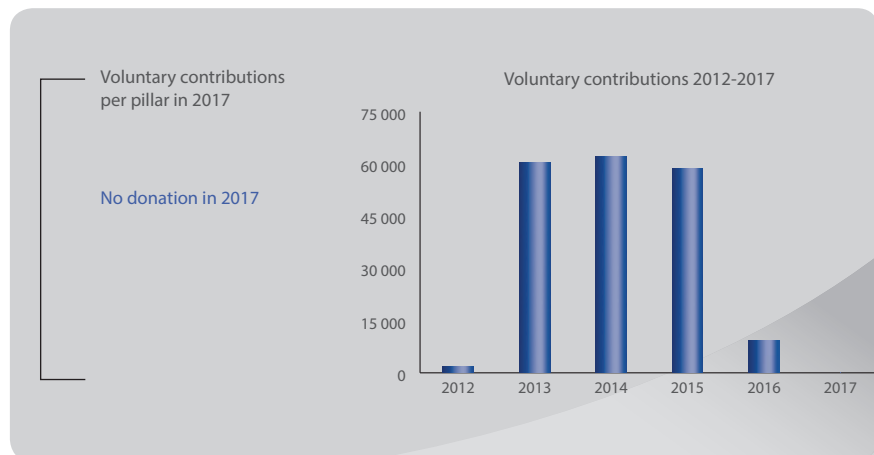
Hungary

Voluntary contribution:
 €15 000
 Member state ranking:
 30/47
 Ranking per capita:
 29/47



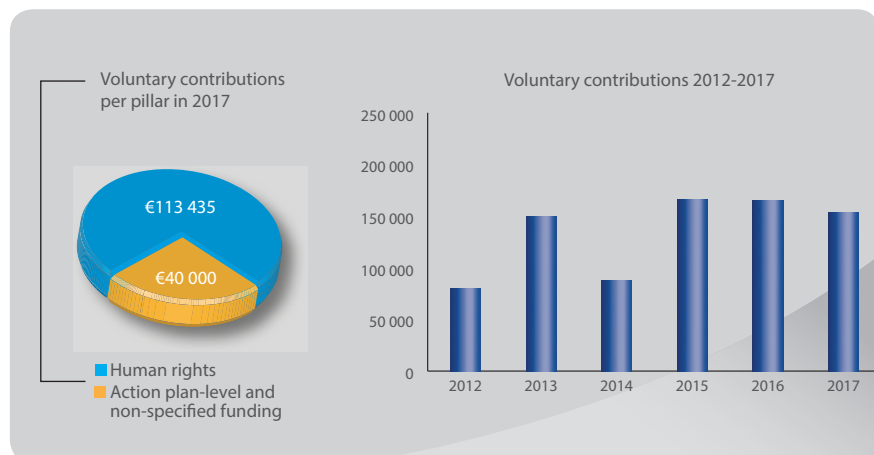
Iceland

Voluntary contribution:
 None
 Member state ranking:
 Did not contribute
 Ranking per capita:
 Did not contribute



Ireland

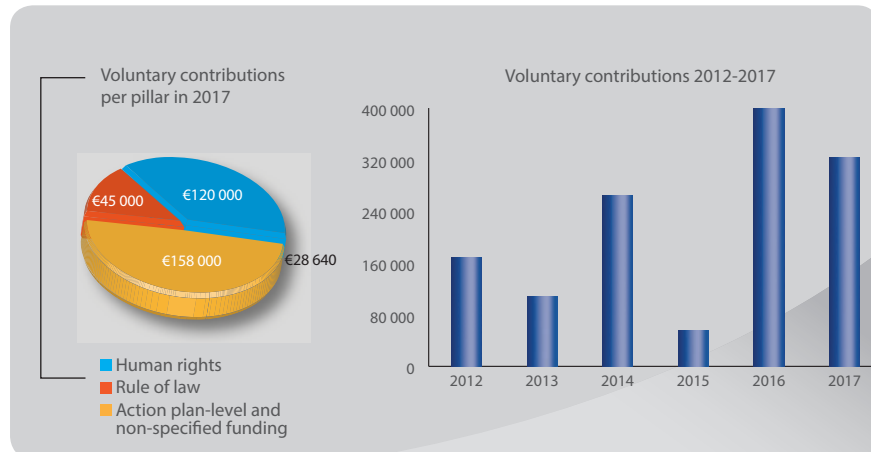
Voluntary contribution:
 €153 435
 Member state ranking:
 13/47
 Ranking per capita:
 14/47





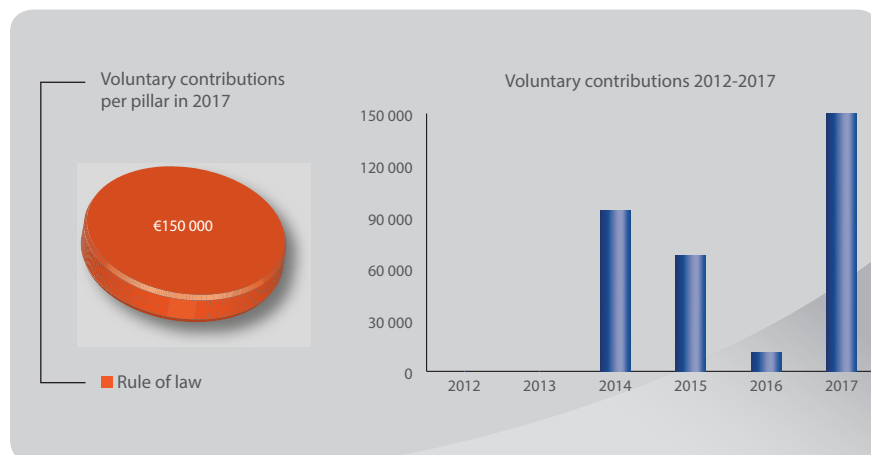
Italy

Voluntary contribution:
 €323 000
 Member state ranking:
 8/47
 Ranking per capita:
 23/47



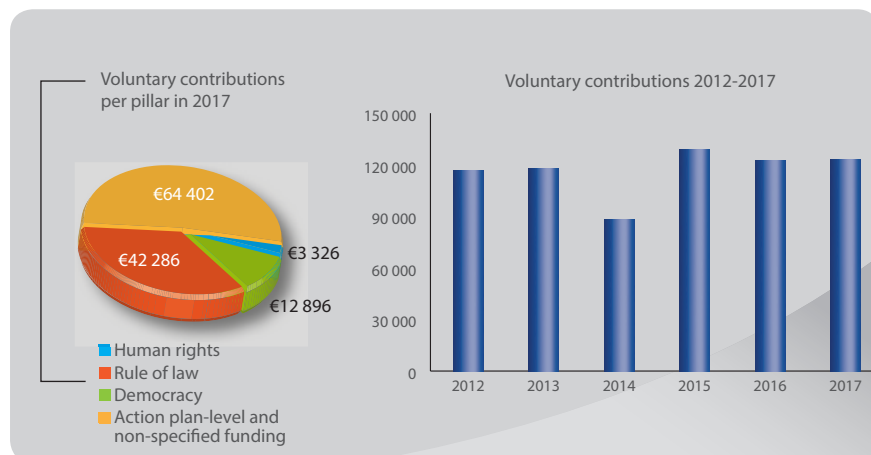
Latvia

Voluntary contribution:
 €150 000
 Member state ranking:
 14/47
 Ranking per capita:
 11/47



Liechtenstein

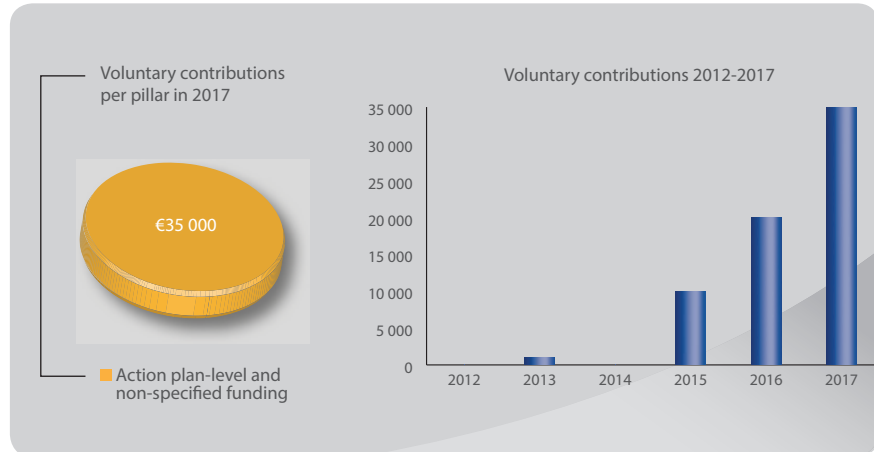
Voluntary contribution:
 €123 000
 Member state ranking:
 18/47
 Ranking per capita:
 2/47





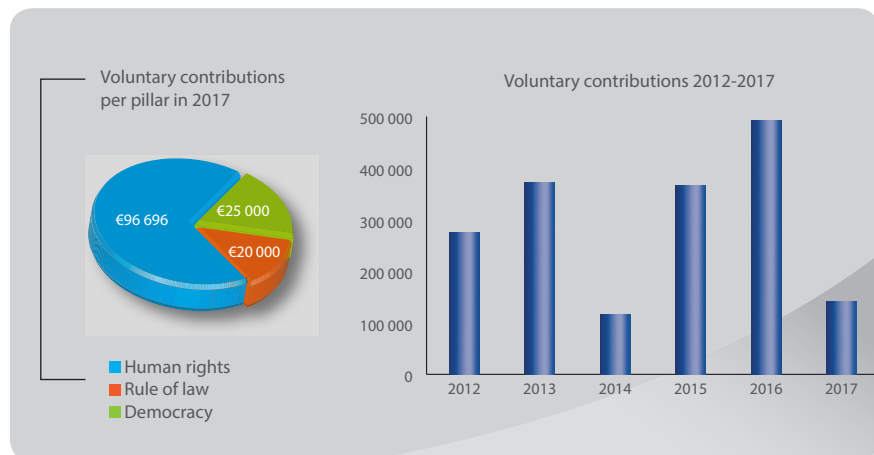
Lithuania

Voluntary contribution:
€35 000
 Member state ranking:
 26/47
 Ranking per capita:
 18/47



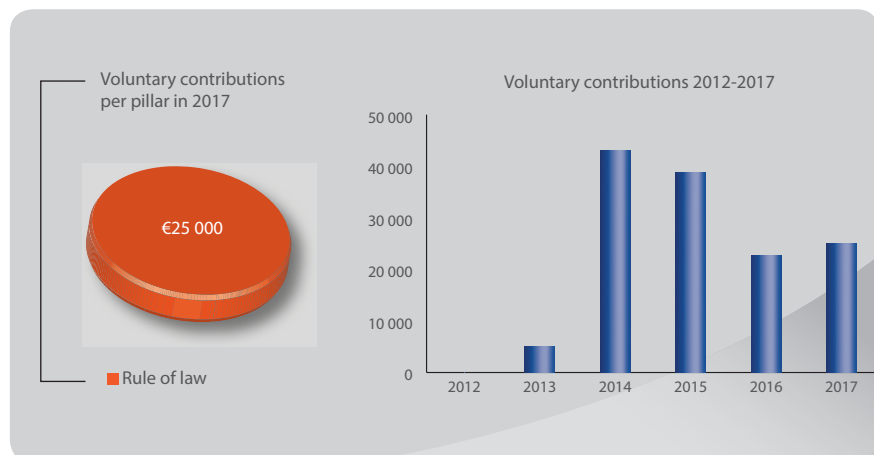
Luxembourg

Voluntary contribution:
€141 696
 Member state ranking:
 15/47
 Ranking per capita:
 7/47



Malta

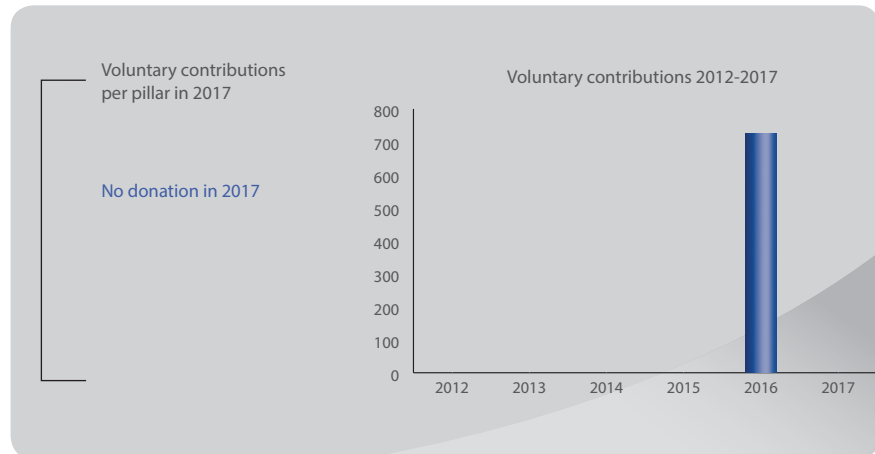
Voluntary contribution:
€25 000
 Member state ranking:
 28/47
 Ranking per capita:
 12/47





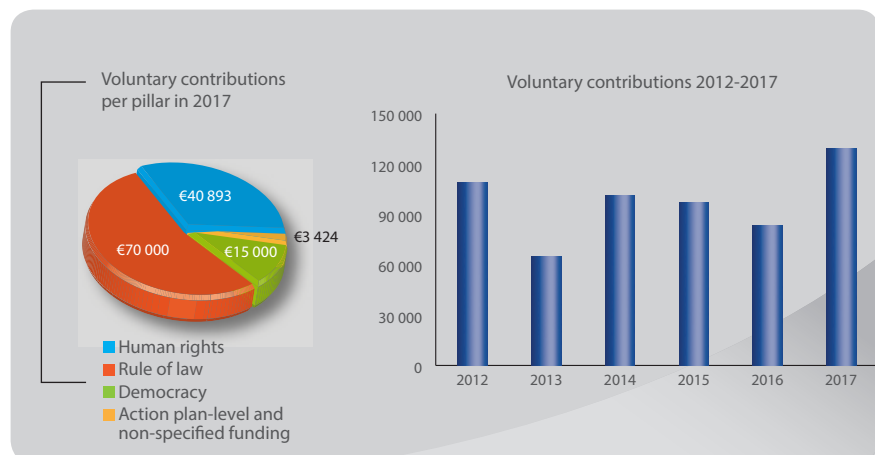
Republic of Moldova

Voluntary contribution:
None
Member state ranking:
Did not contribute
Ranking per capita:
Did not contribute



Monaco

Voluntary contribution:
€129 317
Member state ranking:
16/47
Ranking per capita:
1/47



Montenegro

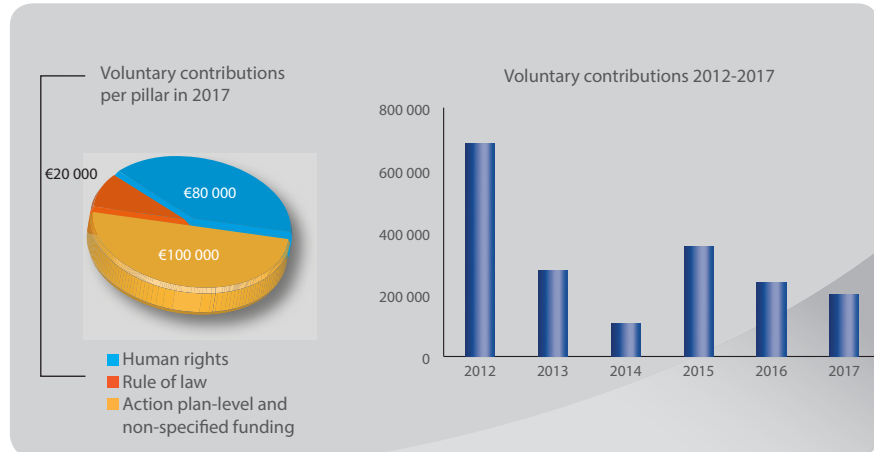
Voluntary contribution:
None
Member state ranking:
Did not contribute
Ranking per capita:
Did not contribute





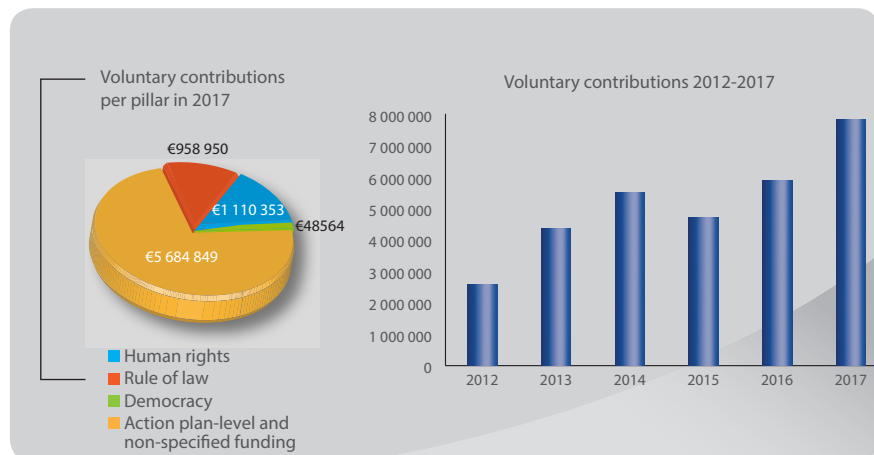
Netherlands

Voluntary contribution:
 €200 000
 Member state ranking:
 11/47
 Ranking per capita:
 19/47



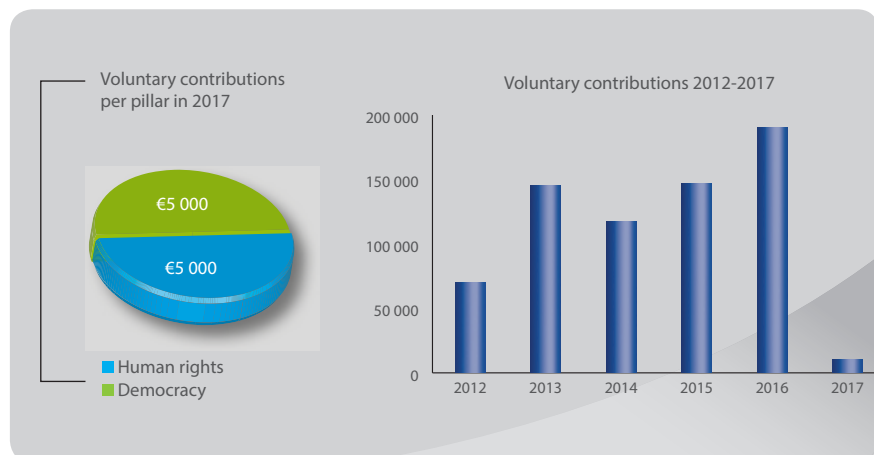
Norway

Voluntary contribution:
 €7 802 716
 Member state ranking:
 1/47
 Ranking per capita:
 3/47



Poland

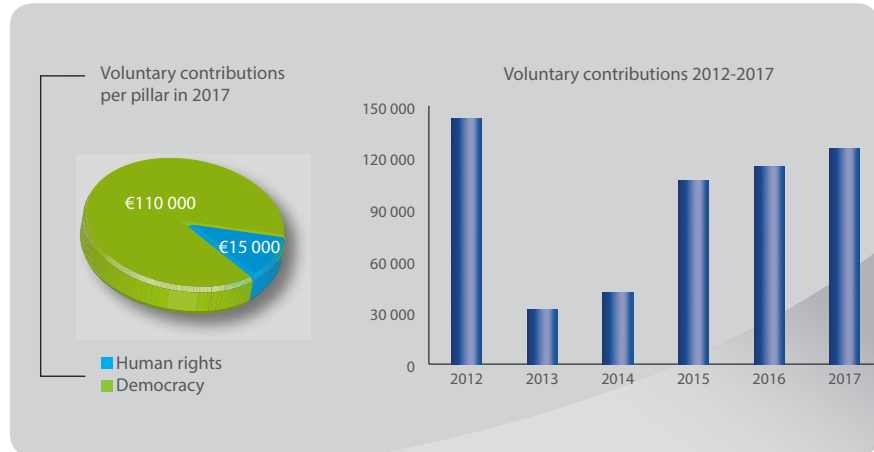
Voluntary contribution:
 €10 000
 Member state ranking:
 31/47
 Ranking per capita:
 34/47





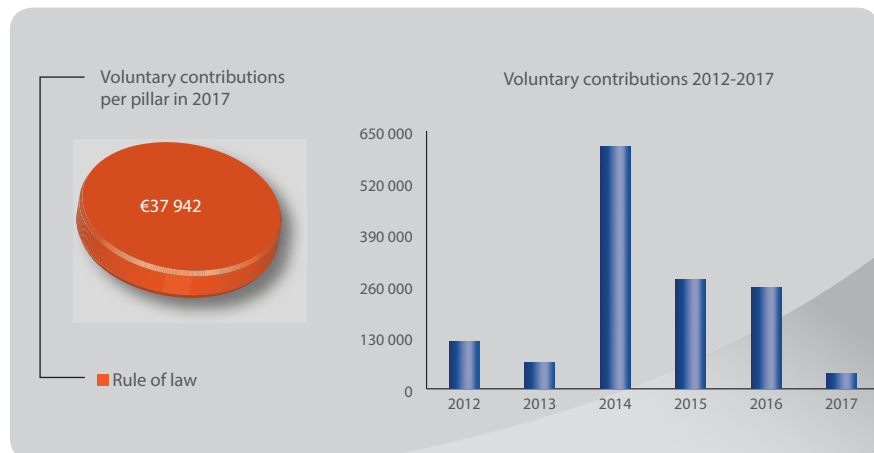
Portugal

Voluntary contribution:
 €125 000
 Member state ranking:
 17/47
 Ranking per capita:
 17/47



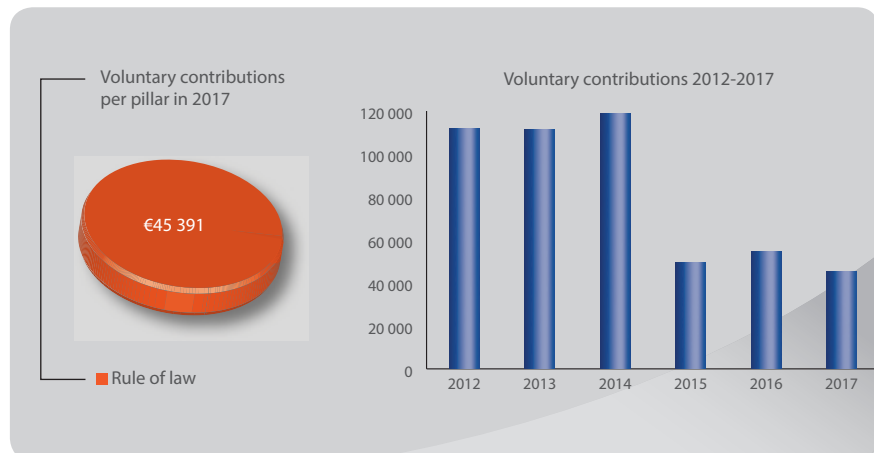
Romania

Voluntary contribution:
 €37 942
 Member state ranking:
 25/47
 Ranking per capita:
 28/47



Russian Federation

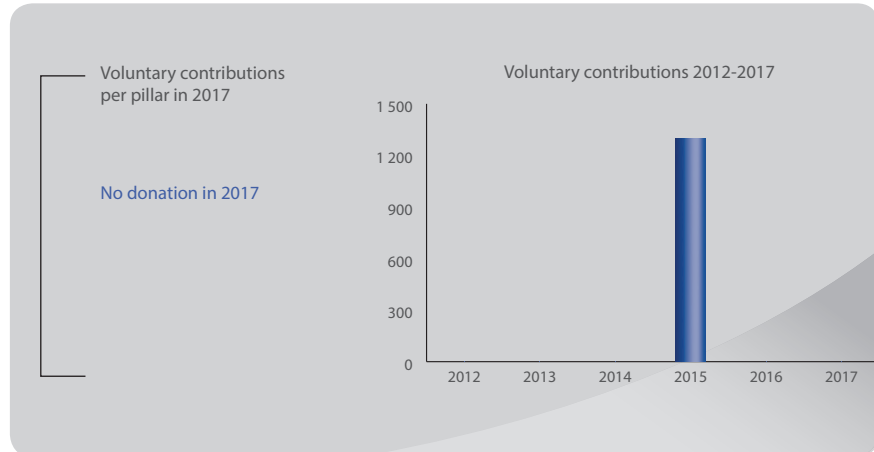
Voluntary contribution:
 €45 391
 Member state ranking:
 24/47
 Ranking per capita:
 33/47





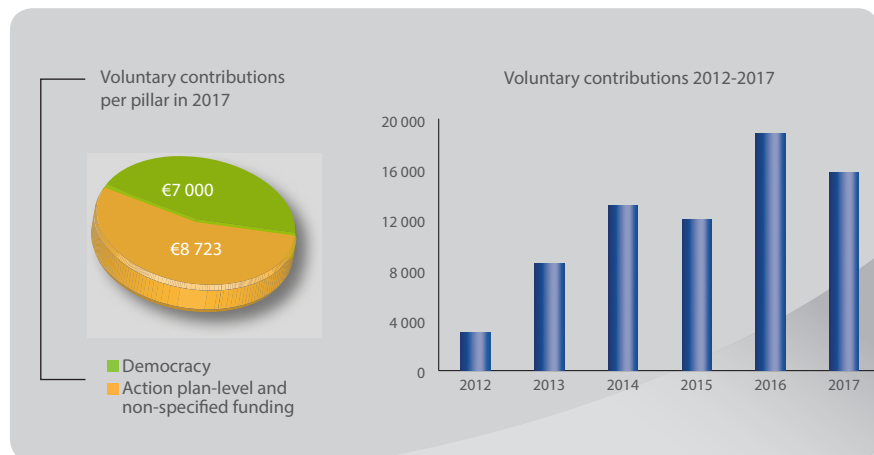
San Marino

Voluntary contribution:
None
Member state ranking:
Did not contribute
Ranking per capita:
Did not contribute



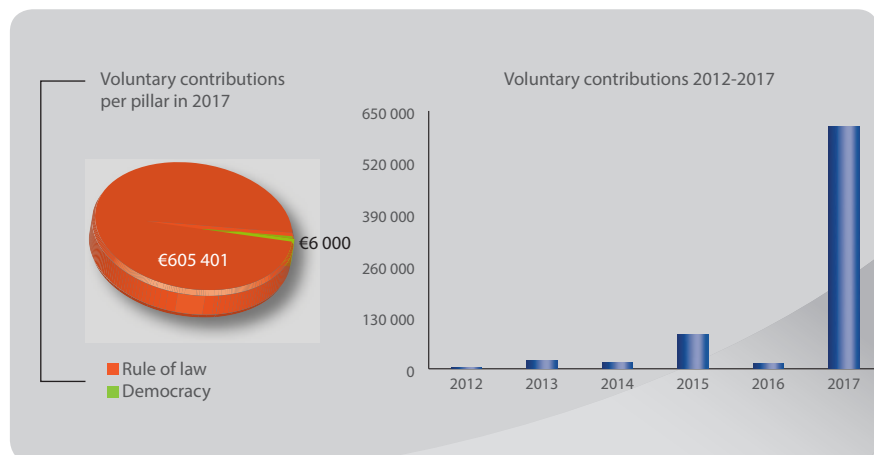
Serbia

Voluntary contribution:
€15 723
Member state ranking:
29/47
Ranking per capita:
27/47



Slovak Republic

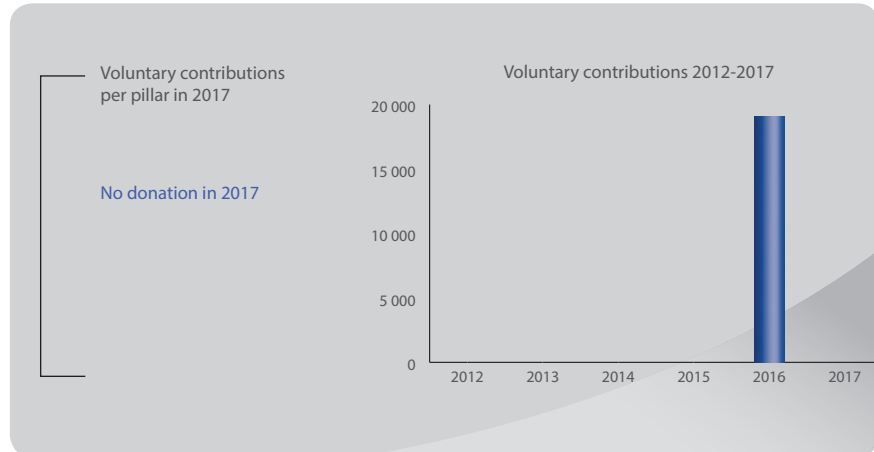
Voluntary contribution:
€611 401
Member state ranking:
6/47
Ranking per capita:
10/47





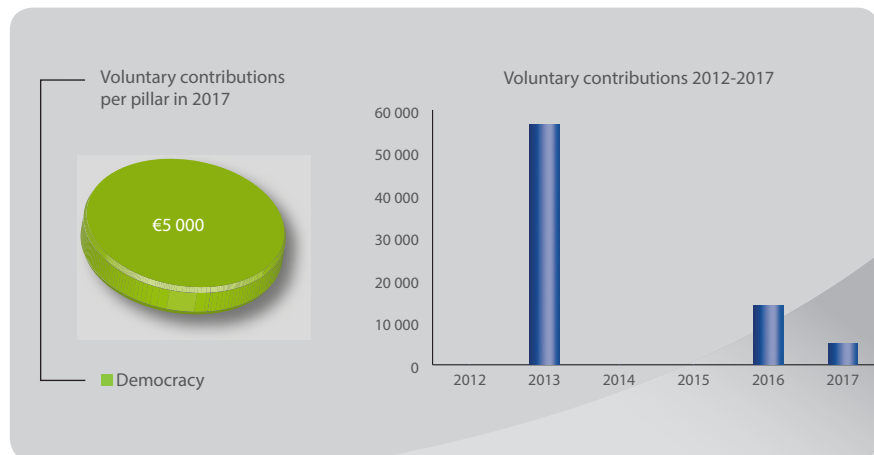
Slovenia

Voluntary contribution:
None
Member state ranking:
Did not contribute
Ranking per capita:
Did not contribute



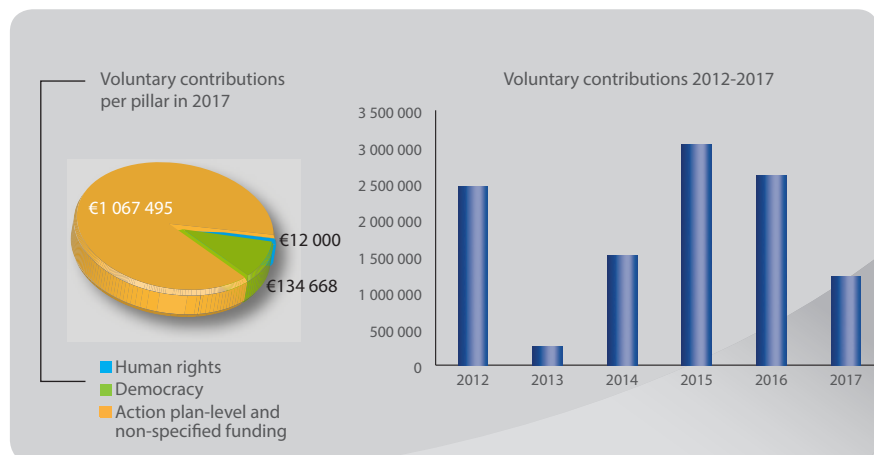
Spain

Voluntary contribution:
€5 000
Member state ranking:
34/47
Ranking per capita:
35/47



Sweden

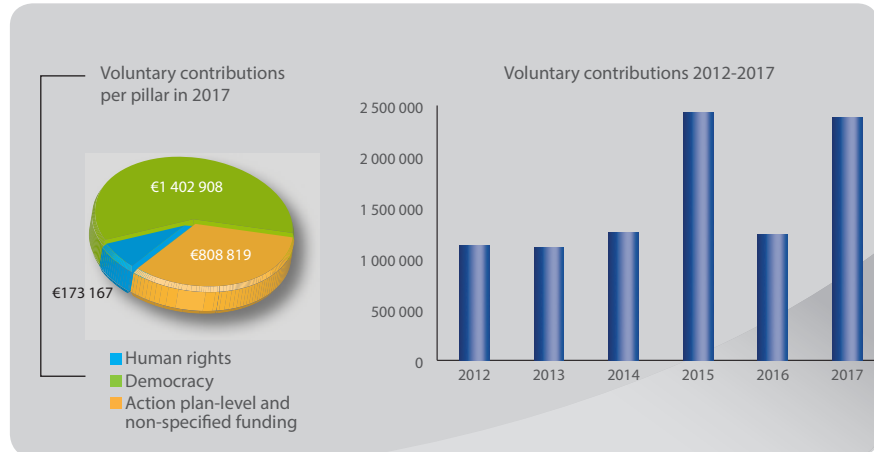
Voluntary contribution:
€1 214 163
Member state ranking:
4/47
Ranking per capita:
8/47





Switzerland

Voluntary contribution:
 €2 384 894
 Member state ranking:
 2/47
 Ranking per capita:
 5/47



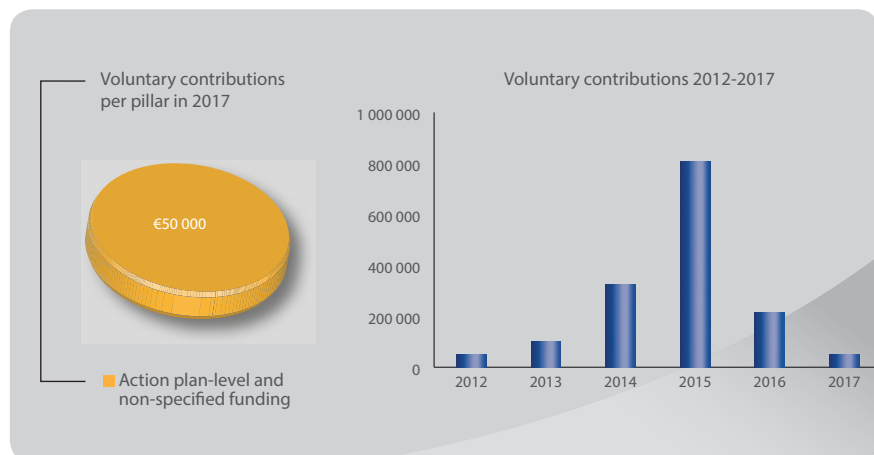
“The former Yugoslav Republic of Macedonia”

Voluntary contribution:
 None
 Member state ranking:
 Did not contribute
 Ranking per capita:
 Did not contribute



Turkey

Voluntary contribution:
 €50 000
 Member state ranking:
 23/47
 Ranking per capita:
 32/47





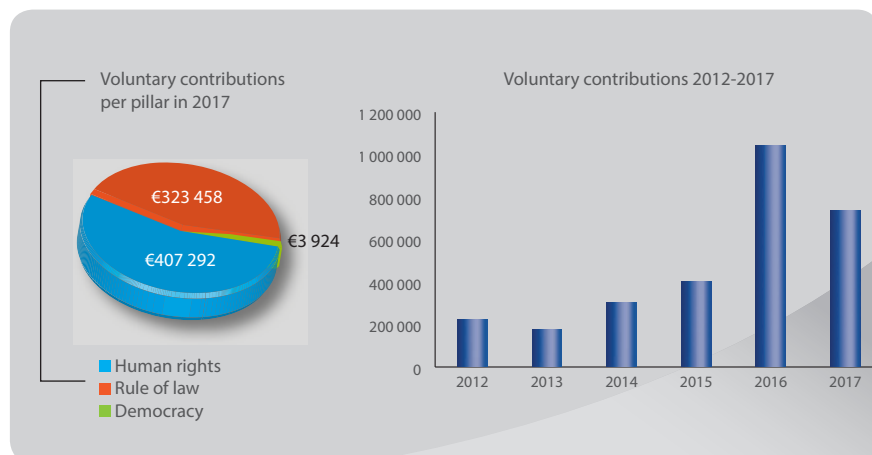
Ukraine

Voluntary contribution:
None
Member state ranking:
Did not contribute
Ranking per capita:
Did not contribute



United Kingdom

Voluntary contribution:
€734 674
Member state ranking:
5/47
Ranking per capita:
20/47



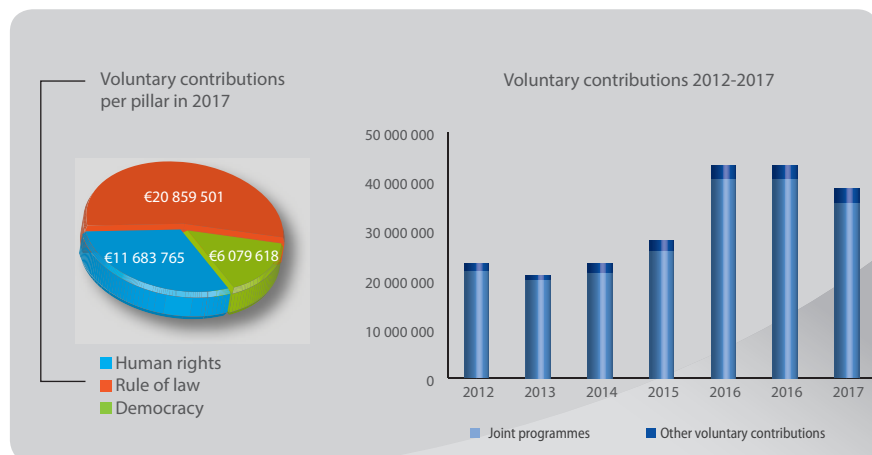
European Union 2017



European Union

Joint Programmes:
€35 585 477
Other
voluntary contributions:
€3 037 407

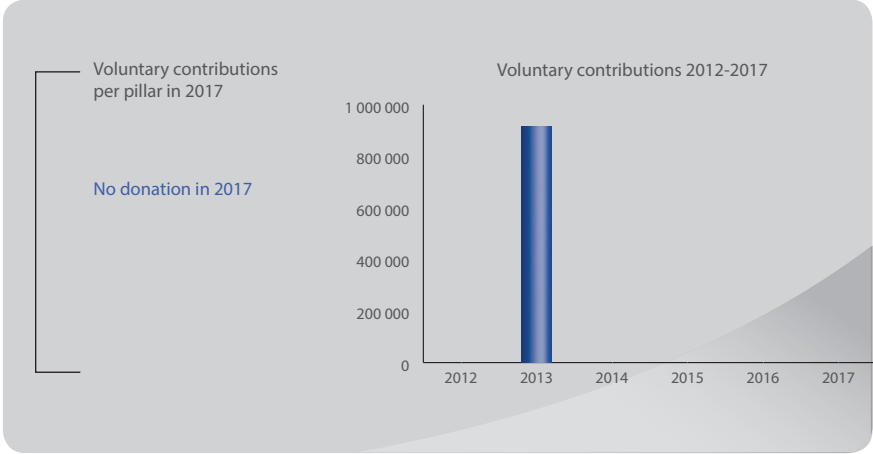
TOTAL:
€38 622 884





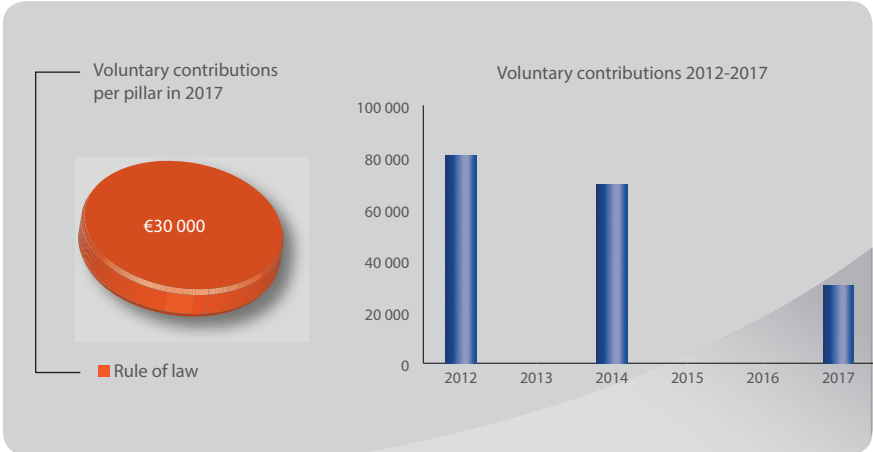
Canada

Voluntary contribution:
None
Observer ranking:
Did not contribute



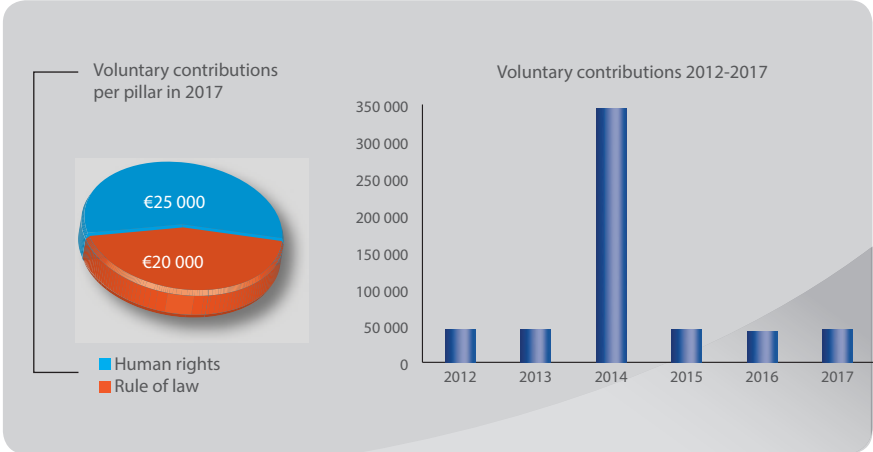
Holy See

Voluntary contribution:
€30 000
Observer ranking:
3/5



Japan

Voluntary contribution:
€45 000
Observer ranking:
2/5





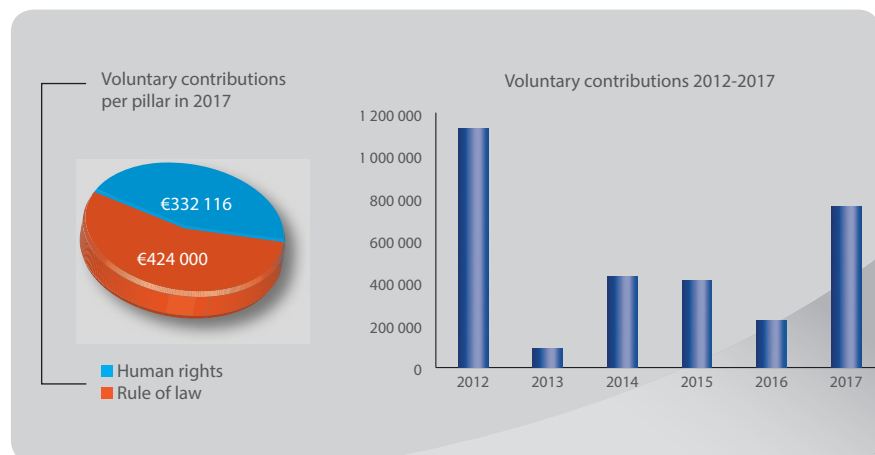
Mexico

Voluntary contribution:
None
Observer ranking:
Did not contribute



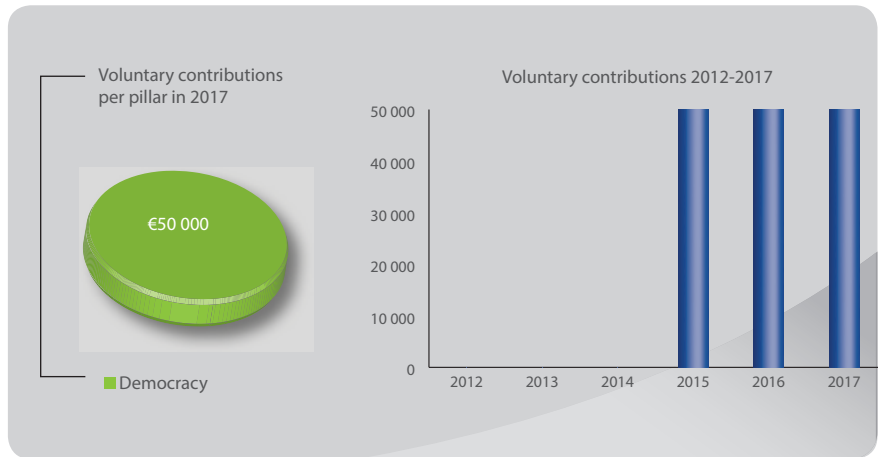
United States of America

Voluntary contribution:
€756 116
Observer ranking:
1/5



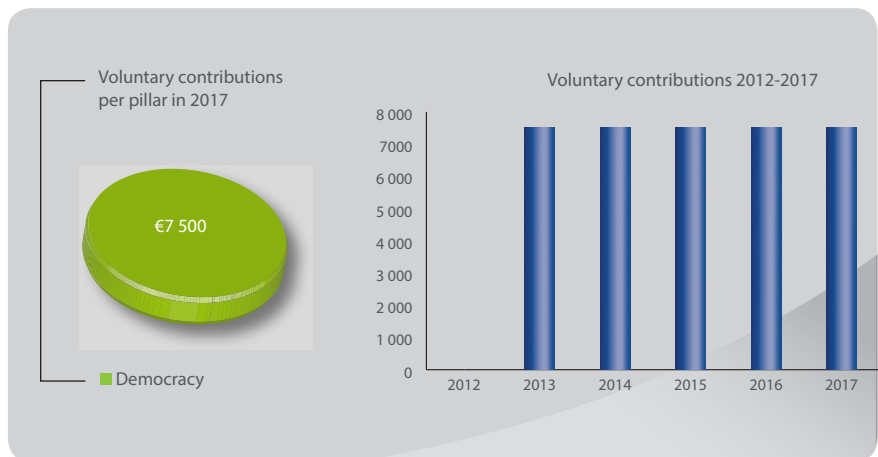
Aga Khan Development Network

Voluntary contribution:
 €50 000
 Other sources ranking:
 3/14



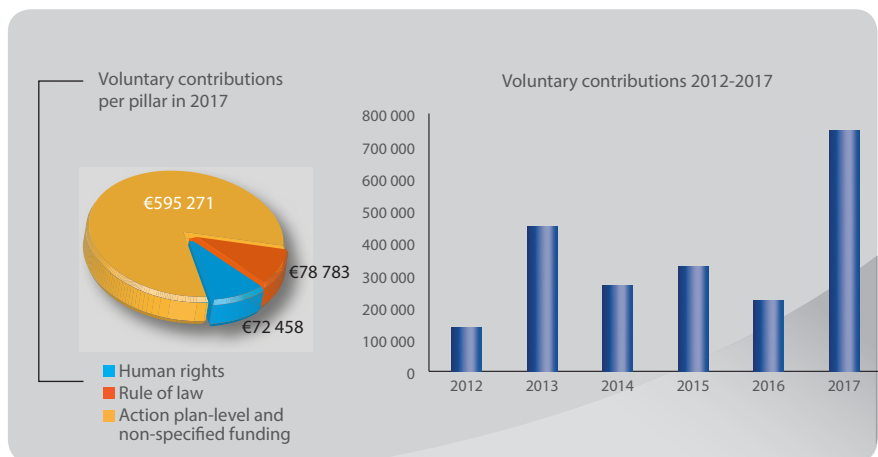
Charta 77 Foundation

Voluntary contribution:
 €7 500
 Other sources ranking:
 10/14



European Economic Area (EEA) Grants*

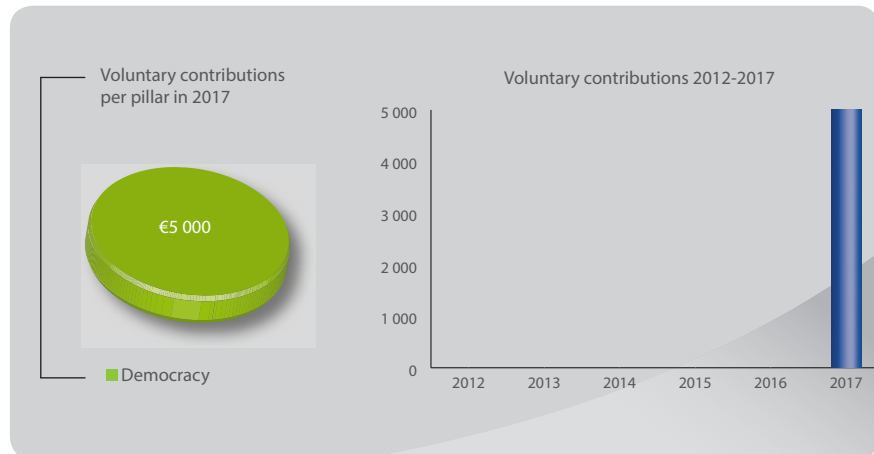
Voluntary contribution:
 €746 512
 Other sources ranking:
 2/14



* Contributor countries:
 Iceland, Liechtenstein,
 Norway

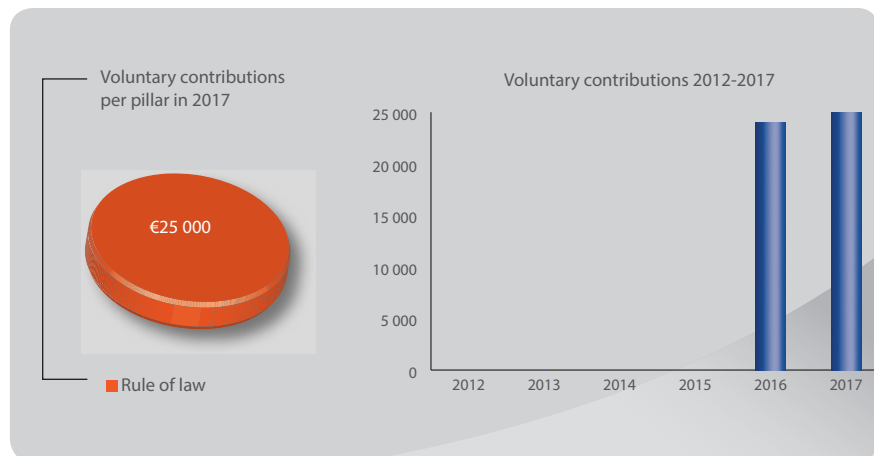
Faroe Islands

Voluntary contribution:
 €5 000
 Other sources ranking:
 12/14



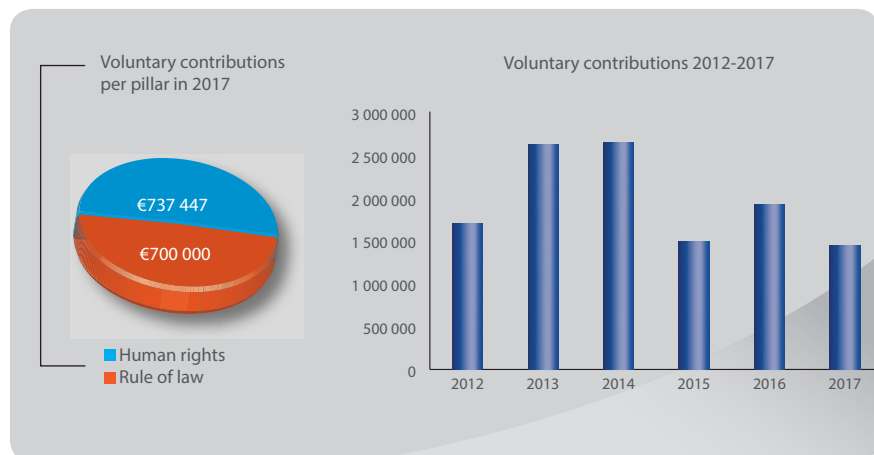
Gibraltar

Voluntary contribution:
 €25 000
 Other sources ranking:
 5/14



Human Rights Trust Fund (HRTF)*

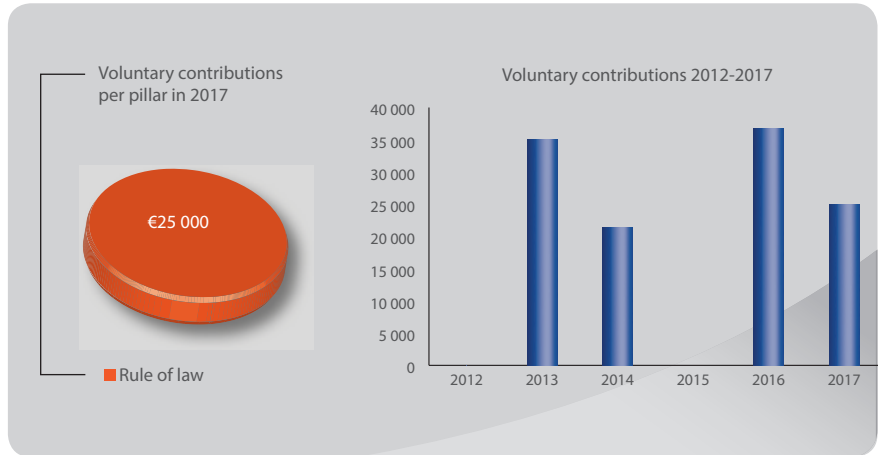
Voluntary contribution:
 €1 437 447
 Other sources ranking:
 1/14



* Contributor countries: Finland, Germany, Netherlands, Norway, Switzerland, United Kingdom

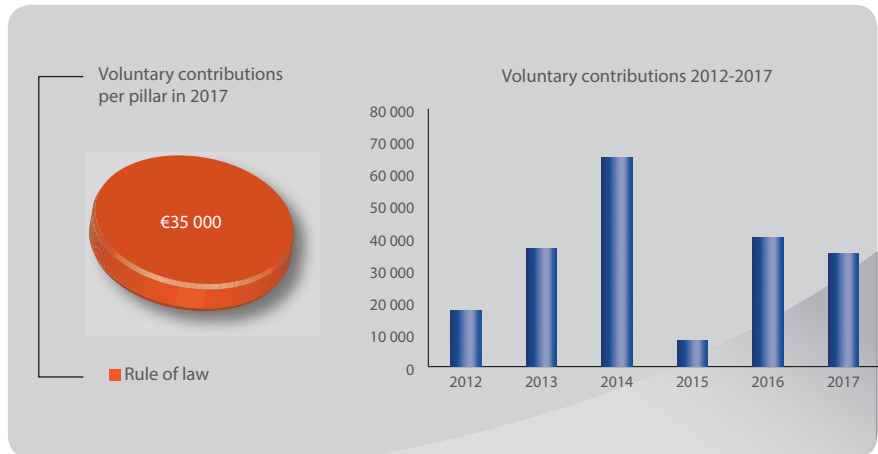
Isle of Man

Voluntary contribution:
 €25 000
 Other sources ranking:
 5/14



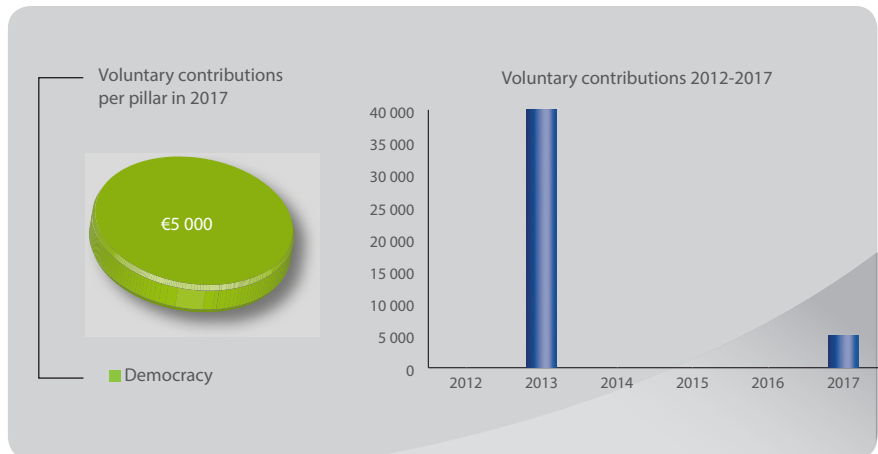
Israel

Voluntary contribution:
 €35 000
 Other sources ranking:
 4/14



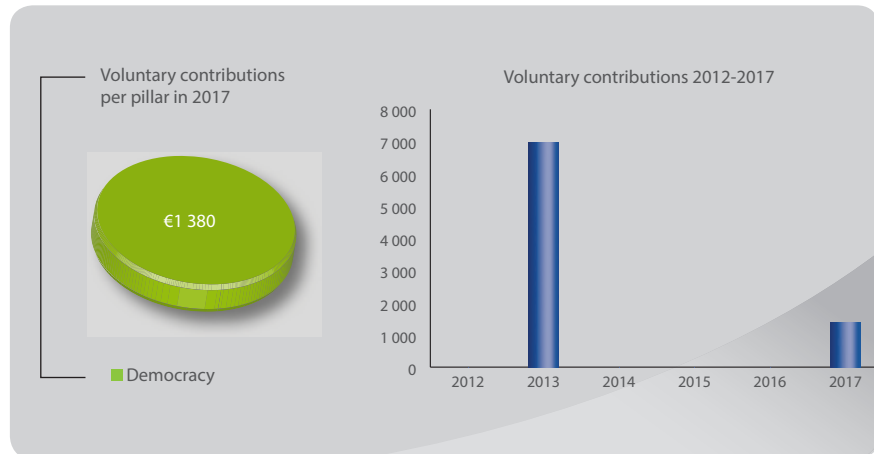
Moscow State Linguistic University

Voluntary contribution:
 €5 000
 Other sources ranking:
 12/14



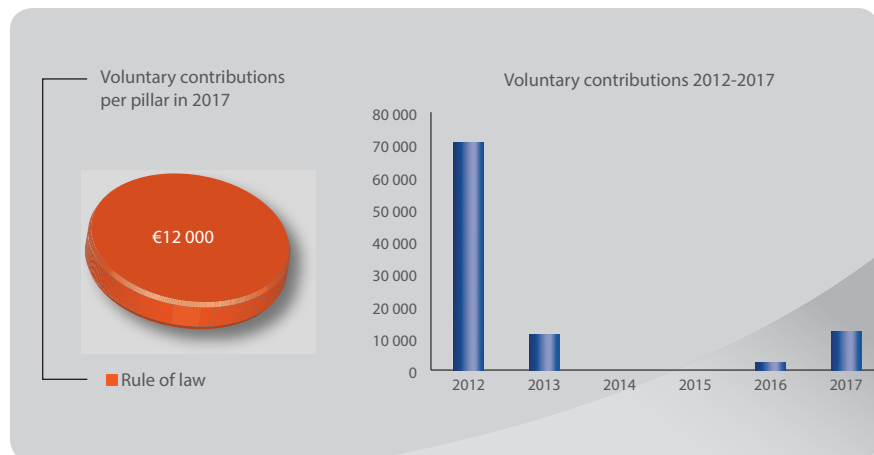
Nordic Council of Ministers

Voluntary contribution:
 €1 380
 Other sources ranking:
 14/14



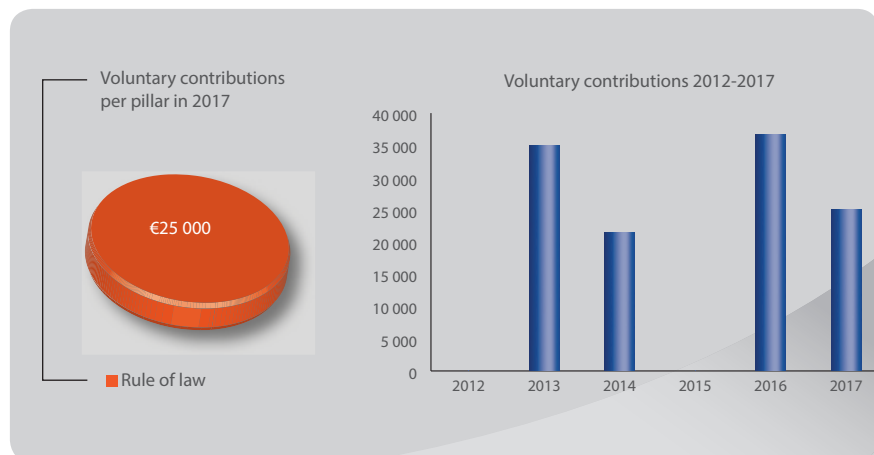
Organisation internationale de la Francophonie

Voluntary contribution:
 €12 000
 Other sources ranking:
 9/14



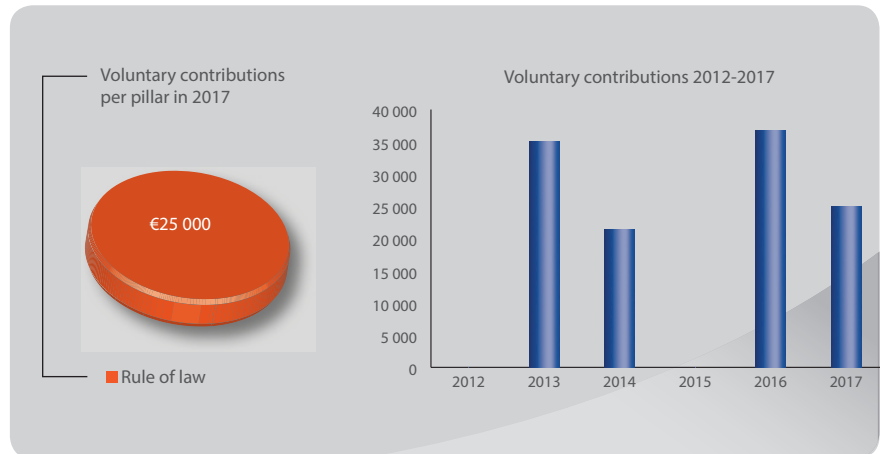
States of Guernsey

Voluntary contribution:
 €25 000
 Other sources ranking:
 5/14



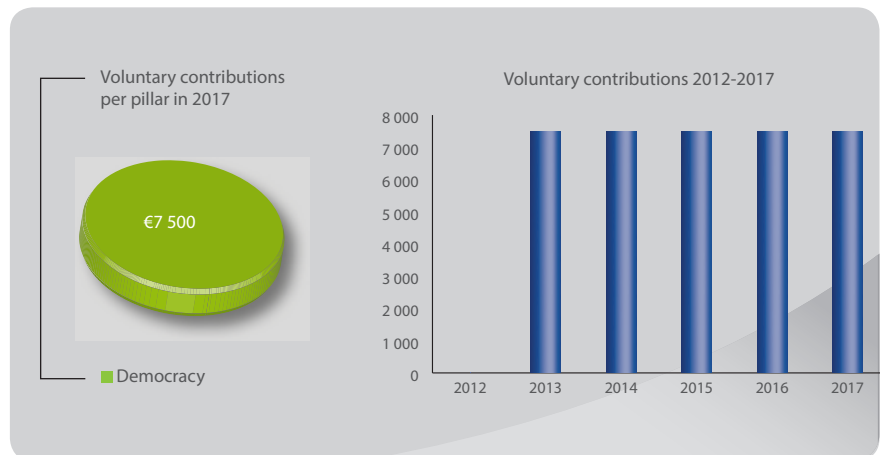
States of Jersey

Voluntary contribution:
€25 000
Other sources ranking:
5/14



Vaclav Havel Library

Voluntary contribution:
€7 500
Other sources ranking:
10/14



APPENDIX 2

Tables

2.1. Voluntary contribution receipts 2008-2017

Rank	Contributor	2008	2009	2010	2011	2012	2013	2014	2015	2016	2017	Total
		(€)	(€)	(€)	(€)	(€)	(€)	(€)	(€)	(€)	(€)	(€)
1	European Union	20 237 864.44	20 056 507.22	20 815 949.96	24 543 762.13	23 437 238.21	20 867 155.45	23 352 971.21	28 051 261.73	43 211 634.34	38 622 884.25	292 077 596.57
2	Norway	779 645.91	786 729.85	840 693.84	1 676 536.65	2 563 697.23	4 364 762.00	5 510 488.80	4 702 797.55	5 884 900.74	7 802 716.41	36 047 001.39
3	Denmark	0.00	800 000.00	1 392 428.52	1 340 953.70	537 318.38	3 031 472.23	1 672 846.61	5 043 819.73	1 21 212.88	1 601 584.24	16 550 438.44
4	Human Rights Trust Fund ¹	0.00	1 539 647.00	916 635.00	1 166 637.00	1 693 365.00	2 620 000.00	2 644 075.39	1 491 648.81	1 924 454.44	1 437 446.95	15 433 909.59
5	Sweden	398 157.69	758 894.08	146 097.90	1 509 419.98	2 454 681.95	257 507.04	1 508 388.70	3 026 054.15	2 598 196.21	1 214 162.73	14 852 020.23
6	Switzerland	158 577.80	360 537.82	541 523.05	457 297.87	1 129 770.77	1 108 550.17	1 252 537.70	2 429 251.93	1 229 641.33	2 384 893.98	11 519 206.59
7	Finland	490 500.00	666 557.00	589 678.39	747 429.82	726 527.18	593 203.18	563 030.83	801 122.18	334 987.80	285 865.44	7 050 651.82
8	France	456 350.00	611 350.00	384 227.00	634 059.72	718 350.00	730 877.71	471 938.84	689 506.75	668 912.42	548 794.58	6 605 825.45
9	Germany	261 000.00	530 106.29	665 172.00	1 170 730.00	285 660.00	810 996.16	476 968.45	685 125.30	449 388.50	305 000.00	5 842 150.70
10	Netherlands	659 659.82	454 545.00	170 161.64	221 795.00	685 064.50	277 050.00	107 500.00	354 995.00	227 500.00	200 000.00	4 180 603.23
11	United States of America	342 778.91	190 703.63	132 610.01	70 500.00	1 127 690.72	90 812.81	426 426.89	410 328.28	2 22 500.00	756 115.58	3 884 266.83
12	Italy	404 006.63	340 529.20	332 749.14	323 523.78	168 078.77	108 404.88	265 037.73	54 869.50	398 639.58	323 000.00	3 429 483.89
13	United Kingdom	84 339.48	47 661.89	54 520.03	9 950.00	223 498.38	174 635.42	303 363.73	402 137.03	1 041 539.34	734 674.10	3 368 126.93
14	Canada	0.00	0.00	0.00	0.00	0.00	914 425.06	0.00	0.00	0.00	0.00	2 838 659.86
15	Ireland	581 680.00	6 000.00	50 000.00	225 000.00	80 000.00	150 000.00	87 269.14	166 374.77	165 021.10	153 434.57	2 646 964.58
16	Luxembourg	137 215.62	117 634.70	187 746.50	57 332.41	275 168.02	372 308.33	116 539.09	366 093.74	492 369.12	141 695.91	2 580 414.29
17	European Economic Area (EEA) ²	0.00	0.00	0.00	315 350.00	135 150.00	449 710.81	265 516.00	325 376.00	218 550.00	746 512.00	2 456 164.81
18	Turkey	128 685.00	17 853.32	555 000.00	50 000.00	50 000.00	100 000.00	325 934.04	808 329.90	215 098.23	50 000.00	2 310 900.49
19	Romania	50 000.00	0.00	134 000.00	130 000.00	120 000.00	65 281.58	611 942.31	276 796.68	255 505.43	37 942.00	1 709 900.00
20	Portugal	170 316.76	188 857.76	171 380.00	174 505.40	142 582.00	31 500.00	41 500.00	106 500.00	115 000.00	125 000.00	1 600 056.92
21	Belgium	164 865.50	26 077.81	103 867.40	109 800.21	179 000.00	178 134.38	49 753.15	82 500.00	130 228.42	174 179.61	1 545 702.02
22	Spain	458 000.00	365 600.00	133 600.00	34 000.00	0.00	56 500.00	0.00	0.00	14 000.00	5 000.00	1 470 656.00
23	Liechtenstein	150 000.00	85 000.00	122 713.99	130 494.35	116 461.04	117 962.92	88 287.72	128 948.07	122 609.60	122 909.75	1 342 496.70
24	Monaco	152 000.00	53 000.00	208 000.00	118 175.69	109 065.06	64 967.62	101 000.00	97 255.19	83 252.46	129 316.86	1 259 032.88
25	Bulgaria	0.00	0.00	5 956.80	5 000.00	3 000.00	184 125.00	266 097.54	466 411.27	48 423.92	9 980.49	1 000 985.02
26	Poland	20 000.00	17 500.00	19 000.00	116 200.78	70 065.44	145 000.00	117 481.49	147 209.79	190 501.38	10 000.00	980 458.88
27	Japan	45 000.00	45 000.00	45 000.00	45 000.00	45 206.00	45 000.00	345 000.00	45 000.00	41 410.00	45 000.00	836 616.00
28	Slovak Republic	51 500.00	6 500.00	0.00	2 000.00	2 000.00	20 953.16	16 870.43	86 968.76	12 798.61	611 401.15	835 205.35
29	Open Society Foundations	135 243.48	37 743.30	254 610.50	196 722.50	65 921.68	15 720.44	0.00	0.00	0.00	0.00	816 851.88
30	Austria	43 000.00	0.00	13 000.00	18 000.00	57 834.83	361 500.00	91 500.00	39 000.00	66 683.98	29 000.00	737 791.20
31	Microsoft Corporation	127 477.76	83 889.24	121 732.77	36 108.90	0.00	0.00	50 000.00	0.00	0.00	0.00	690 643.37
32	International Union of Railways	115 000.00	120 000.00	80 000.00	133 000.00	16 000.00	30 000.00	148 193.50	175 555.91	71 100.51	117 874.74	597 724.66
33	Czech Republic	8 000.00	0.00	8 000.00	8 000.00	111 670.20	111 234.14	118 748.86	49 548.13	54 739.23	45 391.33	586 447.69
34	Russian Federation	216 666.00	29 000.00	0.00	19 983.98	0.00	11 005.70	0.00	0.00	0.00	52 755.50	575 018.67
35	Greece	230 780.00	0.00	5 980.00	23 355.77	15 775.96	6 656.62	218 880.00	13 374.71	6 192.31	0.00	520 995.37
36	Azerbaijan	6 000.00	2 000.00	0.00	19 802.78	1 000.00	12 979.38	183 218.13	177 032.83	23 563.49	5 506.92	448 103.53
37	Croatia	73 897.73	4 019.73	0.00	5 000.00	6 328.22	125 094.49	14 206.89	44 700.97	40 344.45	15 000.00	436 245.49
38	Hungary	69 221.18	2 221.00	101 221.00	86 523.19	5 221.00	3 221.00	2 200.00	4 220.00	14 944.08	103 649.84	400 587.47
39	Cyprus	31 000.00	32 200.00	31 200.00	24 651.51	24 200.00	53 833.87	22 250.00	35 011.19	23 356.28	73 068.31	397 080.16
40	Andorra	62 000.00	4 000.00	19 000.00	28 561.07	17 000.00	20 000.00	55 000.00	61 807.89	66 717.48	25 000.00	359 086.44
41	Estonia	10 000.00	0.00	0.00	0.00	0.00	0.00	93 532.59	67 355.07	11 172.47	150 000.00	334 060.13
42	Latvia	0.00	0.00	0.00	0.00	0.00	0.00	0.00	0.00	0.00	0.00	0.00

1. Finland, Germany, Netherlands, Norway, Switzerland, United Kingdom.
2. Iceland, Liechtenstein, Norway.

2.1. Voluntary contribution receipts 2008-2017

Rank	Contributor	2008 (€)	2009 (€)	2010 (€)	2011 (€)	2012 (€)	2013 (€)	2014 (€)	2015 (€)	2016 (€)	2017 (€)	Total (€)
43	Israel	0.00	61 000.00	0.00	0.00	17 500.00	36 630.00	64 920.00	7 985.00	39 945.00	35 000.00	324 480.00
44	A.G. Leventis Foundation	0.00	0.00	0.00	0.00	0.00	70 000.00	104 616.00	104 616.00	34 872.00	0.00	314 104.00
45	Holy See	0.00	0.00	0.00	80 000.00	80 393.00	0.00	69 441.00	0.00	0.00	30 000.00	259 834.00
46	Organisation for Security and Co-operation in Europe	88 758.36	0.00	8 622.40	0.00	0.00	0.00	0.00	0.00	0.00	0.00	237 449.58
47	Iceland	10 000.00	0.00	3 918.80	0.00	1 891.07	60 468.74	62 048.52	58 603.50	9 250.18	0.00	230 450.81
48	Japan Foundation	34 123.42	29 162.00	26 699.70	32 000.00	31 000.00	5 841.83	9 934.36	0.00	13 665.75	0.00	215 552.06
49	Slovenia	10 000.00	87 000.00	33 737.43	7 049.13	0.00	0.00	0.00	0.00	19 079.00	0.00	176 015.56
50	Council of Europe Development Bank	0.00	173 000.00	0.00	0.00	0.00	0.00	0.00	0.00	0.00	0.00	173 000.00
51	United Nations	63 141.02	0.00	0.00	0.00	0.00	0.00	2 500.00	12 000.00	43 492.00	0.00	164 798.93
52	Supporters of Civil Society in Russia	0.00	0.00	0.00	0.00	0.00	136 849.12	20 741.71	0.00	0.00	0.00	157 590.83
53	Organisation internationale de la Francophonie	0.00	0.00	27 000.00	30 000.00	70 500.00	10 880.00	0.00	0.00	2 206.97	12 000.00	152 586.97
54	Aga Khan Development Network	0.00	0.00	0.00	0.00	0.00	0.00	0.00	50 000.00	50 000.00	50 000.00	150 000.00
55	Malta	0.00	0.00	5 000.00	0.00	0.00	5 000.00	43 074.60	38 716.40	22 735.49	25 000.00	140 026.49
56	World Bank	0.00	0.00	14 892.03	114 885.82	0.00	0.00	0.00	0.00	0.00	0.00	129 777.85
57	Isle of Man	0.00	0.00	0.00	0.00	0.00	35 000.00	21 400.00	0.00	36 730.00	25 000.00	118 130.00
58	States of Guernsey	0.00	0.00	0.00	0.00	0.00	35 000.00	21 400.00	0.00	36 730.00	25 000.00	118 130.00
59	States of Jersey	0.00	0.00	0.00	0.00	0.00	35 000.00	21 400.00	0.00	36 730.00	25 000.00	118 130.00
60	Union of European Football Associations	0.00	0.00	20 000.00	48 000.00	32 000.00	0.00	0.00	0.00	0.00	0.00	115 000.00
61	National Society for the Prevention of Cruelty to Children	100 000.00	0.00	0.00	0.00	0.00	0.00	0.00	0.00	0.00	0.00	100 000.00
62	Serbia	6 295.00	0.00	6 253.96	1 941.21	3 000.00	8 474.54	13 114.31	12 000.00	18 829.54	15 722.99	85 631.55
63	DEXIA Crédit Local	80 000.00	0.00	0.00	0.00	0.00	0.00	0.00	0.00	0.00	0.00	80 000.00
64	Lithuania	0.00	0.00	0.00	0.00	0.00	1 000.00	0.00	10 000.00	20 000.00	35 000.00	76 920.00
65	University of Frankfurt	70 000.00	0.00	0.00	0.00	0.00	0.00	0.00	0.00	0.00	0.00	70 000.00
66	Armenia	0.00	20 260.05	11 597.61	0.00	6 836.32	30 000.00	0.00	0.00	0.00	0.00	68 693.98
67	Gibraltar	0.00	0.00	0.00	0.00	0.00	0.00	0.00	0.00	24 000.00	25 000.00	49 000.00
68	Zennström Philanthropies	0.00	47 892.00	0.00	0.00	0.00	0.00	0.00	0.00	0.00	0.00	47 892.00
69	Moscow State Linguistic University	0.00	0.00	0.00	0.00	0.00	40 000.00	0.00	0.00	0.00	5 000.00	45 000.00
70	Caixa Foundation	0.00	0.00	0.00	0.00	0.00	15 000.00	29 278.40	0.00	0.00	0.00	44 278.40
71	McAfee Endowment Fund	0.00	40 358.09	0.00	0.00	0.00	0.00	0.00	0.00	0.00	0.00	40 358.09
72	Central European Initiative (CEI)	0.00	0.00	10 000.00	30 000.00	0.00	0.00	0.00	0.00	0.00	0.00	40 000.00
73	Jugend für Europa	0.00	0.00	0.00	0.00	40 000.00	0.00	0.00	0.00	0.00	0.00	40 000.00
74	European Cultural Foundation (ECF)	0.00	0.00	0.00	0.00	0.00	0.00	0.00	36 000.00	4 000.00	0.00	40 000.00
75	International Youth Service of the Federal Republic of Germany (IJAB)	0.00	0.00	0.00	0.00	19 000.00	0.00	20 000.00	0.00	0.00	0.00	39 000.00
76	Charta 77 Foundation	0.00	0.00	0.00	0.00	0.00	7 500.00	7 500.00	7 500.00	7 500.00	7 500.00	37 500.00
77	Vaclav Havel Library	0.00	0.00	0.00	0.00	0.00	7 500.00	7 500.00	7 500.00	7 500.00	7 500.00	37 500.00
78	San Marino	0.00	0.00	0.00	998.50	0.00	0.00	0.00	1 300.37	0.00	0.00	33 298.87
79	Cassa di Risparmio di Firenze	0.00	0.00	0.00	0.00	10 000.00	15 000.00	0.00	0.00	0.00	0.00	25 000.00
80	Nordic Council of Ministers	0.00	0.00	12 703.76	0.00	0.00	6 979.62	0.00	0.00	0.00	1 380.22	24 069.93

2.1. Voluntary contribution receipts 2008-2017

Rank	Contributor	2008 (€)	2009 (€)	2010 (€)	2011 (€)	2012 (€)	2013 (€)	2014 (€)	2015 (€)	2016 (€)	2017 (€)	Total (€)
81	Calouste Gulbenkian Foundation	0.00	0.00	20 000.00	0.00	0.00	0.00	0.00	0.00	0.00	0.00	21 000.00
82	Visa Europe	0.00	0.00	0.00	0.00	20 000.00	0.00	0.00	0.00	0.00	0.00	20 000.00
83	University of Graz	0.00	0.00	0.00	0.00	0.00	12 000.00	2 884.17	0.00	0.00	0.00	14 884.17
84	University of Vienna	0.00	0.00	0.00	0.00	11 582.40	2 895.60	0.00	0.00	0.00	0.00	14 478.00
85	University of Nottingham	0.00	0.00	0.00	0.00	0.00	0.00	0.00	0.00	12 639.32	0.00	12 639.32
86	Institute for Mediterranean Studies (CH)	0.00	0.00	0.00	0.00	0.00	0.00	0.00	0.00	0.00	0.00	12 490.00
87	Allianz Kulturstiftung	0.00	0.00	10 000.00	0.00	0.00	0.00	0.00	0.00	0.00	0.00	10 000.00
88	Chamber of Commerce and Industry of Strasbourg and Bas-Rhin	10 000.00	0.00	0.00	0.00	0.00	0.00	0.00	0.00	0.00	0.00	10 000.00
89	Morocco	0.00	0.00	0.00	0.00	0.00	0.00	10 000.00	0.00	0.00	0.00	10 000.00
90	International Students' Committee (ISC) St Gallen	0.00	0.00	9 800.00	0.00	0.00	0.00	0.00	0.00	0.00	0.00	9 800.00
91	National Centre for Languages	5 558.00	0.00	0.00	0.00	0.00	0.00	0.00	0.00	0.00	0.00	7 660.00
92	Euromesco	0.00	6 000.00	0.00	0.00	0.00	0.00	0.00	0.00	0.00	0.00	6 000.00
93	Cooperative internationale de recherche et d'action en matière de communication (CIRCOM)	0.00	0.00	0.00	0.00	0.00	0.00	0.00	0.00	6 000.00	0.00	6 000.00
94	Lisbon Institute for Strategic Studies	5 700.00	0.00	0.00	0.00	0.00	0.00	0.00	0.00	0.00	0.00	5 700.00
95	Antidoping Switzerland Foundation	0.00	0.00	5 000.00	0.00	0.00	0.00	0.00	0.00	0.00	0.00	5 000.00
96	UPM-Kymmene Oyj	0.00	0.00	0.00	0.00	0.00	0.00	0.00	0.00	0.00	0.00	5 000.00
97	Faroe Islands	0.00	0.00	0.00	0.00	0.00	0.00	0.00	0.00	0.00	5 000.00	5 000.00
98	Bosnia and Herzegovina	0.00	0.00	0.00	3 390.59	0.00	0.00	0.00	0.00	0.00	0.00	4 390.59
99	Georgia	0.00	3 000.00	0.00	690.59	0.00	0.00	0.00	0.00	0.00	0.00	3 690.59
100	Montenegro	0.00	0.00	0.00	3 262.97	0.00	0.00	0.00	0.00	0.00	0.00	3 262.97
101	Republic of Moldova	0.00	0.00	0.00	2 000.00	0.00	0.00	0.00	0.00	724.08	0.00	3 224.08
102	Individual Donors	0.00	0.00	0.00	0.00	0.00	3 056.54	0.00	0.00	0.00	0.00	3 056.54
103	Servier International Research Institute	0.00	0.00	0.00	0.00	0.00	0.00	0.00	0.00	0.00	0.00	3 000.00
104	The European Association of the "Via Francigena"	0.00	0.00	2 748.00	0.00	0.00	0.00	0.00	0.00	0.00	0.00	2 748.00
105	German Institute for International Educational Research	0.00	2 100.00	0.00	0.00	0.00	0.00	0.00	0.00	0.00	0.00	2 100.00
106	International Association of Former Council of Europe Staff Members	0.00	0.00	0.00	0.00	0.00	0.00	0.00	0.00	2 000.00	0.00	2 000.00
107	JACET (The Japan Association of College English Teachers)	0.00	0.00	0.00	1 500.00	0.00	0.00	0.00	0.00	0.00	0.00	1 500.00
108	National Park Donau-Auen	0.00	0.00	0.00	1 500.00	0.00	0.00	0.00	0.00	0.00	0.00	1 500.00
109	Roma Education Fund	0.00	0.00	0.00	0.00	0.00	0.00	0.00	0.00	0.00	0.00	1 500.00
110	Save the Children Norway	0.00	0.00	1 500.00	0.00	0.00	0.00	0.00	0.00	0.00	0.00	1 500.00
111	Anna Lindh Foundation	0.00	0.00	0.00	0.00	0.00	0.00	1 000.00	0.00	0.00	0.00	1 000.00
112	Albania	0.00	0.00	662.97	0.00	0.00	0.00	0.00	0.00	0.00	0.00	662.97
113	Goldsmiths College	0.00	0.00	0.00	600.00	0.00	0.00	0.00	0.00	0.00	0.00	600.00

27 994 005.51 28 857 637.98 29 583 592.10 36 396 153.80 37 743 293.33 39 262 617.54 42 519 248.83 52 260 510.08 61 255 969.46 59 525 860.45 **458 309 718.65**

2.2. Voluntary contribution receipts in 2017

Contributor	Total (€)	Contributor	Total (€)
European Union	38 622 884.25	Russian Federation	45 391.33
Norway	7 802 716.41	Japan	45 000.00
Switzerland	2 384 893.98	Romania	37 942.00
Denmark	1 601 584.24	Israel	35 000.00
Human Rights Trust Fund ¹	1 437 446.95	Lithuania	35 000.00
Sweden	1 214 162.73	Holy See	30 000.00
United States of America	756 115.58	Austria	29 000.00
EEA Grants ²	746 512.00	States of Guernsey	25 000.00
United Kingdom	734 674.10	Estonia	25 000.00
Slovak Republic	611 401.15	States of Jersey	25 000.00
France	548 794.58	Malta	25 000.00
Italy	323 000.00	Isle of Man	25 000.00
Germany	305 000.00	Gibraltar	25 000.00
Finland	285 865.44	Serbia	15 722.99
Netherlands	200 000.00	Hungary	15 000.00
Belgium	174 179.61	Organisation internationale de la Francophonie	12 000.00
Ireland	153 434.57	Poland	10 000.00
Latvia	150 000.00	Bulgaria	9 980.49
Luxembourg	141 695.91	The Charta 77 Foundation	7 500.00
Monaco	129 316.86	Vaclav Havel Library	7 500.00
Portugal	125 000.00	Croatia	5 506.92
Liechtenstein	122 909.75	Moscow State Linguistic University	5 000.00
Czech Republic	117 874.74	Spain	5 000.00
Cyprus	103 649.84	Faroe Islands	5 000.00
Andorra	73 068.31	Nordic Council of Ministers	1 380.22
Greece	52 755.50		
Aga Khan Development Network	50 000.00		
Turkey	50 000.00		
		GRAND TOTAL	€59 525 860,45

1. Finland, Germany, Netherlands, Norway, Switzerland, United Kingdom.

2. Iceland, Liechtenstein, Norway.

2.3. Voluntary contribution receipts in 2017 per pillar

Contributor	Human rights (€)	Rule of Law (€)	Democracy (€)	Action plan-level and non-specified funding (€)	Total (€)
European Union	11 683 765.08	20 859 501.02	6 079 618.15		38 622 884.25
Norway	1 110 353.11	958 950.47	48 564.27	5 684 848.56	7 802 716.41
Switzerland	173 166.50		1 402 908.49	808 818.99	2 384 893.98
Denmark	1 562 622.99			38 961.25	1 601 584.24
Human Rights Trust Fund ¹	737 446.95	700 000.00		1 067 494.78	1 437 446.95
Sweden	12 000.00		134 667.95		1 214 162.73
United States of America	332 115.58	424 000.00			756 115.58
EEA Grants ²	72 458.29	78 782.71		595 271.00	746 512.00
United Kingdom	407 292.00	323 458.00	3 924.10		734 674.10
Slovak Republic		605 401.15	6 000.00		611 401.15
France	83 000.00	95 000.00	370 794.58		548 794.58
Italy	120 000.00	45 000.00		158 000.00	323 000.00
Germany	230 000.00		75 000.00		305 000.00
Finland	162 299.46	23 565.98	100 000.00		285 865.44
Netherlands	80 000.00	20 000.00		100 000.00	200 000.00
Belgium	67 679.61		81 500.00	25 000.00	174 179.61
Ireland	113 434.57			40 000.00	153 434.57
Latvia		150 000.00			150 000.00
Luxembourg	96 695.91	20 000.00	25 000.00		141 695.91
Monaco	40 893.14	70 000.00	15 000.00	3 423.72	129 316.86
Portugal	15 000.00		110 000.00		125 000.00
Liechtenstein	3 325.81	42 286.09	12 895.87	64 401.98	122 909.75
Czech Republic	60 813.32		38 000.00	19 061.42	117 874.74
Cyprus	96 000.00	3 429.84	4 220.00		103 649.84
Andorra	15 000.00	50 000.00	1 000.00	7 068.31	73 068.31
Greece	52 755.50				52 755.50
Aga Khan Development Network			50 000.00		50 000.00
Turkey				50 000.00	50 000.00
Russian Federation		45 391.33			45 391.33
Japan	25 000.00	20 000.00			45 000.00
Romania		37 942.00			37 942.00

1. Finland, Germany, Netherlands, Norway, Switzerland, United Kingdom.

2. Iceland, Liechtenstein, Norway.

2.3. Voluntary contribution receipts in 2017 per pillar

Contributor	Human rights (€)	Rule of Law (€)	Democracy (€)	Action plan-level and non-specified funding (€)	Total (€)
Israel		35 000.00			35 000.00
Lithuania				35 000.00	35 000.00
Holy See		30 000.00			30 000.00
Austria	27 000.00		2 000.00		29 000.00
States of Guernsey		25 000.00			25 000.00
Estonia				25 000.00	25 000.00
States of Jersey		25 000.00			25 000.00
Malta		25 000.00			25 000.00
Isle of Man		25 000.00			25 000.00
Gibraltar		25 000.00			25 000.00
Serbia			7 000.00	8 722.99	15 722.99
Hungary	10 000.00	5 000.00			15 000.00
Organisation internationale de la Francophonie		12 000.00			12 000.00
Poland	5 000.00		5 000.00		10 000.00
Bulgaria				9 980.49	9 980.49
The Charta 77 Foundation			7 500.00		7 500.00
Vaclav Havel Library			7 500.00		7 500.00
Croatia	4 506.92		1 000.00		5 506.92
Moscow State Linguistic University			5 000.00		5 000.00
Spain			5 000.00		5 000.00
Faroe Islands			5 000.00		5 000.00
Nordic Council of Ministers			1 380.22		1 380.22
TOTAL	17 399 624.74	24 779 708.59	8 605 473.63	8 741 053.49	59 525 860.45

2.4. Voluntary contribution receipts in 2017 per beneficiary

Beneficiary country	€	%
Multilateral	18 948 107.65	31.83%
Ukraine	7 411 459.46	12.45%
Republic of Moldova	3 887 592.47	6.53%
Azerbaijan	2 978 488.66	5.00%
Georgia	2 906 485.16	4.88%
Armenia	2 744 079.52	4.61%
Albania	2 720 139.29	4.57%
Serbia	2 332 892.32	3.92%
Kosovo*	2 111 153.82	3.55%
Morocco	1 997 919.32	3.36%
Tunisia	1 816 454.18	3.05%
Montenegro	1 579 652.00	2.65%
"The former Yugoslav Republic of Macedonia"	1 420 405.48	2.39%
Belarus	1 171 912.88	1.97%
Bosnia and Herzegovina	1 165 275.84	1.96%
Turkey	832 193.17	1.40%
Jordan	664 917.15	1.12%
Russian Federation	651 050.38	1.09%
Slovak Republic	560 000.00	0.94%
Kazakhstan	485 879.00	0.82%
Kyrgyz Republic	303 497.10	0.51%
Greece	245 000.00	0.41%
Algeria	201 681.80	0.34%
Lebanon	201 681.80	0.34%
Latvia	150 000.00	0.25%
Romania	37 942.00	0.06%
GRAND TOTAL	€ 59 525 860.45	100%

Extra-budgetary contributions are an essential resource for the Council of Europe and they are the main source of funding for the Organisation's technical assistance and co-operation activities. The steady increase in extra-budgetary resources in recent years enabled the Council of Europe to increase the impact of its co-operation work in the member states and beyond. These resources also supported the Organisation's contribution to the achievement of UN Agenda 2030 for Sustainable Development.

In 2017, donors contributed €59.5 million to the Council of Europe's work. This brochure gives an overview of the 2017 receipts and a profile of each donor. An analysis of the funds and their use shows how the Organisation has been able to achieve concrete results through partnerships with donors.

Contact at Council of Europe Secretariat:
Resource Mobilisation and Donor Relations
Office of the Directorate General of Programmes
Avenue de l'Europe
F-67075 Strasbourg Cedex
RMDR@coe.int

www.coe.int

The Council of Europe is the continent's leading human rights organisation.

It comprises 47 member states, 28 of which are members of the European Union.

All Council of Europe member states have signed up to the European Convention on Human Rights, a treaty designed to protect human rights, democracy and the rule of law.

The European Court of Human Rights oversees the implementation of the Convention in the member states.