

VOLUNTARY CONTRIBUTIONS 2014

Facts and figures

VOLUNTARY CONTRIBUTIONS 2014

Facts and figures

French edition

Données clés 2014

The opinions expressed in this work are the responsibility of the authors and do not necessarily reflect the official policy of the Council of Europe.

All requests concerning the reproduction or translation of all or part of this document should be addressed to the Directorate of Communication (F-67075 Strasbourg Cedex or publishing@coe.int). All other correspondence concerning this document should be addressed to the Resource Mobilisation and Donor Relations Division.

Cover and layout:
Documents and Publications
Production Department (SPDP),
Council of Europe

© Council of Europe, April 2016
Printed at the Council of Europe

Contents

INTRODUCTION	5
VOLUNTARY CONTRIBUTIONS	6
Trends and developments	6
Sources of extra-budgetary funding in 2014	7
Predictability and flexibility of extra-budgetary resources	7
VOLUNTARY CONTRIBUTIONS FROM MEMBER STATES	9
Receipts from member states in 2014	9
Secondments to the Council of Europe	10
DISTRIBUTION OF EXTRA-BUDGETARY RESOURCES IN 2014	11
Bilateral and country-specific assistance and co-operation	11
Multilateral and thematic co-operation	16
CONCLUSION	19
APPENDIX 1	21
APPENDIX 2	47

Introduction

The Council of Europe receives most of its funding from the Ordinary Budget. Resources from the Ordinary Budget traditionally finance the functioning of the Organisation's statutory organs and other bodies, intergovernmental standard-setting and monitoring activities as well as administrative infrastructure. Only a limited share of the Ordinary Budget is allocated to technical co-operation and assistance activities.

■ Extra-budgetary resources enhance the work programme of the Organisation and, in particular, enable it to provide targeted technical assistance to individual member or beneficiary states. With the increased emphasis on assistance and co-operation activities, which is a key element of the Secretary General of the Council of Europe's reform, extra-budgetary resources have become crucial to the overall relevance and impact of the work of the Organisation.

■ In 2011, the Secretary General launched a review of the Organisation's resource mobilisation policy¹ as part of his reform initiative. As a result, the Organisation's capacity to raise extra-budgetary resources has been strengthened. The overall volume of voluntary contributions has steadily increased in the past five years.

■ This publication provides data and statistics on the extra-budgetary receipts of the Council of Europe in 2014.² Extra-budgetary resources include voluntary contributions from member states, the European Union (EU) and other sources, including observer states, non-member states and non-governmental or non-sovereign funds.

■ Voluntary contributions are sought and accepted only for projects approved by the Council of Europe Committee of Ministers, within the framework of the Organisation's programme and budget, in order to ensure that activities and related expenditure, irrespective of the source, are focused on agreed priorities.

1. The Council of Europe's Resource Management and Mobilisation Strategy was adopted by the Committee of Ministers in 2009; the full document can be found here: [CM\(2009\)10 final](#).

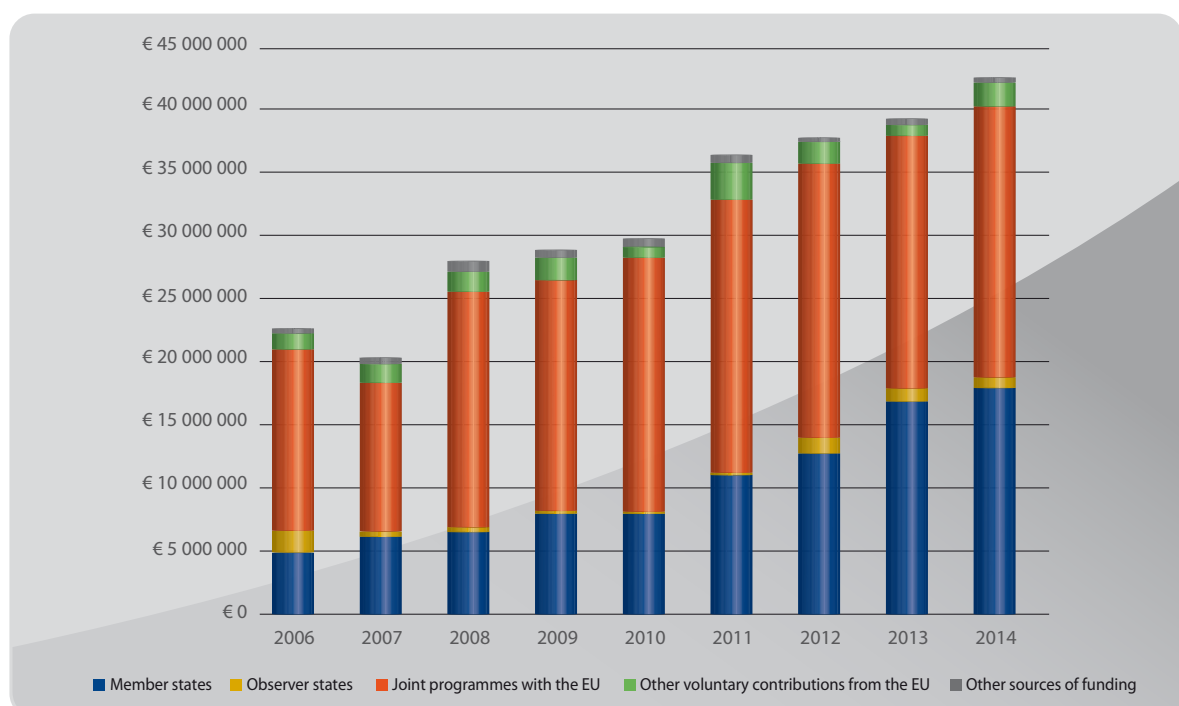
2. Based on actual monetary receipts on the Organisation's bank account between 1 January and 31 December 2014.

Voluntary contributions

TRENDS AND DEVELOPMENTS

Figure 1 below illustrates the evolution of the extra-budgetary resources of the Council of Europe from 2006 until 2014. Annual extra-budgetary receipts have increased since 2007.

Figure 1 – Extra-budgetary receipts of the Council of Europe 2006-2014

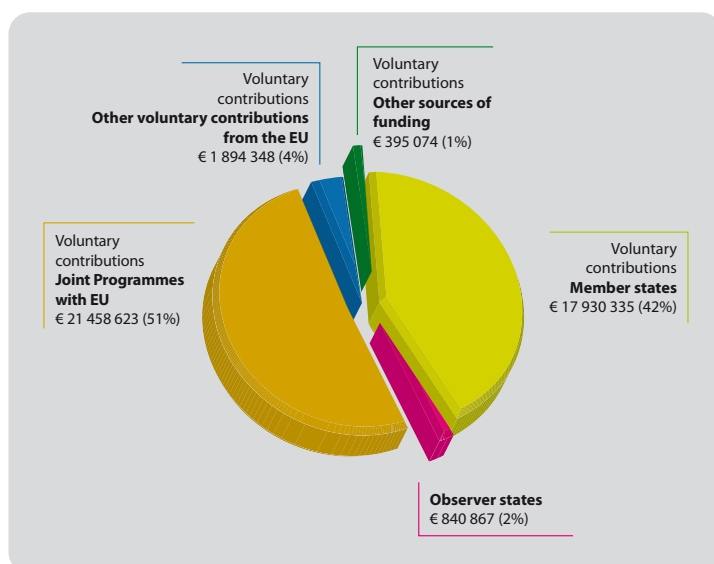


- ▶ Between 2006 and 2014, overall annual extra-budgetary receipts increased by 88.2%. In the same period, member states' voluntary contributions more than tripled, increasing from €4 867 307 in 2006 to €17 930 335 in 2014.
- ▶ Between 2010 and 2014, extra-budgetary receipts increased by 44% from €29 583 592 to €42 519 249. This included a 125% increase in voluntary contributions by member states, from €7 964 723 in 2010 to €17 930 335 in 2014 and growth in the receipts from the European Union (EU) of 12% in the same period, reaching €23 352 971 in 2014. Total contributions from observer states averaged €703 501 per year, with a peak of €1 253 290 in 2012. Observer states' contributions decreased to €840 868 between 2012 and 2014.
- ▶ Over the period from 2010 to 2014, a total of €185 504 906 was received in extra-budgetary contributions. This is equivalent to an increase of 16.5% in the core funding of the Ordinary Budget.
- ▶ In 2014, extra-budgetary receipts reached their highest level at €42 519 249, representing an increase of 8.3% compared to 2013 and 12.7% compared to 2012.

SOURCES OF EXTRA-BUDGETARY FUNDING IN 2014

The overall volume of extra-budgetary receipts in 2014 (€42 519 249) included voluntary contributions from member states, the European Union and other sources, including observer states, non-member states or non-state actors. In 2014, extra-budgetary resources represented an increase of approximately 18% in the core Ordinary Budget funding of the programme and budget, which totalled €237 445 700.

Figure 2 – Voluntary contributions in 2014 by source



► With a share of 55% of the overall volume of extra-budgetary receipts, the European Union remained the largest single contributor to the Council of Europe's co-operation activities in 2014. Receipts from the EU under joint programmes with the Council of Europe totalled €21 458 623; other voluntary contributions from the EU, outside of the framework of joint programmes, amounted to €1 894 348.

► Member states provided a total of €17 930 335, which represents 42.2% of extra-budgetary receipts, including contributions made through the Human Rights Trust Fund (HRTF) and in the framework of co-operation with the European Economic Area (EEA) and Norway Grants.

- A total of €840 868 was received in voluntary contributions from observer states, accounting for 1.9% of the total receipts.
- Other partner countries and non-state actors provided €395 075, corresponding to 0.9% of the total.

Further details on voluntary contributions received in 2014 by donors are provided in the appendix.

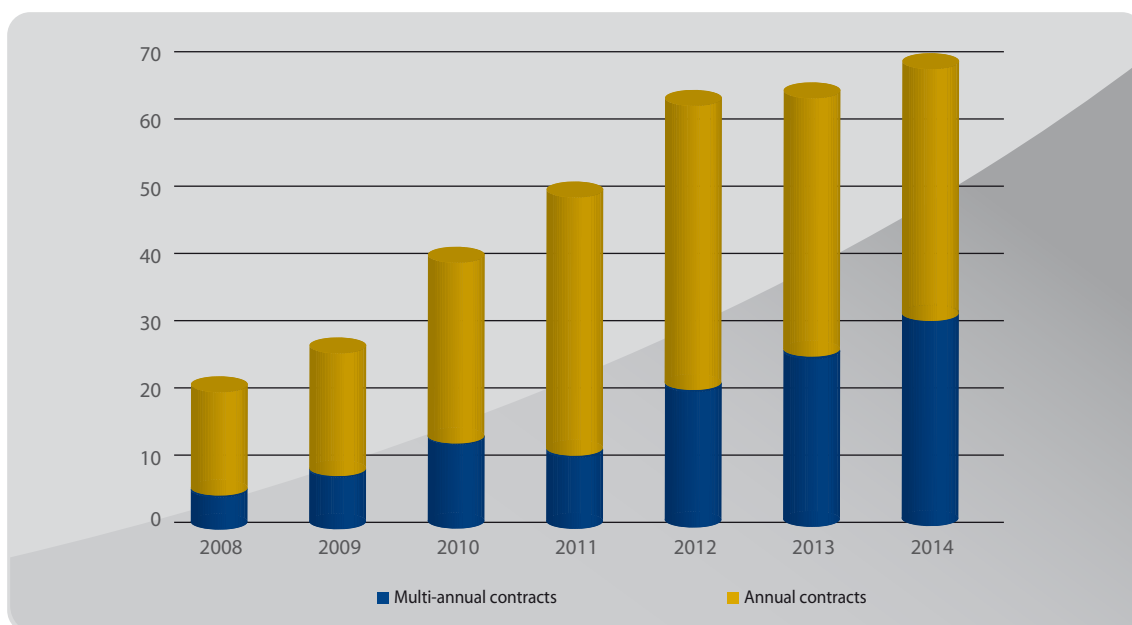
PREDICTABILITY AND FLEXIBILITY OF EXTRA-BUDGETARY RESOURCES

Long-term predictability and availability of resources enable the Organisation to plan and implement programmes more efficiently and effectively. They facilitate planning and prioritisation and contribute to the sustainability of the Organisation's co-operation.

Multi-annual contracts, as compared to annual or other shorter-term contracts, improve predictability of funding and lead to better project planning and implementation. Figure 3 shows the evolution of the number of multi-annual and annual contracts signed with the Council of Europe from 2008 to 2014.

- In the period from 2008 to 2014, the number of multi-annual contracts agreed per year was multiplied by 6.6, from 5 in 2008 to 33 in 2014. There were 38 annual contracts signed in 2014.
- The overall volume of contracts marked a strong increase (376%) in the period from 2008 to 2012; a moderate reduction (by 19%) was recorded in the following two years.

Figure 3 – Annual and multi-annual contracts in the period from 2008 to 2014



■ Framework co-operation agreements with key partners and donors set out shared objectives, the geographical scope of co-operation and multi-annual funding. Such agreements facilitate strategic and effective partnerships and ensure predictable and flexible funding.

Contributions under the framework co-operation agreement established between Norway and the Council of Europe have amounted to over €17 million since 2011. In 2014, through this agreement, Norway provided un-earmarked funding to Council of Europe country-specific action plans (co-operation documents) for Azerbaijan, Georgia and Ukraine.

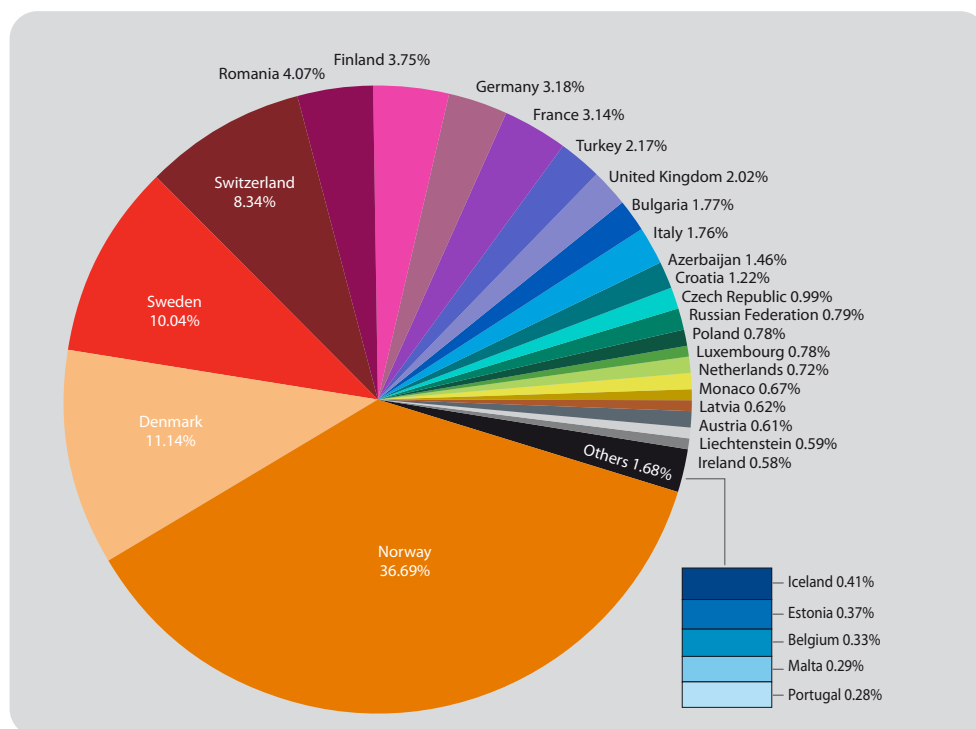
Voluntary contributions from member states

RECEIPTS FROM MEMBER STATES IN 2014

■ Norway remained the largest bilateral donor to the Council of Europe in 2014, with a share of 37% of the total volume of member states' contributions.

■ The second largest bilateral donor was Denmark, accounting for 11% of the total volume of member states' contributions, followed by Sweden (10% of the total) and Switzerland (8% of the total).

Figure 4 – Voluntary contributions by member state in 2014³



■ A total amount of €1 328 215 was received from Romania, Bulgaria, Croatia, the Czech Republic, Poland, Latvia and Malta in the framework of agreements on projects under the EEA and Norway Grants.

■ The EEA and Norway Grants provided a direct contribution of €870 225 to the Council of Europe in respect of its strategic co-operation agreement with the Organisation.⁴

■ In addition to their bilateral contributions, Norway, Germany, the Netherlands, Finland, Switzerland and the United Kingdom continued to support the HRTF, which disbursed €2 644 075 to Council of Europe projects in 2014.

■ In 2014, similar to the year before, the 10 largest bilateral donors contributed 85% of the total receipts from member states. The Council of Europe will continue its efforts to broaden its donor base.

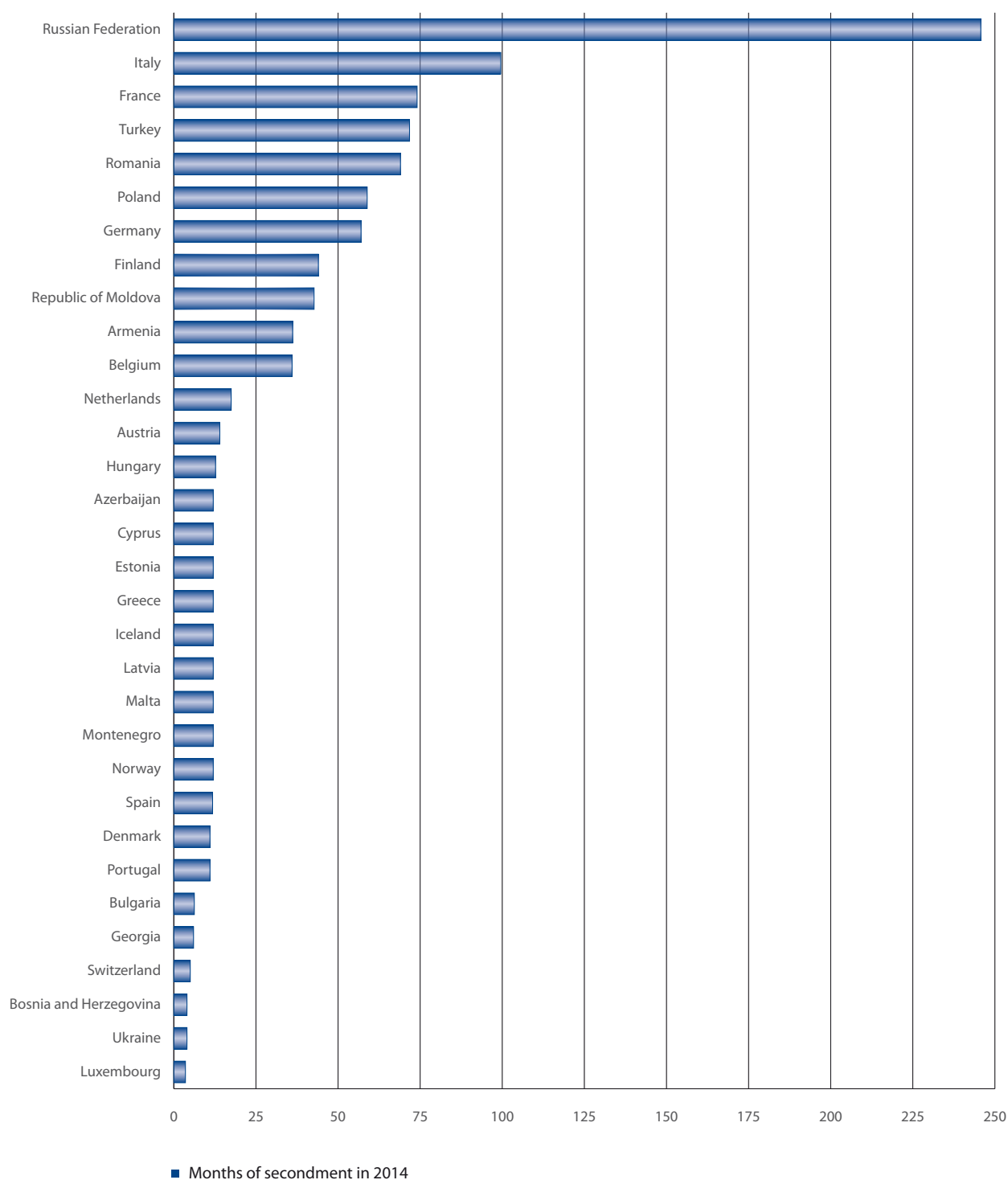
3. Information on individual donors excludes their contributions to the HRTF and the EEA Grants which are reflected separately.

4. The amount of €604 709 was paid by Norway Grants in 2014, which is included in Norway's total contribution of €5 510 489.

SECONDMENTS TO THE COUNCIL OF EUROPE

Member states also make contributions in the form of the secondment of national officials to the Council of Europe. Such secondments are not included in the definition of voluntary contributions but are nonetheless seen as complementary to cash contributions and information is therefore included in this brochure. Some 32 member states seconded national officials to the Organisation in 2014, compared to 27 in 2010. The chart below illustrates secondments by member states in terms of full-time equivalent years in the course of 2014. The total amount of years of secondments is the equivalent of 87 national officials seconded full time to the Council of Europe in 2014.

Figure 5 – Secondments by member states to the Council of Europe



Distribution of extra-budgetary resources in 2014

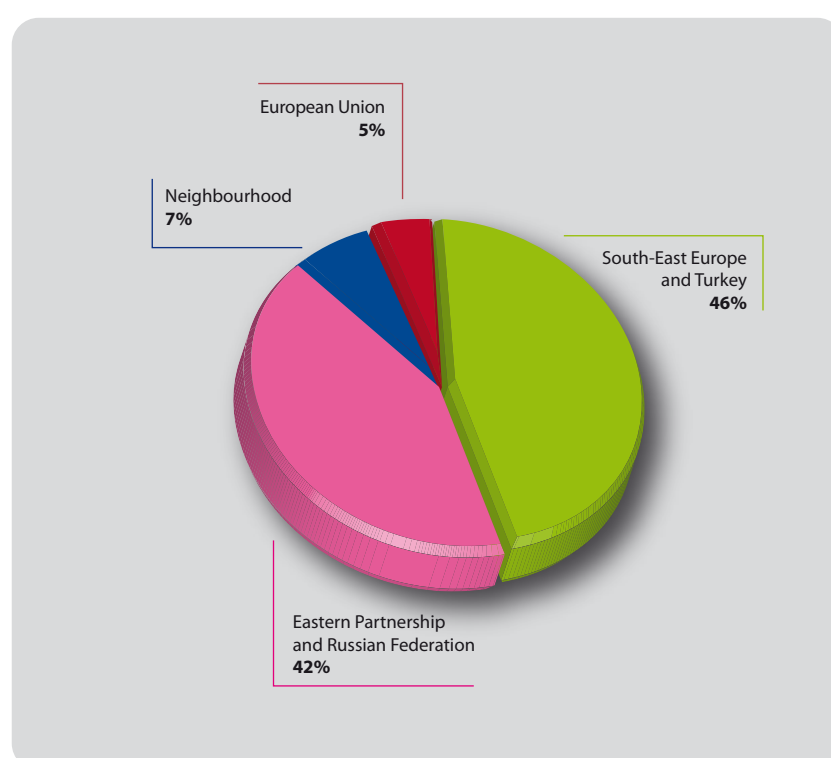
From a total amount of €42 519 249 received in voluntary contributions in 2014, 59% was allocated to bilateral or country-specific co-operation and assistance activities; the remaining 41% funded a large spectrum of thematic and multilateral co-operation activities.

BILATERAL AND COUNTRY-SPECIFIC ASSISTANCE AND CO-OPERATION

The geographical profile of beneficiaries in 2014

A total of €25 million was allocated to bilateral or country-specific activities in 18 member states, five neighbourhood countries, Kosovo⁵ and Belarus. The largest beneficiaries of voluntary contribution projects were concentrated in eastern⁶ and South-East Europe⁷ and Turkey.

Figure 6 – Geographical distribution of voluntary contributions to bilateral or country-specific co-operation and assistance activities. Total allocated in 2014: €25 million



5. All reference to Kosovo, whether the territory, institutions or population, in this text shall be understood in full compliance with United Nations Security Council Resolution 1244 and without prejudice to the status of Kosovo.
6. Eastern Partnership countries (Armenia, Azerbaijan, Georgia, the Republic of Moldova, Ukraine and Belarus) and the Russian Federation.
7. Albania, Bosnia and Herzegovina, Montenegro, Serbia, “the former Yugoslav Republic of Macedonia” and Kosovo.

Projects in South-East Europe (SEE) and Turkey received €11.5 million (46% of the total).

- ▶ With a share of 71% in the total volume of the contributions to projects in this region, the EU was the largest single donor. Contributions from Norway accounted for 15.6%. The third largest donor in this region was Switzerland providing 4.6%, followed by Sweden with a share of 4.5%, with Turkey, the USA and the HRTF together providing 4.3%.
- ▶ Turkey was the main beneficiary in this region receiving 43% of the total, followed by Kosovo (26%), Bosnia and Herzegovina (13%) and Serbia (8%). Albania, Montenegro and a regional project on media each received approximately 3% of the total.

Projects in Eastern Partnership countries and the Russian Federation received a total of €10.4 million (42% of the total), including €6.8 million from member states, €3.3 million from the EU, and €0.3 million from observer states and other sources.

- ▶ EU contributions accounted for 31.9% of the voluntary contributions to the region.
- ▶ Denmark was the largest bilateral donor, accounting for 16% of the total, followed by Norway with 15.9%. Some 14 other member and non-member states,⁸ the HRTF and one non-state institution contributed 36.2%.
- ▶ Ukraine was the largest beneficiary of voluntary contributions in the region (€5 643 518), as it received approximately 13% of total extra-budgetary receipts and 54% of allocations to eastern Europe.

Projects in neighbourhood countries⁹ received €1.7 million (7% of the total).

- ▶ Voluntary contributions to the neighbourhood were provided largely by the EU under joint programmes (63.5%), Norway (35%) and Monaco (1.5%).
- ▶ Kazakhstan was the main beneficiary of voluntary contributions to the neighbourhood receiving 34.6% (€583 719) of the total funding, followed by Tunisia which received 18.1% (€304 559) and Morocco at 18% (€303 166). The Kyrgyz Republic and Jordan received 17.1% (€288 245) and 12.2% (€205 965), respectively.

Projects in EU member states received €1.3 million (5% of the total).

- ▶ Voluntary contributions were provided by Romania (46%), Bulgaria (20%) and Croatia, the Czech Republic, Poland, Latvia and Malta (34% altogether), in the context of bilateral agreements with the Council of Europe on projects under the EEA and Norway Grants.
- ▶ Through the Council of Europe's work with the EEA and Norway Grants, which represent the contributions of Iceland, Liechtenstein and Norway, the Organisation assists EU member states in their domestic efforts to meet standards set out in core Council of Europe conventions, including those covered by the Copenhagen criteria for EU membership.

Thematic distribution of voluntary contributions to bilateral or country-specific activities

Projects in South-East Europe and Turkey (€11 581 091)

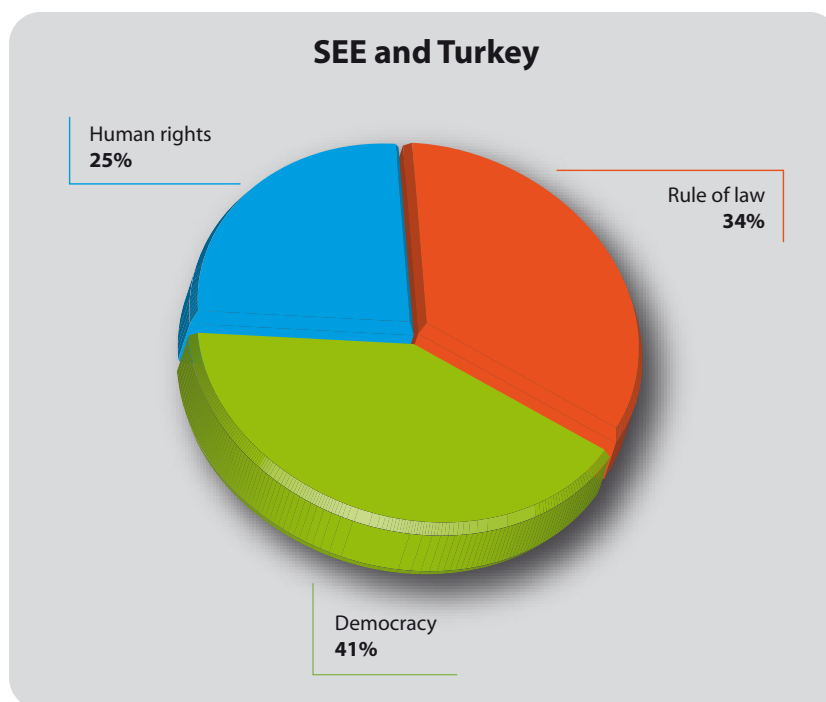
■ The thematic distribution of voluntary contributions in South-East Europe and Turkey is shown in Figure 7.

- ▶ A substantial share of the contributions (41%) was devoted to projects in the field of democracy, including, inter alia support to local government reform (Albania), to gender equality (Bosnia and Herzegovina), higher education (Bosnia and Herzegovina, Kosovo) and cultural diversity (Kosovo), promotion of democratic citizenship and human rights education (Turkey).
- ▶ Activities in the field of the rule of law received 34% including fighting economic crime and trafficking in human beings (Kosovo), preventing and fighting corruption, assisting with reform of the judiciary (Serbia), prison reform (Turkey, Bosnia and Herzegovina) and promoting freedom of expression and information in the region (regional SEE project).

8. Austria, Estonia, Finland, Germany, Hungary, Ireland, Japan, Latvia, Liechtenstein, Luxembourg, Poland, Sweden, Switzerland and the United Kingdom.

9. The southern neighbourhood, the Middle East and Central Asia.

Figure 7 – Thematic distribution of voluntary contributions in SEE and Turkey



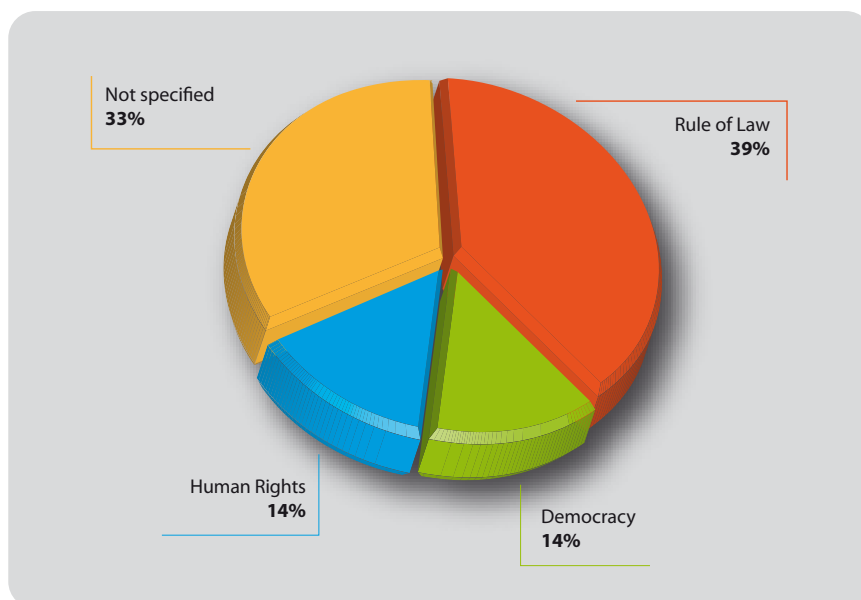
- ▶ Human rights projects benefited from 25% of the contributions received and included support to judiciary reform (Serbia), to the justice system and the ombudsperson institution (Montenegro), and to freedom of expression and the media (Turkey).

Examples of achievements

- ▶ Decentralisation is an ongoing process in Albania and the Council of Europe is a key partner to reforms in this area. Since 2012, the Swiss Government has provided funding to the Council of Europe project Strengthening Local Government Structures (2012-2017), which targets increased co-operation between municipalities, better human resource management in local administrations and effective participation of local government in national decision-making processes. The project has already achieved concrete results in improving human resource management at local level and supporting the implementation of the new Civil Service Act. The project contributed substantially to the preparation of the new territorial reform (amalgamation of local authorities) and currently offers support for the newly established local authorities to reorganise and improve the quality of their services.
- ▶ A project providing support to the judiciary in Serbia in the implementation of the European Convention on Human Rights (the Convention), carried out with funding from Norway, helped align national jurisprudence with the case law of the European Court of Human Rights (the Court) and strengthen the capacities of justice professionals. Addressing specific topics such as the right to a fair trial within a reasonable time frame, the project contributed successfully to reducing the large number of applications against Serbia brought before the Court. The project had a positive impact on inter-judicial dialogue and exchange of information between the highest national courts, as well as on the overall judicial reform process.

Projects in countries of the Eastern Partnership¹⁰ and the Russian Federation (€10 403 234)

Figure 8 shows the thematic distribution of voluntary contributions in the countries of the Eastern Partnership and the Russian Federation.



- ▶ Rule of law activities received 39% of the contributions in support of, inter alia, reform of the judiciary (Armenia, Georgia, Ukraine) and prison service reform (Georgia, Russian Federation).
- ▶ Human rights projects received 14.2% of the voluntary contributions. Projects included, inter alia, support to the ombudsman institution (Public Defender's Office in Georgia), children's rights (Ukraine), human rights in the judiciary field (Russian Federation) and the International Advisory Panel in Ukraine.
- ▶ Some 13.8% of the funding in the region was dedicated to projects promoting democracy, including support to local government reform (Ukraine), activities addressing post-conflict situations (Moldova), electoral assistance (Georgia) and support to the Council of Europe's Information Point in Belarus.
- ▶ One third of the voluntary contributions for the region were non-specified funding, in support of Council of Europe country-specific action plans.

Non-specified or broadly specified funds¹¹

- ▶ In 2014, 8% (€3 407 585) of voluntary contributions to the Council of Europe were not earmarked. As non-specified funding provides the Organisation with the necessary flexibility to pursue thematic or country-specific work, or to react to new developments, resource mobilisation efforts are increasingly aimed at encouraging action plan level or broadly earmarked financing of thematic or country-specific actions.
- ▶ The Council of Europe's country-specific action plans and co-operation documents, agreed by the Committee of Ministers, are essential for setting out the strategic priorities of co-operation with beneficiary countries and the resources required to achieve them.

10. Armenia, Azerbaijan, Georgia, the Republic of Moldova, Ukraine and Belarus.

11. According to the International Public Sector Accounting Standards (IPSAS), "specified" and "non-specified" contributions are accepted and understood in place of the previously used terms "earmarked" and "non-earmarked".

The Immediate Measures Package (IMP) for Ukraine

- ▶ Funding for the IMP for Ukraine¹² was a good example of a broad group of donors providing full funding for a country-specific co-operation programme. A total of 13 Council of Europe member and observer states¹³ contributed to the budget of the IMP, which amounted to €2 678 276. Country-specific action plans and co-operation documents for Azerbaijan and Georgia also benefited from non-specified voluntary contributions in 2014.
- ▶ With the voluntary contributions of member and observer states, the IMP for Ukraine achieved concrete results.
- ▶ The National Human Rights Strategy for Ukraine has been advanced with Council of Europe assistance and in close co-operation with key national stakeholders including the Ministry of Justice, the Ministry of Foreign Affairs, the Verkhovna Rada, the Office of the President of Ukraine, the Ukrainian Parliament Commissioner for Human Rights (the Ombudsman), as well as the international community.
- ▶ Capacity-development courses for legal professionals (in particular lawyers defending the interests of victims) were developed and implemented by the National School of Judges and the National Academy of Prosecutors.
- ▶ Staff at the Ombudsperson's office have been trained in preventing human rights violations, in accordance with the European Committee for the Prevention of Torture and Inhuman or Degrading Treatment or Punishment (CPT) standards. Technical support was provided including equipment for measuring detention conditions.
- ▶ Relevant staff members at the General Prosecutor's Office and the Government Agent of Ukraine improved their understanding of investigation obligations under the Convention. Support has also been provided to relevant NGOs for the rehabilitation of victims.

Projects in the southern Mediterranean, Middle East and Central Asia¹⁴ (€1 685 654)

■ This funding allowed the Council of Europe to promote rule of law reform in the neighbourhood, including through co-operation with the European Commission for Democracy through Law (Venice Commission), to reform national justice systems, to encourage freedom of media, gender equality and the fight against violence, and to foster democratic citizenship and human rights education.

Examples of achievements in the southern Mediterranean region

- ▶ Since 2012, the Council of Europe Venice Commission has established solid co-operation with the National Constituent Assembly (NCA) of Tunisia. With financial support from Norway, the Venice Commission provided recommendations and advice to the NCA in the drafting of the new Constitution of Tunisia. The approval of the constitution and the parliamentary and presidential elections held in 2014 marked a new phase in the country's transitional process.
- ▶ In the fields of combating violence against women and children and promoting gender equality, projects funded by Norway and the EU promoted the relevant Council of Europe conventions, and supported legal and policy reforms in Morocco, Tunisia and Jordan.
- ▶ The Council of Europe helped set up the schools of political studies in Morocco and Tunisia to engage emerging leaders and provide democratic leadership training.

12. ODGProg/Inf(2014)7.

13. Denmark, Estonia, Finland, Germany, Ireland, Japan, Liechtenstein, Luxembourg, Norway, Poland, Romania, Sweden and Switzerland.

14. Kazakhstan, Kyrgyzstan, Jordan, Tunisia, Morocco.

Projects in EU member states (€1 328 215)

■ EU member states¹⁵ benefited from voluntary contributions totalling €1 328 215. Funding was provided by the beneficiary countries within their arrangements with the EEA and Norway Grants.

- ▶ A large part of this funding was devoted to co-operation in the field of rule of law (77%) to promote reform of the judiciary, improve judicial institutions and courts, and engage in programmes on prison reform.
- ▶ Support was also provided to human rights projects and projects for democracy, to strengthen fundamental rights; protect minorities, children and youth at risk; and fight intolerance, discrimination and violence.

The EEA and Norway Grants provide funding to co-operation activities of the Council of Europe with 10 countries, members of the EU, in the fields of the judiciary, prison and police, the education and care of vulnerable children and youth at risk, including Roma. Programmes also aim at fighting organised crime and trafficking, discrimination and gender-based violence.

- ▶ Since 2011, the EEA and Norway Grants and the Council of Europe have supported co-operation programmes in Bulgaria, Croatia, Cyprus, the Czech Republic, Hungary, Latvia, Malta, Poland, Romania and the Slovak Republic.
- ▶ In 2014, the Council of Europe was involved in 21 programmes and 27 pre-defined projects in 10 countries.

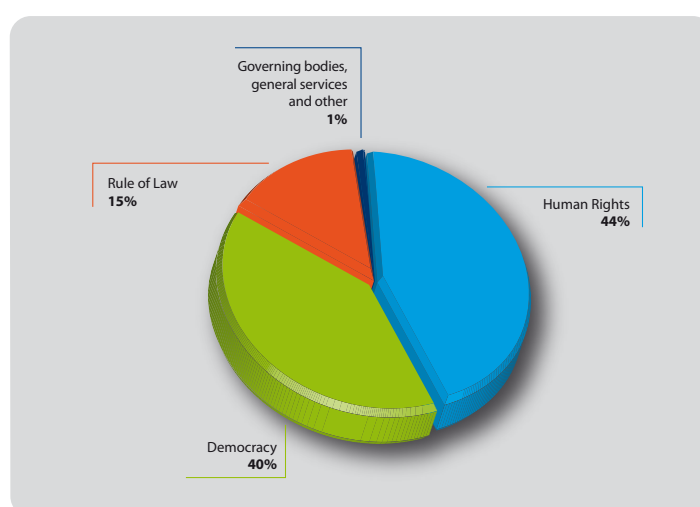
Examples of achievements

- ▶ In the field of the rule of law, the Council of Europe supports programmes in Bulgaria, Croatia and Romania, using European Commission for the Efficiency of Justice (CEPEJ) tools and methodologies to reduce lengths of proceedings and the backlog of cases, enforce domestic courts' decisions and improve transparency in the functioning of courts. Improvements have been achieved in the management and transparent functioning of judicial institutions and courts. In Bulgaria and Romania, minority and vulnerable groups, in particular Roma, have better access to justice: judges, prosecutors, lawyers, and law-enforcement officers are trained to deal with complex criminal, civil and administrative cases while applying European standards. In Croatia, administrative procedures and the case-management system in courts are being improved.

MULTILATERAL AND THEMATIC CO-OPERATION

■ Figure 9 illustrates the allocation of voluntary contributions of a total of €17.5 million to thematic and multilateral co-operation activities, broken down by pillar of the programme and budget.

Figure 9 – Allocation of voluntary contributions, by pillar



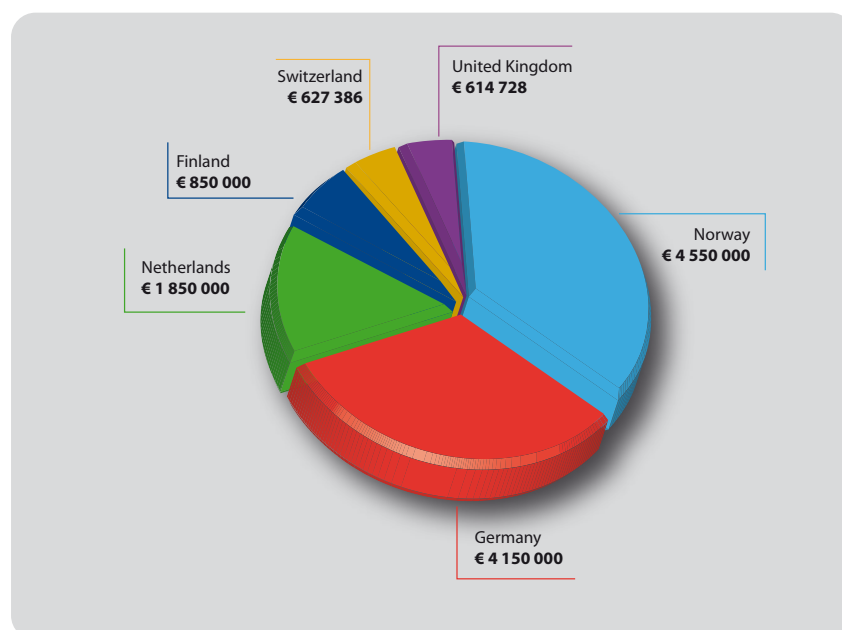
15. Bulgaria, Croatia, Cyprus, the Czech Republic, Hungary, Latvia, Malta, Poland, Romania and the Slovak Republic.

- ▶ Approximately 44.4% of the voluntary contributions for thematic and multilateral co-operation activities were allocated to projects in the field of human rights in order to support implementation of the Convention and the Court's judgments, promote children's rights and Roma inclusion, as well as activities fighting discrimination and violence against women and domestic violence. Joint programmes with the EU focused on activities aimed at facilitating access to education, health care and employment for Roma, and fighting ill-treatment and impunity in places of detention. EU contributions outside the framework of joint programmes included co-operation with the European Directorate for the Quality of Medicines and Healthcare (EDQM) and the CEPEJ.
- ▶ Some 40% of the multilateral receipts were allocated to projects in the area of democracy, including substantial support to education and youth, co-operation with the Parliamentary Assembly of the Council of Europe and the Congress of Local and Regional Authorities of the Council of Europe, the World Forum for Democracy, the Council of Europe campaigns against discrimination and domestic violence, European heritage days and others.
- ▶ A total of 14.6% of the multilateral receipts were allocated to projects in the field of the rule of law to facilitate the implementation of standards, recommendations for monitoring and technical assistance in the fight against organised and economic crime (cybercrime, money laundering) and for co-operation with the Venice Commission and the CEPEJ.
- ▶ The remaining funding (about 1%) supported the Governing bodies, general services and other.

The Human Rights Trust Fund

Voluntary contributions from Norway, Germany, the Netherlands, Finland, Switzerland and the United Kingdom to the HRTF allow the Council of Europe to promote knowledge of and compliance with the European Convention on Human Rights within member states. Since 2008,¹⁶ the donors have contributed a total of €12 642 000 to the HRTF.

Figure 10 – Contributions to the HRTF 2008-2014



■ In 2014:

- ▶ Total contributions to the HRTF amounted to €1 750 000, compared to €1 818 000 in 2013 and €2 971 000 in 2012.
- ▶ The HRTF disbursed €2 644 075 to the Council of Europe, representing 14.7% of member states' extra-budgetary contributions and 6.2% of the total volume of the Organisation's extra-budgetary resources.

16. For the period from 2008 to 2014.

- ▶ Some 65.6% of the HRTF funding supported multilateral activities involving the Court, its training institute and the execution of judgments, and strengthened the capacities of legal professionals through the European Programme for Human Rights Education for Legal Professionals (the HELP Programme).
- ▶ Another 34.4% of the HRTF funding was allocated to bilateral and country-specific projects in Ukraine, Turkey and the Russian Federation.

Examples of achievements of projects funded by the HRTF

- ▶ The HRTF supports the Court's information programme, Bringing the Convention Closer to Home, which facilitates accessibility to and understanding of leading Convention principles and standards and promotes their implementation in Albania, Armenia, Azerbaijan, Bosnia and Herzegovina, Georgia, Moldova, Montenegro, Serbia, "the Former Yugoslav Republic of Macedonia", Turkey and Ukraine. The activities of the training institute of the Court promote knowledge of the Court and the Convention and the exchange of best practice in close co-operation with lawyers and national judges from the Registry of the Court. In 2014, the training institute of the Court carried out training sessions for more than 100 lawyers from five countries.
- ▶ The HELP Programme received significant funding to raise awareness of the Convention and its implementation, and improve training of judges, prosecutors, lawyers and national officials. HELP provides self-learning resources via its website.

Conclusion

Extra-budgetary contributions remain an essential resource for the Council of Europe, and the main source of funding for the Organisation's technical assistance and co-operation activities. They are crucial to the impact of the work of the Organisation.

■ Ensuring long-term availability of resources on a predictable basis enables the Organisation to plan and implement programmes more efficiently and effectively. Framework co-operation agreements and multi-annual contracts with key partners and donors will continue to be actively promoted.

■ The Council of Europe's country-specific action plans and co-operation documents, which set out strategic priorities of co-operation with beneficiary countries and the resources required to achieve them, will continue to facilitate the pooling of extra-budgetary resources. As non-specified funding provides the necessary flexibility to react to new developments, or to pursue thematic or country-specific work, the Organisation will continue to encourage thematic or country-specific financing, in preference to the funding of individual projects.

■ The Office of the Directorate General of Programmes (ODGP) – through the Resource Mobilisation and Donor Relations Division – has an Organisation-wide responsibility to promote active extra-budgetary resource mobilisation, including overall co-ordination with all sectors of the Organisation, and long-term relationships with donors.

■ The Council of Europe accepts voluntary contributions for the implementation of its programme and budget from member, observer and non-member states, international organisations, foundations, the private sector and individuals who share the goals and values of the Organisation.

■ Since July 2014, the Council of Europe has been included on the OECD DAC list of ODA-eligible international organisations,¹⁷ with a coefficient of 40%. This is applicable to members' obligatory contributions to the Ordinary Budget and non-specified thematic voluntary contributions to the Council of Europe's programmes and is reportable as multilateral ODA as from 2013 flows. Voluntary contributions for country-specific action plans or projects, in countries or territories on the DAC List of ODA recipients, continue to be reportable as bilateral ODA up to 100%.¹⁸

For more information on how to contribute to the Council of Europe,
please contact the Secretariat at the following address:

**Resource Mobilisation and Donor Relations Division
Office of the Directorate General of Programmes
RMDR@coe.int – www.coe.int/en/web/programmes**

► Mr Matthew Barr, Head of Division
Tel. +33 (0)38841-2165 – Matthew.Barr@coe.int

► Ms Sylvia Ivanova
Tel. +33 (0)39021-5293 – Sylvia.Ivanova@coe.int

► Ms Jennifer Trudeau
Tel. +33 (0)38841-2156 – Jennifer.Trudeau@coe.int

► HRTF website:
www.coe.int/humanrightstrustfund

17. www.oecd.org/dac/stats/annex2.htm

18. See document GR-PBA (2015) 17.

APPENDIX 1

Donor profiles 2014



Albania

Voluntary contribution:

None

Member state ranking:

Did not contribute

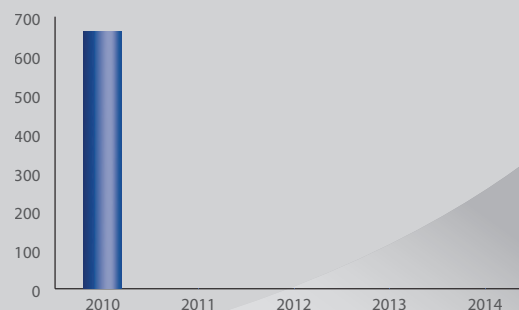
Ranking per capita:

Did not contribute

Voluntary contributions
per pillar in 2014

No donation in 2014

Voluntary contributions 2010-2014



Andorra

Voluntary contribution:

€22 250

Member state ranking:

30/47

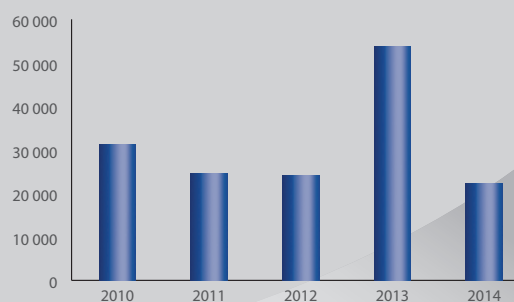
Ranking per capita:

5/47

Voluntary contributions
per pillar in 2014



Voluntary contributions 2010-2014



Armenia

Voluntary contribution:

None

Member state ranking:

Did not contribute

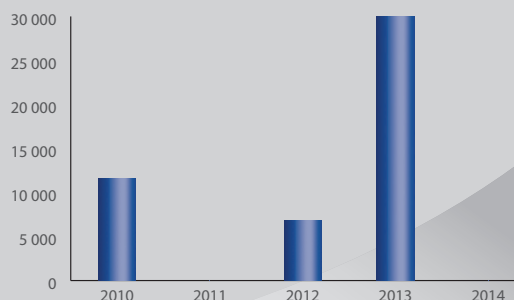
Ranking per capita:

Did not contribute

Voluntary contributions
per pillar in 2014

No donation in 2014

Voluntary contributions 2010-2014





Austria

Voluntary contribution:

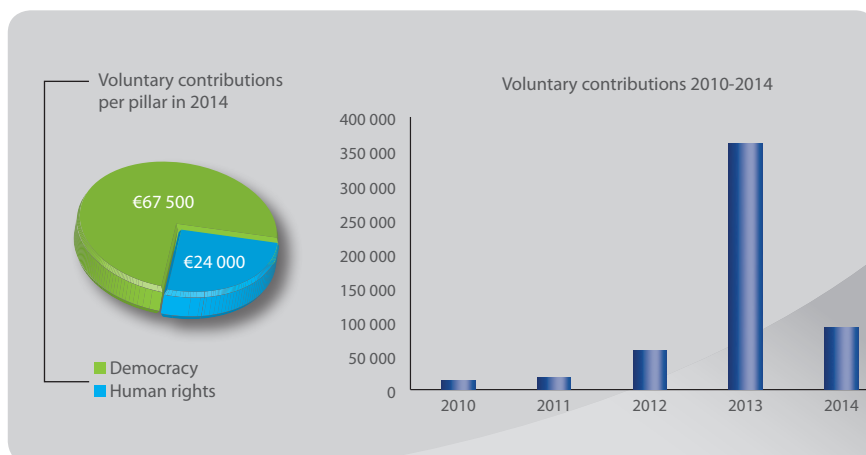
€91 500

Member state ranking:

22/47

Ranking per capita:

20/47



Azerbaijan

Voluntary contribution:

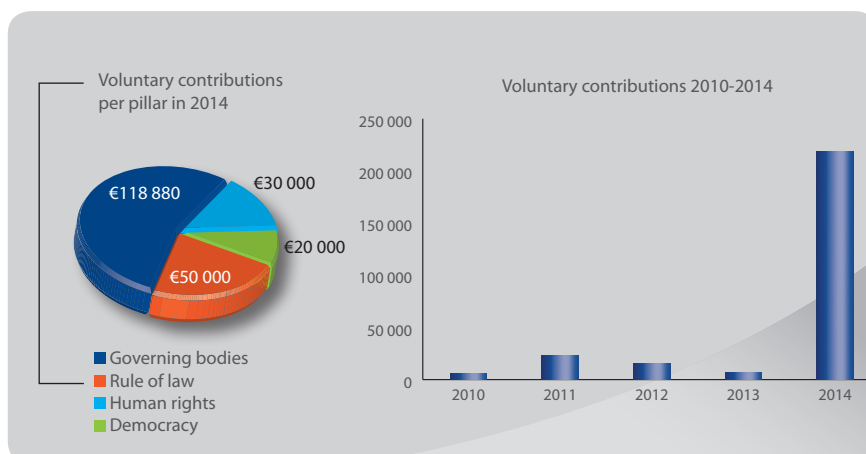
€218 880

Member state ranking:

13/47

Ranking per capita:

17/47



Belgium

Voluntary contribution:

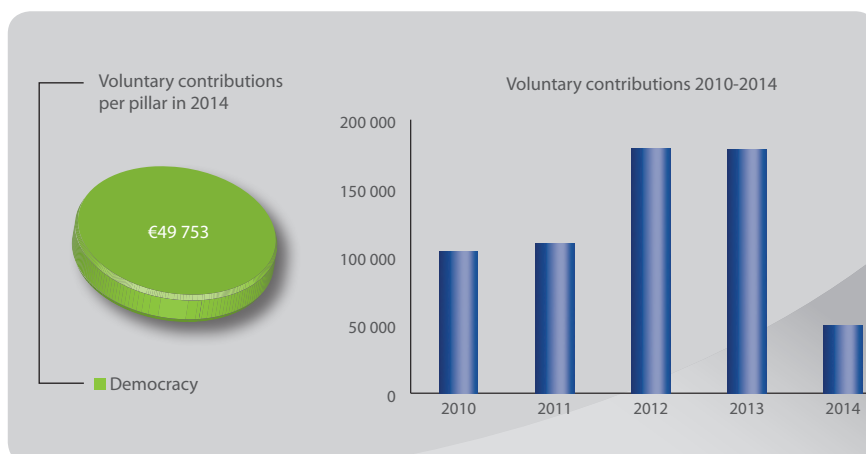
€49 753

Member state ranking:

27/47

Ranking per capita:

25/47





Bosnia and Herzegovina

Voluntary contribution:

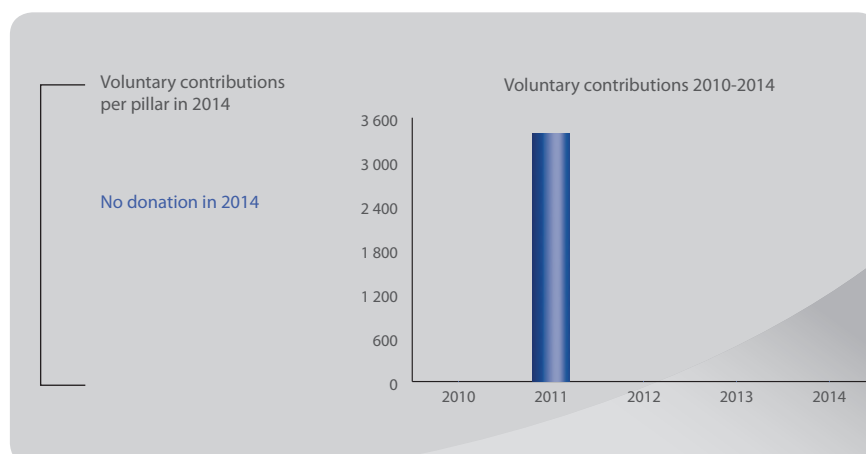
None

Member state ranking:

Did not contribute

Ranking per capita:

Did not contribute



Bulgaria

Voluntary contribution:

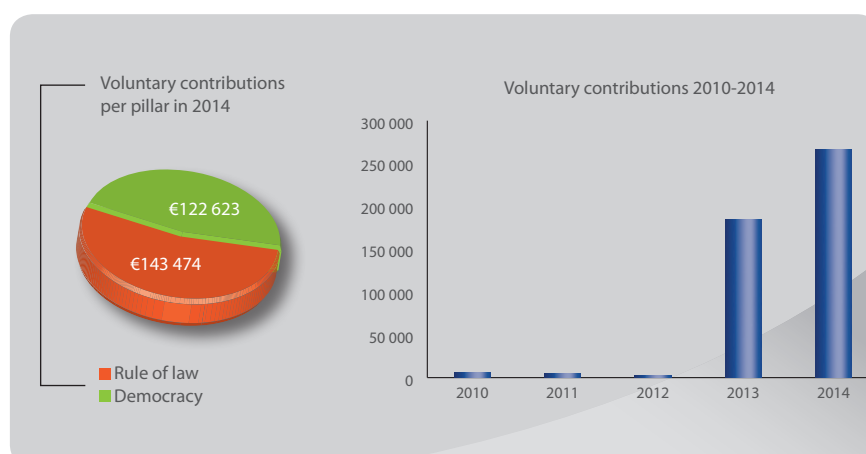
€266 097

Member state ranking:

11/47

Ranking per capita:

15/47



Croatia

Voluntary contribution:

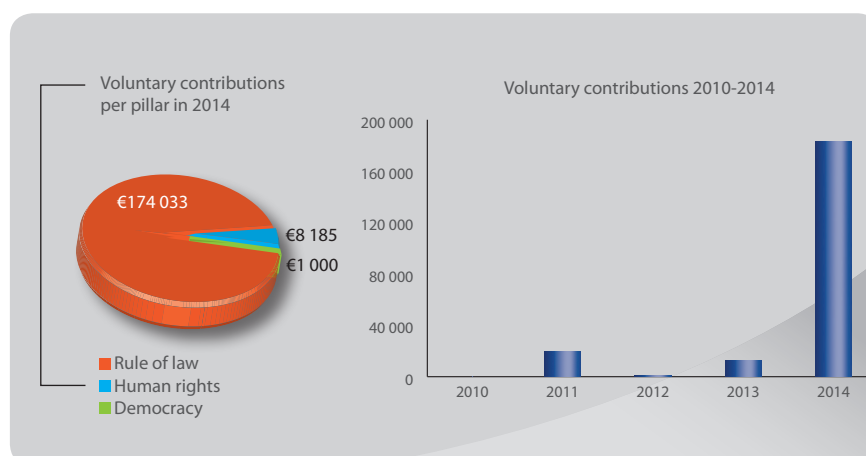
€183 218

Member state ranking:

14/47

Ranking per capita:

14/47





Cyprus

Voluntary contribution:

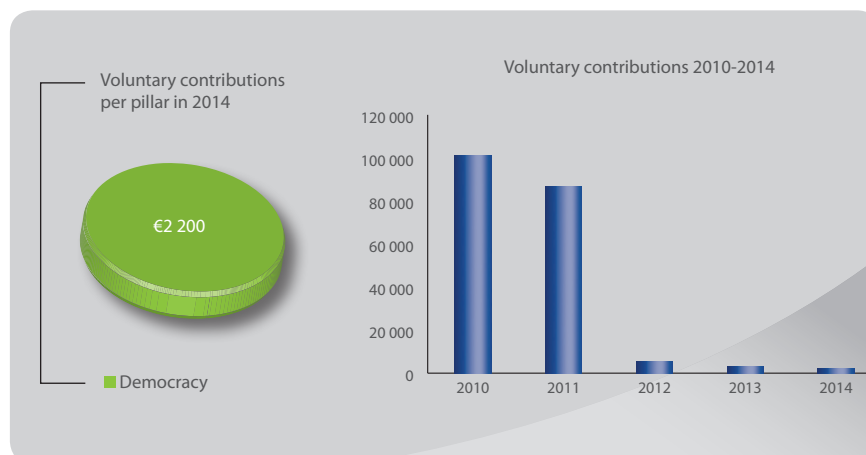
€2 200

Member state ranking:

34/47

Ranking per capita:

31/47



Czech Republic

Voluntary contribution:

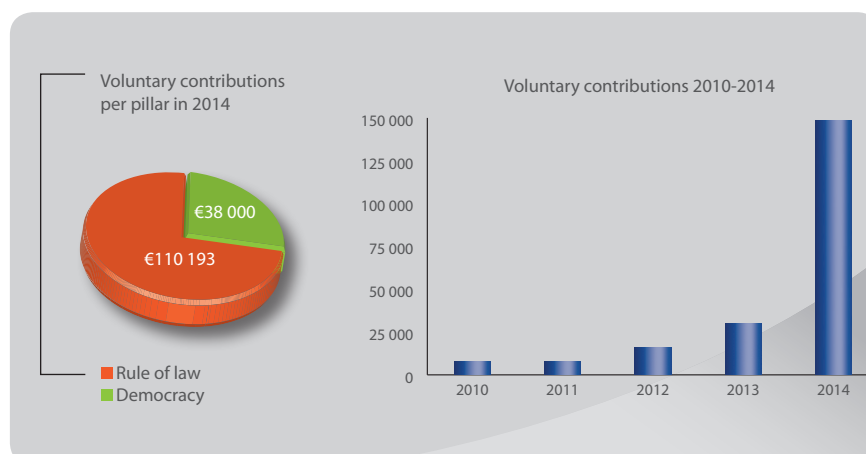
€148 193

Member state ranking:

15/47

Ranking per capita:

19/47



Denmark

Voluntary contribution:

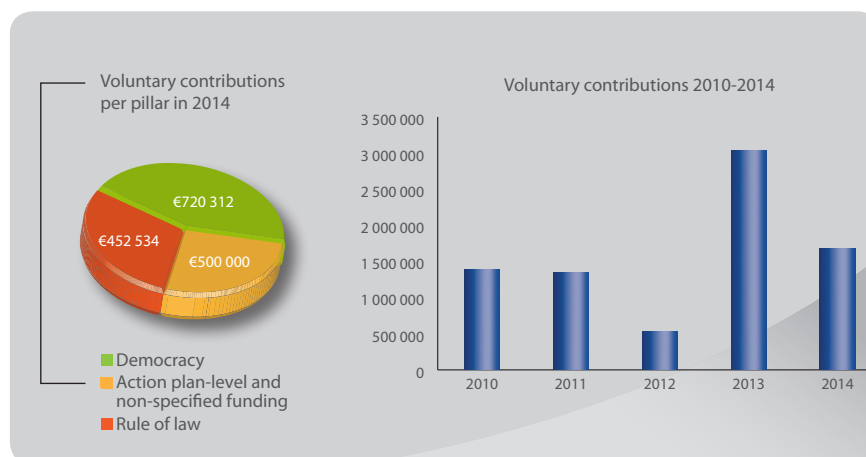
€1 672 846

Member state ranking:

2/47

Ranking per capita:

4/47





Estonia

Voluntary contribution:

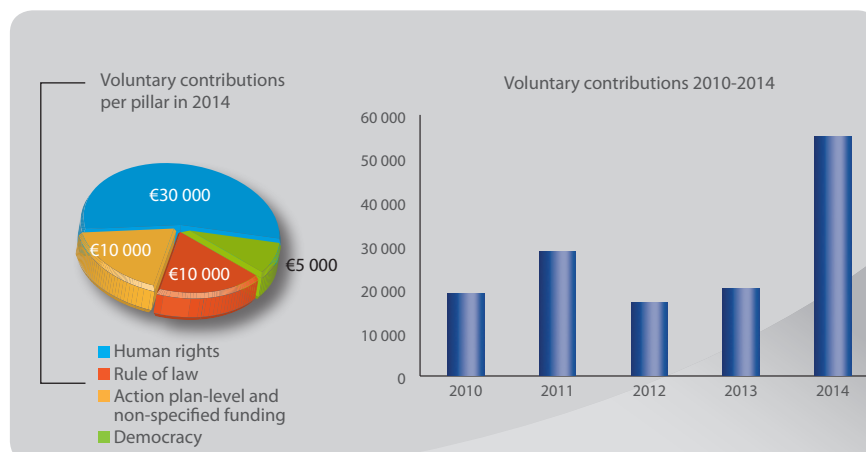
€55 000

Member state ranking:

26/47

Ranking per capita:

13/47



Finland

Voluntary contribution:

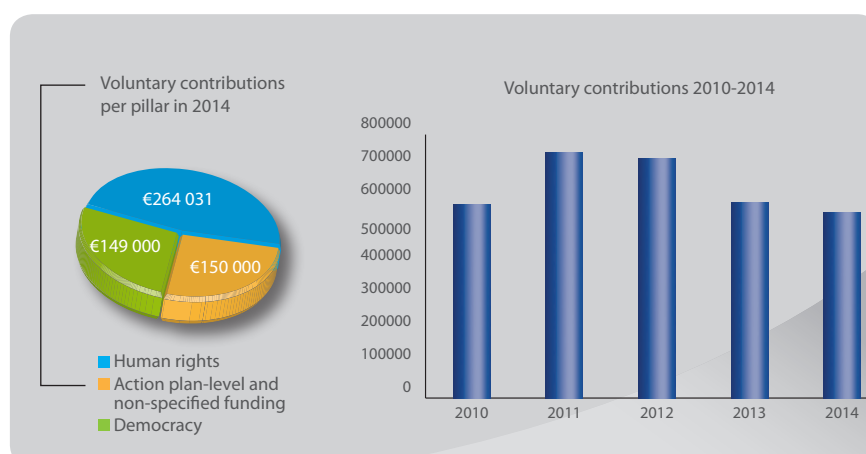
€563 031

Member state ranking:

6/47

Ranking per capita:

10/47



France

Voluntary contribution:

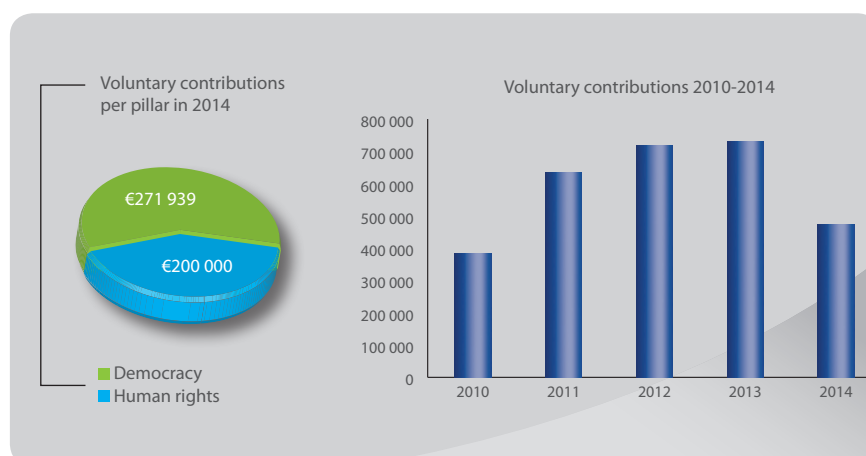
€471 939

Member state ranking:

8/47

Ranking per capita:

21/47





Georgia

Voluntary contribution:

None

Member state ranking:

Did not contribute

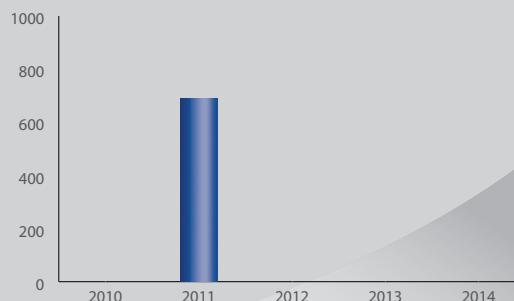
Ranking per capita:

Did not contribute

No donation in 2014

Voluntary contributions
per pillar in 2014

Voluntary contributions 2010-2014



Germany

Voluntary contribution:

€476 968

Member state ranking:

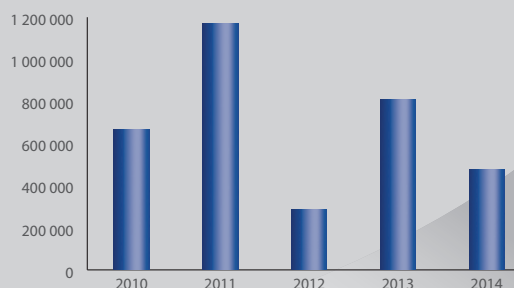
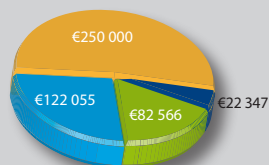
7/47

Ranking per capita:

23/47

Voluntary contributions
per pillar in 2014

Voluntary contributions 2010-2014



Greece

Voluntary contribution:

None

Member state ranking:

Did not contribute

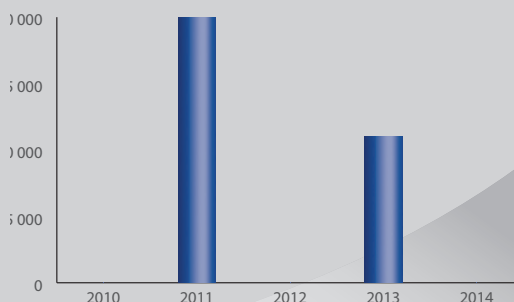
Ranking per capita:

Did not contribute

No donation in 2014

Voluntary contributions
per pillar in 2014

Voluntary contributions 2010-2014





Hungary

Voluntary contribution:

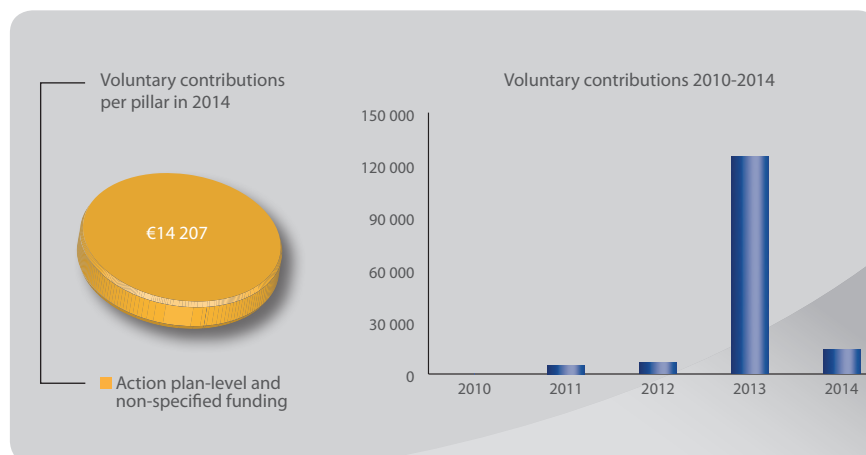
€14 207

Member state ranking:

32/47

Ranking per capita:

33/47



Iceland

Voluntary contribution:

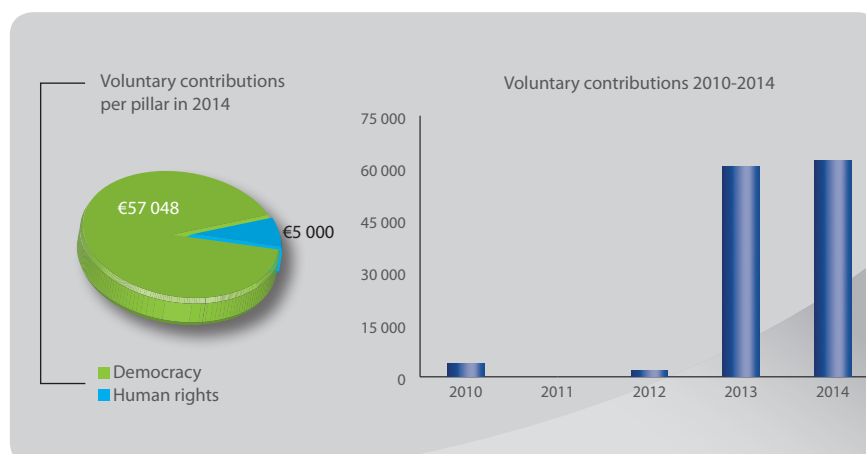
€62 048

Member state ranking:

25/47

Ranking per capita:

7/47



Ireland

Voluntary contribution:

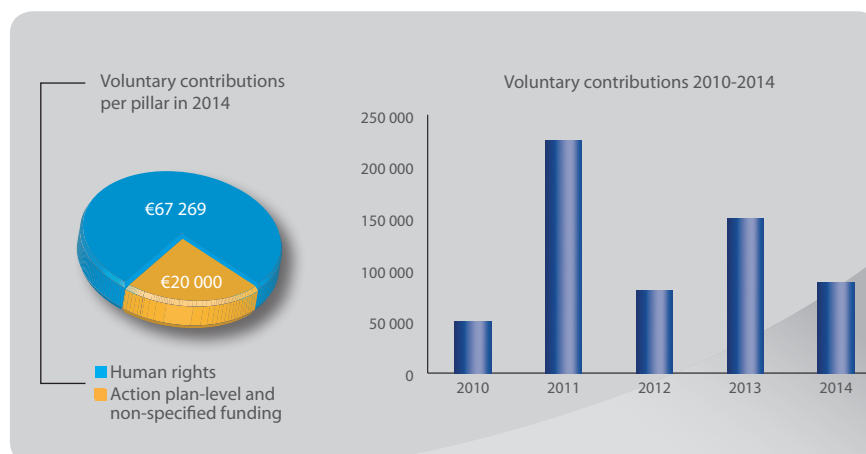
€87 269

Member state ranking:

24/47

Ranking per capita:

18/47





Italy

Voluntary contribution:

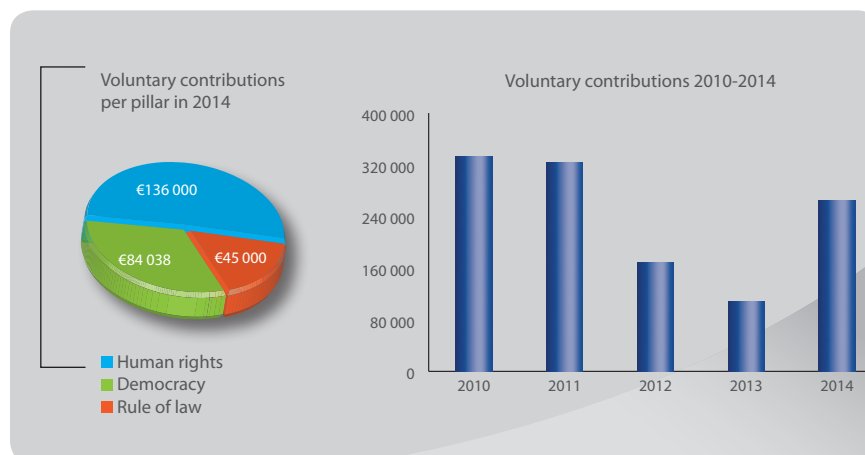
€265 038

Member state ranking:

12/47

Ranking per capita:

27/47



Latvia

Voluntary contribution:

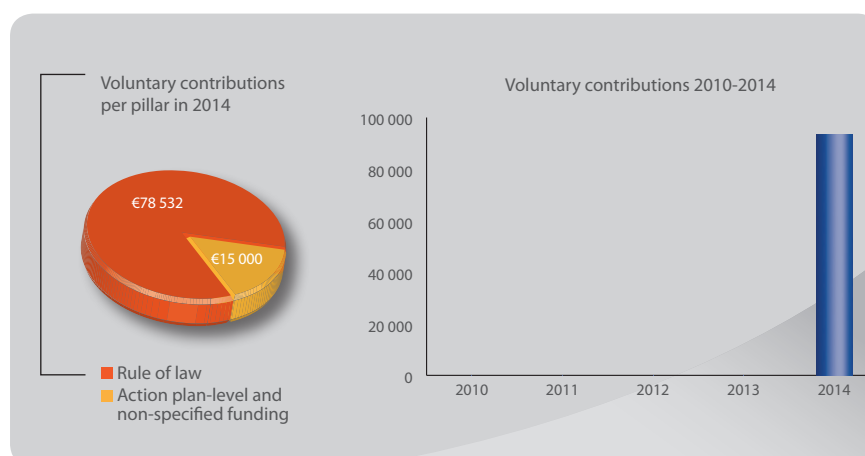
€93 532

Member state ranking:

21/47

Ranking per capita:

12/47



Liechtenstein

Voluntary contribution:

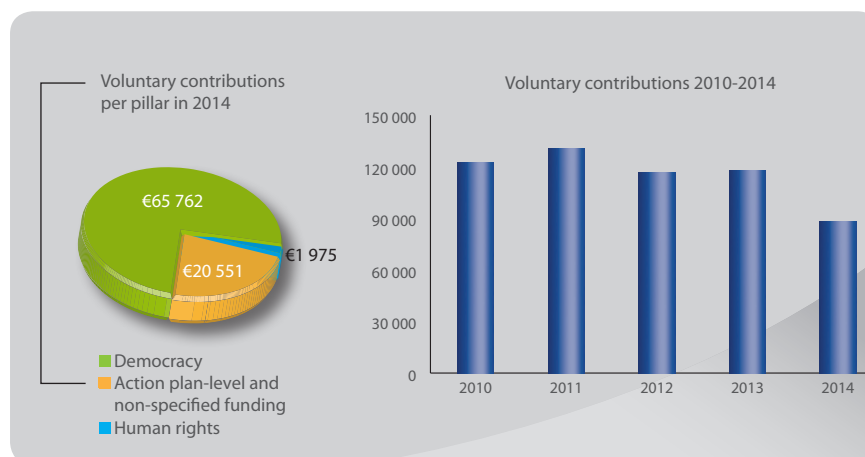
€88 288

Member state ranking:

23/47

Ranking per capita:

2/47





Lithuania

Voluntary contribution:

None

Member state ranking:

Did not contribute

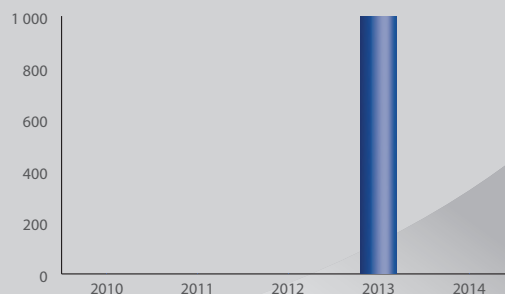
Ranking per capita:

Did not contribute

Voluntary contributions
per pillar in 2014

No donation in 2014

Voluntary contributions 2010-2014



Luxembourg

Voluntary contribution:

€116 539

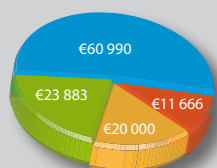
Member state ranking:

18/47

Ranking per capita:

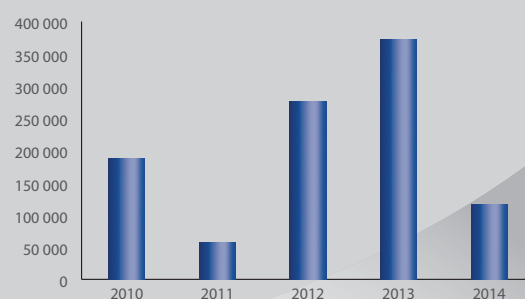
6/47

Voluntary contributions
per pillar in 2014



Human rights
Democracy
Action plan-level and
non-specified funding
Rule of law

Voluntary contributions 2010-2014



Malta

Voluntary contribution:

€43 074

Member state ranking:

28/47

Ranking per capita:

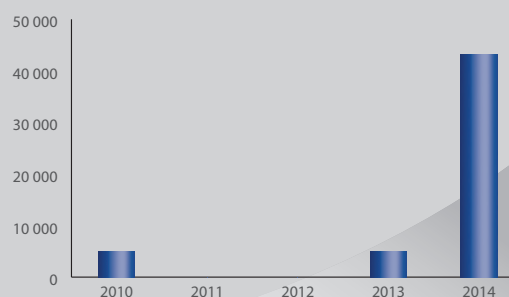
11/47

Voluntary contributions
per pillar in 2014



Democracy

Voluntary contributions 2010-2014





Republic of Moldova

Voluntary contribution:

None

Member state ranking:

Did not contribute

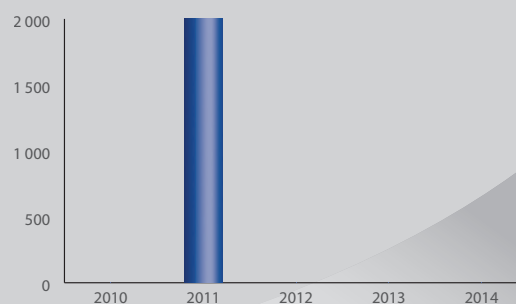
Ranking per capita:

Did not contribute

Voluntary contributions
per pillar in 2014

No donation in 2014

Voluntary contributions 2010-2014



Monaco

Voluntary contribution:

€101 000

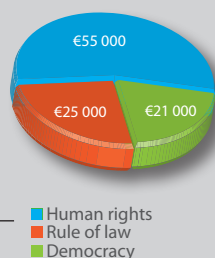
Member state ranking:

20/47

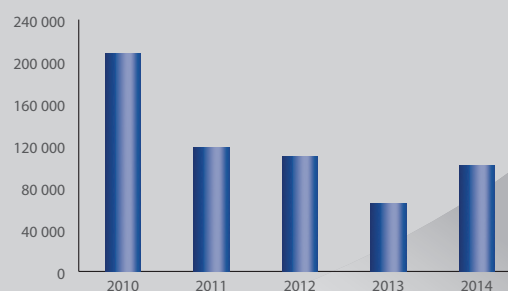
Ranking per capita:

1/47

Voluntary contributions
per pillar in 2014



Voluntary contributions 2010-2014



Montenegro

Voluntary contribution:

None

Member state ranking:

Did not contribute

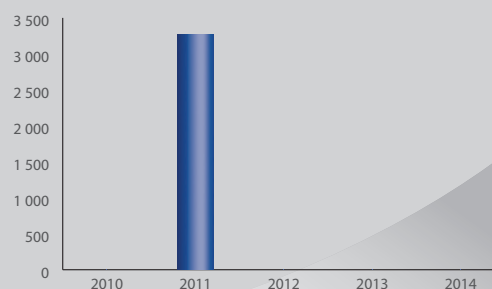
Ranking per capita:

Did not contribute

Voluntary contributions
per pillar in 2014

No donation in 2014

Voluntary contributions 2010-2014





Netherlands

Voluntary contribution:

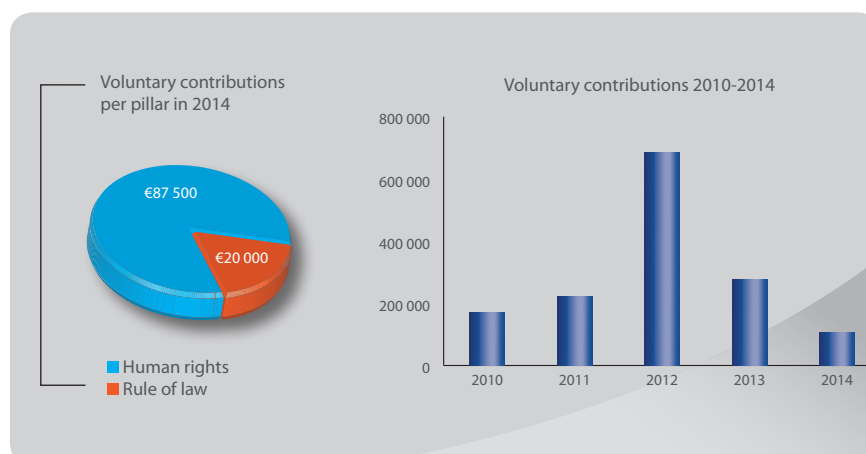
€107 500

Member state ranking:

19/47

Ranking per capita:

22/47



Norway

Voluntary contribution:

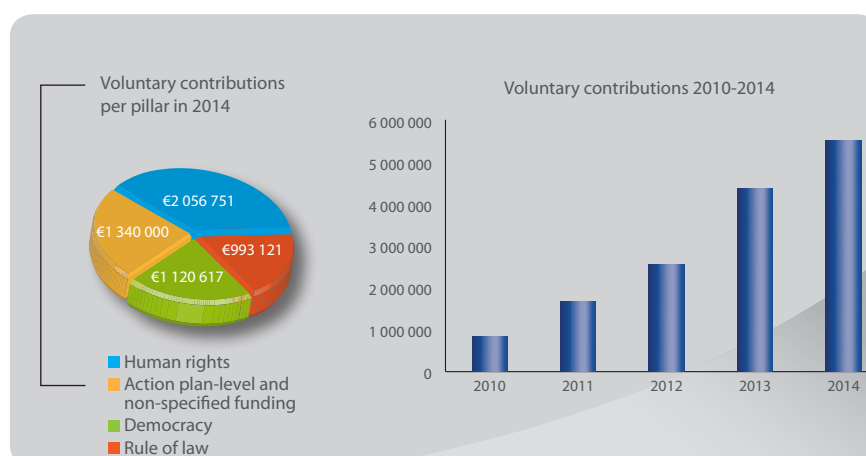
€5 510 489

Member state ranking:

1/47

Ranking per capita:

3/47



Poland

Voluntary contribution:

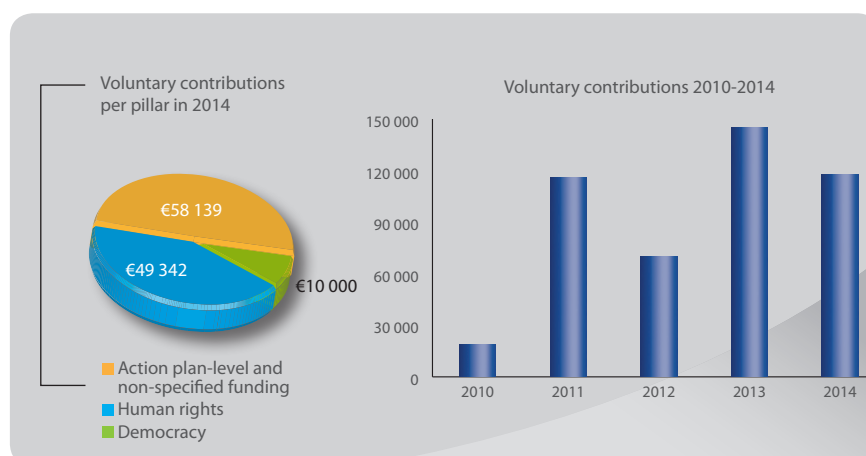
€117 481

Member state ranking:

17/47

Ranking per capita:

30/47





Portugal

Voluntary contribution:

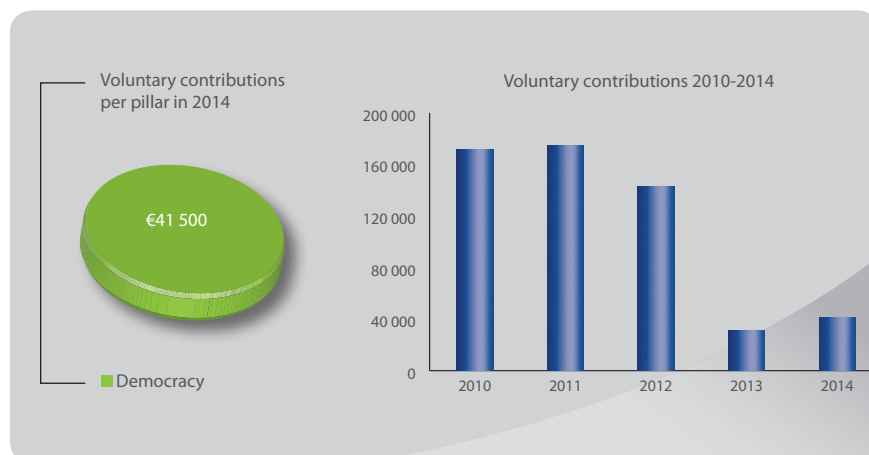
€41 500

Member state ranking:

29/47

Ranking per capita:

28/47



Romania

Voluntary contribution:

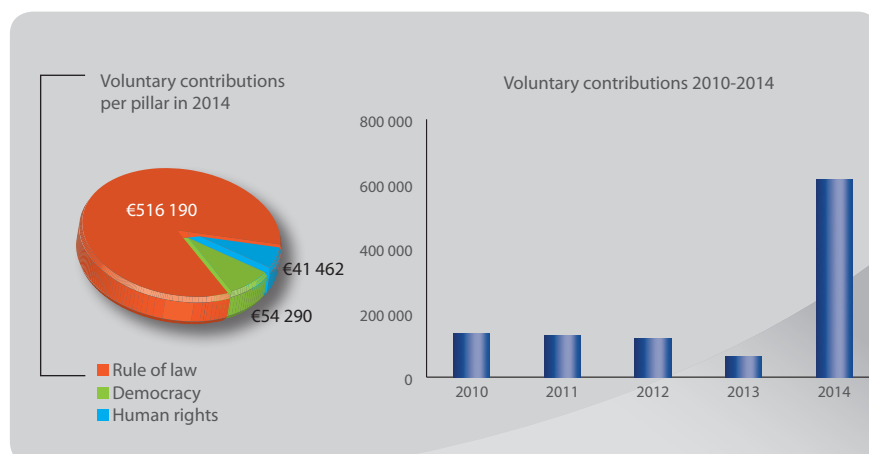
€511 942

Member state ranking:

5/47

Ranking per capita:

16/47



Russian Federation

Voluntary contribution:

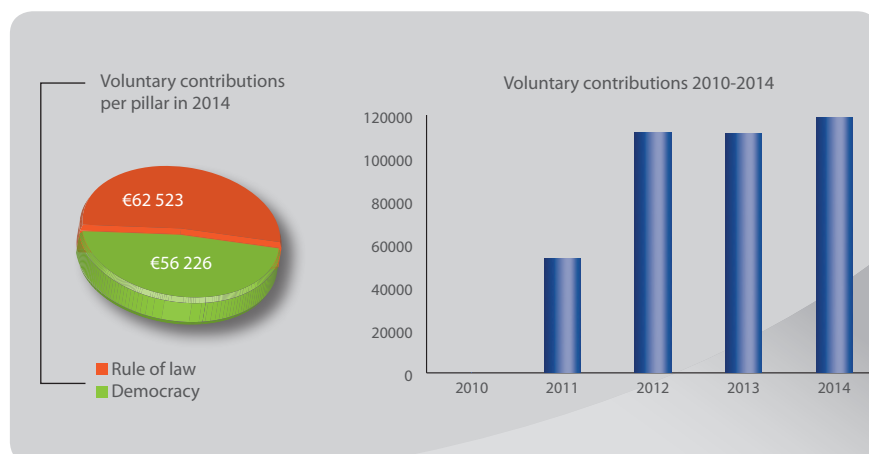
€118 749

Member state ranking:

16/47

Ranking per capita:

34/47





San Marino

Voluntary contribution:

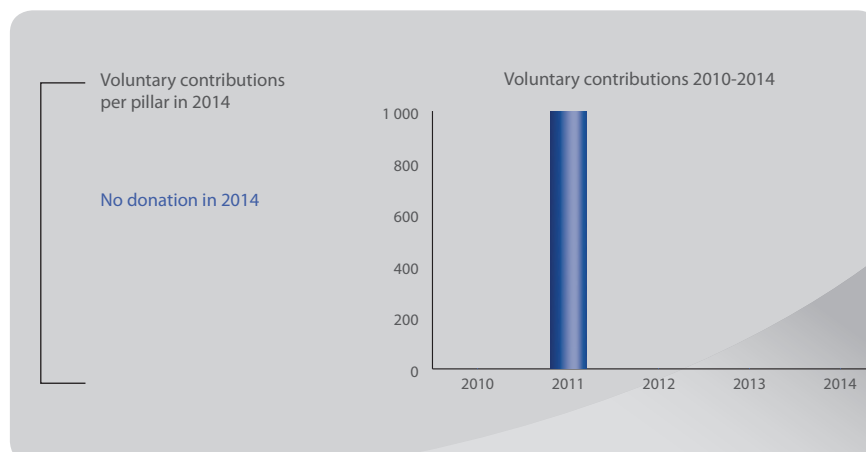
None

Member state ranking:

Did not contribute

Ranking per capita:

Did not contribute



Serbia

Voluntary contribution:

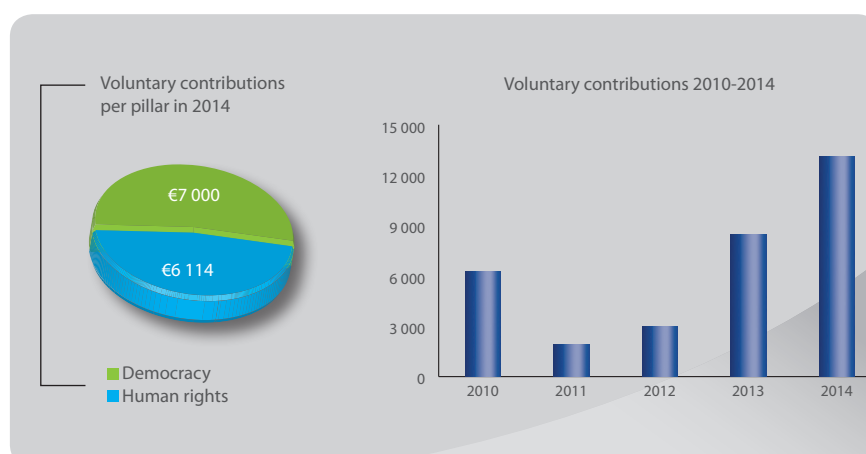
€13 114

Member state ranking:

33/47

Ranking per capita:

32/47



Slovak Republic

Voluntary contribution:

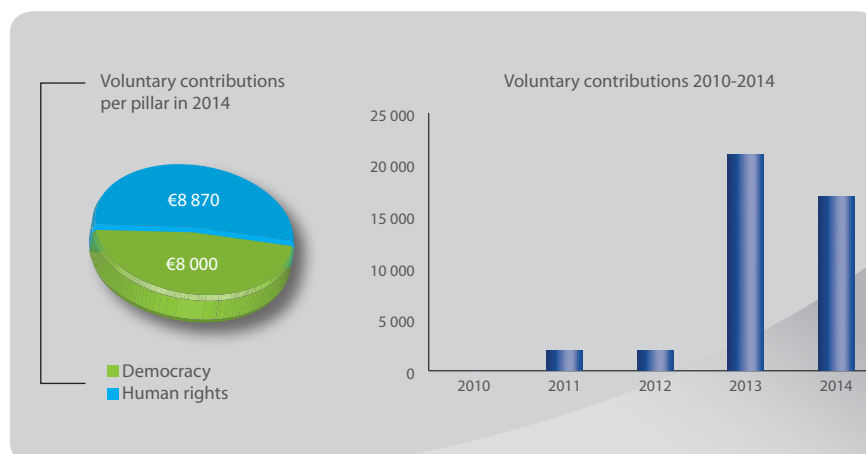
€16 870

Member state ranking:

31/47

Ranking per capita:

29/47





Slovenia

Voluntary contribution:

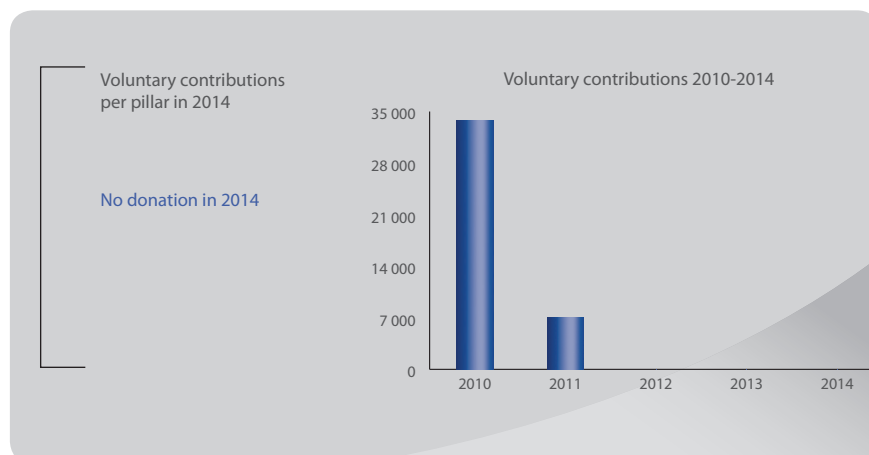
None

Member state ranking:

Did not contribute

Ranking per capita:

Did not contribute



Spain

Voluntary contribution:

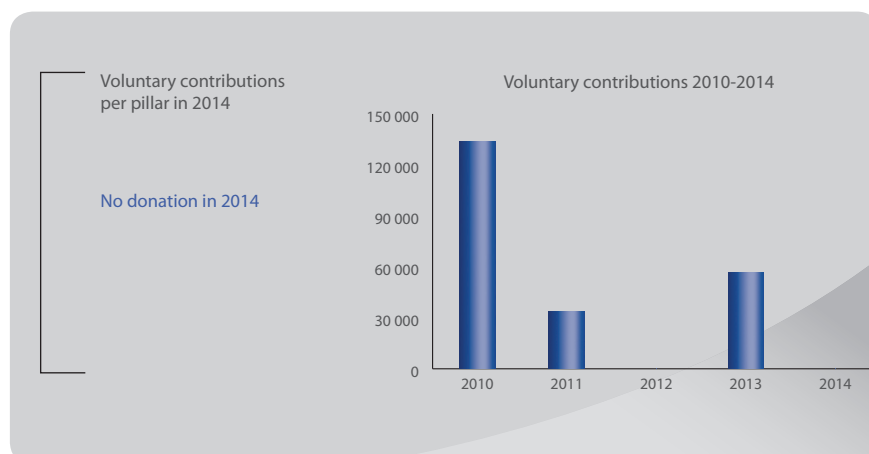
None

Member state ranking:

Did not contribute

Ranking per capita:

Did not contribute



Sweden

Voluntary contribution:

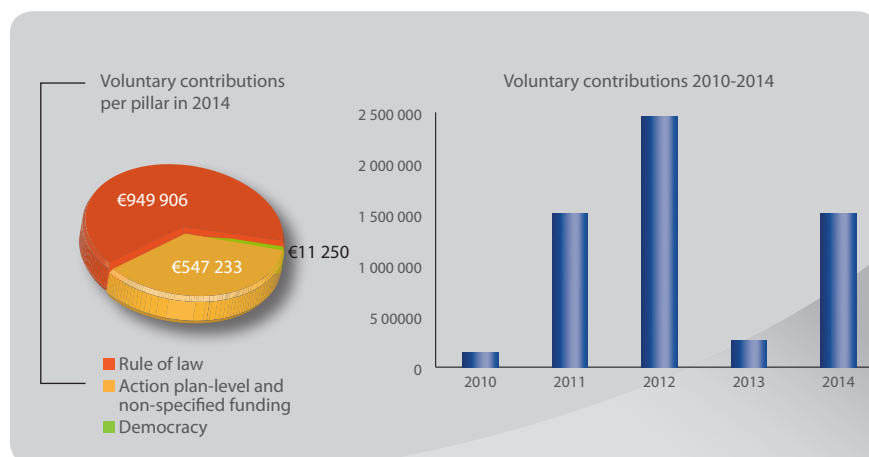
€1 508 389

Member state ranking:

3/47

Ranking per capita:

8/47





Switzerland

Voluntary contribution:

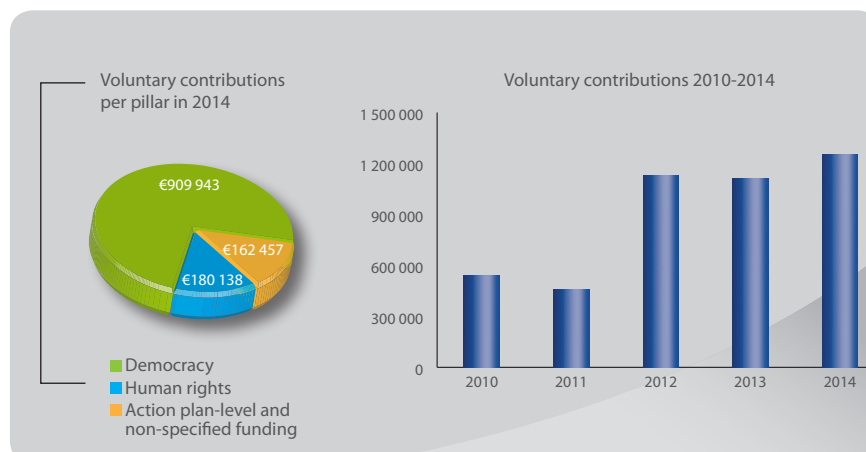
€1 252 538

Member state ranking:

4/47

Ranking per capita:

9/47



"The former Yugoslav Republic of Macedonia"

Voluntary contribution:

None

Member state ranking:

Did not contribute

Ranking per capita:

Did not contribute



Turkey

Voluntary contribution:

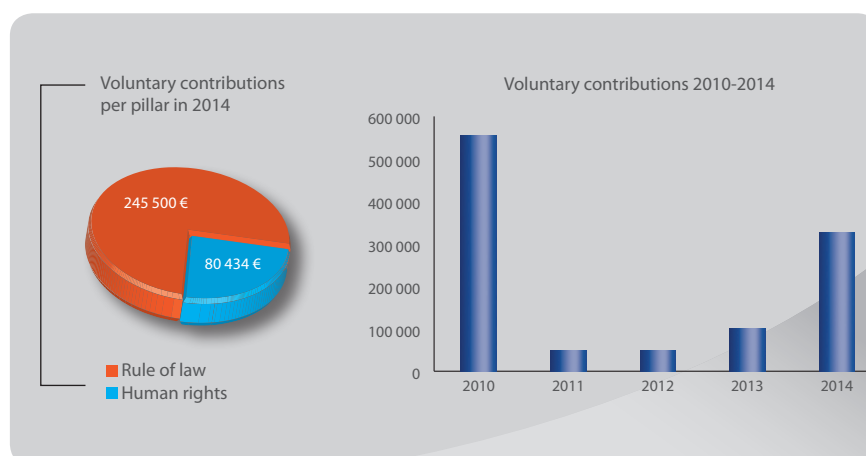
325 934 €

Member state ranking:

9/47

Ranking per capita:

26/47



Member states 2014



Ukraine

Voluntary contribution:

None

Member state ranking:

Did not contribute

Ranking per capita:

Did not contribute

Voluntary contributions
per pillar in 2014

No donation in 2014

Voluntary contributions 2010-2014

No donation



United Kingdom

Voluntary contribution:

€303 364

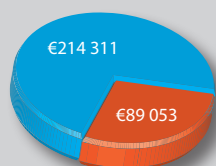
Member state ranking:

10/47

Ranking per capita:

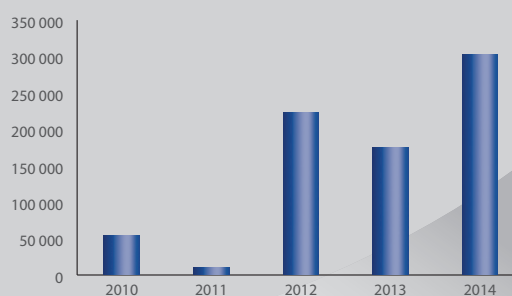
24/47

Voluntary contributions
per pillar in 2014



Human rights
Rule of law

Voluntary contributions 2010-2014



European Union 2014

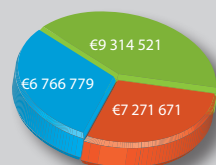


European Union

Voluntary contribution:

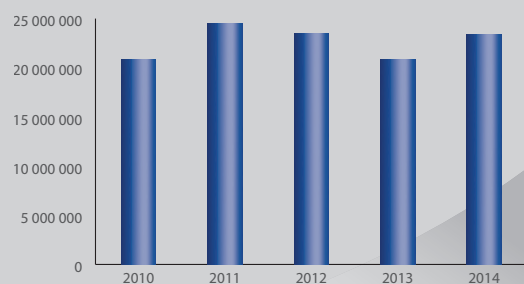
€23 352 971

Voluntary contributions
per pillar in 2014



Democracy
Rule of law
Human rights

Voluntary contributions 2010-2014





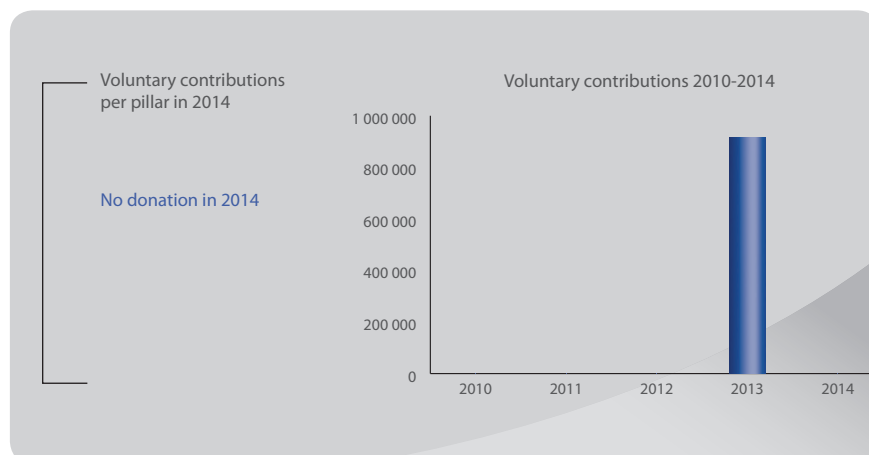
Canada

Voluntary contribution:

None

Observer ranking:

Did not contribute



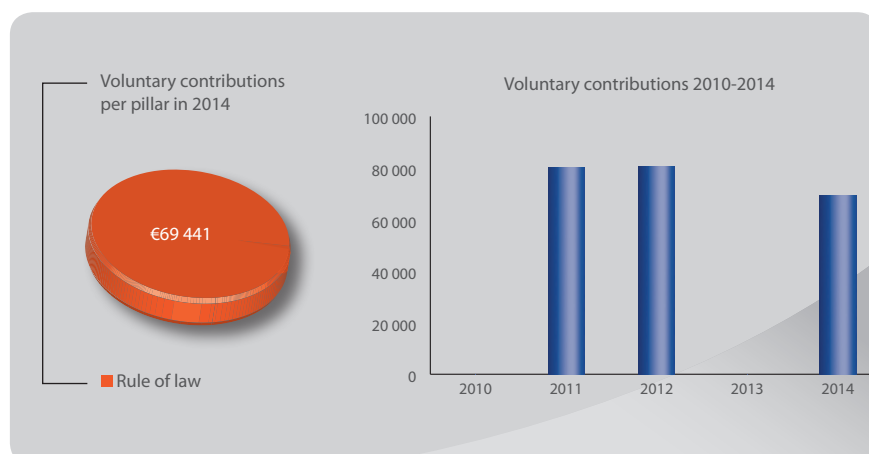
Holy See

Voluntary contribution:

€69 441

Observer ranking:

3/5



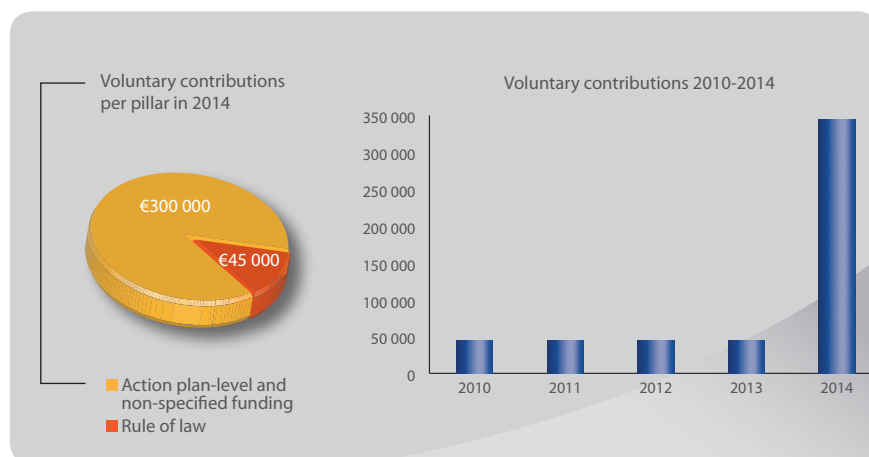
Japan

Voluntary contribution:

€345 000

Observer ranking:

2/5





Mexico

Voluntary contribution:

None

Observer ranking:

Did not contribute

Voluntary contributions
per pillar in 2014

No donation in 2014

Voluntary contributions 2010-2014

No donation



United States of America

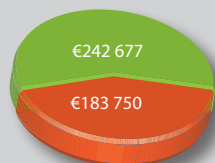
Voluntary contribution:

€426 427

Observer ranking:

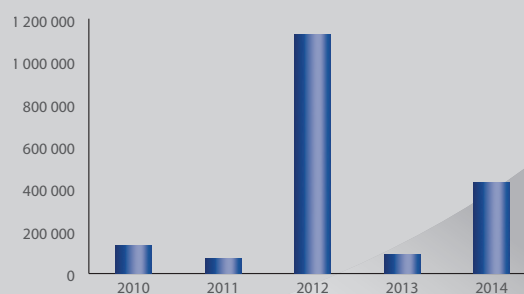
1/5

Voluntary contributions
per pillar in 2014



Democracy
Rule of law

Voluntary contributions 2010-2014



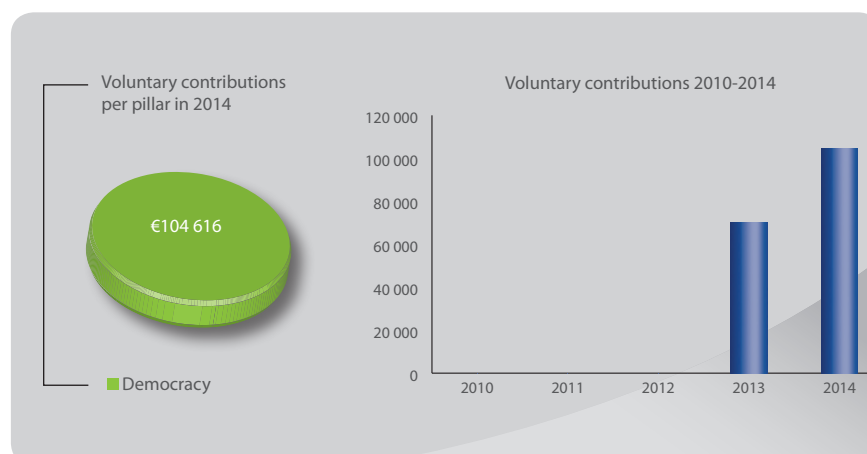
A.G. Leventis Foundation

Voluntary contribution:

€104 616

Other sources ranking:

3/18



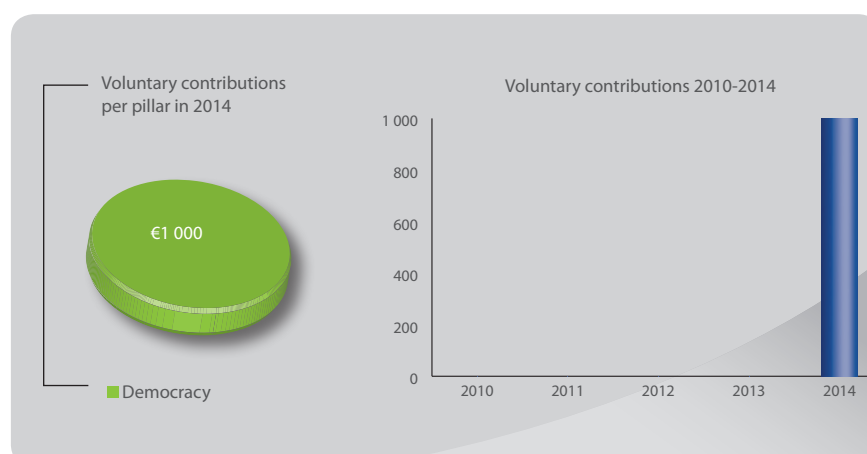
Anna Lindh Foundation

Voluntary contribution:

€1 000

Other sources ranking:

18/18



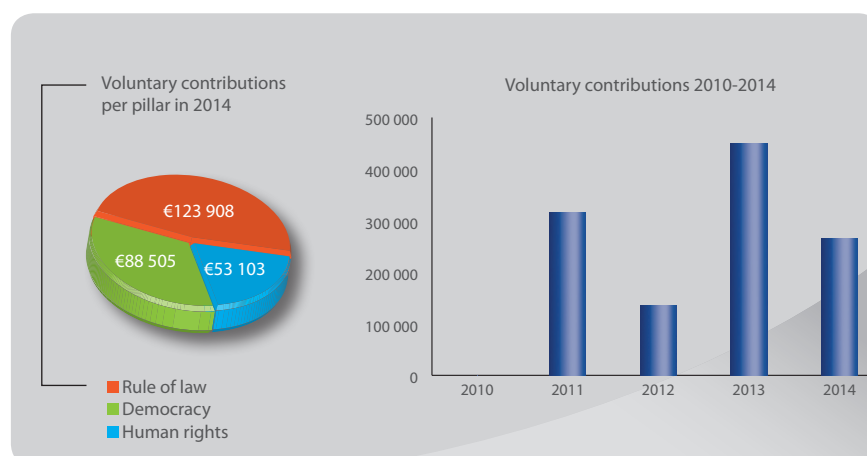
European Economic Area (EEA)*

Voluntary contribution:

€265 516

Other sources ranking:

2/18



* Contributor countries: Iceland, Liechtenstein, Norway

Human Rights Trust Fund*

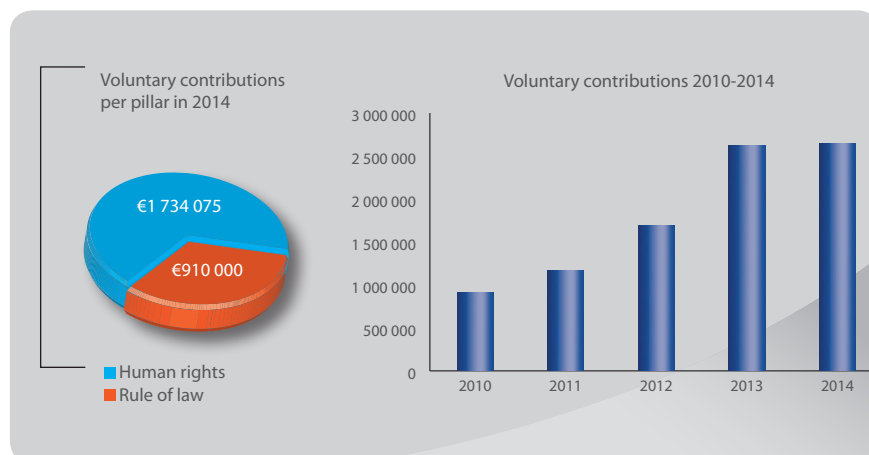
Voluntary contribution:

€2 644 075

Other sources ranking:

1/18

* Contributor countries: Finland, Germany, Netherlands, Norway, Switzerland, United Kingdom



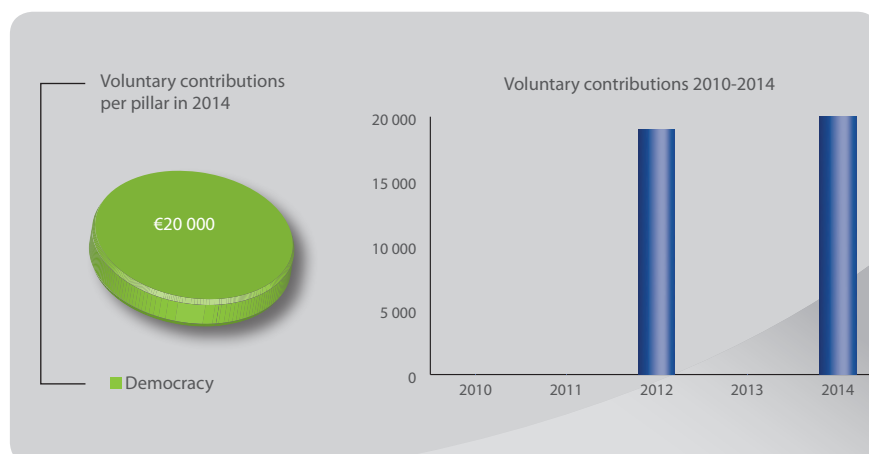
IJAB (Fachstelle für Internationale Jugendarbeit der Bundesrepublik Deutschland)

Voluntary contribution:

€20 000

Other sources ranking:

11/18



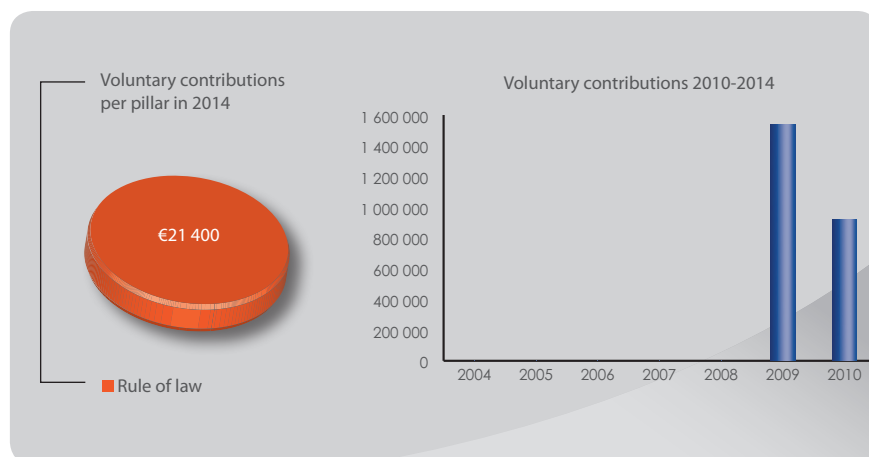
Isle of Man

Voluntary contribution:

€21 400

Other sources ranking:

7/18



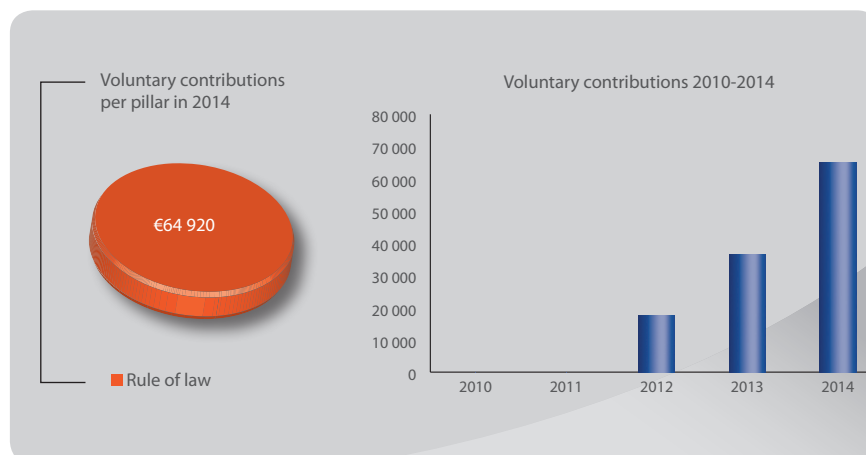
Israel

Voluntary contribution:

€64 920

Other sources ranking:

4/18



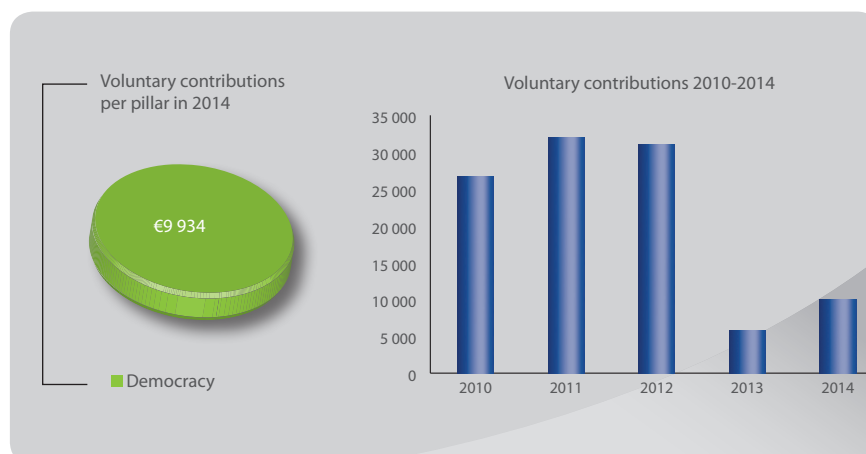
Japan Foundation Tokyo

Voluntary contribution:

€9 934

Other sources ranking:

13/18



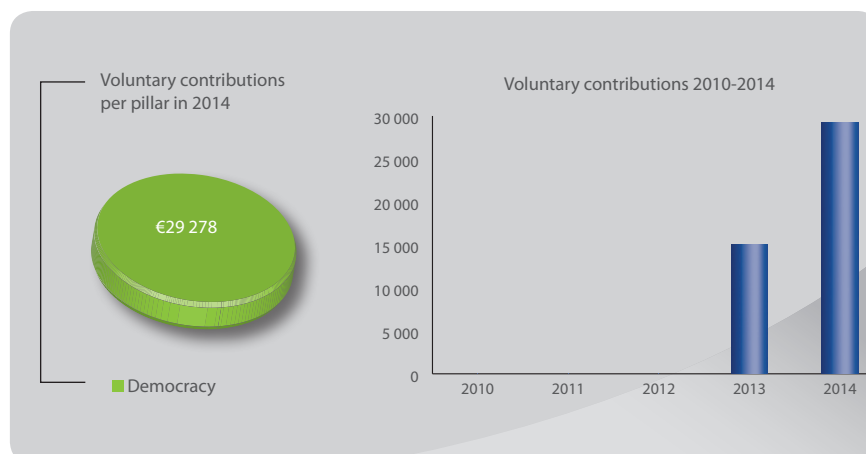
"La Caixa" Foundation

Voluntary contribution:

€29 278

Other sources ranking:

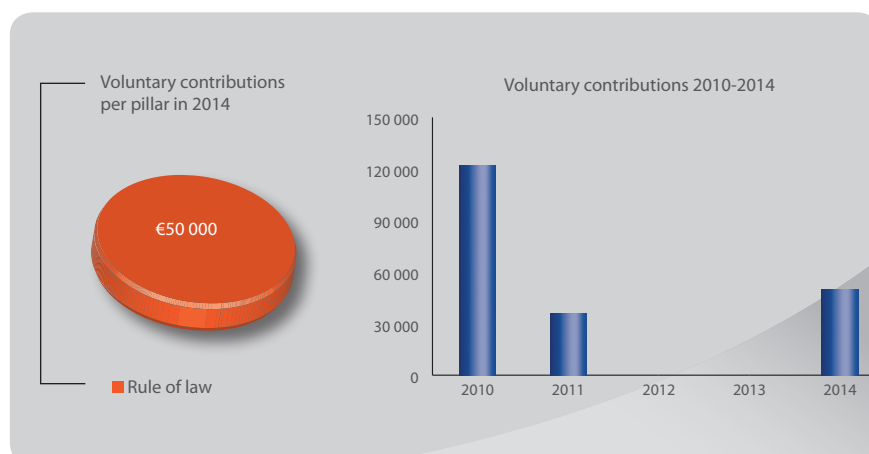
6/18



Microsoft Corporation

Voluntary contribution:
€50 000

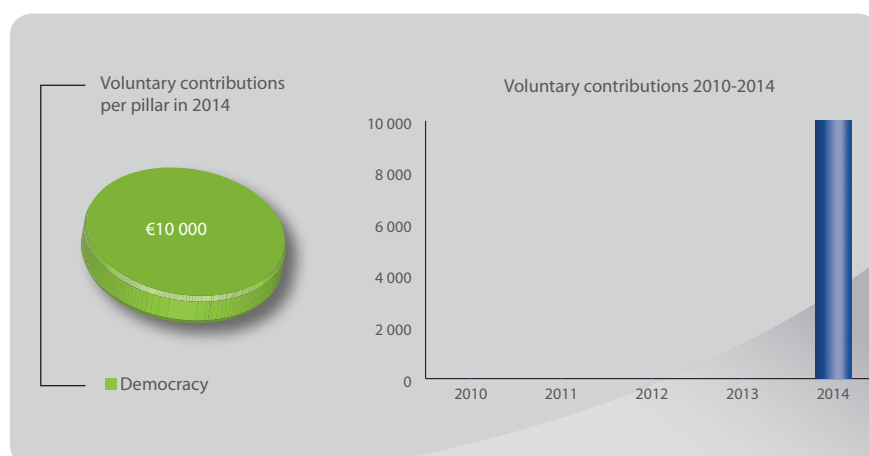
Other sources ranking:
5/18



Morocco

Voluntary contribution:
€10 000

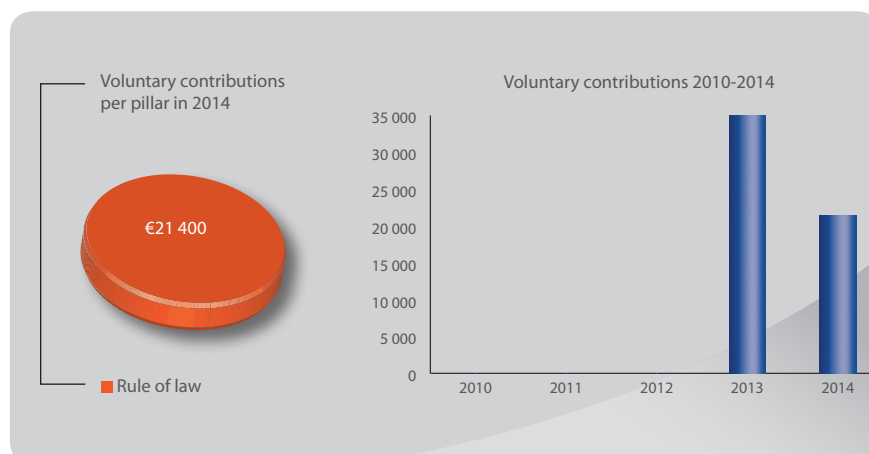
Other sources ranking:
12/18



States of Guernsey

Voluntary contribution:
€21 400

Other sources ranking:
9/18



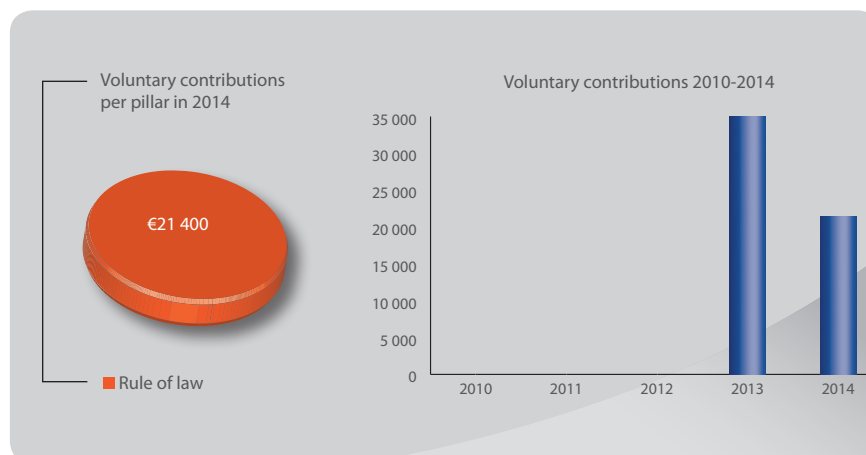
States of Jersey

Voluntary contribution:

€21 400

Other sources ranking:

8/18



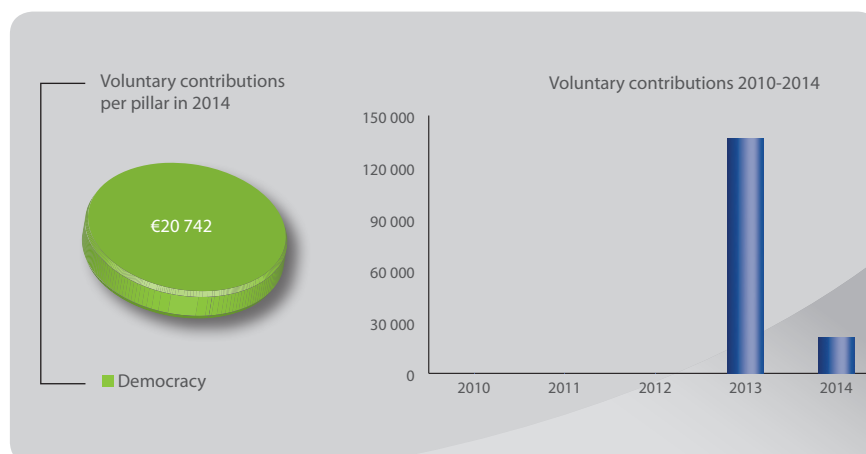
Supporters of Civil Society in Russia

Voluntary contribution:

€20 742

Other sources ranking:

10/18



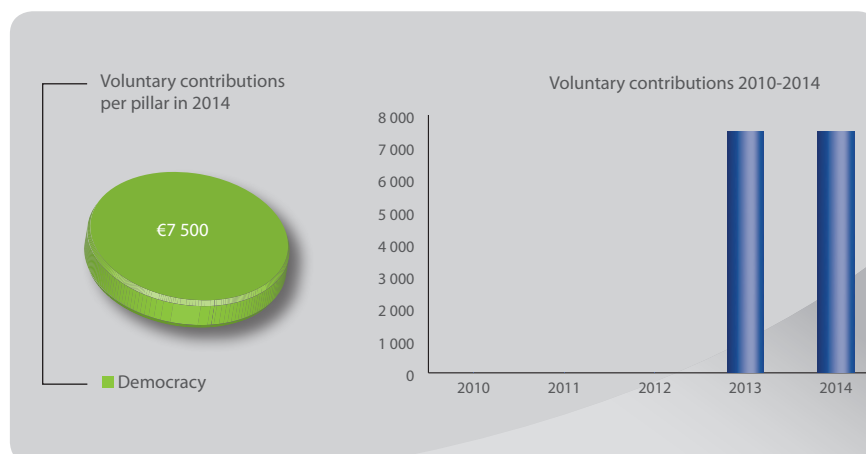
Charta 77 Foundation

Voluntary contribution:

€7 500

Other sources ranking:

15/18



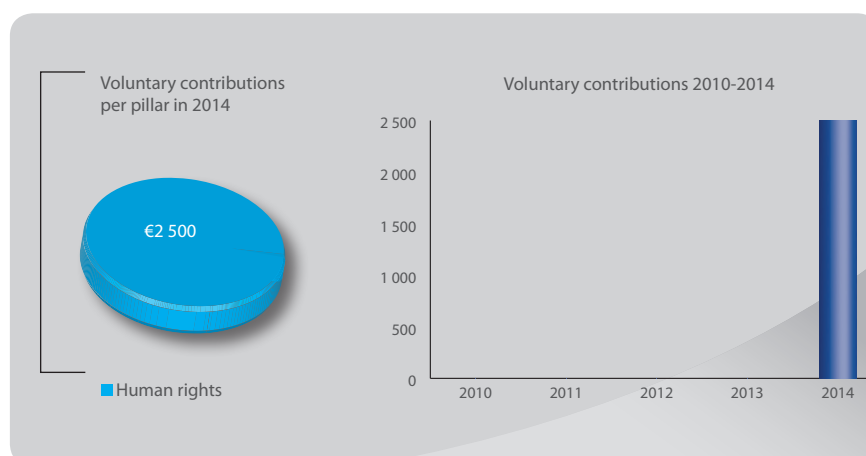
United Nations

Voluntary contribution:

€2 500

Other sources ranking:

17/18



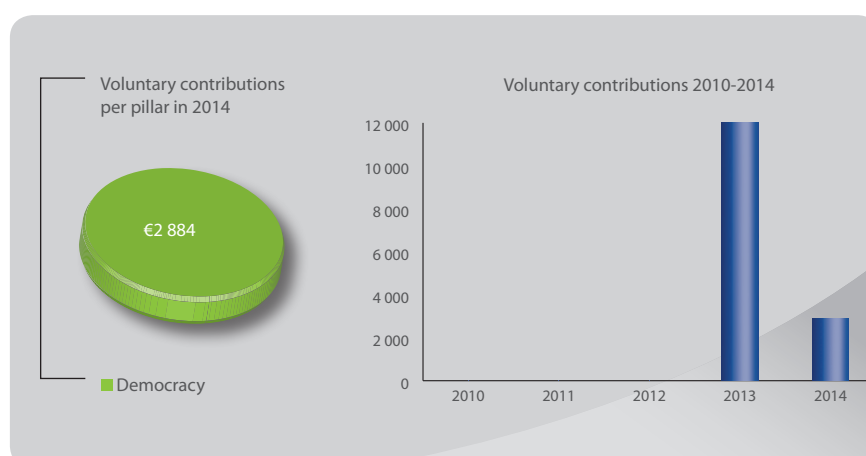
University of Graz

Voluntary contribution:

€2 884

Other sources ranking:

16/18



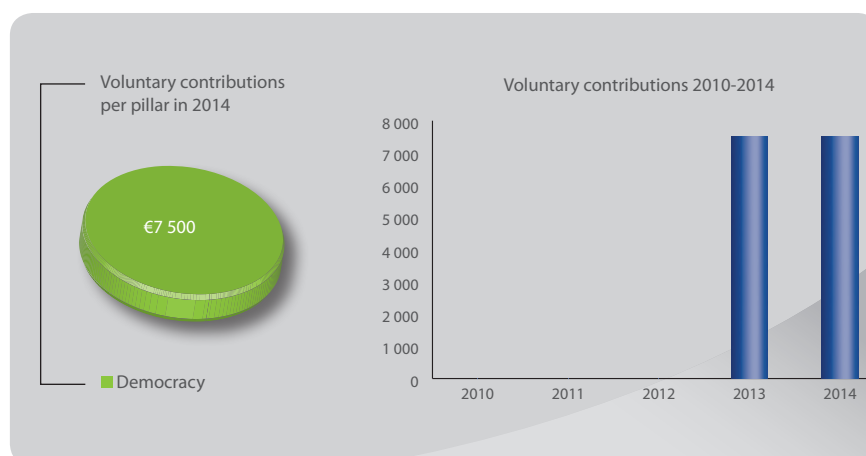
Vaclav Havel Library

Voluntary contribution:

€7 500

Other sources ranking:

14/18



APPENDIX 2

Tables

2.1. Voluntary contribution receipts 2006-2014

Rank	Contributor	2006 (€)	2007 (€)	2008 (€)	2009 (€)	2010 (€)	2011 (€)	2012 (€)	2013 (€)	2014 (€)	Total (€)
1	European Union (Joint Programmes and other)	15 631 743.44	13 248 624.19	20 237 864.44	20 056 507.22	20 815 949.96	24 543 762.13	23 437 238.21	20 867 155.45	23 352 971.21	182 191 816.25
2	Norway	502 654.70	631 377.71	779 645.91	786 729.85	840 693.84	1 676 536.65	2 563 697.23	4 364 762.00	5 510 488.80	17 656 586.69
3	Human Rights Trust Fund ¹	0.00	0.00	0.00	1 539 647.00	916 635.00	1 166 637.00	1 693 365.00	2 620 000.00	2 644 075.39	10 580 359.39
4	Denmark	0.00	1 008 802.15	0.00	800 000.00	1 392 428.52	1 340 953.70	537 318.38	3 031 472.23	1 672 846.61	9 783 821.59
5	Sweden	379 906.90	600 552.90	398 157.69	758 894.08	146 097.90	1 509 419.98	2 454 681.95	257 507.04	1 508 388.70	8 013 607.14
6	Finland	634 750.00	617 000.00	490 500.00	666 557.00	589 678.39	747 429.82	726 527.18	593 203.18	563 030.83	5 628 676.40
7	Switzerland	350 925.68	115 698.49	158 577.80	360 537.82	541 523.05	457 297.87	1 129 770.77	1 108 550.17	1 252 537.70	5 475 419.35
8	France	190 550.79	500 907.64	456 350.00	611 350.00	384 227.00	634 059.72	718 350.00	730 877.71	471 938.84	4 698 611.70
9	Germany	78 984.00	123 020.00	261 000.00	530 106.29	665 172.00	1 170 730.00	285 660.00	810 996.16	476 968.45	4 402 636.90
10	Netherlands	229 795.20	582 537.07	659 659.82	454 545.00	170 161.64	221 795.00	685 064.50	277 050.00	107 500.00	3 388 108.23
11	Canada	1 595 135.99	329 098.81	0.00	0.00	0.00	0.00	0.00	914 425.06	0.00	2 838 659.86
12	Italy	322 146.49	388 498.19	404 006.63	340 529.20	332 749.14	323 523.78	168 078.77	108 404.88	265 037.73	2 652 974.81
13	United States of America	75 150.00	38 400.00	342 778.91	190 703.63	132 610.01	70 500.00	1 127 690.72	90 812.81	426 426.89	2 495 072.97
14	Ireland	609 090.00	373 095.00	581 680.00	6 000.00	50 000.00	225 000.00	80 000.00	150 000.00	87 269.14	2 162 134.14
15	Luxembourg	147 192.40	169 118.45	137 215.62	117 634.70	187 746.50	57 332.41	275 168.02	372 308.33	116 539.09	1 580 255.52
16	Spain	136 000.00	267 956.00	458 000.00	365 600.00	133 600.00	34 000.00	0.00	56 500.00	0.00	1 451 656.00
17	Portugal	161 433.32	171 481.68	170 316.76	188 857.76	171 380.00	174 505.40	142 582.00	31 500.00	41 500.00	1 253 556.92
18	Turkey	10 000.00	0.00	128 685.00	17 853.32	555 000.00	50 000.00	50 000.00	100 000.00	325 934.04	1 237 472.36
19	United Kingdom	167 185.48	124 622.05	84 339.48	47 661.89	54 520.03	9 950.00	223 498.38	174 635.42	303 363.73	1 189 776.46
20	European Economic Area (EEA) ²	0.00	0.00	0.00	0.00	0.00	315 350.00	135 150.00	449 710.81	265 516.00	1 165 726.81
21	Belgium	251 622.46	95 673.08	164 865.50	26 077.81	103 867.40	109 800.21	179 000.00	178 134.38	49 753.15	1 158 793.99
22	Romania	0.00	28 432.00	50 000.00	0.00	134 000.00	130 000.00	120 000.00	65 281.58	611 942.31	1 139 655.89
23	Liechtenstein	96 109.26	61 000.00	150 000.00	85 000.00	122 713.99	130 494.35	116 461.04	117 962.92	88 287.72	968 029.28
24	Monaco	115 000.00	28 000.00	152 000.00	53 000.00	208 000.00	118 175.69	109 065.06	64 967.62	101 000.00	949 208.37
25	Open Society Foundations	0.00	110 889.98	135 243.48	37 743.30	254 610.50	196 722.50	65 921.68	15 720.44	0.00	816 851.88
26	Japan	45 000.00	45 000.00	45 000.00	45 000.00	45 000.00	45 000.00	45 206.00	45 000.00	345 000.00	705 206.00
27	Microsoft Corporation	197 409.98	74 024.72	127 477.76	83 889.24	121 732.77	36 108.90	0.00	0.00	50 000.00	690 643.37
28	Poland	62 500.00	65 000.00	20 000.00	17 500.00	19 000.00	116 200.78	70 065.44	145 000.00	117 481.49	632 747.71
29	International Union of Railways	100 000.00	75 000.00	115 000.00	120 000.00	80 000.00	133 000.00	0.00	0.00	0.00	623 000.00
30	Austria	14 772.39	3 500.00	43 000.00	0.00	13 000.00	18 000.00	57 834.83	361 500.00	91 500.00	603 107.22
31	Greece	203 940.84	41 666.65	216 666.00	29 000.00	0.00	19 983.98	0.00	11 005.70	0.00	522 263.17
32	Azerbaijan	0.00	0.00	230 780.00	0.00	5 980.00	23 355.77	15 775.96	6 656.62	218 880.00	501 428.35
33	Bulgaria	9 990.00	2 000.00	0.00	0.00	5 956.80	5 000.00	3 000.00	184 125.00	266 097.54	476 169.34
34	Russian Federation	41 945.00	0.00	0.00	0.00	0.00	53 170.80	111 670.20	111 234.14	118 748.86	436 769.00
35	Hungary	83 514.14	24 138.87	73 897.73	4 019.73	0.00	5 000.00	6 328.22	125 094.49	14 206.89	336 200.07
36	Cyprus	6 218.66	1 726.52	69 221.18	2 221.00	101 221.00	86 523.19	5 221.00	3 221.00	2 200.00	277 773.55
37	Andorra	18 400.00	27 909.00	31 000.00	32 200.00	31 200.00	24 651.51	24 200.00	53 833.87	22 250.00	265 644.38
38	Croatia	0.00	17 000.00	6 000.00	2 000.00	0.00	19 802.78	1 000.00	12 979.38	183 218.13	242 000.29

1. Finland, Germany, Netherlands, Norway, Switzerland, United Kingdom.

2. Iceland, Liechtenstein, Norway.

2.1. Voluntary contribution receipts 2006-2014

Rank	Contributor	2006 (€)	2007 (€)	2008 (€)	2009 (€)	2010 (€)	2011 (€)	2012 (€)	2013 (€)	2014 (€)	Total (€)
39	Israel	0.00	61 500.00	0.00	61 000.00	0.00	0.00	17 500.00	36 630.00	64 920.00	241 550.00
40	Organisation for Security and Co-operation in Europe	0.00	140 068.82	88 758.36	0.00	8 622.40	0.00	0.00	0.00	0.00	237 449.58
41	Czech Republic	5 000.00	10 000.00	8 000.00	0.00	8 000.00	8 000.00	16 000.00	30 000.00	148 193.50	233 193.50
42	Holy See	0.00	0.00	0.00	0.00	0.00	80 000.00	80 393.00	0.00	69 441.00	229 834.00
43	Estonia	0.00	0.00	62 000.00	4 000.00	19 000.00	28 561.07	17 000.00	20 000.00	55 000.00	205 561.07
44	Japan Foundation	33 125.00	0.00	34 123.42	29 162.00	26 699.70	32 000.00	31 000.00	5 841.83	9 934.36	201 886.31
45	A.G.Leventis Foundation	0.00	0.00	0.00	0.00	0.00	0.00	0.00	70 000.00	104 616.00	174 616.00
46	Council of Europe Development Bank	0.00	0.00	0.00	173 000.00	0.00	0.00	0.00	0.00	0.00	173 000.00
47	Iceland	4 300.00	19 970.00	10 000.00	0.00	3 918.80	0.00	1 891.07	60 468.74	62 048.52	162 597.13
48	Supporters of Civil Society in Russia	0.00	0.00	0.00	0.00	0.00	0.00	0.00	136 849.12	20 741.71	157 590.83
49	Slovenia	10 000.00	9 150.00	10 000.00	87 000.00	33 737.43	7 049.13	0.00	0.00	0.00	156 936.56
50	Organisation internationale de la Francophonie	0.00	0.00	0.00	0.00	27 000.00	30 000.00	70 500.00	10 880.00	0.00	138 380.00
51	World Bank	0.00	0.00	0.00	0.00	14 892.03	114 885.82	0.00	0.00	0.00	129 777.85
52	Slovak Republic	21 379.66	2 833.58	51 500.00	6 500.00	0.00	2 000.00	2 000.00	20 953.16	16 870.43	124 036.83
53	Union of European Football Associations	0.00	15 000.00	0.00	0.00	20 000.00	48 000.00	32 000.00	0.00	0.00	115 000.00
54	United Nations	32 597.08	11 068.83	63 141.02	0.00	0.00	0.00	0.00	0.00	2 500.00	109 306.93
55	Latvia	0.00	2 000.00	10 000.00	0.00	0.00	0.00	0.00	0.00	93 532.59	105 532.59
56	National Society for the Prevention of Cruelty to Children	0.00	0.00	100 000.00	0.00	0.00	0.00	0.00	0.00	0.00	100 000.00
57	DEXIA Cr�dit Local	0.00	0.00	80 000.00	0.00	0.00	0.00	0.00	0.00	0.00	80 000.00
58	University of Frankfurt	0.00	0.00	70 000.00	0.00	0.00	0.00	0.00	0.00	0.00	70 000.00
59	Armenia	0.00	0.00	0.00	20 260.05	11 597.61	0.00	6 836.32	30 000.00	0.00	68 693.98
60	Isle of Man	0.00	0.00	0.00	0.00	0.00	0.00	0.00	35 000.00	21 400.00	56 400.00
61	States of Guernsey	0.00	0.00	0.00	0.00	0.00	0.00	0.00	35 000.00	21 400.00	56 400.00
62	States of Jersey	0.00	0.00	0.00	0.00	0.00	0.00	0.00	35 000.00	21 400.00	56 400.00
63	Malta	500.00	0.00	0.00	0.00	5 000.00	0.00	0.00	5 000.00	43 074.60	53 574.60
64	Zennstr�m Philanthropies	0.00	0.00	0.00	47 892.00	0.00	0.00	0.00	0.00	0.00	47 892.00
65	"La Caixa" Foundation	0.00	0.00	0.00	0.00	0.00	0.00	0.00	15 000.00	29 278.40	44 278.40
66	McAfee Endowment Fund	0.00	0.00	0.00	40 358.09	0.00	0.00	0.00	0.00	0.00	40 358.09
67	Central European Initiative (CEI)	0.00	0.00	0.00	0.00	10 000.00	30 000.00	0.00	0.00	0.00	40 000.00
68	Jugend f�r Europa	0.00	0.00	0.00	0.00	0.00	0.00	40 000.00	0.00	0.00	40 000.00
69	Moscow State Linguistic University	0.00	0.00	0.00	0.00	0.00	0.00	0.00	40 000.00	0.00	40 000.00
70	Serbia	0.00	0.00	6 295.00	0.00	6 253.96	1 941.21	3 000.00	8 474.54	13 114.31	39 079.02
71	IJAB (Fachstelle f�r Internationale Jugendarbeit der Bundesrepublik Deutschland)	0.00	0.00	0.00	0.00	0.00	0.00	19 000.00	0.00	20 000.00	39 000.00
72	San Marino	1 000.00	30 000.00	0.00	0.00	0.00	998.50	0.00	0.00	0.00	31 998.50
73	Cassa di Risparmio di Firenze	0.00	0.00	0.00	0.00	0.00	0.00	10 000.00	15 000.00	0.00	25 000.00

2.1. Voluntary contribution receipts 2006-2014

Rank	Contributor	2006 (€)	2007 (€)	2008 (€)	2009 (€)	2010 (€)	2011 (€)	2012 (€)	2013 (€)	2014 (€)	Total (€)
74	Nordic Council of Ministers	3 006.33	0.00	0.00	0.00	12 703.76	0.00	0.00	6 979.62	0.00	22 689.71
75	Calouste Gulbenkian Foundation	1 000.00	0.00	0.00	0.00	20 000.00	0.00	0.00	0.00	0.00	21 000.00
76	Visa Europe	0.00	0.00	0.00	0.00	0.00	0.00	20 000.00	0.00	0.00	20 000.00
77	Charta 77 Foundation	0.00	0.00	0.00	0.00	0.00	0.00	0.00	7 500.00	7 500.00	15 000.00
78	Vaclav Havel Library	0.00	0.00	0.00	0.00	0.00	0.00	0.00	7 500.00	7 500.00	15 000.00
79	University of Graz	0.00	0.00	0.00	0.00	0.00	0.00	0.00	12 000.00	2 884.17	14 884.17
80	University of Vienna	0.00	0.00	0.00	0.00	0.00	0.00	11 582.40	2 895.60	0.00	14 478.00
81	Institute for Mediterranean Studies	12 490.00	0.00	0.00	0.00	0.00	0.00	0.00	0.00	0.00	12 490.00
82	Lithuania	0.00	10 920.00	0.00	0.00	0.00	0.00	0.00	1 000.00	0.00	11 920.00
83	Allianz Kulturstiftung	0.00	0.00	0.00	0.00	10 000.00	0.00	0.00	0.00	0.00	10 000.00
84	Chamber of Commerce and Industry of Strasbourg and Bas-Rhin	0.00	0.00	10 000.00	0.00	0.00	0.00	0.00	0.00	0.00	10 000.00
85	Morocco	0.00	0.00	0.00	0.00	0.00	0.00	0.00	0.00	10 000.00	10 000.00
86	International Students' Committee (ISC) St Gallen	0.00	0.00	0.00	0.00	9 800.00	0.00	0.00	0.00	0.00	9 800.00
87	National Centre for Languages	2 102.00	0.00	5 558.00	0.00	0.00	0.00	0.00	0.00	0.00	7 660.00
88	Euromesco	0.00	0.00	0.00	6 000.00	0.00	0.00	0.00	0.00	0.00	6 000.00
89	Lisbon Institute for Strategic Studies	0.00	0.00	5 700.00	0.00	0.00	0.00	0.00	0.00	0.00	5 700.00
90	Antidoping Switzerland Foundation	0.00	0.00	0.00	0.00	5 000.00	0.00	0.00	0.00	0.00	5 000.00
91	UPM-Kymmene Oyj	0.00	5 000.00	0.00	0.00	0.00	0.00	0.00	0.00	0.00	5 000.00
92	Bosnia and Herzegovina	0.00	1 000.00	0.00	0.00	0.00	3 390.59	0.00	0.00	0.00	4 390.59
93	Georgia	0.00	0.00	0.00	3 000.00	0.00	690.59	0.00	0.00	0.00	3 690.59
94	Montenegro	0.00	0.00	0.00	0.00	0.00	3 262.97	0.00	0.00	0.00	3 262.97
95	Individual Donors	0.00	0.00	0.00	0.00	0.00	0.00	0.00	3 056.54	0.00	3 056.54
96	Servier International Research Institute	1 000.00	2 000.00	0.00	0.00	0.00	0.00	0.00	0.00	0.00	3 000.00
97	The European Association of the "Via Francigena"	0.00	0.00	0.00	0.00	2 748.00	0.00	0.00	0.00	0.00	2 748.00
98	Republic of Moldova	500.00	0.00	0.00	0.00	0.00	2 000.00	0.00	0.00	0.00	2 500.00
99	German Institute for International Educational Research	0.00	0.00	0.00	2 100.00	0.00	0.00	0.00	0.00	0.00	2 100.00
100	JACET (The Japan Association of College English Teachers)	0.00	0.00	0.00	0.00	0.00	1 500.00	0.00	0.00	0.00	1 500.00
101	National Park Donau-Auen	0.00	0.00	0.00	0.00	0.00	1 500.00	0.00	0.00	0.00	1 500.00
102	Roma Education Fund	0.00	1 500.00	0.00	0.00	0.00	0.00	0.00	0.00	0.00	1 500.00
103	Save the Children Norway	0.00	0.00	0.00	0.00	1 500.00	0.00	0.00	0.00	0.00	1 500.00
104	Anna Lindh Foundation	0.00	0.00	0.00	0.00	0.00	0.00	0.00	0.00	1 000.00	1 000.00
105	Albania	0.00	0.00	0.00	0.00	662.97	0.00	0.00	0.00	0.00	662.97
106	Goldsmiths College	0.00	0.00	0.00	0.00	0.00	600.00	0.00	0.00	0.00	600.00
TOTAL		22 597 067.19	20 313 762.38	27 994 005.51	28 857 637.98	29 583 592.10	36 396 153.80	37 743 293.33	39 262 617.54	42 519 248.83	285 267 378.66

2.2. Voluntary contribution receipts in 2014

Contributor	Total (€)
European Union	23 352 971.21
Norway	5 510 488.80
Human Rights Trust Fund ¹	2 644 075.39
Denmark	1 672 846.61
Sweden	1 508 388.70
Switzerland	1 252 537.70
Romania	611 942.31
Finland	563 030.83
Germany	476 968.45
France	471 938.84
United States of America	426 426.89
Japan	345 000.00
Turkey	325 934.04
United Kingdom	303 363.73
Bulgaria	266 097.54
European Economic Area (EEA) ²	265 516.00
Italy	265 037.73
Azerbaijan	218 880.00
Croatia	183 218.13
Czech Republic	148 193.50
Russian Federation	118 748.86
Poland	117 481.49
Luxembourg	116 539.09
Netherlands	107 500.00
A.G. Leventis Foundation	104 616.00
Monaco	101 000.00
Latvia	93 532.59
Austria	91 500.00
Liechtenstein	88 287.72
Ireland	87 269.14
Holy See	69 441.00
Israel	64 920.00
Iceland	62 048.52
Estonia	55 000.00
Microsoft Corporation	50 000.00
Belgium	49 753.15
Malta	43 074.60
Portugal	41 500.00
Caixa Foundation	29 278.40
Andorra	22 250.00
Isle of Man	21 400.00
States of Guernsey	21 400.00
States of Jersey	21 400.00
Supporters of Civil Society in Russia	20 741.71
IJAB (Fachstelle für Internationale Jugendarbeit der Bundesrepublik Deutschland)	20 000.00
Slovak Republic	16 870.43
Hungary	14 206.89
Serbia	13 114.31
Morocco	10 000.00
Japan Foundation	9 934.36
Charta 77 Foundation	7 500.00
Vaclav Havel Library	7 500.00
University of Graz	2 884.17
United Nations	2 500.00
Cyprus	2 200.00
Anna Lindh Foundation	1 000.00
GRAND TOTAL	€ 42 519 248.83

1. Finland, Germany, Netherlands, Norway, Switzerland, United Kingdom.

2. Iceland, Liechtenstein, Norway.

2.3. Voluntary contribution receipts in 2014 per pillar

Contributor	Action plan-level and non-specified funding (€)	Democracy (€)	Human rights (€)	Rule of law (€)	Governing bodies, general services and other (€)	Total (€)
European Union		9 314 521.04	6 766 778.66	7 271 671.51		23 352 971.21
Norway	1 340 000.00	1 120 617.07	2 056 751.09	993 120.64		5 510 488.80
Human Rights Trust Fund ¹			1 734 075.39	910 000.00		2 644 075.39
Denmark	500 000.00	720 312.42		452 534.19		1 672 846.61
Sweden	547 232.40	11 250.00		949 906.30		1 508 388.70
Switzerland	162 456.34	909 943.05	180 138.31			1 252 537.70
Romania		54 290.50	41 461.78	516 190.03		611 942.31
Finland	150 000.00	149 000.00	264 030.83			563 030.83
Germany	250 000.00	82 566.19	122 055.26		22 347.00	476 968.45
France		271 938.84	200 000.00			471 938.84
United States of America		242 676.89		183 750.00		426 426.89
Japan	300 000.00			45 000.00		345 000.00
Turkey			80 434.04	245 500.00		325 934.04
United Kingdom			214 311.25	89 052.48		303 363.73
Bulgaria		122 623.23		143 474.31		266 097.54
European Economic Area (EEA) ²		88 505.33	53 103.20	123 907.47		265 516.00
Italy		84 037.73	136 000.00	45 000.00		265 037.73
Azerbaijan		20 000.00	30 000.00	50 000.00	118 880.00	218 880.00
Croatia		1 000.00	8 185.31	174 032.82		183 218.13
Czech Republic		38 000.00		110 193.50		148 193.50
Russian Federation		56 225.79		62 523.07		118 748.86
Poland	58 139.31	10 000.00	49 342.18			117 481.49
Luxembourg	20 000.00	23 882.72	60 989.70	11 666.67		116 539.09
Netherlands			87 500.00	20 000.00		107 500.00
A.G. Leventis Foundation		104 616.00				104 616.00
Monaco		21 000.00	55 000.00	25 000.00		101 000.00
Latvia	15 000.00			78 532.59		93 532.59
Austria		67 500.00	24 000.00			91 500.00
Liechtenstein	20 550.76	65 762.43	1 974.53			88 287.72
Ireland	20 000.00		67 269.14			87 269.14
Holy See				69 441.00		69 441.00
Israel				64 920.00		64 920.00
Iceland		5 000.00	57 048.52			62 048.52
Estonia	10 000.00	5 000.00	30 000.00	10 000.00		55 000.00
Microsoft Corporation				50 000.00		50 000.00

1. Finland, Germany, Netherlands, Norway, Switzerland, United Kingdom.

2. Iceland, Liechtenstein, Norway.

2.3. Voluntary contribution receipts in 2014 per pillar

Contributor	Action plan-level and non-specified funding (€)	Democracy (€)	Human rights (€)	Rule of law (€)	Governing bodies, general services and other (€)	Total (€)
Belgium		49 753.15				49 753.15
Malta		43 074.60				43 074.60
Portugal		41 500.00				41 500.00
Caixa Foundation		29 278.40				29 278.40
Andorra		12 250.00	10 000.00			22 250.00
Isle of Man				21 400.00		21 400.00
States of Guernsey				21 400.00		21 400.00
States of Jersey				21 400.00		21 400.00
Supporters of Civil Society in Russia		20 741.71				20 741.71
IJAB (Fachstelle für Internationale Jugendarbeit der Bundesrepublik Deutschland)		20 000.00				20 000.00
Slovak Republic		8 000.00	8 870.43			16 870.43
Hungary	14 206.89					14 206.89
Serbia		7 000.00	6 114.31			13 114.31
Morocco		10 000.00				10 000.00
Japan Foundation		9 934.36				9 934.36
Vaclav Havel Library		7 500.00				7 500.00
Charta 77 Foundation		7 500.00				7 500.00
University of Graz		2 884.17				2 884.17
United Nations			2 500.00			2 500.00
Cyprus		2 200.00				2 200.00
Anna Lindh Foundation		1 000.00				1 000.00
TOTAL	€3 407 585.70	€13 862 885.62	€12 347 933.93	€12 759 616.58	€141 227.00	€42 519 248.83

2.3. Voluntary contribution receipts in 2014 per beneficiary

Beneficiary country	€	%
Multilateral	17 521 052.96	41.21%
Ukraine	5 643 518.08	13.27%
Turkey	5 014 806.14	11.79%
Kosovo	2 975 974.66	7.00%
Georgia	2 209 221.19	5.20%
Bosnia and Herzegovina	1 533 677.50	3.61%
Russian Federation	1 222 946.33	2.88%
Serbia	896 000.00	2.11%
Armenia	809 286.41	1.90%
Romania	611 942.31	1.44%
Kazakhstan	583 719.00	1.37%
Albania	450 000.00	1.06%
Regional South East Europe	393 660.08	0.93%
Montenegro	316 973.00	0.75%
Tunisia	304 559.04	0.72%
Morocco	303 166.01	0.71%
Kyrgyz Republic	288 245.45	0.68%
Republic of Moldova	283 262.43	0.67%
Bulgaria	261 097.54	0.61%
Jordan	205 965.01	0.48%
Azerbaijan	200 000.00	0.47%
Croatia	174 032.82	0.41%
Czech Republic	110 193.50	0.26%
Latvia	78 532.59	0.18%
Poland	49 342.18	0.12%
Malta	43 074.60	0.10%
Belarus	35 000.00	0.08%
GRAND TOTAL	€42 519 248.83	100%

Extra-budgetary contributions are an essential resource for the Council of Europe and the main source of funding for the Organisation's technical assistance and co-operation activities. The steady increase in extra-budgetary resources in recent years has enabled the Council of Europe to increase the impact of its work in the member states and beyond.

In 2014, donors contributed a record high of €42.5 million to the Council of Europe's work. This brochure gives an overview of the 2014 receipts and a profile of each donor. An analysis of the funds and their use shows how the Organisation has been able to achieve concrete results through partnerships with donors.

Contact at Council of Europe Secretariat:
Resource Mobilisation and Donor Relations
Office of the Directorate General of Programmes
Avenue de l'Europe
F-67075 Strasbourg Cedex
RMDR@coe.int

www.coe.int

The Council of Europe is the continent's leading human rights organisation. It comprises 47 member states, 28 of which are members of the European Union. All Council of Europe member states have signed up to the European Convention on Human Rights, a treaty designed to protect human rights, democracy and the rule of law. The European Court of Human Rights oversees the implementation of the Convention in the member states.