



Council of Europe



Making a difference

Voluntary contributions - Facts and figures



Making a difference

Voluntary contributions - Facts and figures

Sincere thanks to Nicolas Nachtigall-Marten for his work on this document.

Contents

Introduction	1
1. Developments of voluntary contributions 2001-2009	2
2. Voluntary contributions by member states	4
2.1. Receipts from individual member states as a percentage of the total 2004-2009	4
2.2. Receipts from member states as a percentage of the total 2009	4
2.3. Receipts in relation to ordinary budget contributions 2004-2009	5
2.4. Receipts in relation to ordinary budget contributions in 2009	6
2.5. Secondments to the Council of Europe	7
3. Voluntary contributions per chapter of the Programme of Activities	8
3.1. Ordinary budget appropriations: Receipts per chapter of the Programme of Activities 2009	8
3.2. Total receipts per chapter in 2009	8
3.3. Receipts from member states per chapter in 2009	9
3.4. Receipts per chapter in 2009 from donors other than member states	9
Conclusion	10
Appendix	11
1. Donor profiles 2009	12
2. Tables	34
2.1. Voluntary contribution receipts 2004-2009	35
2.2. Voluntary contribution receipts 2009	38
2.3. Voluntary contributions receipts per chapter 2009	39

Introduction

In the Council of Europe, ordinary budget resources, i.e. regular, statutory, obligatory budget contributions from member and, in certain circumstances, non-member states have traditionally financed its statutory obligations: the functioning of the Council's organs, its administrative infrastructure, and inter-governmental standard-setting and monitoring work. Only limited ordinary budget resources have been available for technical cooperation and assistance activities (the very concept of which did not exist prior to 1989), which have, as a result, relied heavily on extra-budgetary resources, hereafter described generically as voluntary contributions. In 2009, the vast majority of cooperation and assistance activities implemented by the Council of Europe were funded by such voluntary contributions.

The Resource Management and Mobilisation Strategy for the Council of Europe Programme of Activities¹ (RMMS), welcomed by the Committee of Ministers in 2009, reiterates that the Council of Europe's ordinary budget is insufficient to finance identified needs, as defined by the Third Summit Action Plan of 2005². The Strategy recommends not only to consolidate the volume of Joint Programmes with the EU but also to increase extra-budgetary contributions from other sources by some 20% by the end of 2010. Moreover, in the framework of his reform of the Council of Europe and in view of the financial constraints, the present Secretary General, Mr Thorbjørn Jagland, has highlighted the importance of voluntary contributions³.

This document provides information on progress achieved in respect of resource mobilisation but also underlines the additional efforts required to enable the Organisation to achieve the objectives set by member states in the annual Programme of Activities⁴. It is to be stressed that resource mobilisation is not an opportunistic exercise undertaken at the discretion of the Secretariat of the Council of Europe. Voluntary contributions are sought and accepted only for projects approved by the Committee of Ministers within the framework of the Programme of Activities. This

ensures that all work and related expenditure, irrespective of source, is focussed on agreed priorities. Information on voluntary contributions is presented in terms of the volume, the sources and the allocation to the Council of Europe's activities on the basis of actual monetary receipts on the Organisation's bank account in the given year. In order to provide information on the progress achieved and the additional efforts required, the document not only presents information on 2009 but also goes back to 2001, the earliest year for which voluntary contribution data is readily available and comparable. The first complete year of data in the Resource Mobilisation and Partnership Database (RMPD) is in respect of 2004 and so this is the start year for the more detailed analysis.

The document is composed of four parts. In its first chapter, the document presents, in a global way, developments of all extra-budgetary funding sources from 2001 to 2009; in the second chapter, developments and trends of member states' voluntary contributions for the period 2004 to 2009 are presented, with a particular focus on 2009; in the third chapter, voluntary contributions are analysed according to the particular sector of the Programme of Activities for which they are earmarked; finally, in the Appendix, a donor profile is

shown for all member and observer states and other partners which made a voluntary contribution in 2009.

Voluntary contributions have been characterised as falling into three categories: those from member states; those from the European Union within the framework of what are known as Joint Programmes; and those from other sources, including observer states, non-member states, non-governmental or non-sovereign sources.

The emphasis of this document on voluntary contributions from member states is not to minimise the significant, perhaps even crucial, importance of the EU contribution to the Council of Europe's work but simply that this is, and has been, very largely documented elsewhere. In addition, it is the member states of the Council of Europe that approve the annual Programme of Activities, including the projects for which voluntary contributions are required.

For the purpose of this document, contributions in kind such as those recorded in the IPSAS⁵ compliant consolidated financial statements (e.g. buildings and office facilities provided without charge for certain Partial Agreements and Information Offices) are not included as voluntary contributions.

¹ CM(2009)10 final 13 March 2009

² CM(2005)80 final 17 May 2005

³ DD(2010)22revE

⁴ CM(2009)2

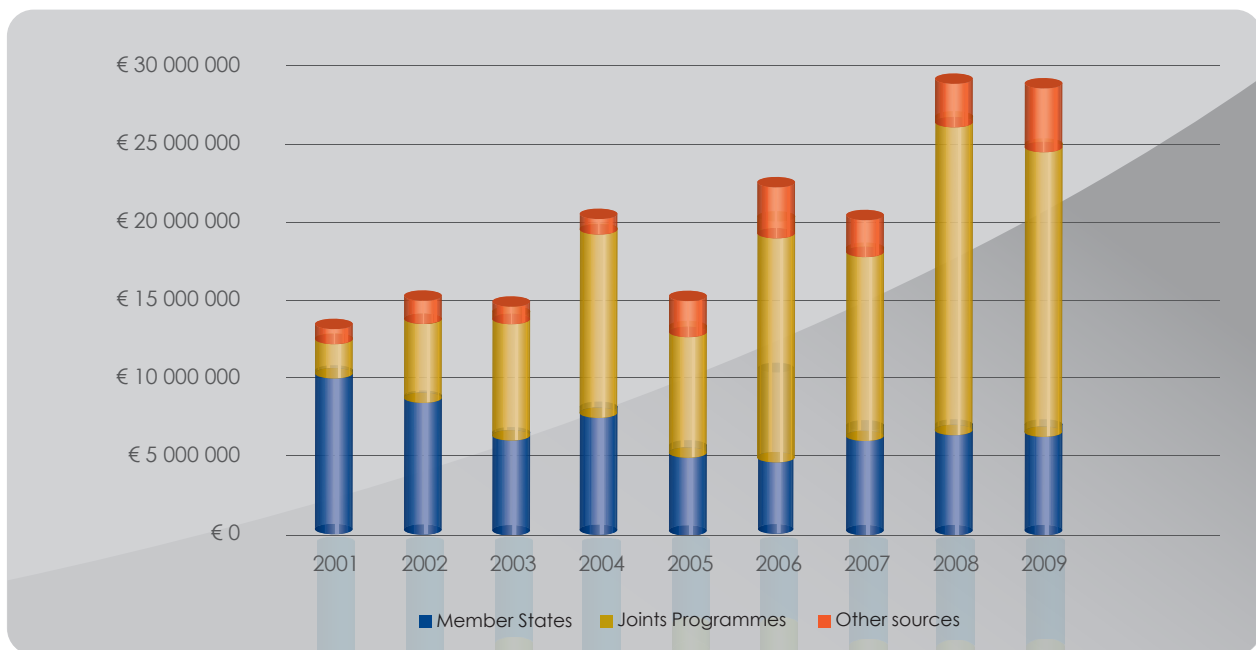
⁵ International Public Sector Accounting Standards.

1. Developments of voluntary contributions 2001-2009

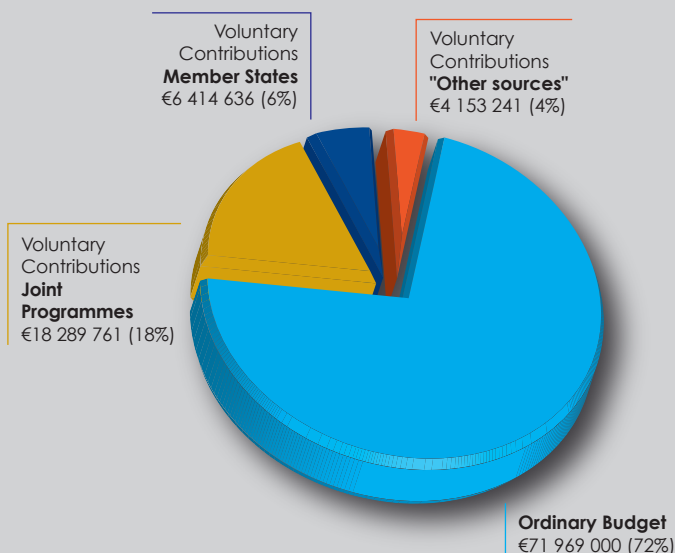
The bar chart below shows total extra-budgetary receipts from 2001 until 2009.

A general increase of voluntary contributions to the Council of Europe over this period can be observed. Between 2001 and 2009 receipts in the framework of Joint Programmes with the European Union have increased by 770%. Following a significant reduction between 2001

and 2006, receipts from member states have gradually recovered in recent years, although the 2009 nominal amount is still 37% lower than in 2001. Voluntary contributions from other sources have increased by 251% since 2001.



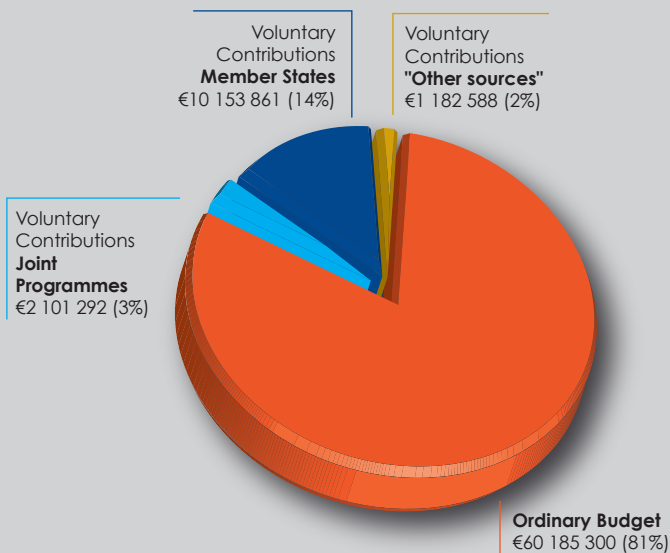
Programme of Activities 2009



Funding sources of the Programme of Activities

In 2009, voluntary contribution receipts amounted to €28 857 638, representing a 40% increase in the funding for the Programme of Activities provided by the ordinary budget. Receipts under Joint Programmes with the European Union accounted for 63.4%, receipts from member states for 22.2% and "other sources" for 14.4% of these additional resources.

Programme of Activities 2001



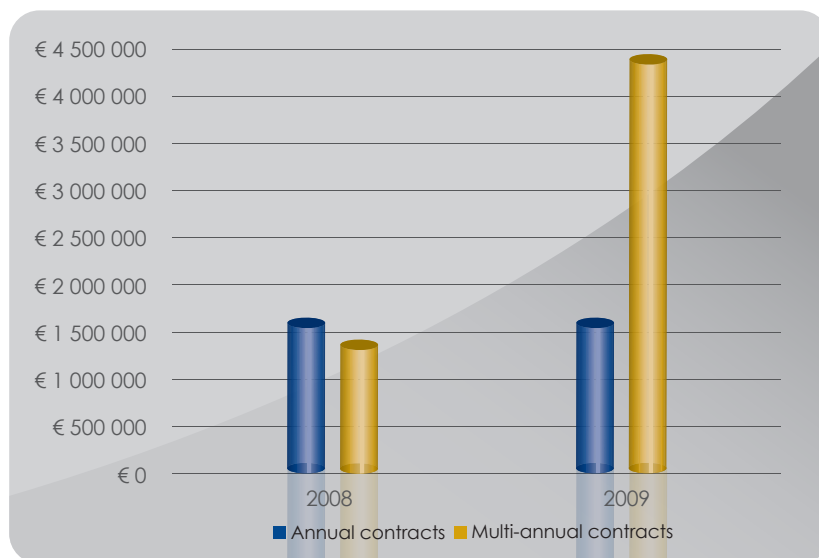
In 2001 voluntary contribution receipts amounted to €13 437 741 representing a 22% increase in the funding for the Programme of Activities provided by the ordinary budget. Of this amount, receipts under Joint Programmes with the European Union accounted for 15.6%, receipts from member states for 75.6% and "other sources" for 8.8%.

Overall, the total of voluntary contributions in 2009 has remained approximately stable as compared to 2008 (€28 857 638 and €29 177 883 respectively). In the context of the current economic situation, these figures bear witness to the significant support of donors to the activities of the Council of Europe but with significant changes in the sources of funding being observed. Receipts from member states fell by €67 304 (-1%), whereas receipts from other sources increased by €1 285 937 (+45%). Receipts under Joint Programmes decreased by €1 538 878 (-8%).

Another positive development, also in line with the RMMS objectives, is the increase in multi-annual funding agreements, both in terms of total volume and number of individual contracts. Multi-annual contracts, as compared to annual contracts, improve the predictability of funding, leading to better project planning and implementation.

In 2008, the Council of Europe signed five multi-annual agreements for a total amount of €1 352 380. In 2009, eight agreements were concluded with a total value of €4 443 012. This represents an increase of 229% in total volume. At the same time, however, the volume of annual agreements remained steady at approximately €1 600 000, while the number of individual agreements increased slightly from 16 to 19.

The additional resources made available to the Council of Europe still lag greatly behind the agreed ambitions of the Organisation. For 2009, the Committee of Ministers approved 124 annual or multi-annual projects⁶ with a total volume of €42 074 375 to be funded by voluntary contributions other than EU Joint Programmes⁷. However, only 19 of these projects received full funding and a further 46 projects passed the



minimum funding threshold, allowing activities to begin but requiring additional resources for full implementation. 14 projects received some level of funding but below the minimum threshold and 45 received no funding whatsoever. This means that 48% of approved projects could not be implemented due to very significant or complete lack of funding.

All projects proposed for voluntary contributions include variable direct costs (i.e. those that can be attributed to individual activities and which

increase with the volume of activities), including staff, equipment, travel, etc. Such costs should therefore be financed directly by extra-budgetary resources as clearly defined components of individual projects.

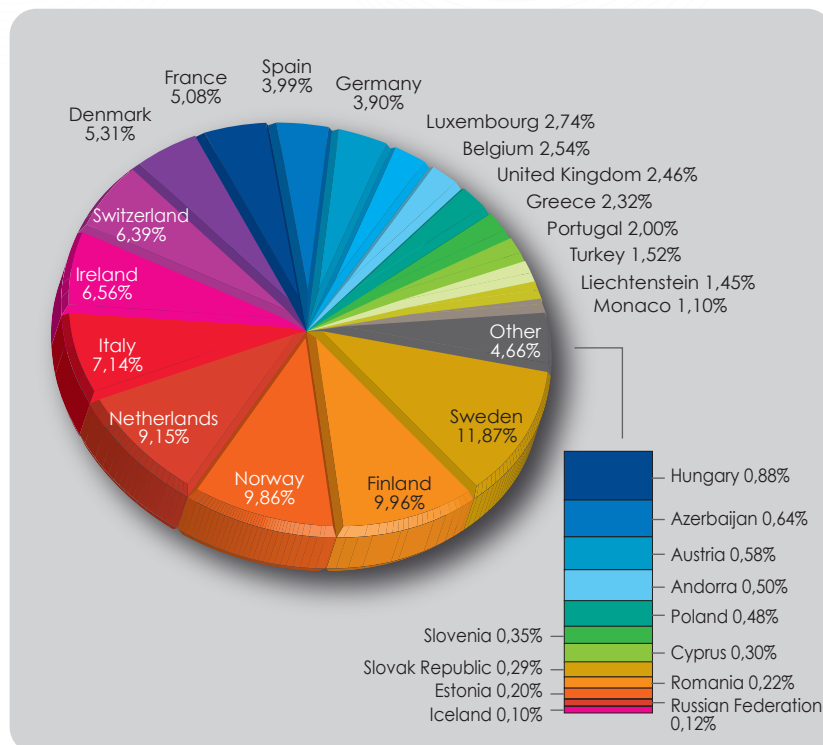
⁶ Excluding Council of Europe/European Union Joint Programmes
⁷ CM (2009)2

2. Voluntary contributions by member states

2.1. Receipts from individual member states as a percentage of the total 2004-2009⁸

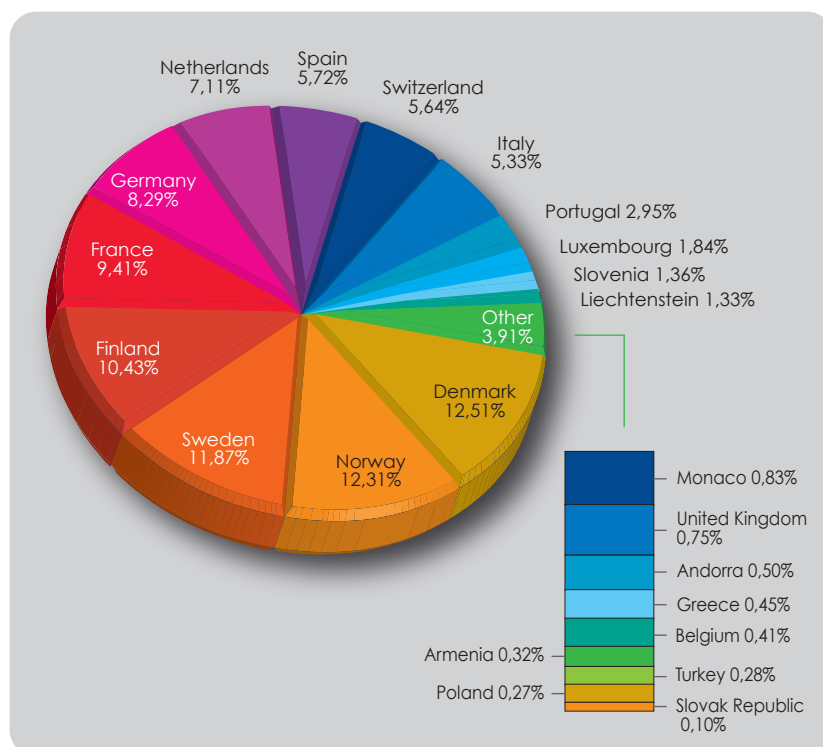
The chart below shows the member states which have made voluntary contributions to the Council of Europe between 2004 and 2009 and their respective contribution over this whole period, shown as a percentage. During this period, of the 47 member states, 44 made extra-budgetary contributions. Overall, the Council of Europe received €36 460 542 in voluntary contribution payments from member states during this period. The ten largest donors, by total contributions, accounted for 75% of the total volume of receipts.

It should be noted that Montenegro joined the Council of Europe on 11 May 2007, while Monaco joined the Organisation on 5 October 2004.



2.2. Receipts from member states as a percentage of the total 2009⁹

In 2009, 29 member states made extra-budgetary contributions to the Council of Europe. Voluntary contribution receipts from this category amounted to €6 414 635, while the ten most important donors by volume accounted for 88.2% of all receipts. Compared to that, in 2008, 33 member states made voluntary contributions with a total volume of €6 481 939. The total volume of voluntary contributions received from member states has therefore remained stable, despite the difficult world economic climate. The shrinking of the donor base with four fewer member states contributing in 2009 is of some concern and efforts will be made to redress this for future years.

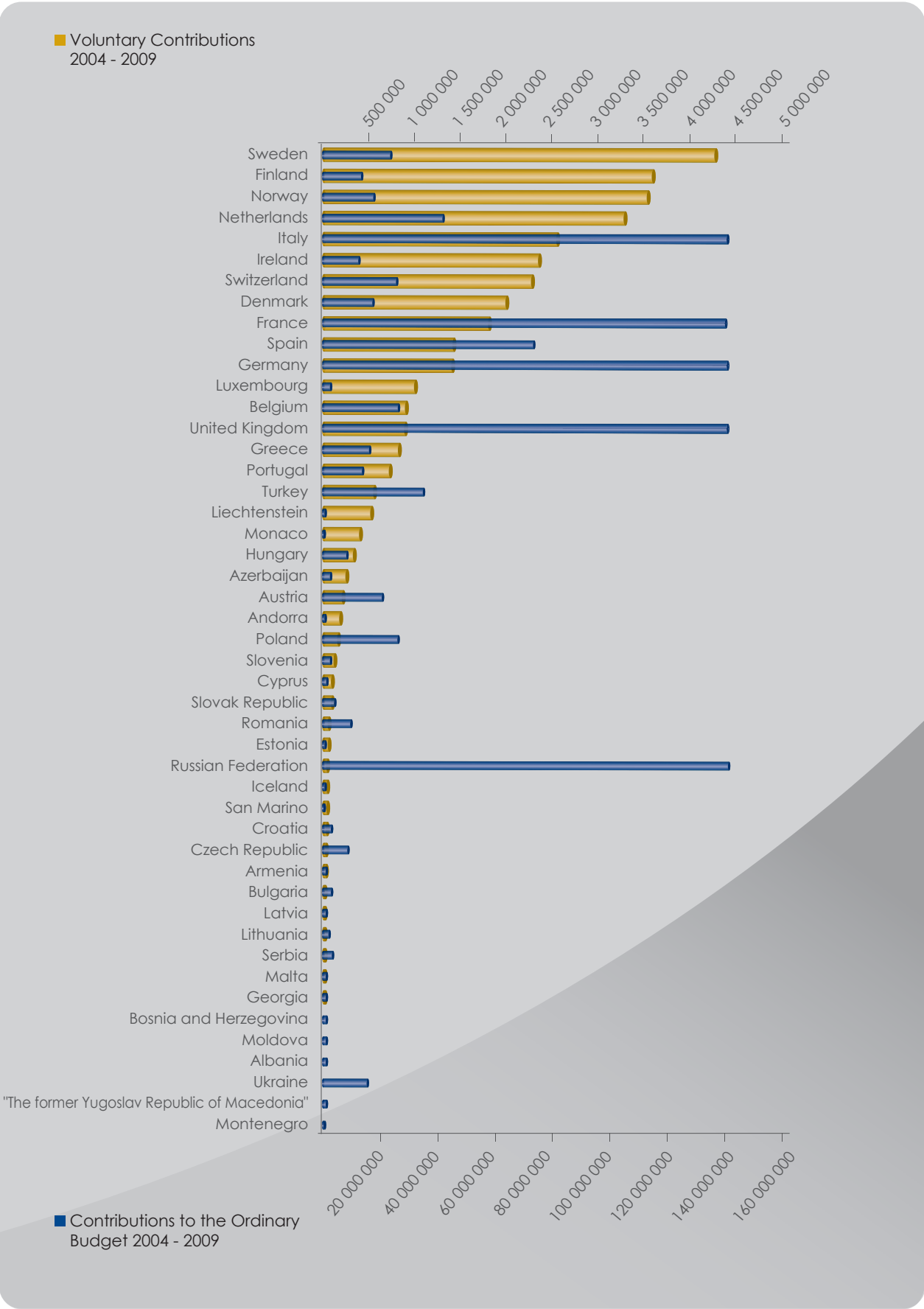


⁸Member states whose voluntary contributions during 2004-2009 amount to below 0.10% of total voluntary contributions during that period do not appear on this graph. A detailed profile of all member states can be found in the Appendix.

⁹Member states whose voluntary contributions during 2009 amount to below 0.10% of total voluntary contributions during that period do not appear on this graph. A detailed profile of all member states can be found in the Appendix.

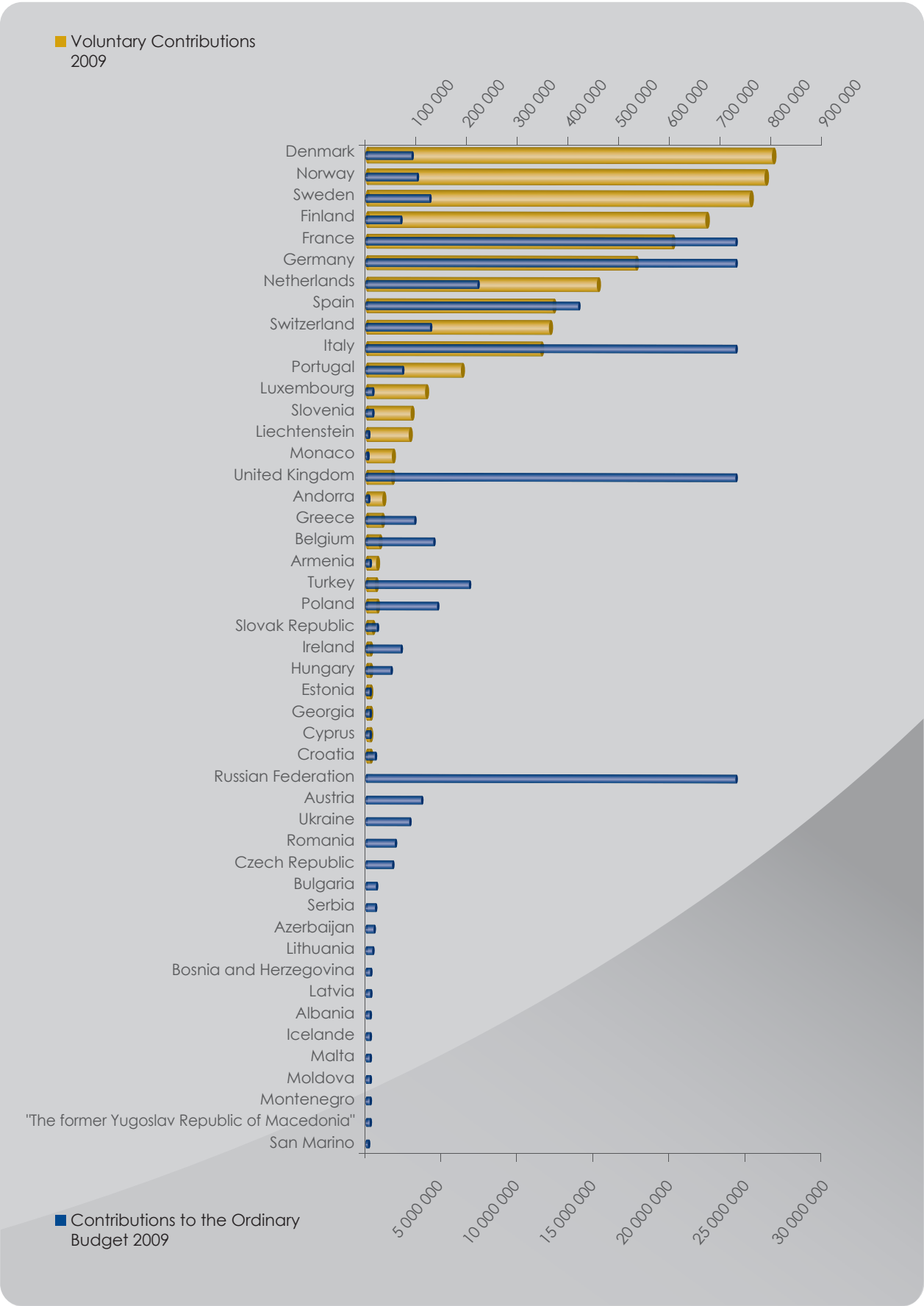
2.3. Receipts in relation to ordinary budget contributions 2004-2009¹⁰

The bar chart below shows the total of voluntary contribution receipts from each member state for the period 2004-2009 against the background of member states' contributions to the ordinary budget. The graph highlights the difference between actual voluntary contributions by individual member states and their obligatory ordinary budget contributions calculated according to Resolution (94)31 and taking into account population and Gross Domestic Product.



2.4. Receipts in relation to ordinary budget contributions in 2009

The following bar chart indicates the total of voluntary contribution receipts from each member state for 2009 only, again in relation to member states' contributions to the ordinary budget.

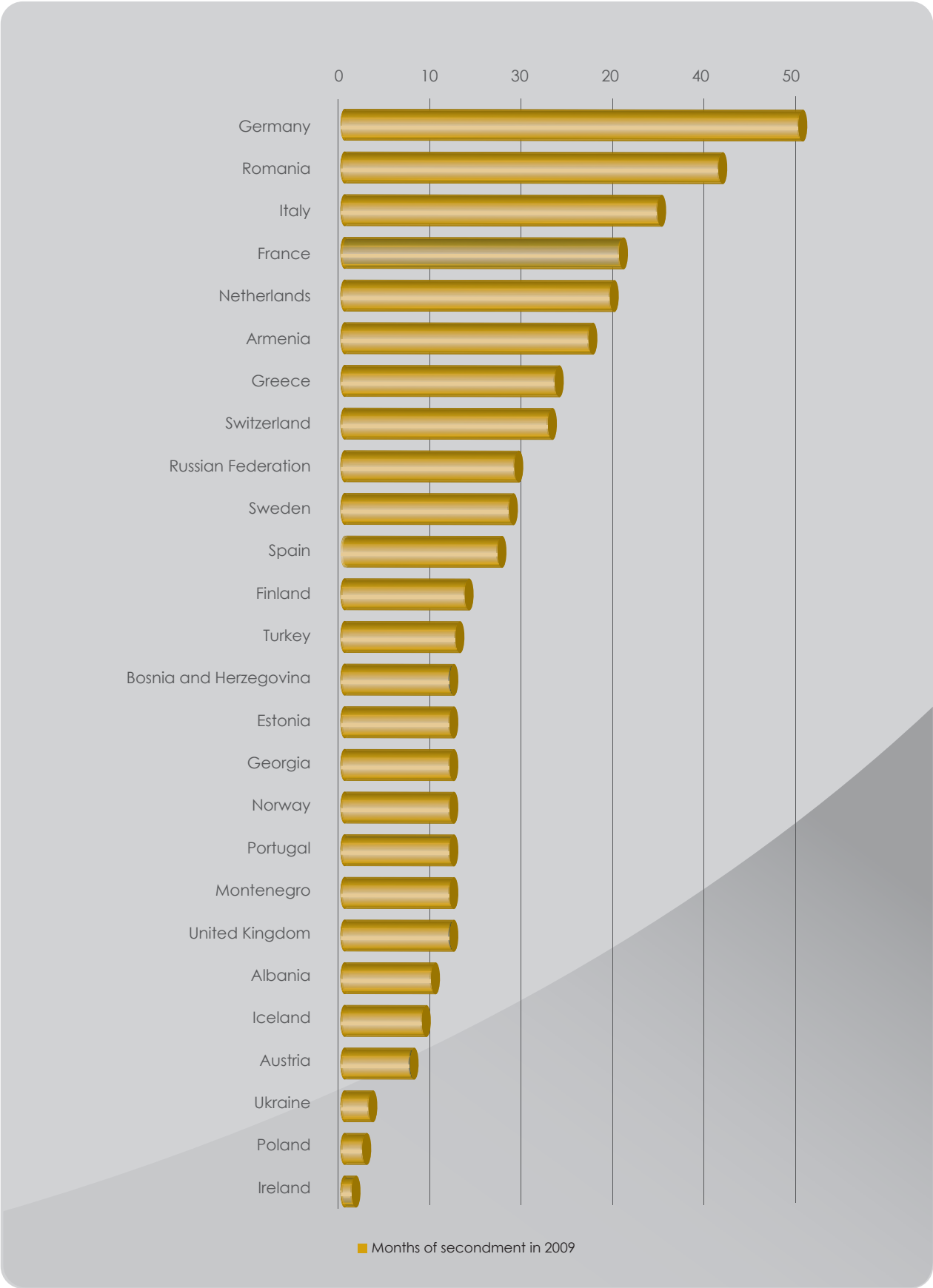


2.5. Secondments to the Council of Europe

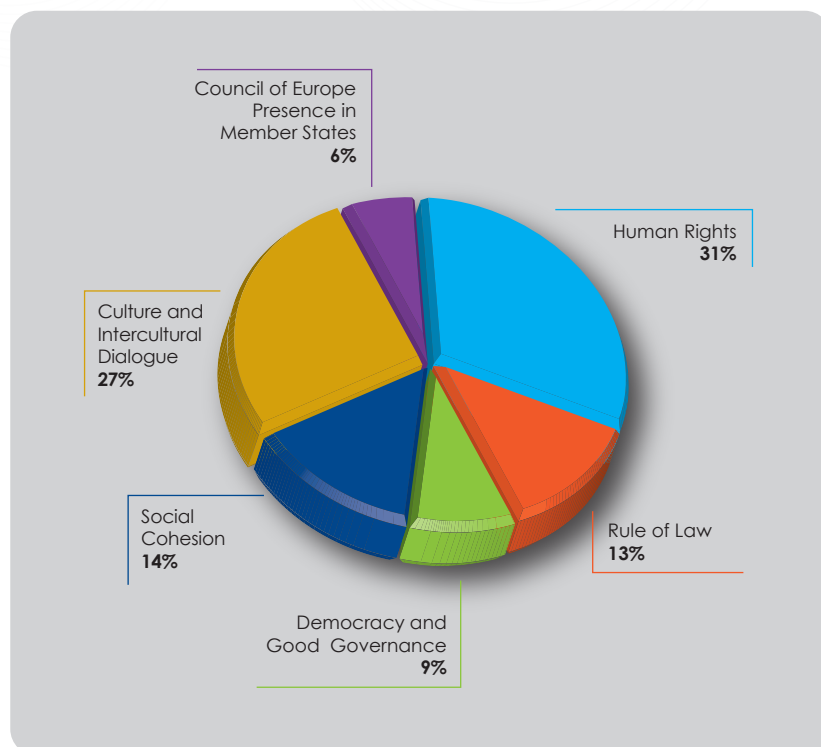
A number of member states also make non-monetary contributions in the form of the secondment of national officials to the Organisation. Such secondments are not included within the definition of voluntary contribu-

tions for accounting purposes. Nevertheless, as some member states see the secondment of national officials as complementary to their voluntary contributions, this information is included in the present document.

The chart below shows the member states which have seconded staff to the Council of Europe in terms of months in the course of 2009.



3. Voluntary contributions per chapter of the Programme of Activities

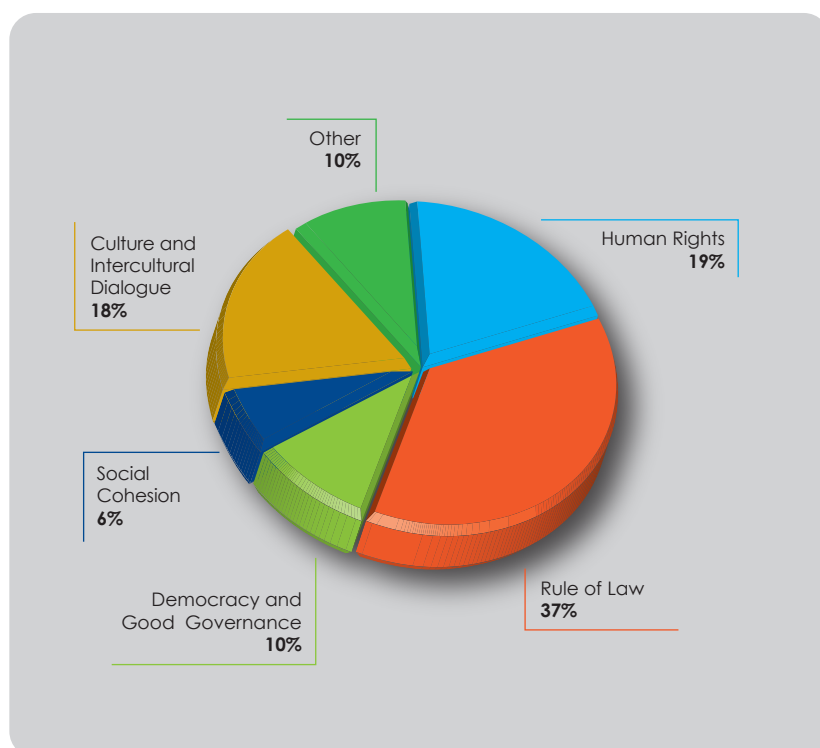


3.1. Ordinary budget appropriations: Receipts per chapter of the Programme of Activities 2009

This chart shows the spread for 2009 of ordinary budget appropriations across the Programme of Activities, with the chapter of Human Rights (31%) and the chapter of Culture and Intercultural Dialogue (27%) receiving the largest amounts.

3.2. Total receipts per chapter in 2009¹¹

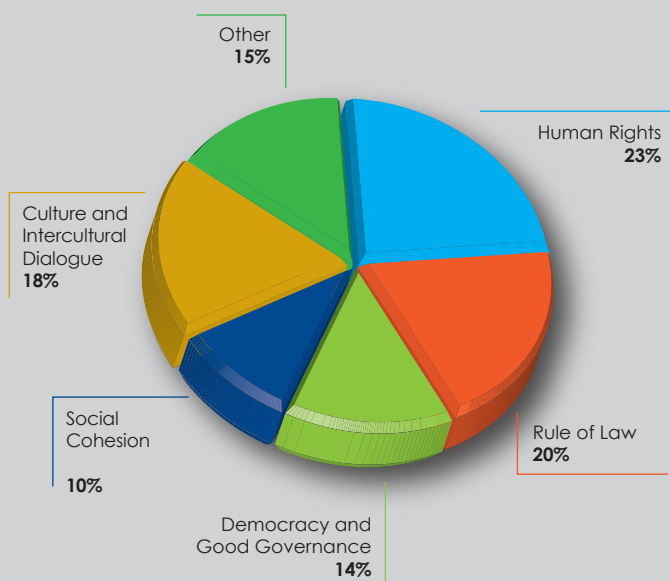
In comparison to this, looking at total voluntary contribution receipts from all donors in 2009, the focus shifts to the chapter of the Rule of Law (37%), followed by the chapter of Human Rights (19%).



¹¹The category 'Other' encompasses projects falling outside the ordinary budget Programme of Activities.

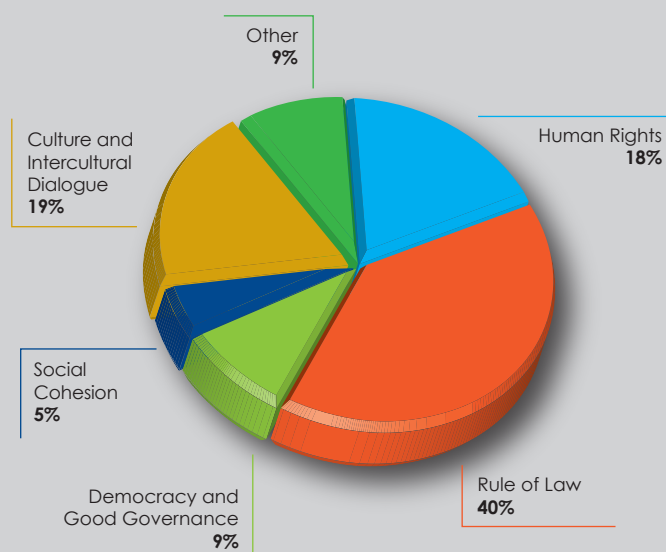
3.3. Receipts from member states per chapter in 2009¹²

Looking only at member states' voluntary contributions per chapter for the year 2009, the additional resources for the chapters of Human Rights and the Rule of Law are almost equal.



3.4. Receipts per chapter in 2009 from donors other than member states

The 2009 voluntary contributions from donors other than the member states reveal an emphasis on the chapter of the Rule of Law (40%). It is recalled that Joint Programmes with the European Union account for 81.5% of this category of donors.



¹² The category 'Other' encompasses projects falling outside the regular Programme of Activities.

Conclusion

In nominal terms, voluntary contributions to the Council of Europe have more than doubled since 2001, while, over this same period, the Organisation's ordinary budget has consistently been the subject of a policy of zero real growth. The comparative importance of voluntary contributions to the Programme of Activities has thus further increased in recent years. The welcome additional €28.9 million received by the Council of Europe in 2009 in voluntary contributions (€18.3 million within EU Joint Programmes; €6.4 million from member states; and €4.1 million from other sources) corresponds to a 40% enhancement of the ordinary budget funding for the Programme of Activities and enabled a number of on-going projects to be reinforced and others of an approved, complementary, extension nature to be commenced or developed. Nonetheless, with only 15% of Committee of Ministers' approved additional projects receiving full funding, agreed priorities are clearly not being met. Some 48% of the 2009 projects approved by the Committee of Ministers and for which voluntary contributions were required did not receive the necessary minimum threshold level of funding to be launched. Additional efforts are therefore vital if the ambitions set for the Council of Europe are to be realised.

The Council's large reliance on voluntary contributions to support country-specific cooperation programmes agreed by the Committee of Ministers as of high political priority for the Organisation highlights the limits of the present core budget funding, with its focus on statutory, standard-setting and monitoring priorities, imperative as these are. Country programmes are designed to assist member states in meeting formal commitments, many of which were entered into upon accession to the Organisation, the very nature of which commitments gives the Council of Europe a unique role, not to say, leverage. Not only does the Organisation provide a solid framework for such work based on its standard-setting experience and the results and findings of its monitoring mechanisms but it also provides value for money with its extended network of national experts and permanent Secretariat.

Moreover, the advantage of working with member states on commitments they have entered into gives the Organisation an unrivalled competitive

advantage over other forms of assistance, as has been recognised repeatedly in the last 20 years by bi-lateral donor agreements and cooperation established in situ.

Over the last five years, the European Union, largely within the framework of Joint Programmes, has become the single most important source of voluntary contributions. In 2009, receipts under Joint Programmes accounted for 64% of all voluntary contribution receipts. The analysis of sector-specific earmarking of contributions highlights the differing focus of ordinary budget priorities and those of individual donors or groups of donors.

The increased share of 2009 voluntary contributions from sources other than the European Union is a positive step towards greater diversification in the donor base and renders the Council of Europe less dependent on the thematic and regional priorities of the European Union, although much overlap in the priorities of the two organisations is to be expected. One of the most

significant developments in 2009 was the receipt of the first contribution from the Human Rights Trust Fund, which, while being funded by a limited number of member states¹⁴, for the purpose of this analysis is grouped with 'other' donors. The recent trend towards multi-annual agreements with funding from national development cooperation agencies, notably in Sweden and Switzerland is most welcome. With a significant number of the unfunded projects being devoted to work in countries appearing on the DAC list of ODA Recipients¹⁵, this important source of funding has great potential for growth.

The Council of Europe accepts voluntary contributions for the implementation of its Programme of Activities from member, observer and non-member states, International Organisations, foundations, the private sector and individuals who share the goals and values of the Organisation. For more information on how to contribute to the Council of Europe, please contact the Secretariat as follows:

Resource Mobilisation
and Donor Relations
Directorate General
of Democracy and Political Affairs
RMU_voluntarycontributions@coe.int

Mr Matthew Barr
Tel. +33 (0)38841-2165
Matthew.Barr@coe.int

Ms Jennifer Trudeau
Tel. +33 (0)38841-2156
Jennifer.Trudeau@coe.int

Ms Anne-Cécile Joubert
Tel. +33 (0)39021-5116
Anne-Cecile.Joubert@coe.int

¹⁴ Germany, the Netherlands and Norway

¹⁵ Organisation for Economic Cooperation and Development - Development Assistance Committee list of Official Development Assistance Recipients

Appendix

1. Donor Profiles 2009



Albania

Voluntary Contribution :

None

Member State ranking :

Did not contribute

Ranking per capita :

Did not contribute



Andorra

Voluntary Contribution :

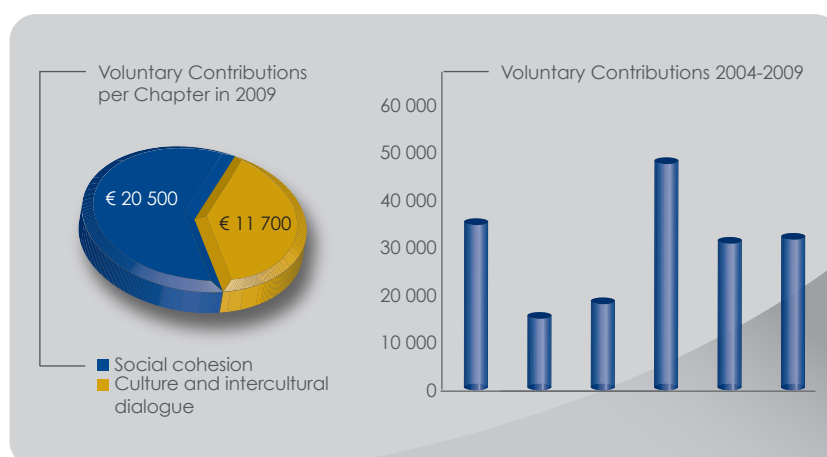
€ 32 200

Member State ranking :

17/47

Ranking per capita :

3/47



Armenia

Voluntary Contribution :

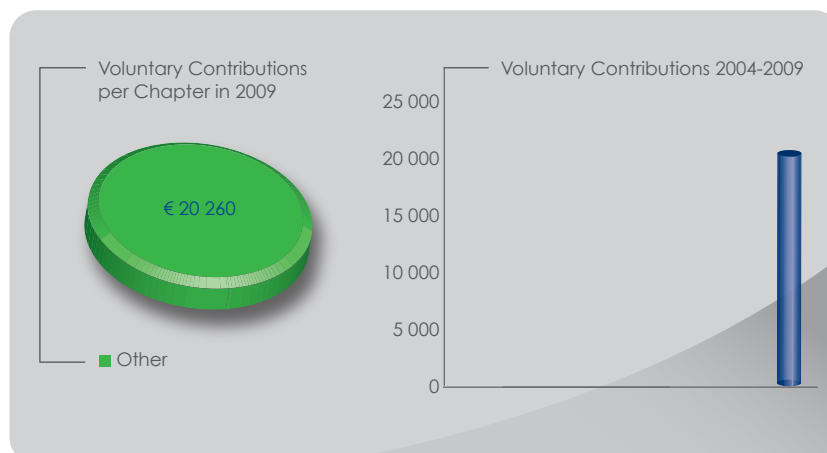
€ 20 260

Member State ranking :

20/47

Ranking per capita :

15/47





Austria

Voluntary Contribution :

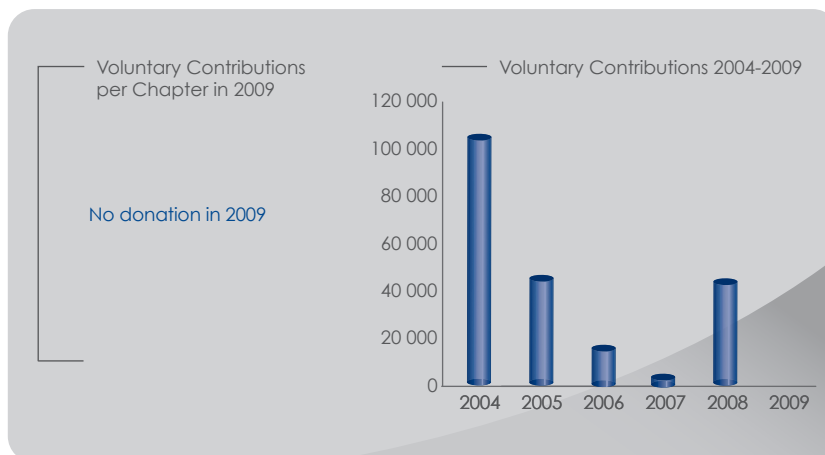
None

Member State ranking :

Did not contribute

Ranking per capita :

Did not contribute



Azerbaijan

Voluntary Contribution :

None

Member State ranking :

Did not contribute

Ranking per capita :

Did not contribute



Belgium

Voluntary Contribution :

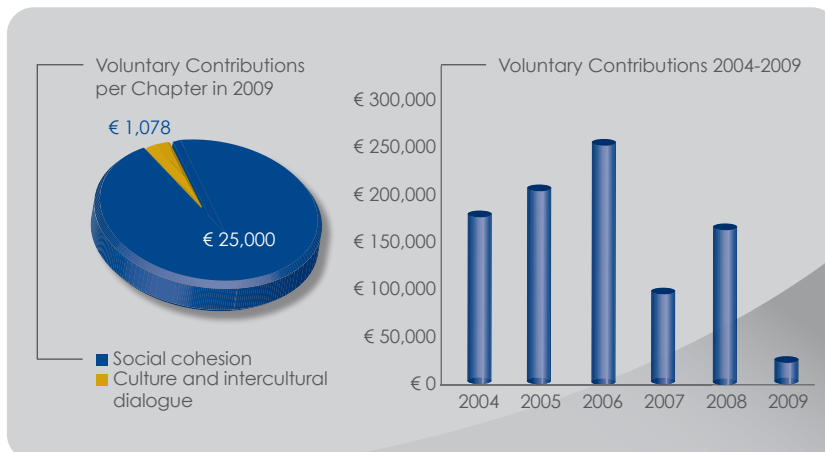
€ 26 078

Member State ranking :

19/47

Ranking per capita :

21/47





Bosnia and Herzegovina

Voluntary Contribution :

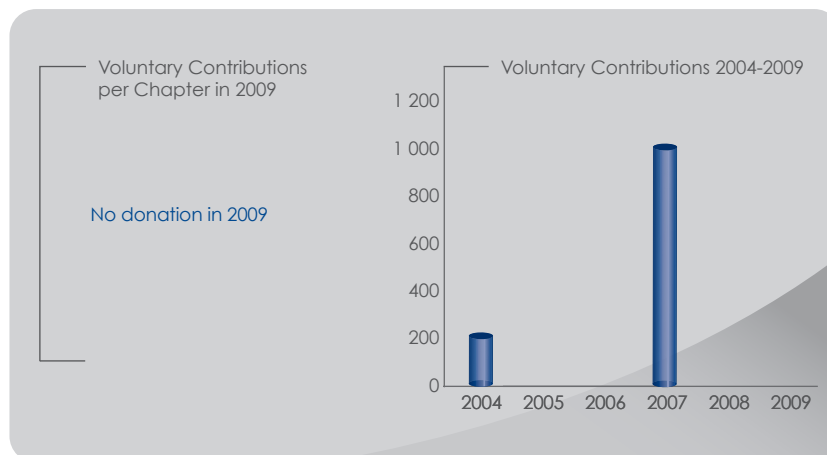
None

Member State ranking :

Did not contribute

Ranking per capita :

Did not contribute



Bulgaria

Voluntary Contribution :

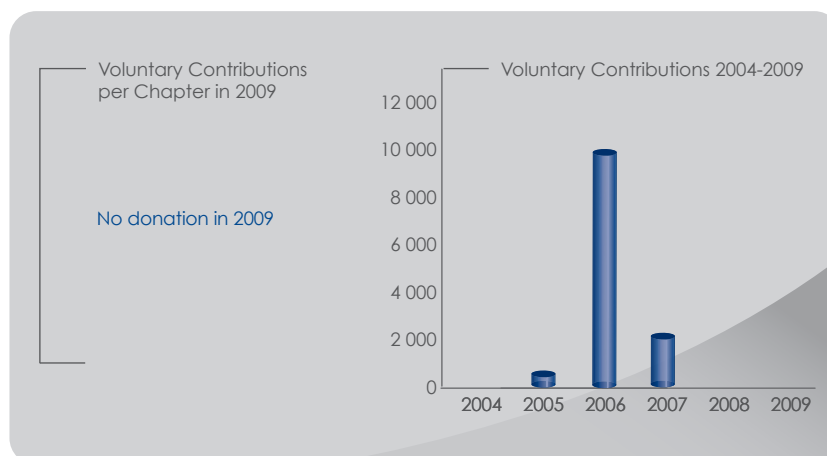
None

Member State ranking :

Did not contribute

Ranking per capita :

Did not contribute



Croatia

Voluntary Contribution :

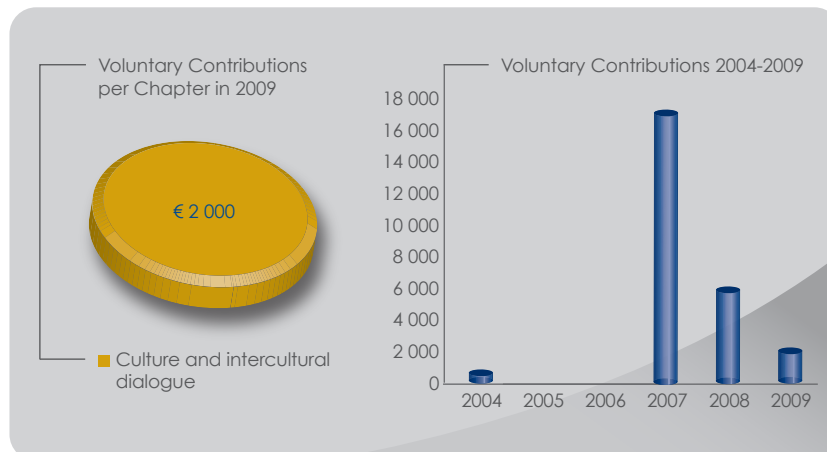
€ 2 000

Member State ranking :

29/47

Ranking per capita :

27/47





Cyprus

Voluntary Contribution :

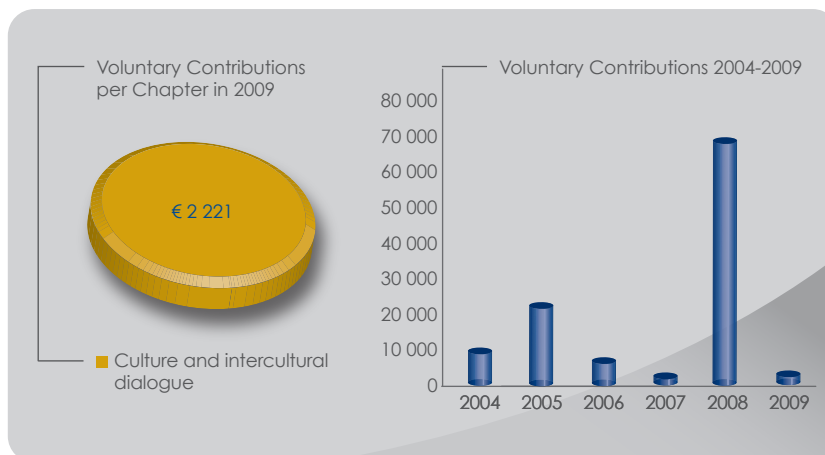
€ 2 221

Member State ranking :

28/47

Ranking per capita :

19/47



Czech Republic

Voluntary Contribution :

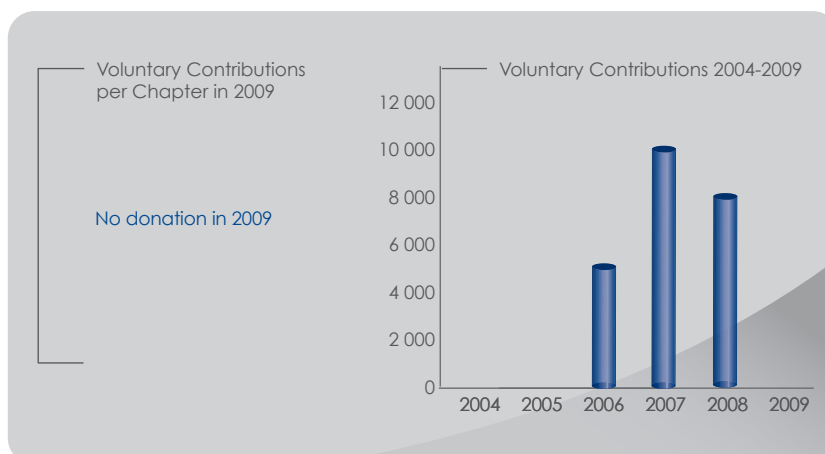
None

Member State ranking :

Did not contribute

Ranking per capita :

Did not contribute



Denmark

Voluntary Contribution :

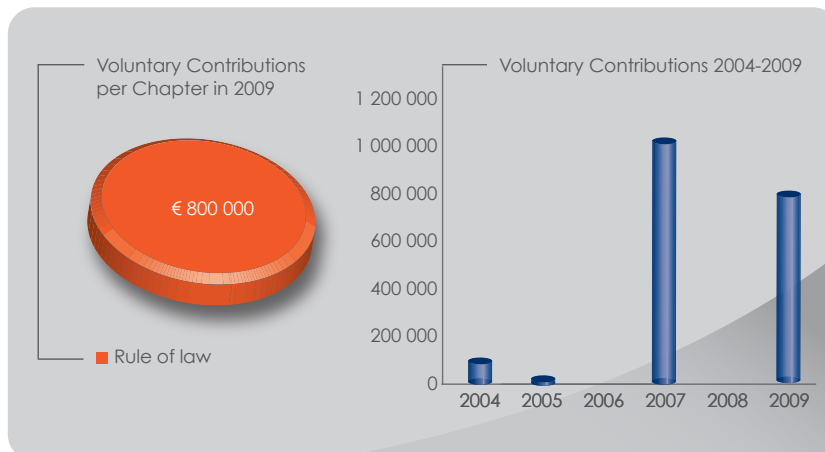
€ 800 000

Member State ranking :

1/47

Ranking per capita :

6/47





Estonia

Voluntary Contribution :

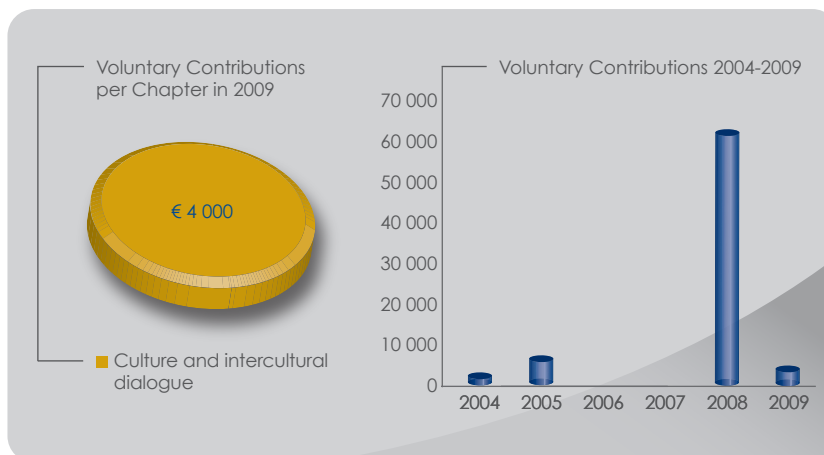
€ 4 000

Member State ranking :

26/47

Ranking per capita :

18/47



Finland

Voluntary Contribution :

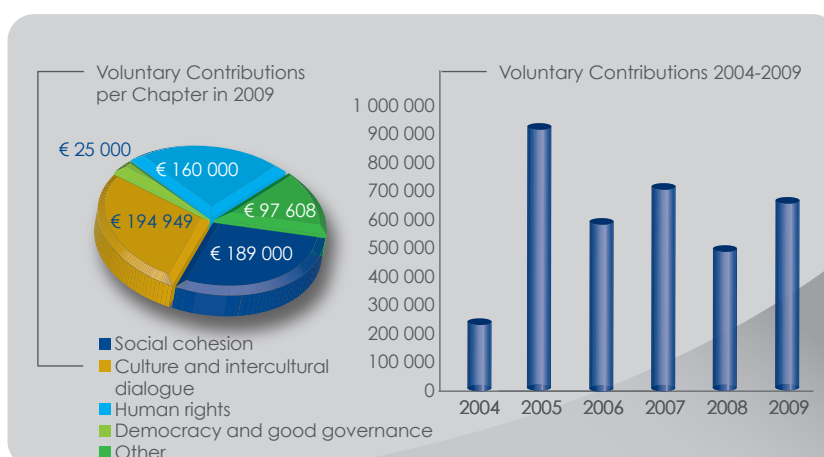
€ 666 557

Member State ranking :

4/47

Ranking per capita :

7/47



France

Voluntary Contribution :

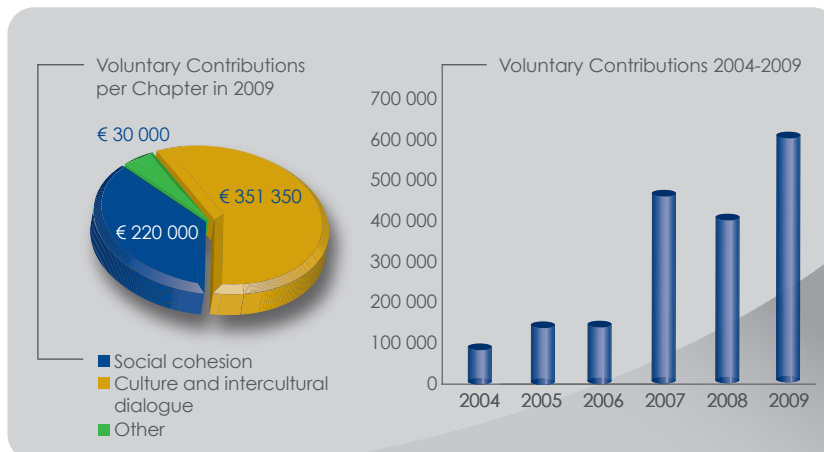
€ 601 350

Member State ranking :

5/47

Ranking per capita :

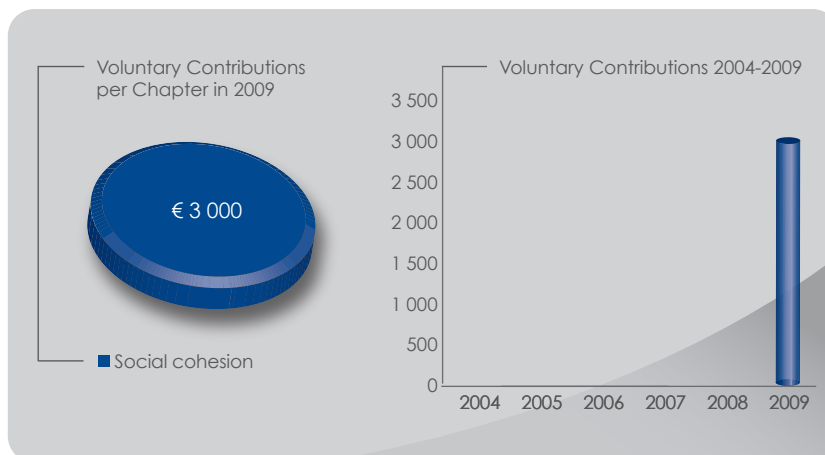
13/47





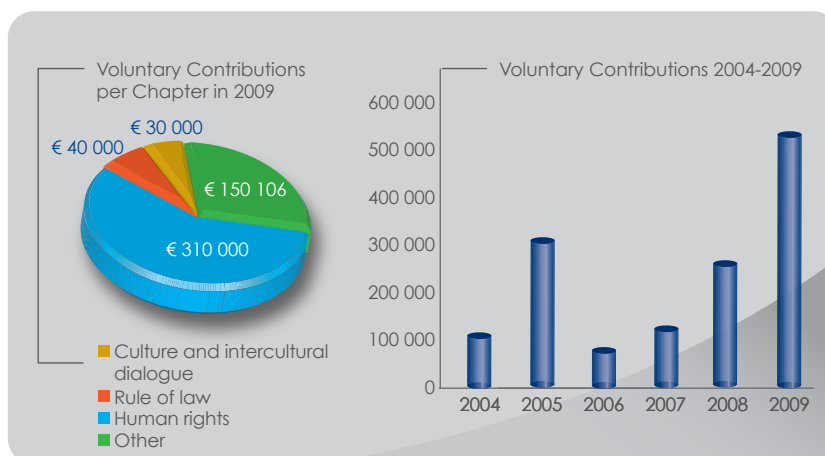
Georgia

Voluntary Contribution :
 € 3 000
 Member State ranking :
 27/47
 Ranking per capita :
 25/47



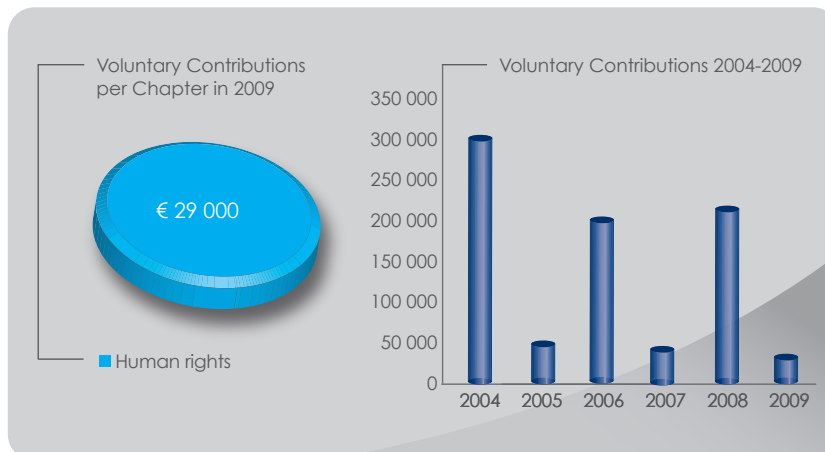
Germany

Voluntary Contribution :
 € 530 106
 Member State ranking :
 6/47
 Ranking per capita :
 16/47



Greece

Voluntary Contribution :
 € 29 000
 Member State ranking :
 18/47
 Ranking per capita :
 20/47





Hungary

Voluntary Contribution :

€ 4 020

Member State ranking :

25/47

Ranking per capita :

28/47



Iceland

Voluntary Contribution :

None

Member State ranking :

Did not contribute

Ranking per capita :

Did not contribute



Ireland

Voluntary Contribution :

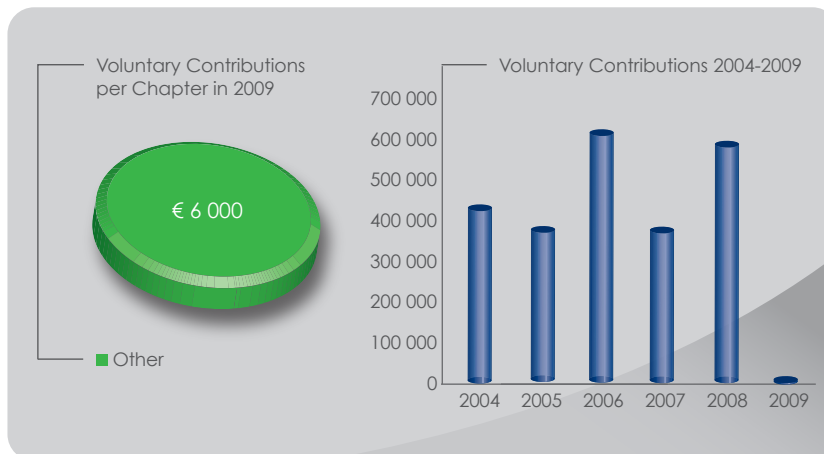
€ 6 000

Member State ranking :

24/47

Ranking per capita :

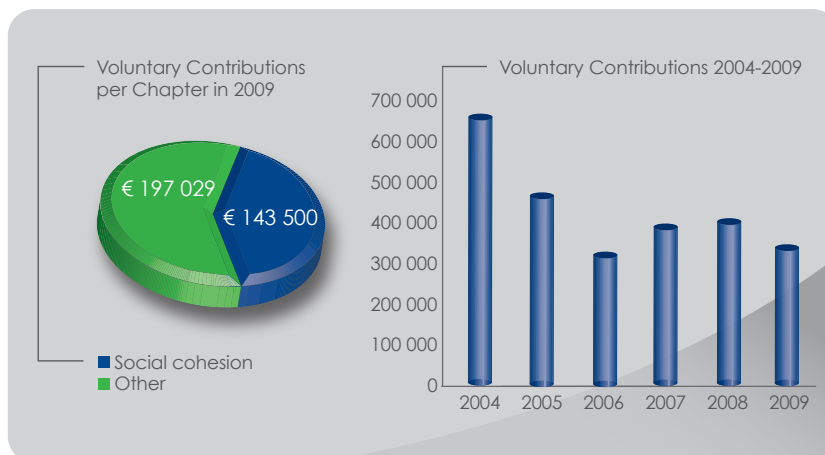
22/47





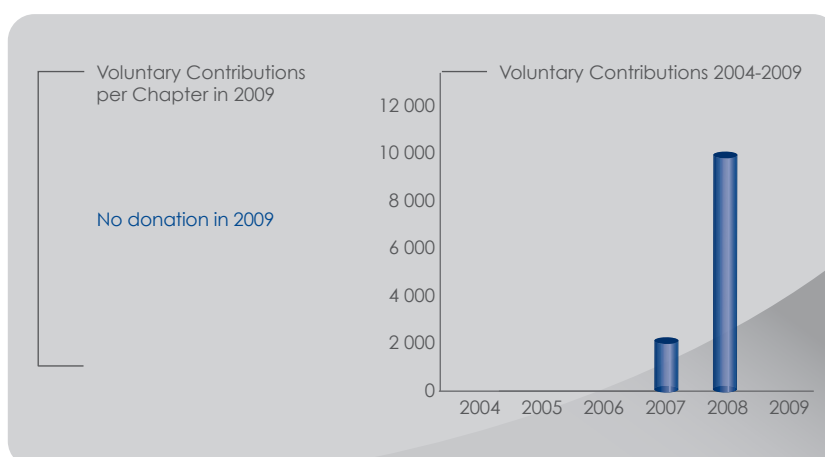
Italy

Voluntary Contribution :
€ 340 529
Member State ranking :
10/47
Ranking per capita :
17/47



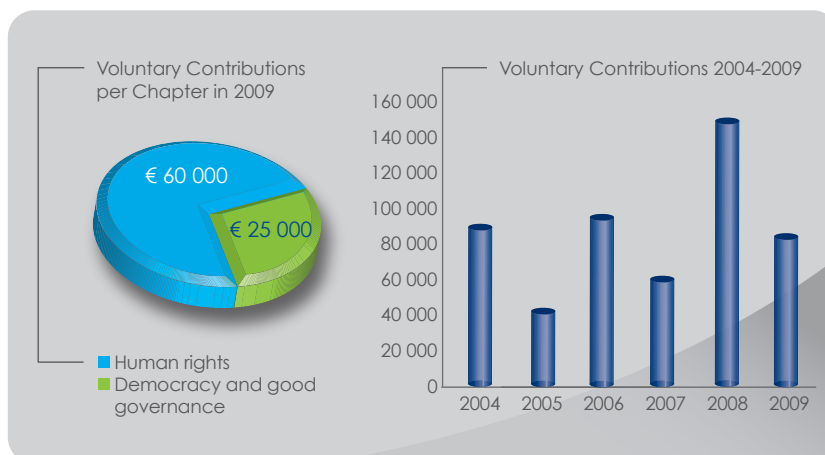
Latvia

Voluntary Contribution :
None
Member State ranking :
Did not contribute
Ranking per capita :
Did not contribute



Liechtenstein

Voluntary Contribution :
€ 85 000
Member State ranking :
14/47
Ranking per capita :
1/47





Lithuania

Voluntary Contribution :

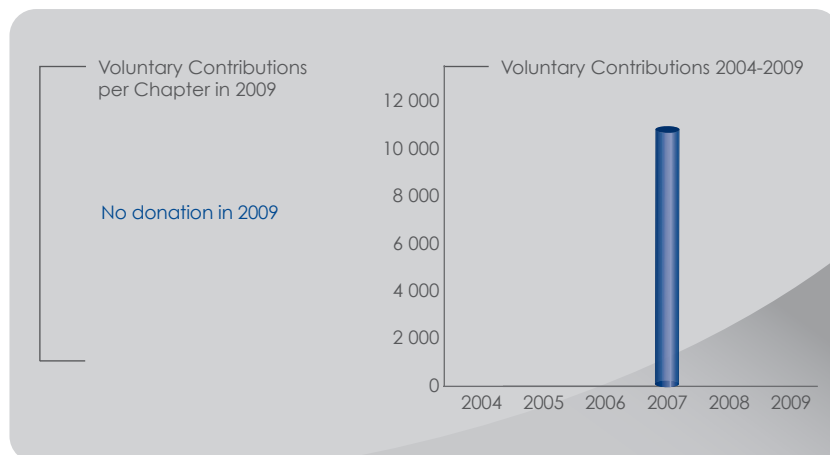
None

Member State ranking :

Did not contribute

Ranking per capita :

Did not contribute



Luxembourg

Voluntary Contribution :

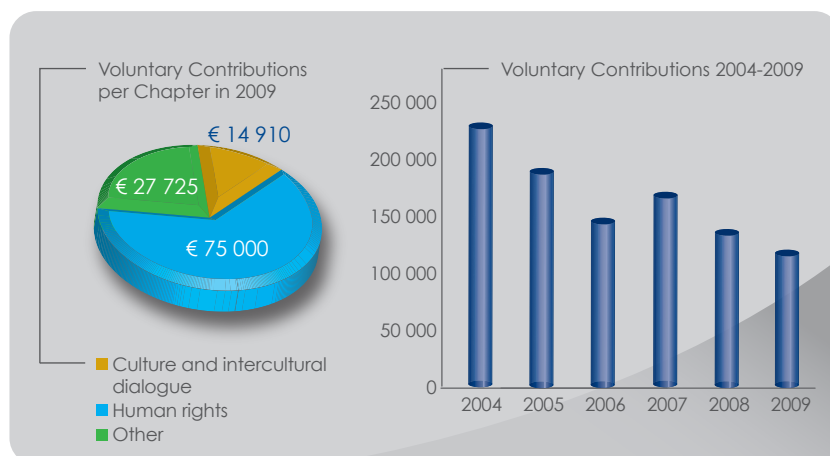
€ 117 635

Member State ranking :

12/47

Ranking per capita :

4/47



Malta

Voluntary Contribution :

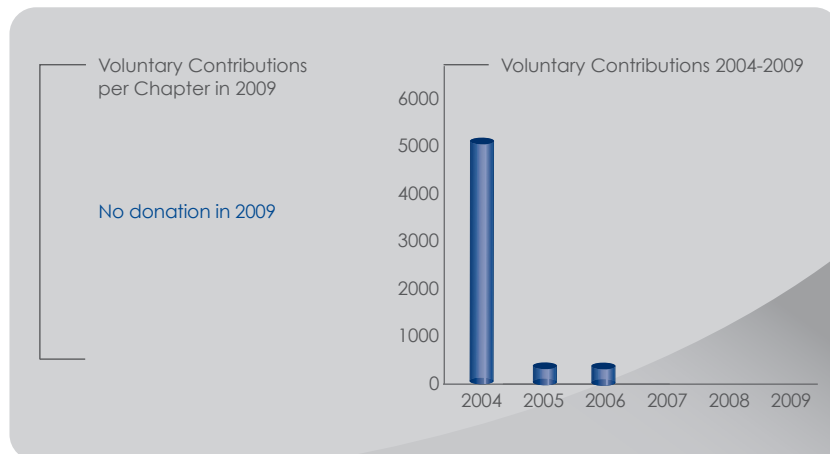
None

Member State ranking :

Did not contribute

Ranking per capita :

Did not contribute





Moldova

Voluntary Contribution :

None

Member State ranking :

Did not contribute

Ranking per capita :

Did not contribute



Monaco¹

Voluntary Contribution :

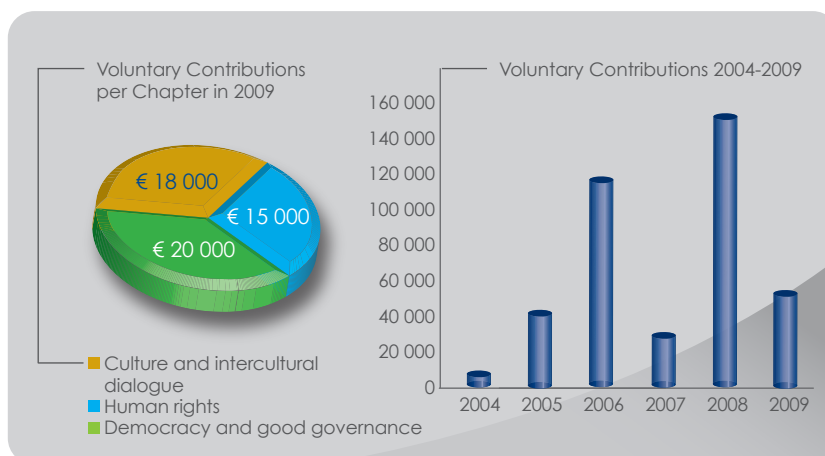
€ 53 000

Member State ranking :

15/47

Ranking per capita :

2/47



Montenegro²

Voluntary Contribution :

None

Member State ranking :

Did not contribute

Ranking per capita :

Did not contribute



¹N.B. Monaco joined the Council of Europe on 5 October 2004.

²N.B. Montenegro joined the Council of Europe on 11 May 2007.



Netherlands

Voluntary Contribution :

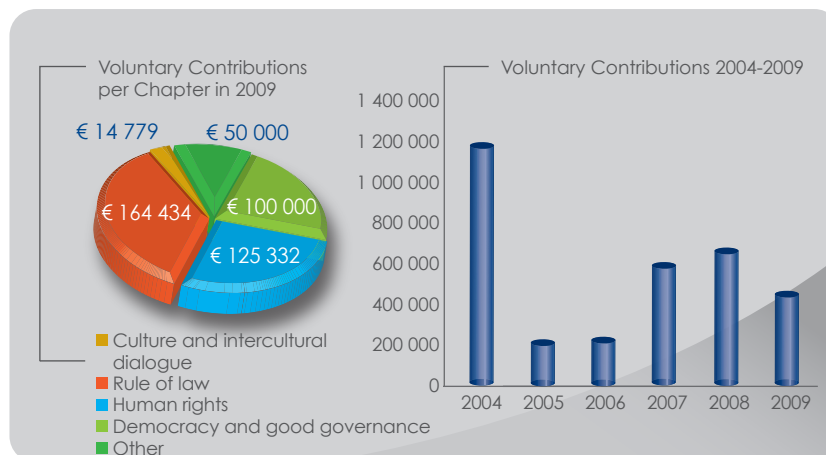
€ 454 545

Member State ranking :

7/47

Ranking per capita :

11/47



Norway

Voluntary Contribution :

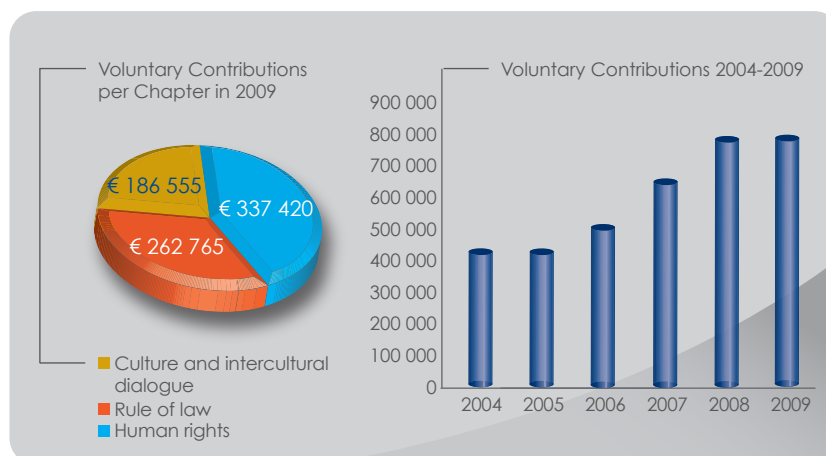
€ 786 730

Member State ranking :

2/47

Ranking per capita :

5/47



Poland

Voluntary Contribution :

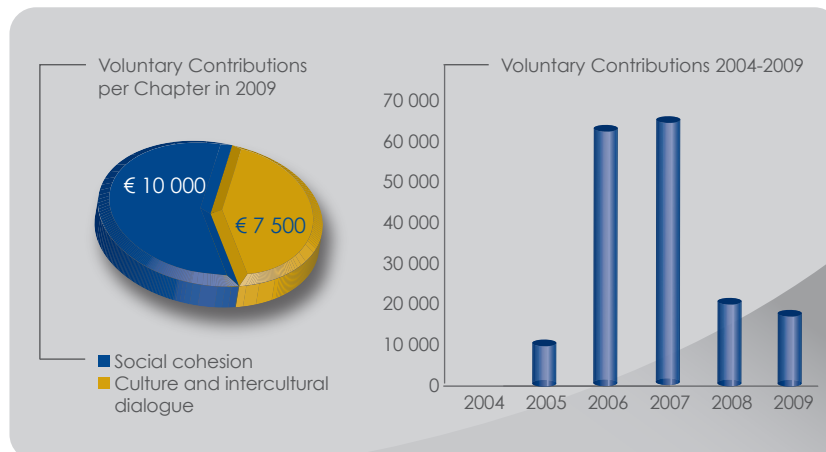
€ 17 500

Member State ranking :

22/47

Ranking per capita :

26/47





Portugal

Voluntary Contribution :

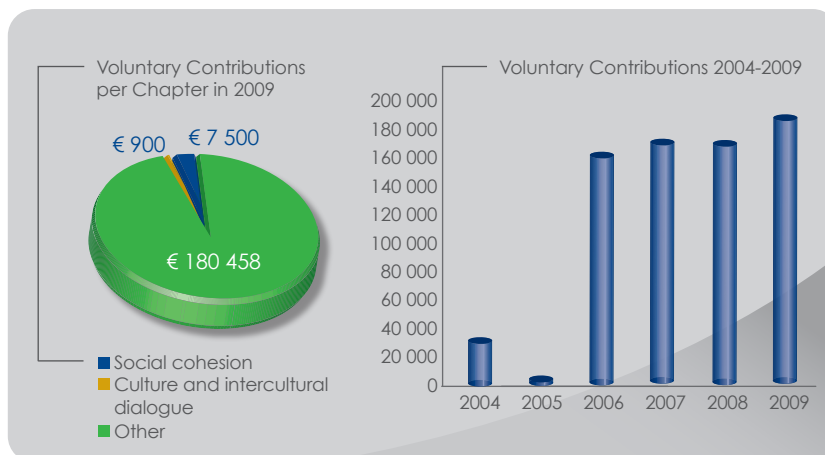
€188 858

Member State ranking :

11/47

Ranking per capita :

12/47



Romania

Voluntary Contribution :

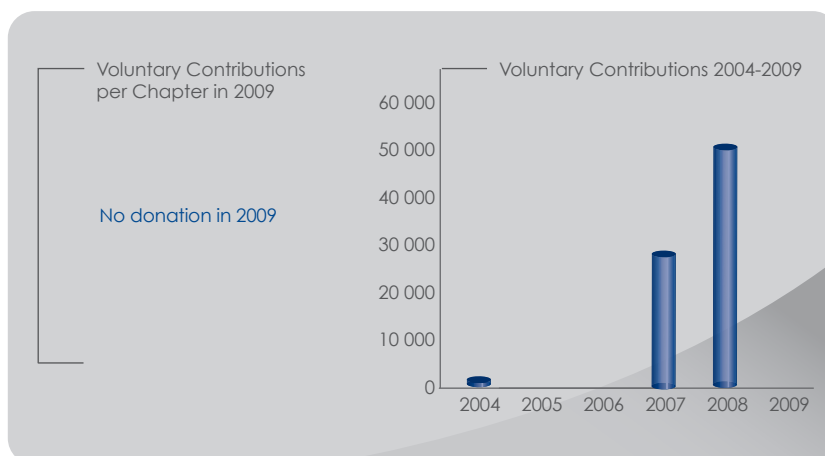
None

Member State ranking :

Did not contribute

Ranking per capita :

Did not contribute



Russian Federation

Voluntary Contribution :

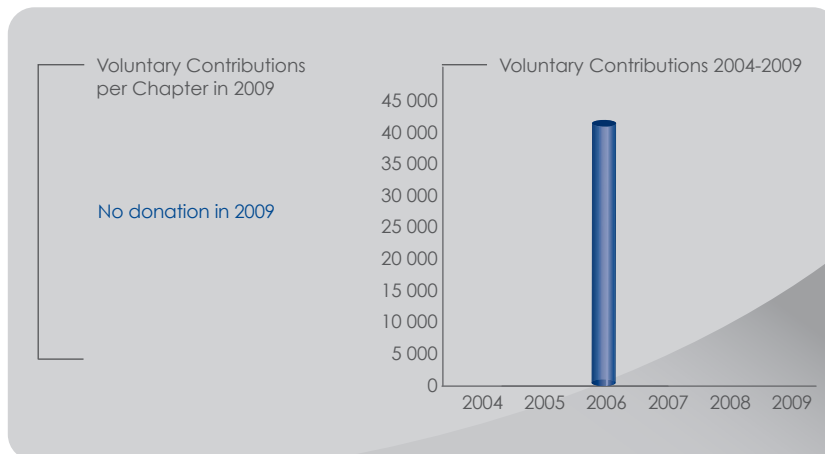
None

Member State ranking :

Did not contribute

Ranking per capita :

Did not contribute





San Marino

Voluntary Contribution :

None

Member State ranking :

Did not contribute

Ranking per capita :

Did not contribute



Serbia

Voluntary Contribution :

None

Member State ranking :

Did not contribute

Ranking per capita :

Did not contribute



Slovak Republic

Voluntary Contribution :

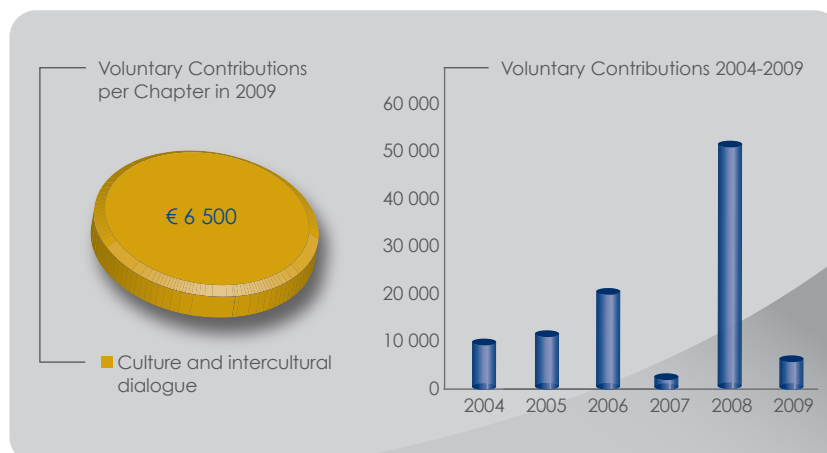
€ 6 500

Member State ranking :

23/47

Ranking per capita :

23/47





Slovenia

Voluntary Contribution :

€ 87 000

Member State ranking :

13/47

Ranking per capita :

10/47



Spain

Voluntary Contribution :

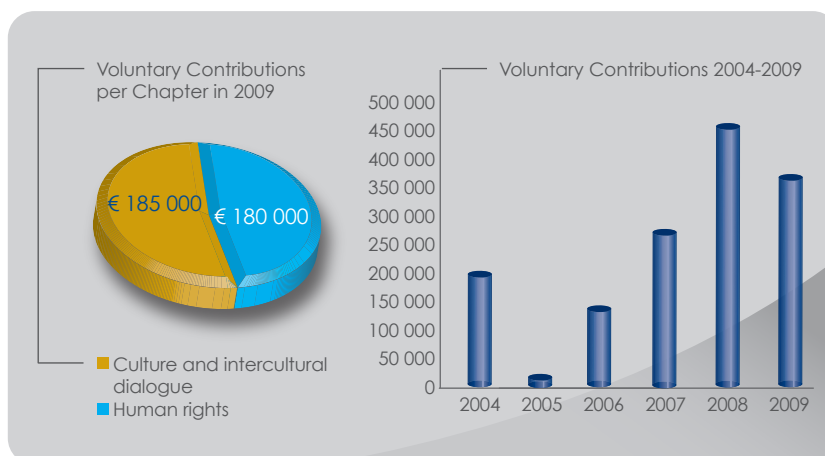
€ 365 600

Member State ranking :

8/47

Ranking per capita :

14/47



Sweden

Voluntary Contribution :

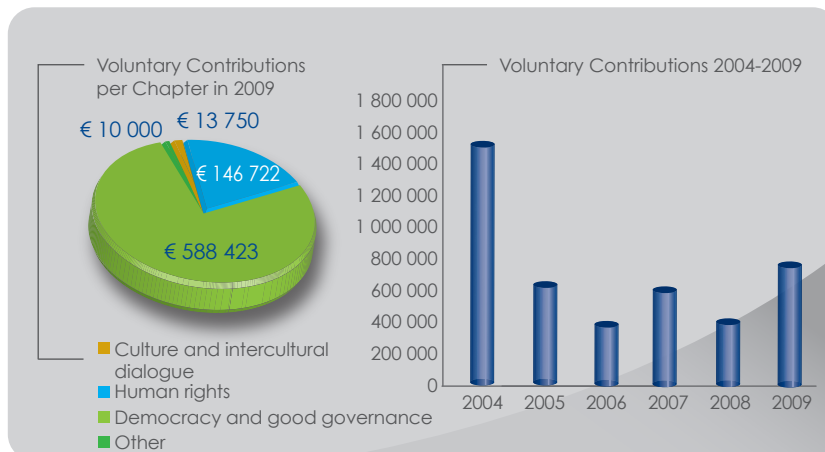
€ 758 894

Member State ranking :

3/47

Ranking per capita :

8/47





Switzerland

Voluntary Contribution :

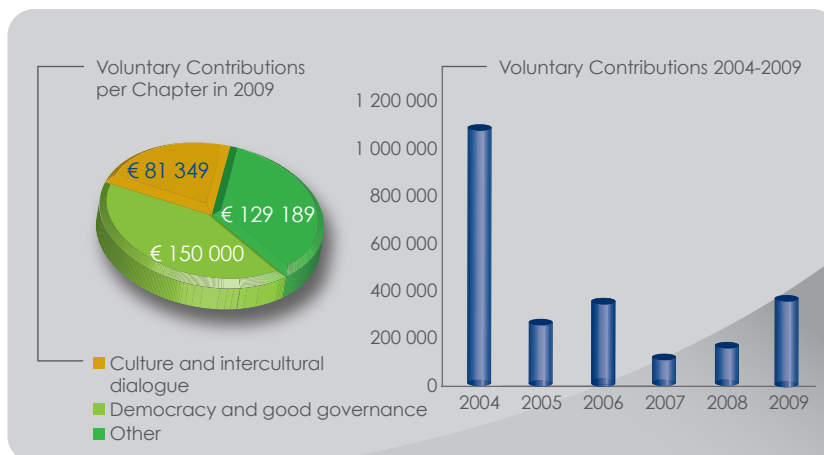
€ 360 538

Member State ranking :

9/47

Ranking per capita :

9/47



" The former Yugoslav Republic of Macedonia "

Voluntary Contribution :

None

Member State ranking :

Did not contribute

Ranking per capita :

Did not contribute



Turkey

Voluntary Contribution :

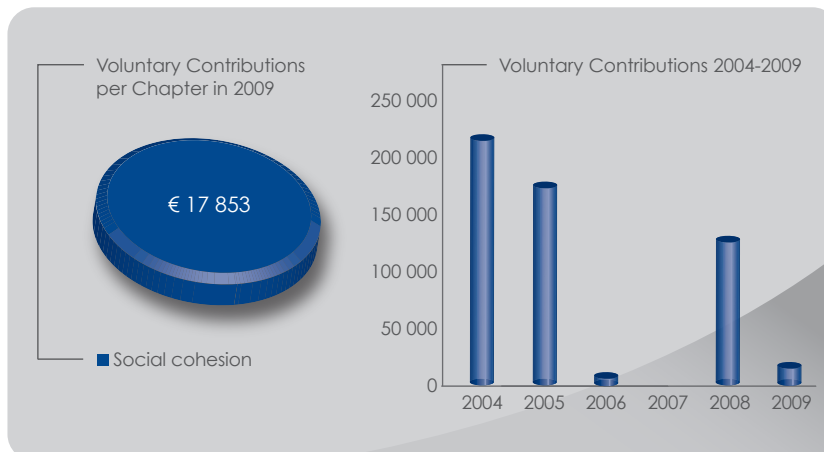
€ 17 853

Member State ranking :

21/47

Ranking per capita :

29/47





Ukraine

Contribution volontaire :

None

Classement d'État membre :

Did not contribute

Classement par habitant :

Did not contribute



United Kingdom

Voluntary Contribution :

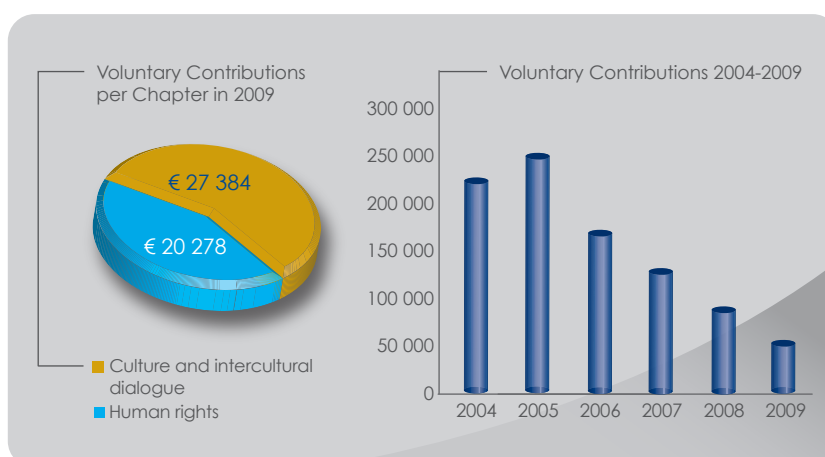
€ 47 662

Member State ranking :

16/47

Ranking per capita :

24/47



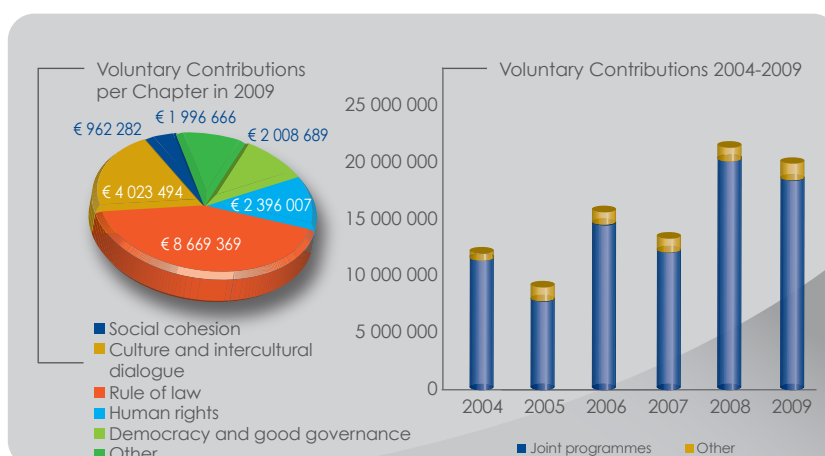
European Union 2009



European Union

Voluntary Contribution :

€ 20 076 507





Canada

Voluntary Contribution:

None

Observer ranking :

Did not contribute



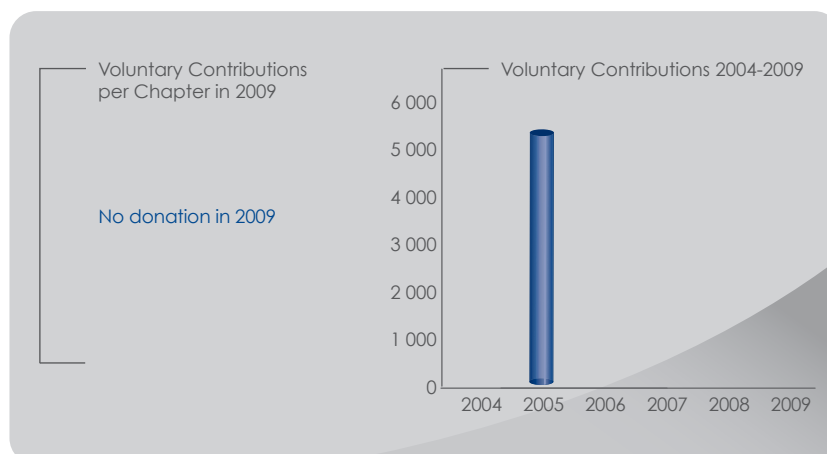
Holy See

Voluntary Contribution:

None

Observer ranking :

Did not contribute



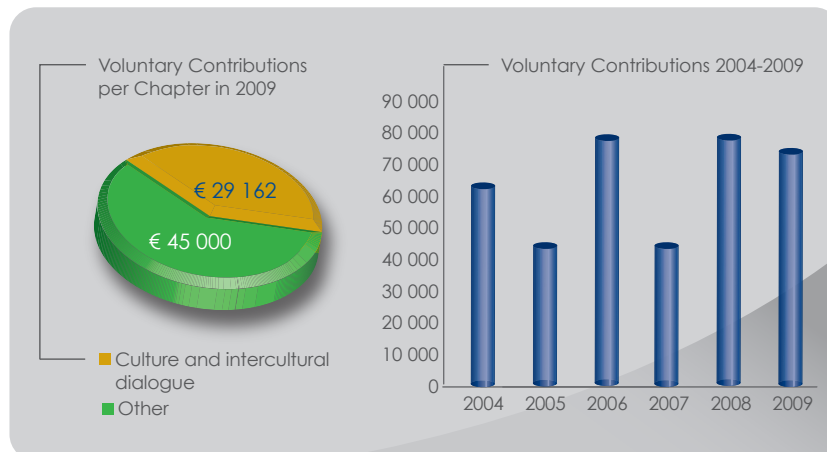
Japan

Voluntary Contribution:

€ 74 162

Observer ranking :

2/5





Mexico

Voluntary Contribution:

None

Observer ranking :

Did not contribute



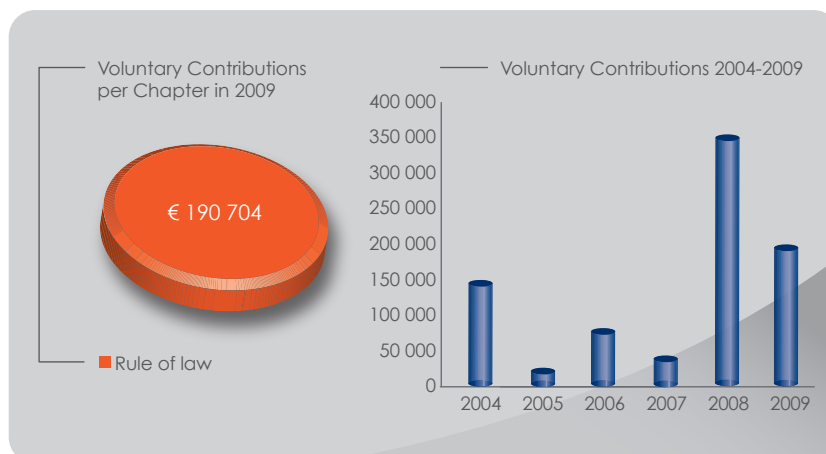
United States of America

Voluntary contribution:

€ 190 704

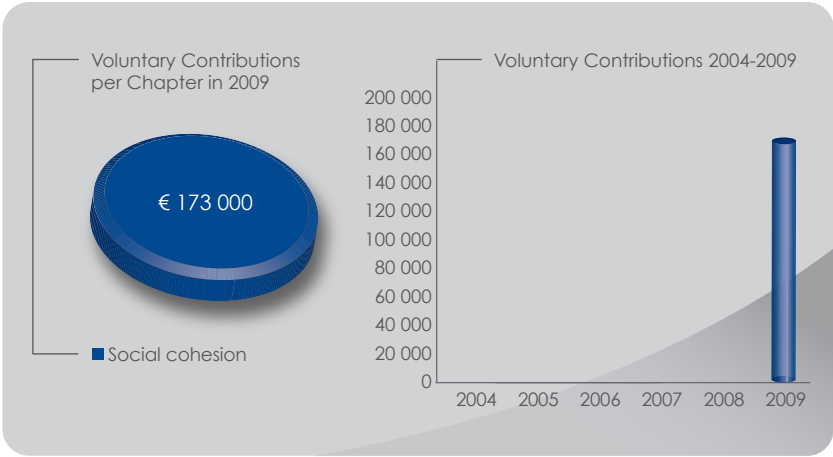
Observer ranking :

1/5



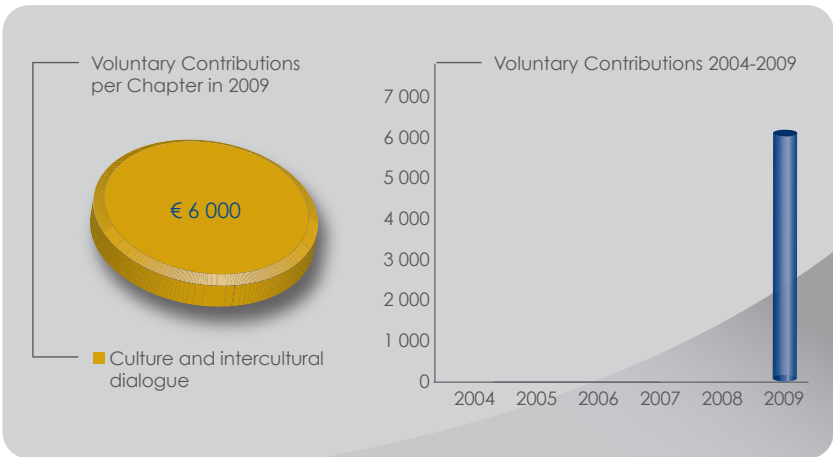
Council of Europe Development Bank

Voluntary Contribution :
€ 173 000
Others ranking :
2/12



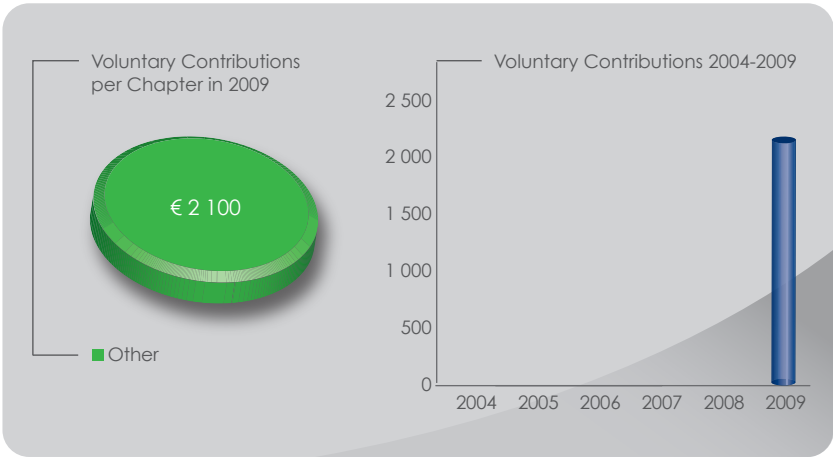
Euromesco

Voluntary Contribution :
€ 6 000
Others ranking :
10/12



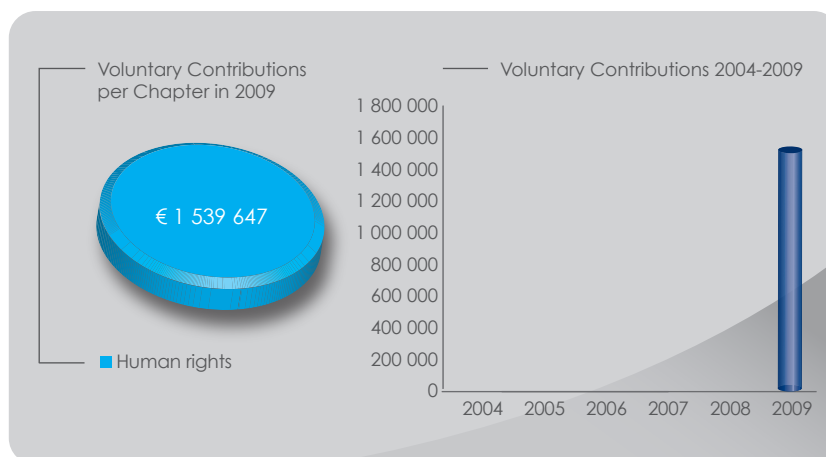
German Institute for International Educational Research

Voluntary Contribution :
€ 2 100
Others ranking :
11/12



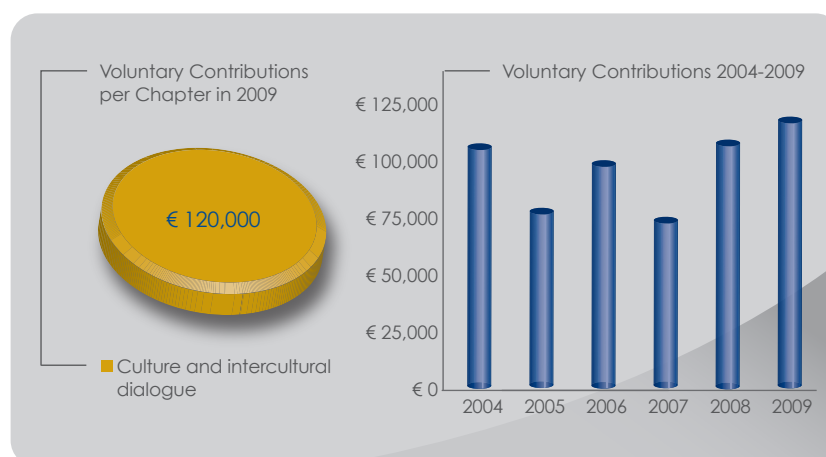
Human Rights Trust Fund*

Voluntary Contribution :
€ 1 539 647
Other sources ranking :
1/12



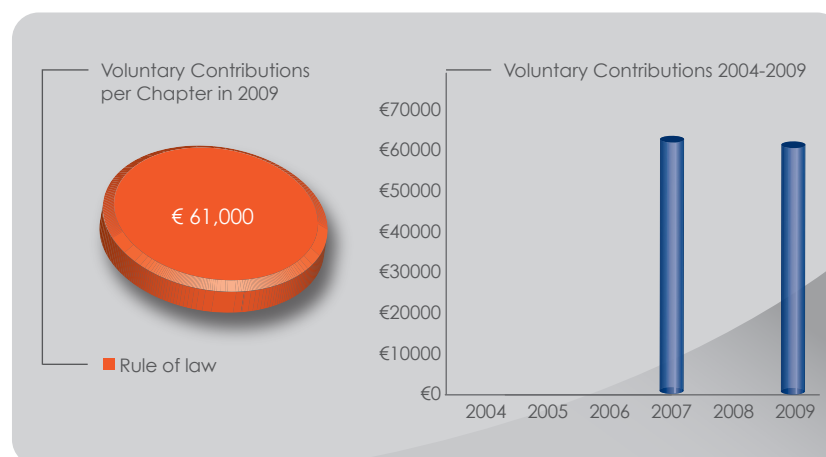
International Union of Railways

Voluntary Contribution :
€ 120 000
Other sources ranking :
3/12



Israel

Voluntary Contribution :
€ 61 000
Other sources ranking :
5/12



* Germany, Netherlands, Norway

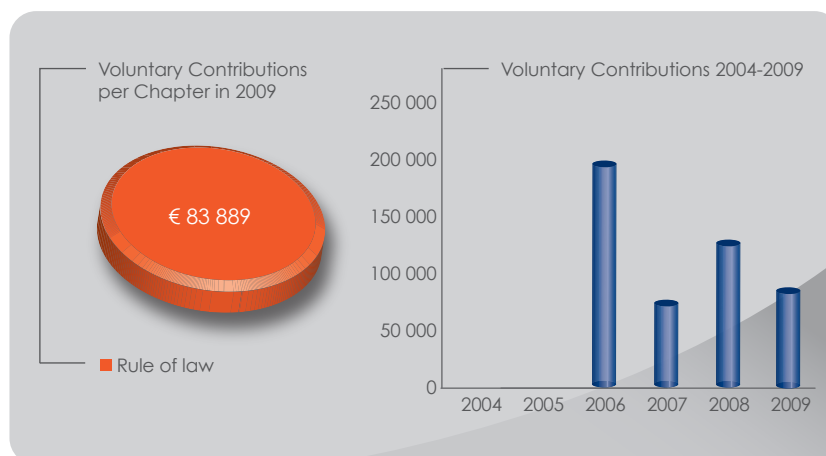
McAfee Endowment Fund

Voluntary Contribution :
€ 40 358
Other sources ranking
7/12



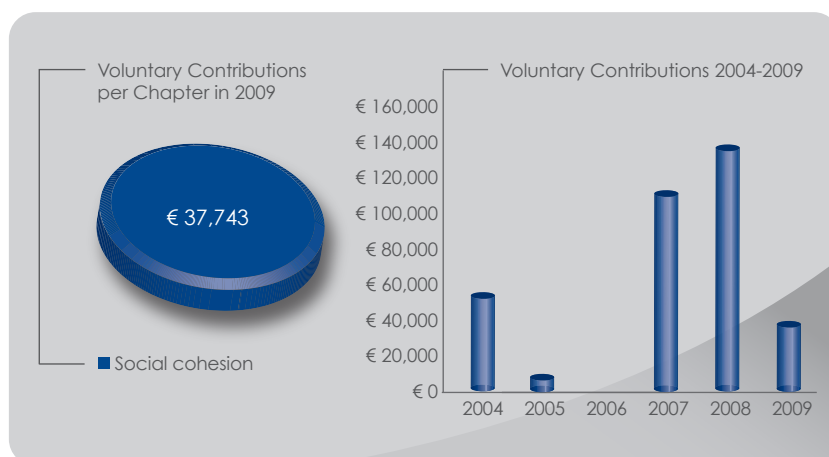
Microsoft Corporation

Voluntary Contribution :
€ 83 889
Other sources ranking
4/12



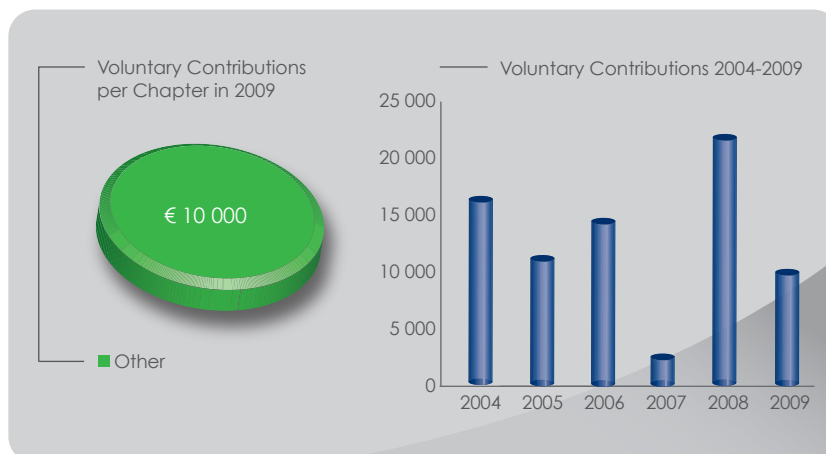
Open Society Institute

Voluntary contribution :
€ 37 743
Other sources ranking
8/12



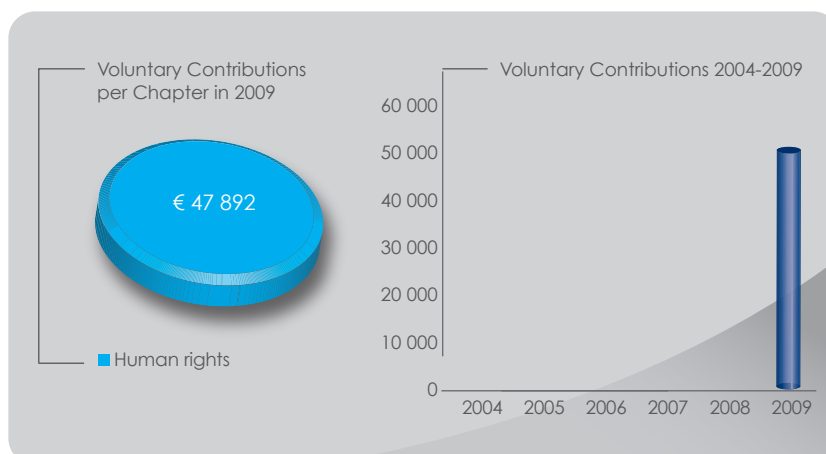
Region of Alsace

Voluntary contribution :
€ 10 000
Other sources ranking :
9/12



Zennström Philanthropies

Voluntary contribution :
€ 47 892
Other sources ranking :
6/12



Appendix

2. Tables

2.1. Voluntary contribution receipts 2004-2009

Rank	Donor	2004 (€)	2005 (€)	2006 (€)	2007 (€)	2008 (€)	2009 (€)	Total (€)
1	European Union (Joint Programmes and other)	12 395 171.15	9 225 802.45	15 631 743.44	13 248 624.19	21 420 269.13	20 056 507.22	91 978 117.58
2	Sweden	1 527 800.60	633 185.10	379 906.90	600 552.90	398 157.69	758 894.08	4 298 497.27
3	Finland	239 500.00	920 645.18	584 750.00	704 237.40	490 500.00	666 557.00	3 606 189.58
4	Norway	425 709.96	430 202.21	502 654.70	647 377.71	779 645.91	786 729.85	3 572 320.34
5	Netherlands	1 175 992.00	211 378.00	229 795.20	582 537.07	659 659.82	454 545.00	3 313 907.09
6	Canada	0.00	761 083.28	1 595 135.99	329 098.81	0.00	0.00	2 685 318.08
7	Italy	661 177.78	468 686.30	322 146.49	388 498.19	404 006.63	340 529.20	2 585 044.59
8	Ireland	428 196.00	376 144.00	609 090.00	373 095.00	581 680.00	6 000.00	2 374 205.00
9	Switzerland	1 076 613.61	251 309.36	350 925.68	115 698.49	158 577.80	360 537.82	2 313 662.76
10	Denmark	104 017.03	7 999.78	3 006.33	1 008 802.15	0.00	800 000.00	1 923 825.29
11	France	90 000.00	140 081.88	144 314.00	460 936.65	404 350.00	601 350.00	1 841 032.53
12	Human Rights Trust Fund*	0.00	0.00	0.00	0.00	0.00	1 539 647.00	1 539 647.00
13	Spain	197 851.00	18 500.00	136 000.00	267 956.00	458 000.00	365 600.00	1 443 907.00
14	Germany	108 500.00	310 200.00	78 984.00	123 020.00	261 000.00	530 106.29	1 411 810.29
15	Luxembourg	231 252.00	190 981.40	147 192.40	169 118.45	137 215.62	117 634.70	993 394.57
16	Belgium	177 110.58	204 728.26	251 622.46	95 673.08	164 865.50	26 077.81	920 077.69
17	United Kingdom	219 610.57	247 912.68	167 185.48	124 622.05	84 339.48	47 661.89	891 332.15
18	Greece	301 015.61	48 607.57	203 940.84	41 666.65	216 666.00	29 000.00	840 896.67
19	United States of America	142 618.00	20 063.17	75 150.00	38 400.00	342 778.91	190 703.63	809 713.71
20	Portugal	30 947.00	1 331.00	161 433.32	171 481.68	170 316.76	188 857.76	724 367.52
21	International Union of Railways	112 000.00	78 000.00	100 000.00	75 000.00	115 000.00	120 000.00	600 000.00
22	Turkey	218 948.96	176 701.08	10 000.00	0.00	128 685.00	17 853.32	552 188.36
23	Liechtenstein	89 298.00	42 526.74	96 109.26	61 000.00	150 000.00	85 000.00	523 934.00
24	Microsoft Corporation	0.00	0.00	197 409.98	74 024.72	127 477.76	83 889.24	482 801.70
25	Monaco	7 713.00	41 000.00	115 000.00	28 000.00	152 000.00	53 000.00	396 713.00
26	Japan	63 883.00	45 000.00	78 125.00	45 000.00	79 123.42	74 162.00	385 293.42
27	Open Society Institute	53 253.44	7 090.61	0.00	110 889.98	136 136.98	37 743.30	345 114.31
28	Hungary	46 933.84	87 801.77	83 514.14	24 138.87	73 897.73	4 019.73	320 306.08
29	Azerbaijan	0.00	341.00	0.00	0.00	230 780.00	0.00	231 121.00
30	Organisation for Security and Co-operation in Europe	0.00	0.00	0.00	140 068.82	88 758.36	0.00	228 827.18
31	Austria	103 814.75	45 462.66	14 772.39	3 500.00	43 000.00	0.00	210 549.80
32	United Nations	71 614.49	13 000.00	32 597.08	11 068.83	63 141.02	0.00	191 421.42
33	Andorra	35 500.00	15 000.00	18 400.00	47 909.00	31 000.00	32 200.00	180 009.00
34	Poland	0.00	10 321.00	62 500.00	65 000.00	20 000.00	17 500.00	175 321.00
35	Council of Europe Development Bank	0.00	0.00	0.00	0.00	0.00	173 000.00	173 000.00
36	Slovenia	9 485.00	0.00	10 000.00	9 150.00	10 000.00	87 000.00	125 635.00
37	Israel	0.00	0.00	0.00	61 500.00	0.00	61 000.00	122 500.00
38	Cyprus	8 352.00	22 033.62	6 218.66	1 726.52	69 221.18	2 221.00	109 772.98

*Germany, Netherlands and Norway

2.1. Voluntary contribution receipts 2004 - 2009

Rank	Donor	2004 (€)	2005 (€)	2006 (€)	2007 (€)	2008 (€)	2009 (€)	Total (€)
39	Slovak Republic	10 000.00	12 000.00	21 379.66	2 833.58	51 500.00	6 500.00	104 213.24
40	National Society for the Prevention of Cruelty to Children	0.00	0.00	0.00	0.00	100 000.00	0.00	100 000.00
41	Nordic Council of Ministers	0.00	87 863.00	3 006.00	0.00	0.00	0.00	90 869.00
42	DEXIA Crédit Local	0.00	10 000.00	0.00	0.00	80 000.00	0.00	90 000.00
43	Association of Local Democracy Agencies	0.00	0.00	89 058.00	0.00	0.00	0.00	89 058.00
44	Romania	1 270.00	0.00	0.00	28 432.00	50 579.08	0.00	80 281.08
45	Region of Alsace	16 500.00	11 162.16	14 347.39	2 470.99	22 000.00	10 000.00	76 480.54
46	Estonia	2 000.00	5 921.00	0.00	0.00	62 000.00	4 000.00	73 921.00
47	University of Frankfurt	0.00	0.00	0.00	0.00	70 000.00	0.00	70 000.00
48	City of Strasbourg	0.00	12 000.00	24 362.40	15 000.00	15 000.00	0.00	66 362.40
49	General Council of Bas-Rhin	16 500.00	0.00	7 500.00	22 500.00	15 000.00	0.00	61 500.00
50	World Bank	60 973.00	0.00	0.00	0.00	0.00	0.00	60 973.00
51	Zennström Philanthropies	0.00	0.00	0.00	0.00	0.00	47 892.00	47 892.00
52	Russian Federation	0.00	0.00	41 945.00	0.00	0.00	0.00	41 945.00
53	McAfee Endowment Fund		0.00	0.00	0.00	0.00	40 358.09	40 358.09
54	Iceland	0.00	3 545.00	4 300.00	19 970.00	10 000.00	0.00	37 815.00
55	Sanofi-Synthelabo	28 500.00	4 500.00	0.00	0.00	0.00	0.00	33 000.00
56	San Marino	76.00	0.00	1 000.00	30 000.00	0.00	0.00	31 076.00
57	Union of European Football Associations	0.00	10 990.00	0.00	15 000.00	0.00	0.00	25 990.00
58	Croatia	425.00	0.00	0.00	17 000.00	6 000.00	2 000.00	25 425.00
59	Czech Republic	0.00	0.00	5 000.00	10 000.00	8 000.00	0.00	23 000.00
60	Armenia	0.00	0.00	0.00	0.00	0.00	20 260.05	20 260.05
61	European Centre for Global Interdependence and Solidarity (North-South Centre)	18 000.00	0.00	0.00	0.00	0.00	0.00	18 000.00
62	National Centre for Languages (UK)	6 922.00	2 038.50	2 102.00	0.00	5 558.00	0.00	16 620.50
63	Institute for Mediterranean Studies (CH)	0.00	0.00	12 490.00	0.00	0.00	0.00	12 490.00
64	Bulgaria	0.00	321.00	9 990.00	2 000.00	0.00	0.00	12 311.00
65	Latvia	0.00	0.00	0.00	2 000.00	10 000.00	0.00	12 000.00
66	Lithuania	0.00	0.00	0.00	10 920.00	0.00	0.00	10 920.00
67	Chamber of Commerce and Industry of Strasbourg and Bas-Rhin	0.00	0.00	0.00	0.00	10 000.00	0.00	10 000.00
68	Serbia	1 995.00	231.00	0.00	0.00	6 295.00	0.00	8 521.00
69	Novartis International	0.00	7 490.00	0.00	0.00	0.00	0.00	7 490.00
70	Interpharma	0.00	6 402.50	0.00	0.00	0.00	0.00	6 402.50
71	Malta	5 122.15	481.50	500.00	0.00	0.00	0.00	6 103.65
72	Euromesco	0.00	0.00	0.00	0.00	0.00	6 000.00	6 000.00
73	Lisbon Institute for Strategic Studies	0.00	0.00	0.00	0.00	5 700.00	0.00	5 700.00
74	Holy See	0.00	5 152.45	0.00	0.00	0.00	0.00	5 152.45
75	European Youth Card Association	0.00	5 000.00	0.00	0.00	0.00	0.00	5 000.00
76	UPM-Kymmene	0.00	0.00	0.00	5 000.00	0.00	0.00	5 000.00
77	Georgia	0.00	0.00	0.00	0.00	0.00	3 000.00	3 000.00

2.1. Voluntary contribution receipts 2004-2009

Rank	Donor	2004 (€)	2005 (€)	2006 (€)	2007 (€)	2008 (€)	2009 (€)	Total (€)
78	European Federation of Pharmaceutical Industries	0.00	3 000.00	0.00	0.00	0.00	0.00	3 000.00
79	French Pharmaceutical Companies Association	0.00	3 000.00	0.00	0.00	0.00	0.00	3 000.00
80	Servier International Research Institute	0.00	0.00	1 000.00	2 000.00	0.00	0.00	3 000.00
81	Spanish Institute of Migration and Social Services	2 485.00	0.00	0.00	0.00	0.00	0.00	2 485.00
82	German Institute for International Educational Research	0.00	0.00	0.00	0.00	0.00	2 100.00	2 100.00
83	The Swedish Association of the Pharmaceutical Industry	0.00	2 000.00	0.00	0.00	0.00	0.00	2 000.00
84	German Medicines Manufacturers' Association	0.00	1 500.00	0.00	0.00	0.00	0.00	1 500.00
85	Roma Education Fund	0.00	0.00	0.00	1 500.00	0.00	0.00	1 500.00
86	Bosnia and Herzegovina	208.00	0.00	0.00	1 000.00	0.00	0.00	1 208.00
87	European Chemical Industry Council	0.00	1 000.00	0.00	0.00	0.00	0.00	1 000.00
88	The European Association of Pharmaceutical Full-Line Wholesalers Groupement	0.00	1 000.00	0.00	0.00	0.00	0.00	1 000.00
89	Calouste Gulbenkian Foundation	0.00	0.00	1 000.00	0.00	0.00	0.00	1 000.00
90	International Pharmaceutical Excipients Council	0.00	1 000.00	0.00	0.00	0.00	0.00	1 000.00
91	Eli Lilly and Company Limited	0.00	900.00	0.00	0.00	0.00	0.00	900.00
92	Moldova	0.00	0.00	500.00	0.00	0.00	0.00	500.00
93	Albania	159.00	0.00	0.00	0.00	0.00	0.00	159.00
TOTAL		20 525 014.52	15 251 618.21	22 636 098.19	20 436 999.78	29 177 882.78	28 857 637.98	136 885 251.46

2.2. Voluntary contribution receipts in 2009

Rank	Donor	Voluntary Contributions 2009 (€)
1	European Union (Joint Programmes and other)	20 056 507.22
2	Human Rights Trust Fund*	1 539 647.00
3	Denmark	800 000.00
4	Norway	786 729.85
5	Sweden	758 894.08
6	Finland	666 557.00
7	France	601 350.00
8	Germany	530 106.29
9	Netherlands	454 545.00
10	Spain	365 600.00
11	Switzerland	360 537.82
12	Italy	340 529.20
13	United States of America	190 703.63
14	Portugal	188 857.76
15	Council of Europe Development Bank	173 000.00
16	International Union of Railways	120 000.00
17	Luxembourg	117 634.70
18	Slovenia	87 000.00
19	Liechtenstein	85 000.00
20	Microsoft Corporation	83 889.24
21	Japan	74 162.00
22	Israel	61 000.00
23	Monaco	53 000.00
24	Zennström Philanthropies	47 892.00
25	United Kingdom	47 661.89
26	McAfee Endowment Fund	40 358.09
27	Open Society Institute	37 743.30
28	Andorra	32 200.00
29	Greece	29 000.00
30	Belgium	26 077.81
31	Armenia	20 260.05
32	Turkey	17 853.32
33	Poland	17 500.00
34	Region of Alsace	10 000.00
35	Slovak Republic	6 500.00
36	Ireland	6 000.00
37	Euromesco	6 000.00
38	Hungary	4 019.73
39	Estonie	4 000.00
40	Georgia	3 000.00
41	Cyprus	2 221.00
42	German Institute for International Educational Research	2 100.00
43	Croatia	2 000.00
TOTAL		28 857 637.98

*Germany, Netherlands, Norway

2.3. Voluntary contribution receipts in 2009 per chapter

Rank	Donor	Human Rights (€)	Rule of Law (€)	Democracy and Good Governance (€)	Social Cohesion (€)	Culture and Intercultural Dialogue (€)	Council of Europe Presence in Member States (€)	Other* (€)	TOTAL (€)
1	European Union (Joint Programmes and other)	2 396 007.19	8 669 368.99	2 008 689.43	962 281.60	4 023 494.01	0.00	1 996 666.00	20 056 507.22
2	Human Rights Trust Fund**	1 539 647.00	0.00	0.00	0.00	0.00	0.00	0.00	1 539 647.00
3	Denmark	0.00	800 000.00	0.00	0.00	0.00	0.00	0.00	800 000.00
4	Norway	337 420.00	262 755.00	0.00	0.00	186 554.85	0.00	0.00	786 729.85
5	Sweden	146 721.50	0.00	588 422.58	0.00	13 750.00	0.00	10 000.00	758 894.08
6	Finland	160 000.00	0.00	25 000.00	189 000.00	194 949.00	0.00	97 608.00	666 557.00
7	France	0.00	0.00	0.00	220 000.00	351 350.00	0.00	30 000.00	601 350.00
8	Germany	310 000.00	40 000.00	0.00	0.00	30 000.00	0.00	150 106.29	530 106.29
9	Netherlands	125 332.00	164 434.00	100 000.00	0.00	14 779.00	0.00	50 000.00	454 545.00
10	Spain	180 000.00	0.00	0.00	0.00	185 600.00	0.00	0.00	365 600.00
11	Switzerland	0.00	0.00	150 000.00	0.00	81 348.55	0.00	129 189.27	360 537.82
12	Italy	0.00	0.00	0.00	143 500.00	0.00	0.00	197 029.20	340 529.20
13	United States of America	0.00	190 703.63	0.00	0.00	0.00	0.00	0.00	190 703.63
14	Portugal	0.00	0.00	0.00	7 500.00	900.00	0.00	180 457.76	188 857.76
15	Council of Europe Development Bank	0.00	0.00	0.00	173 000.00	0.00	0.00	0.00	173 000.00
16	International Union of Railways	0.00	0.00	0.00	0.00	120 000.00	0.00	0.00	120 000.00
17	Luxembourg	75 000.00	0.00	0.00	0.00	14 909.70	0.00	27 725.00	117 634.70
18	Slovenia	0.00	0.00	10 000.00	25 000.00	0.00	0.00	52 000.00	87 000.00
19	Liechtenstein	60 000.00	0.00	25 000.00	0.00	0.00	0.00	0.00	85 000.00
20	Microsoft Corporation	0.00	83 889.24	0.00	0.00	0.00	0.00	0.00	83 889.24
21	Japan	0.00	0.00	0.00	0.00	29 162.00	0.00	45 000.00	74 162.00
22	Israel	0.00	0.00	0.00	0.00	0.00	0.00	0.00	61 000.00
23	Monaco	15 000.00	0.00	0.00	0.00	18 000.00	0.00	20 000.00	53 000.00
24	Zennström Philanthropies	47 892.00	0.00	0.00	0.00	0.00	0.00	0.00	47 892.00
25	United Kingdom	20 277.68	0.00	0.00	0.00	27 384.21	0.00	0.00	47 661.89
26	McAfee Endowment Fund	0.00	40 358.09	0.00	0.00	0.00	0.00	0.00	40 358.09
27	Open Society Institute	0.00	0.00	0.00	37 743.30	0.00	0.00	0.00	37 743.30
28	Andorra	0.00	0.00	0.00	20 500.00	11 700.00	0.00	0.00	32 200.00
29	Greece	29 000.00	0.00	0.00	0.00	0.00	0.00	0.00	29 000.00
30	Belgium	0.00	0.00	0.00	25 000.00	1 077.81	0.00	0.00	26 077.81
31	Armenia	0.00	0.00	0.00	0.00	0.00	0.00	20 260.05	20 260.05
32	Turkey	0.00	0.00	0.00	17 853.32	0.00	0.00	0.00	17 853.32
33	Poland	0.00	0.00	0.00	10 000.00	7 500.00	0.00	0.00	17 500.00
34	Region of Alsace	0.00	0.00	0.00	0.00	0.00	0.00	10 000.00	10 000.00

*The category 'Other' includes projects which fall outside the ordinary budget Programme of Activities.

**Germany, Netherlands, Norway

2.3. Voluntary contribution receipts in 2009 per chapter

Rank	Donor	Human Rights (€)	Rule of Law (€)	Democracy and Good Governance (€)	Social Cohesion (€)	Culture and Intercultural Dialogue (€)	Council of Europe Presence in Member States (€)	Other* (€)	TOTAL (€)
35	Slovak Republic	0.00	0.00	0.00	0.00	6 500.00	0.00	0.00	6 500.00
36	Ireland	0.00	0.00	0.00	0.00	0.00	0.00	6 000.00	6 000.00
37	Euromesco	0.00	0.00	0.00	0.00	6 000.00	0.00	0.00	6 000.00
38	Hungary	0.00	0.00	0.00	0.00	4 019.73	0.00	0.00	4 019.73
39	Estonia	0.00	0.00	0.00	0.00	4 000.00	0.00	0.00	4 000.00
40	Georgia	0.00	0.00	0.00	3 000.00	0.00	0.00	0.00	3 000.00
41	Cyprus	0.00	0.00	0.00	0.00	2 221.00	0.00	0.00	2 221.00
42	German Institute for International Educational Research	0.00	0.00	0.00	0.00	0.00	0.00	2 100.00	2 100.00
43	Croatia	0.00	0.00	0.00	0.00	2 000.00	0.00	0.00	2 000.00
Total		5 442 297.37	10 312 508.95	2 907 112.01	1 834 378.22	5 337 199.86	0.00	3 024 141.57	28 857 637.98

*The category 'Other' includes projects which fall outside the ordinary budget Programme of Activities.

**Contact at Council
of Europe Secretariat:**

Resource Mobilisation
and Donor Relations

Directorate General of Democracy
and Political Affairs
Avenue de l'Europe
F-67075 Strasbourg Cedex

Matthew Barr

Matthew.Barr@coe.int
Tel. +33 (0)3 88 41 21 65