

VOLUNTARY CONTRIBUTIONS 2020

Facts and figures

VOLUNTARY CONTRIBUTIONS 2020

Facts and figures

French edition

*Contributions volontaires 2020 –
Faits et chiffres*

The reproduction of extracts (up to 500 words) is authorised, except for commercial purposes as long as the integrity of the text is preserved, the excerpt is not used out of context, does not provide incomplete information or does not otherwise mislead the reader as to the nature, scope or content of the text. The source text must always be acknowledged as follows “© Council of Europe, year of the publication”.

All other requests concerning the reproduction/translation of all or part of the document, should be addressed to the Directorate of Communications, Council of Europe (F-67075 Strasbourg Cedex or publishing@coe.int).

All other correspondence concerning this document should be addressed to the Resource Mobilisation and Donor Relations Division.

This publication has not been copy-edited by the SPDP Editorial Unit to correct typographical and grammatical errors.

Cover and layout:
Documents and Publications
Production Department (SPDP),
Council of Europe

© Council of Europe, November 2021
Printed at the Council of Europe

Contents

INTRODUCTION	5
VOLUNTARY CONTRIBUTIONS – TRENDS AND DEVELOPMENTS	6
SOURCES OF EXTRA-BUDGETARY FUNDING IN 2020	7
DISTRIBUTION OF EXTRA-BUDGETARY RESOURCES IN 2020	12
NON-EARMARKED CONTRIBUTIONS FOR CO-OPERATION DOCUMENTS	12
BILATERAL or COUNTRY-SPECIFIC CO-OPERATION	13
THEMATIC AND MULTILATERAL CO-OPERATION	18
CONTRIBUTION TO SUSTAINABLE DEVELOPMENT GOALS	19
STRATEGIC PROGRAMMING AND DONOR RELATIONS	20
STRATEGIC PARTNERSHIPS	20
RESULT-BASED RESOURCE MANAGEMENT	22
EFFICIENT, STREAMLINED MANAGEMENT AND REPORTING OF EXTRA-BUDGETARY RESOURCES	22
MONITORING AND CONTROL SYSTEMS	22
THE COUNCIL OF EUROPE AND OFFICIAL DEVELOPMENT ASSISTANCE	22
CONCLUSION	23
APPENDIX 1	25
APPENDIX 2	49

Introduction

■ The Council of Europe biennial Programme and Budget divides the Organisation's standard setting, monitoring and co-operation activities into three pillars: Human Rights, Rule of Law and Democracy. It sets out agreed priorities and objectives and shows the resources needed to achieve them. It explains the Organisation's ordinary budget allocation and its extra-budgetary resource requirements.

■ The Ordinary Budget traditionally finances the functioning of the Organisation's statutory organs and other bodies, intergovernmental standard setting, monitoring activities and administrative infrastructure.

■ Extra-budgetary resources provide the main source of funding for the Organisation's co-operation programmes. With increased emphasis on co-operation, a key element of the reform launched in 2011, extra-budgetary resources have become crucial to the overall work of the Organisation. Extra-budgetary resources include voluntary contributions from member states, the European Union (EU) and from other sources, including observer states, non-member states, non-governmental or non-sovereign sources.

■ In order to ensure that activities and related expenditure are focused on agreed priorities, voluntary contributions are accepted within the framework of the Organisation's Programme and Budget. Such contributions could be either non-earmarked or earmarked for projects approved by the Council of Europe Committee of Ministers.

■ In 2020, the COVID-19 pandemic had a significant impact, including imposing new constraints on the Organisation's cooperation work. The Council of Europe took a proactive approach to address the challenges associated with the pandemic, reshaping its cooperation working methods by increasing the active use of new technologies.

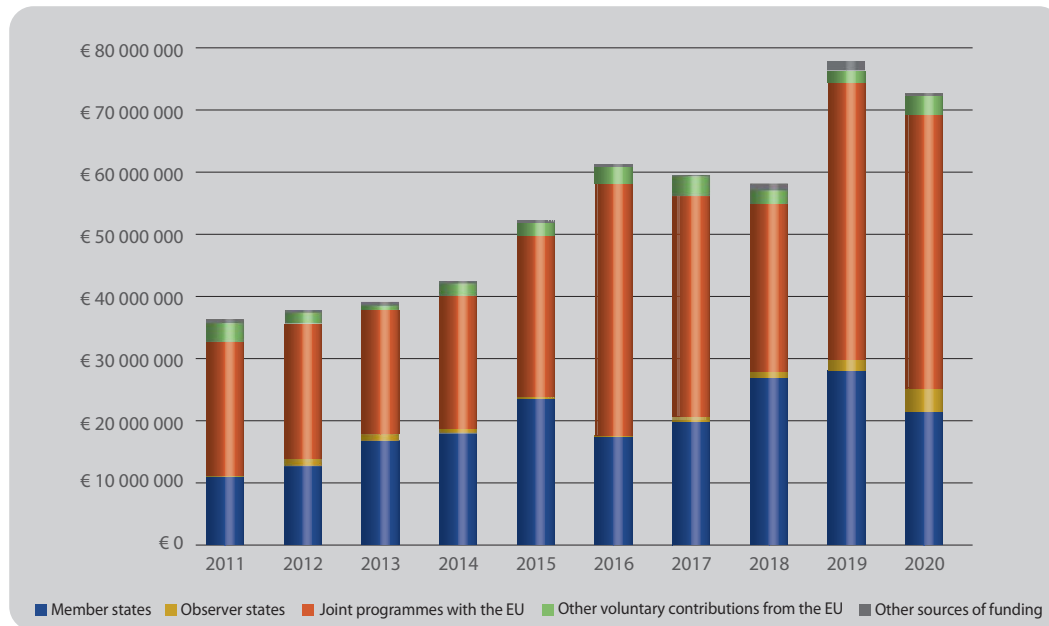
■ This publication provides data and statistics on the extra-budgetary resources of the Council of Europe in 2020.¹

1. Based on actual monetary receipts on the Organisation's bank account between 1 January and 31 December 2020.

Voluntary contributions – trends and developments

The bar chart below shows the evolution of extra-budgetary receipts between the years 2011 and 2020.

Figure 1 – Extra-budgetary receipts of the Council of Europe 2011-2020



Over the last decade,

- ▶ extra-budgetary receipts doubled, rising from €36 396 154 in 2011 to €72 890 630 in 2020,
- ▶ voluntary contributions by member states almost doubled over the last decade; up from €11 032 574 in 2011 to €21 428 814 in 2020 (+94%),
- ▶ receipts from the European Union (EU) in the framework of joint programmes increased by 103%, rising from €21 623 920 in 2011 to €43 932 454 in 2020,
- ▶ other contributions from the EU increased from €2 919 842 in 2011 to €3 098 384 in 2020,
- ▶ annual contributions from observer states increased from €195 500 in 2011 to their highest level at €3 926 133 in 2020,
- ▶ total extra-budgetary receipts from 2011 to 2020 amounted to €537 750 527.

In 2020,

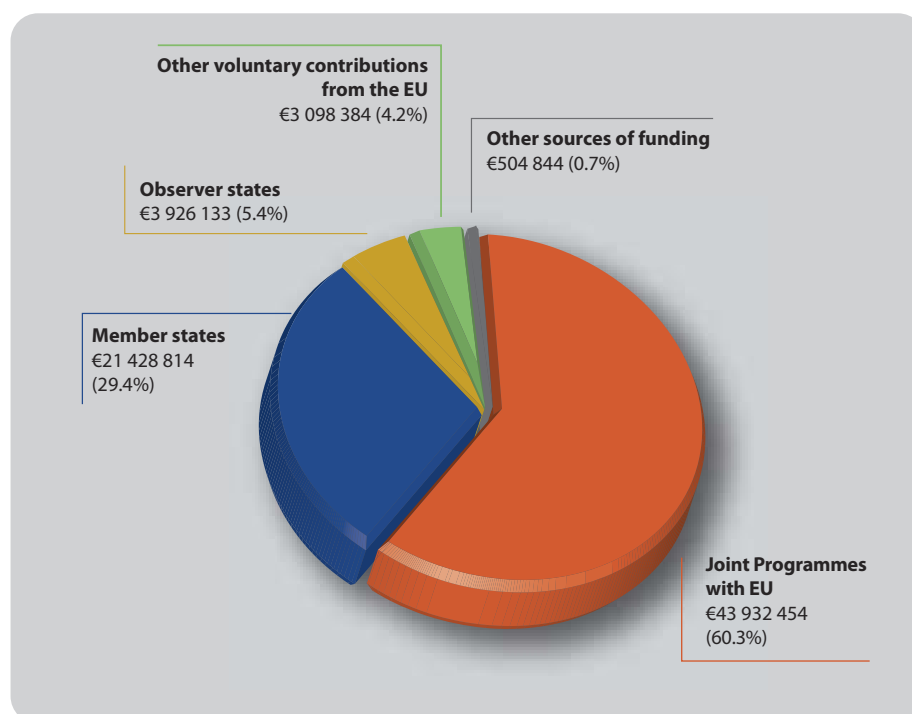
- ▶ annual extra-budgetary receipts reached the second highest level at €72 890 630, decreasing by 6% compared to 2019,
- ▶ voluntary contributions from member states² decreased by 24% compared to a year ago,
- ▶ 34 member states (out of the 47) contributed in 2020 (39 in 2019),
- ▶ receipts in the framework of Joint Programmes between the Council of Europe and the EU decreased slightly from €44 641 637 in 2019 to €43 932 454 in 2020,
- ▶ voluntary contributions from the EU outside of the framework of Joint Programmes increased by 66% and reached a record high of €3 098 384,
- ▶ receipts from observer states more than doubled, increasing from €1 781 408 in 2019 to a record high of €3 926 133 in 2020 (+120%).

2. Including Human Rights Trust Fund (HRTF) and European Economic Area (EEA) Grants.

Sources of extra-budgetary funding in 2020

■ The overall volume of extra-budgetary receipts (€72 890 630) includes voluntary contributions from member states, from the EU and from other sources, including observer states, non-member states and non-state actors.

Figure 2 – Extra-budgetary resources in 2020



■ The relative size of extra-budgetary receipts in relation to the core Ordinary Budget funding of the Programme and Budget (which totalled €254 844 600 in 2020), decreased from 32% in 2019 to 29% in 2020.

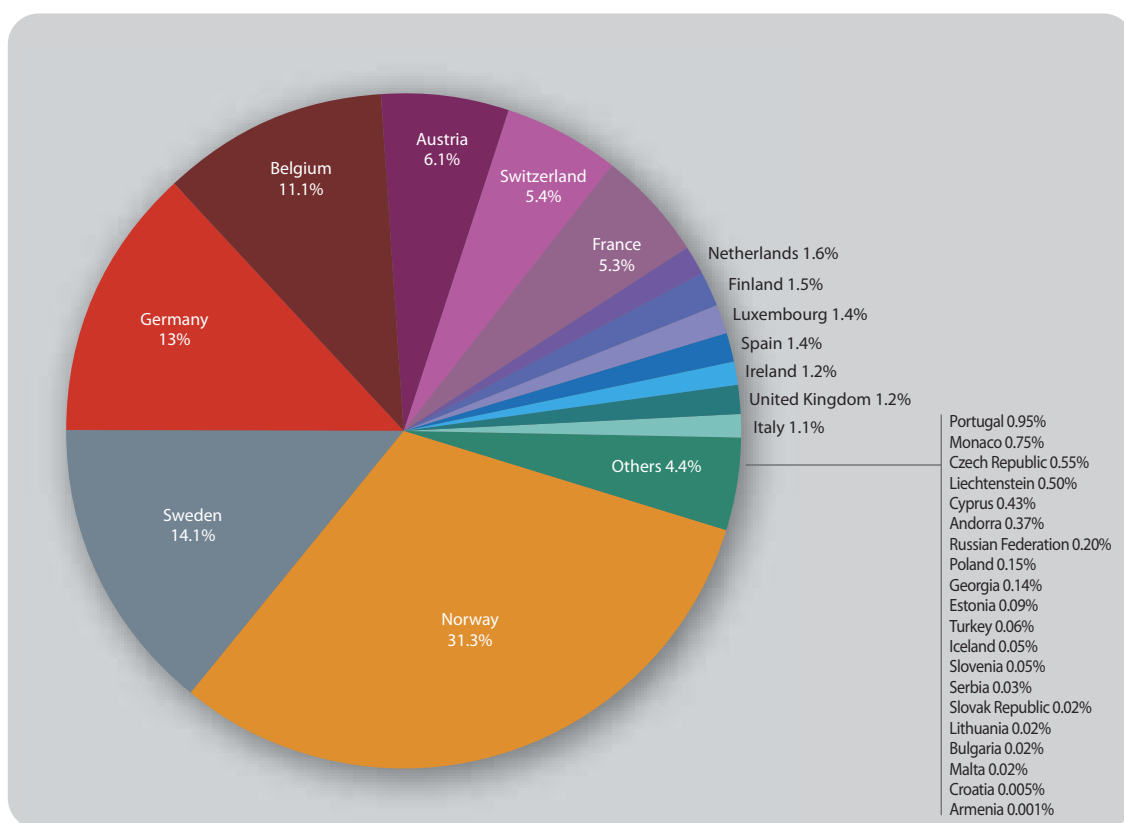
Receipts from member states

■ In 2020, 34 of the 47 member states made bilateral contributions to the Council of Europe (39 in 2019) for a total amount of €20 285 450.³

■ Seven countries contributed more than a million euros in 2020 (five in 2019). Norway remained the largest bilateral donor, representing 31% of voluntary contributions provided by the member states. Sweden was the second largest bilateral donor with a share of 14% in 2020, closely followed by Germany (13%) and Belgium (11%). Other leading donors in 2020 were Austria (6%), Switzerland (5%) and France (5%). The share of the top-ten donors in total receipts from member states decreased slightly, from 91.7% in 2019 to 90.7% in 2020.

3. Information on individual donors does not include their contributions to the HRTF and the EEA Grants, which are reflected separately.

Figure 3 – Bilateral voluntary contributions by member states in 2020



■ In addition to individual bilateral contributions, member states supported the Council of Europe’s work through the Human Rights Trust Fund (HRTF)⁴ and the European Economic Area (EEA)⁵ Grants. Disbursements from the HRTF to Council of Europe projects amounted to €548 175 in 2020. The EEA Grants provided a direct contribution of €595 189 within the framework of its strategic co-operation agreement with the Council of Europe.

■ Including contributions made through the HRTF and in the framework of the EEA Grants, the overall volume of receipts from member states decreased by 23.6% compared to 2019, amounting to €21 428 814 in 2020.

■ Further details on individual member states’ contributions in 2020 can be found in Appendix I of this document.

Secondments by member states

■ Member states continued to support the work of the Council of Europe in the form of the secondment of national officials⁶ to the Organisation. While such secondments are not included in the definition of voluntary contributions as such, they are often seen as complementary to cash contributions.

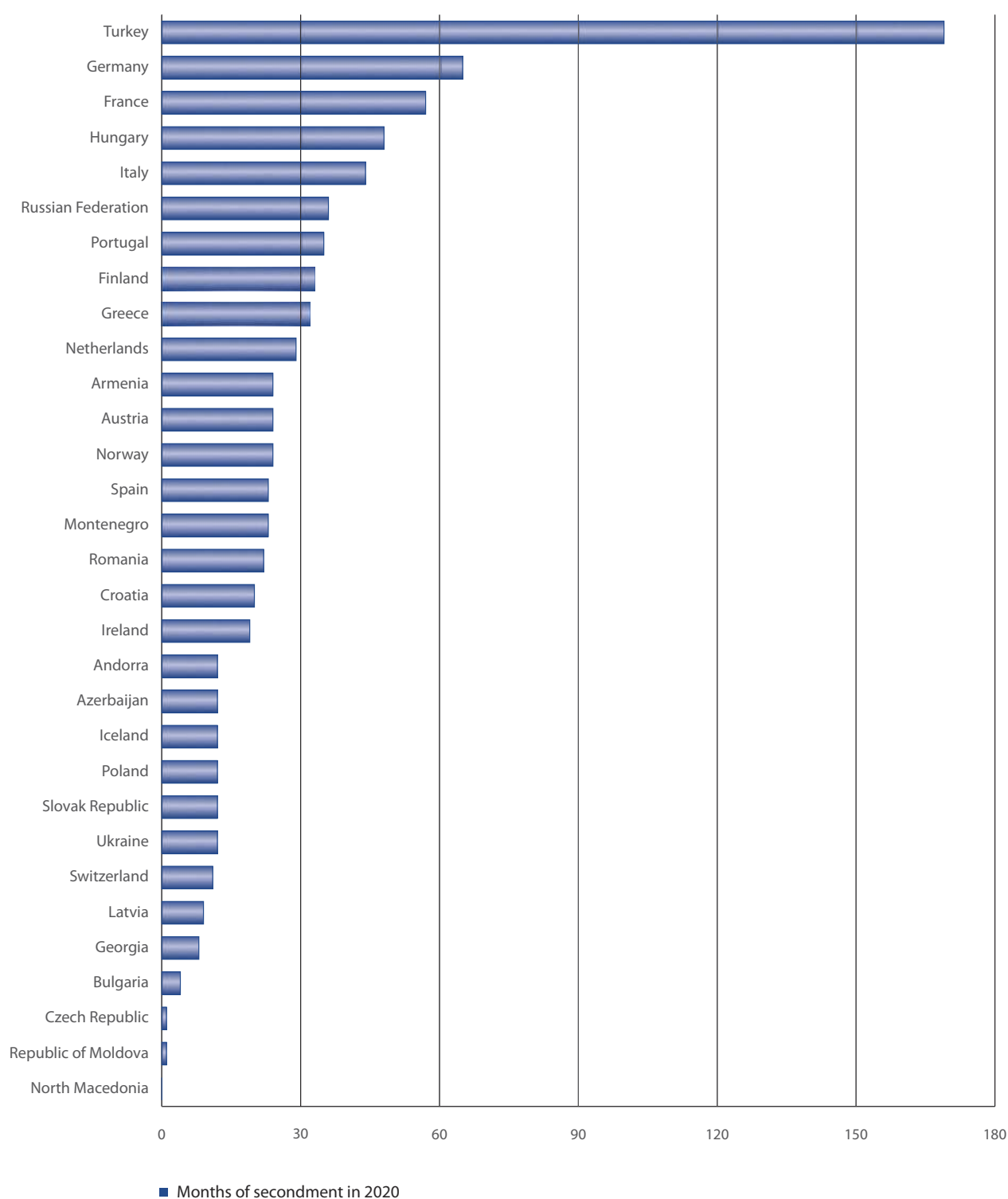
■ Thirty-one of the 47 member states seconded officials to the Council of Europe in 2020 (34 member states in 2019). Figure 4 illustrates the secondments by member states to the Council of Europe in 2020 (in months). The total amount of months of secondments was an equivalent of 70 national officials seconded full-time to the Council of Europe in 2020 (74 officials in 2019).

4. HRTF brings together seven contributors: Finland, Germany, Luxembourg, the Netherlands, Norway, Switzerland and the United Kingdom.

5. EEA Grants brings together three contributors: Iceland, Liechtenstein, and Norway.

6. National seconded officials are nationals of a member state of the Council of Europe and, in case of partial agreements, nationals of a member state of the Council of Europe or of the partial agreement concerned.

Figure 4 – Secondments by member states to the Council of Europe in 2020 (in months)



Receipts from the European Union (EU)

■ The EU remained the largest contributor to the Council of Europe's co-operation activities in 2020. Annual receipts from the EU increased by 1% in 2020 and reached a record-high level of €47 030 838 that represents 64.5% of total extra-budgetary receipts. Contributions received under the EU / Council of Europe Joint Programmes decreased by 2% to €43 932 451 in 2020. Other voluntary contributions from the EU increased by 66% to €3 098 384 during the same period.

Strategic partnerships with the EU

The Council of Europe has developed a strategic partnership with the EU. In 2014, the Council of Europe and the European Commission signed a Statement of Intent to strengthen co-operation.

The following regional instruments are co-funded by the European Union and the Council of Europe and implemented by the Council of Europe.

Partnership for Good Governance (Phase II)

With a total budget of €17.5 million (2019-2021) for co-operation activities with Armenia, Azerbaijan, Georgia, the Republic of Moldova, Ukraine and Belarus, the Partnership focuses on sustaining the results achieved so far and providing more efficient and high-quality services to citizens. This is done through a variety of activities: legislative review, conferences, seminars, working groups, networking and training sessions on thematic issues such as judicial reform, fight against corruption and money laundering, as well as combating discrimination and violence against women and domestic violence.

The European Union/Council of Europe Joint Programme "Horizontal Facility for the Western Balkans and Turkey – Phase II"

The total budget of over €41 million (2019-2022) is allocated to co-operation activities with Albania, Bosnia and Herzegovina, Montenegro, North Macedonia, Serbia, Turkey and Kosovo*. The Programme builds on the results achieved under Phase I in crucial thematic areas for the region: ensuring justice, fight against economic crime, combating discrimination, freedom of expression and freedom of the media.

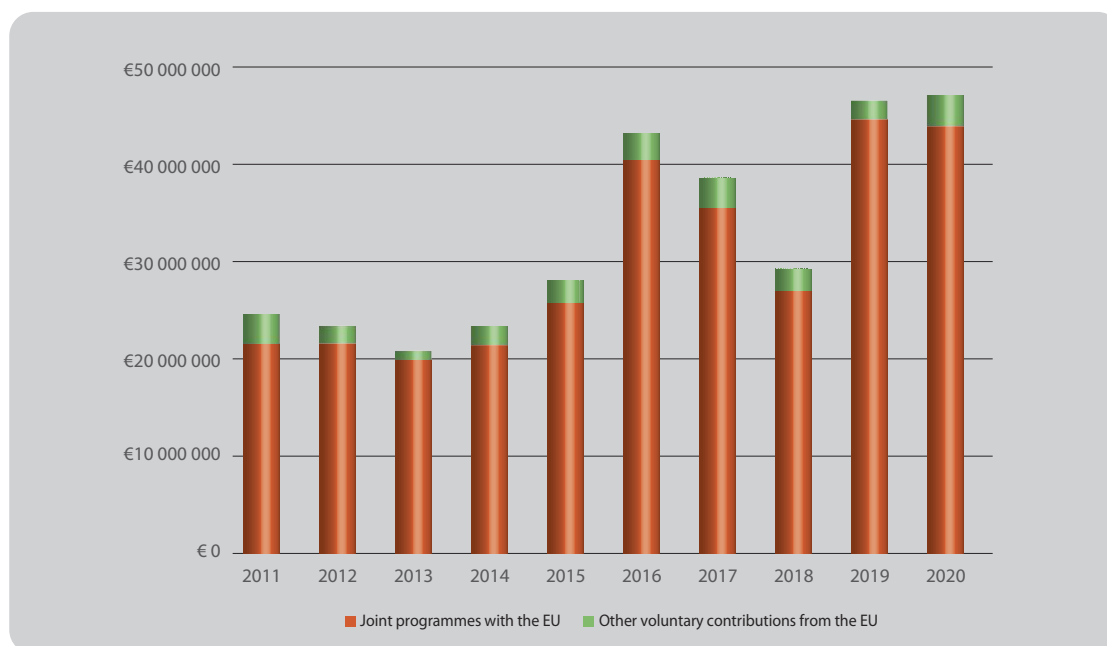
South Programme (Phase IV)

The total budget of €3.3 million (March 2020-February 2022) supports Algeria, Egypt, Israel, Jordan, Lebanon, Libya, Morocco, Palestine** and Tunisia in the Southern Mediterranean region in the process of its democratic reform. The Programme emphasises regional co-operation with a focus on priority activity areas such as combating violence against women and economic crime.

* All references to Kosovo, whether the territory, institutions or population, in this text shall be understood in full compliance with United Nations Security Council Resolution 1244 and without prejudice to the status of Kosovo.

** This designation shall not be construed as recognition of a State of Palestine and is without prejudice to the individual positions of Council of Europe member states on this issue.

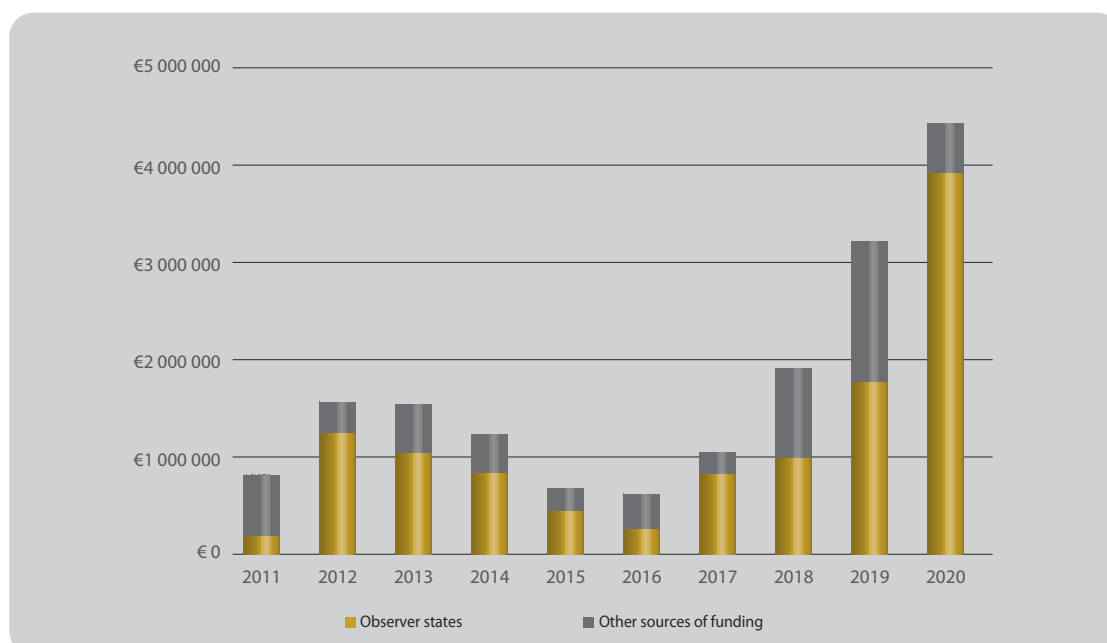
Figure 5 – Voluntary contributions from the EU 2011-2020



Receipts from observer states and other sources⁷

Voluntary contributions from observer states⁸ increased by 120% compared to 2019 and reached a total of €3 926 133 in 2020. These contributions represented 5.4% of total extra-budgetary receipts in 2020, up from 2.3% in 2019. Contributions from other partner countries and non-state actors,⁹ on the other hand, decreased by 65% to €504 844, now representing less than 1% of total extra-budgetary receipts.

Figure 6 – Voluntary contributions from observer states and other sources of funding 2011-2020



Further details on voluntary contributions received in 2020 by donor are provided in the appendices.

7. Other states, non-governmental or non-sovereign organisations.

8. Canada, Japan and the United States of America.

9. Aga Khan Development Network, Australia, Charta 77 Foundation, Faroe Islands, French National Gambling Authority (ANJ), Fund to End Violence Against Children, Israel, Qatar and the Republic of Korea.

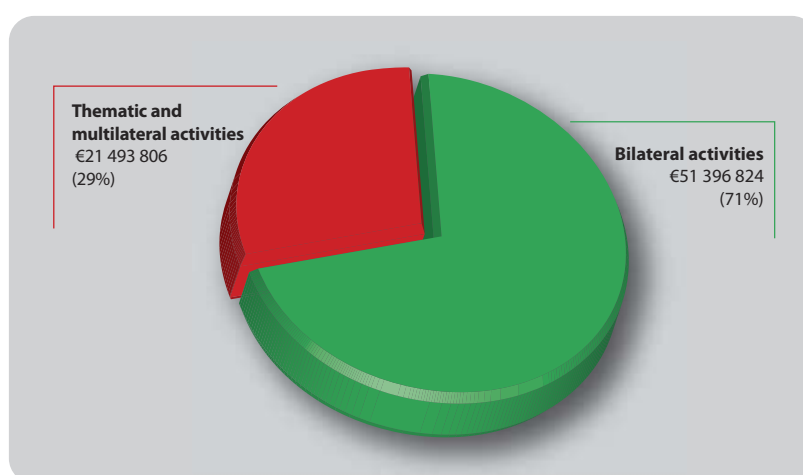
Distribution of extra-budgetary resources in 2020

Extra-budgetary resources support projects approved within the framework of the Council of Europe's Programme and Budget. These resources are a major source of funding for the Organisation's assistance activities carried out through country-specific action plans or co-operation documents and thematic actions. These co-operation documents are endorsed by the Committee of Ministers upon request, including targeted assistance to neighbouring countries.

■ The total amount of €72 890 630 received in voluntary contributions in 2020 was allocated as follows:

- ▶ 71% to bilateral activities,¹⁰
- ▶ 29% supported thematic and multilateral activities.¹¹

Figure 7 – Distribution of extra-budgetary resources in 2020



■ In 2020, 37.2% of total extra-budgetary receipts supported activities under the Organisation's Rule of Law pillar. 28% of the receipts targeted actions under the Human Rights pillar and 16% supported activities under Democracy. Non-earmarked¹² funding to action plans and co-operation documents decreased in 2020, representing 14.6% of total receipts (18.4% in 2019). Non-earmarked extra-budgetary contributions in support of the overall unfunded needs of the Council of Europe represented 4.2% of total receipts.

NON-EARMARKED CONTRIBUTIONS FOR CO-OPERATION DOCUMENTS

■ The Council of Europe's country-specific co-operation documents (Action Plans for Armenia, Azerbaijan, Belarus, Bosnia and Herzegovina, Georgia, the Republic of Moldova and Ukraine; Neighbourhood Partnerships with Morocco and Tunisia, and Co-operation Priorities with the Russian Federation and Kosovo*) set strategic priorities of co-operation with beneficiary countries and the resources required to achieve them. Complemented by thematic action plans, these documents facilitate the pooling of extra-budgetary resources for agreed overall objectives.

■ A total of 14 co-operation documents (12 country-specific and two thematic¹³) received non-earmarked extra-budgetary resources in 2020, with the Action Plan for Ukraine being the leading beneficiary, followed by the action plans for Georgia, Armenia and the Republic of Moldova. The substantial non-earmarked funding further supported the Organisation's capacity to address emerging needs in a flexible manner.

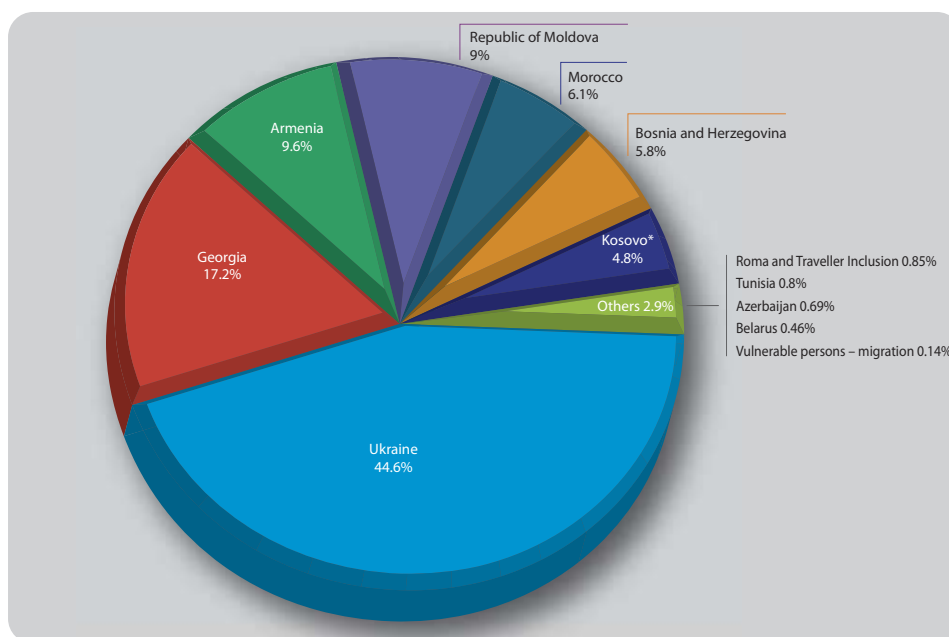
10. Here and throughout this document, bilateral activities refer to country-specific activities.

11. Here and throughout this document, multilateral activities refer to activities benefiting several countries and/or all member states.

12. Also known as non-specified.

13. The Strategic Action Plan on Roma and Traveller Inclusion (2020-2025) and the Action Plan on Protecting Vulnerable Persons in the Context of Migration and Asylum in Europe (2021-2025).

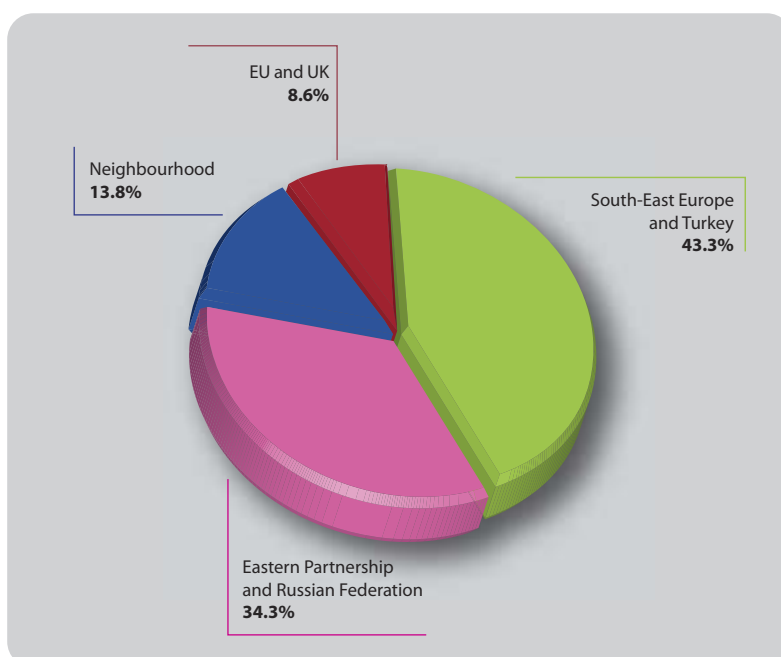
Figure 8 – Non-earmarked contributions for co-operation documents



BILATERAL OR COUNTRY-SPECIFIC CO-OPERATION

- In 2020, from a total of €51 396 824 allocated to bilateral or country-specific activities:
 - ▶ 43.3% benefited projects in countries in South-East Europe¹⁴ and in Turkey (up from 35.6% in 2019),
 - ▶ 34.3% targeted countries in Eastern Europe¹⁵ (down from 41.5% in 2019),
 - ▶ 13.8% supported projects in the neighbourhood countries (down from 14.8% in 2019),
 - ▶ 8.6% benefited projects in other European countries¹⁶ (up from 7.9% in 2019).

Figure 9 – Geographical distribution of extra-budgetary receipts to bilateral or country-specific activities



14. Albania, Bosnia and Herzegovina, Montenegro, North Macedonia, Serbia and Kosovo*.

15. Eastern Partnership countries (Armenia, Azerbaijan, Georgia, the Republic of Moldova, Ukraine and Belarus) and the Russian Federation.

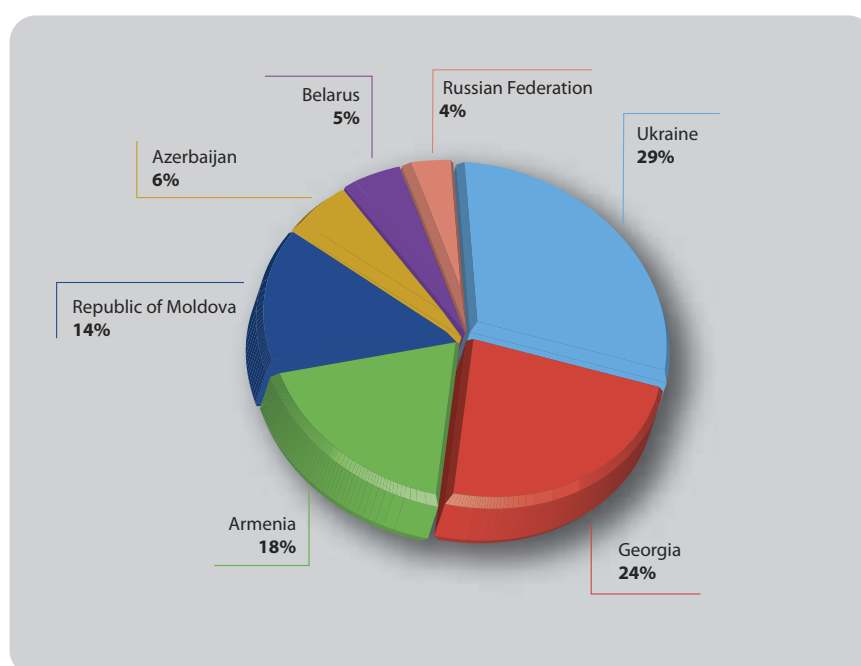
16. European Union member states and the United Kingdom.

Eastern Europe (Eastern Partnership countries and the Russian Federation) – €17 615 936

Voluntary contributions to the region amounted to €17 615 936 in 2020, decreasing from €23 655 761 in 2019. The EU was the largest donor to the region, providing 35.5% of the total. The largest bilateral donor was Norway, providing 16.3% of the total for Eastern Europe. Other leading donors to the region were Sweden (11.8%), Canada (9.8%), Germany (7.8%), Austria (6.9%) and Switzerland (5%). Voluntary contributions from 10 other donors¹⁷ represented 7% of the total.

29% of the receipts for the region supported activities in Ukraine. 24% of contributions supported co-operation activities in Georgia, 18% in Armenia and 14% in the Republic of Moldova. These countries were followed by Azerbaijan (6%), Belarus (5%) and the Russian Federation (4%).

Figure 10 – Distribution of extra-budgetary resources in Eastern Europe



Non-earmarked contributions (i.e., at action plan level) amounted to 49% of the funding received for the region.

Promoting better criminal legislation in Armenia

- The Criminal Code and Code of Criminal Procedure passed the first reading at the National Assembly and are on their way to adoption. This will ensure higher compliance with European standards and improve trust in the criminal justice system. Work to train legal professionals on the practical implementation of the legislation is under way.

Independence and efficiency of the judicial system in Georgia and the Republic of Moldova

- The judicial system was improved in Georgia with the adoption by the Parliament of the 4th wave legislative package. The package significantly improves the judicial appointment and accountability system in line with European standards, as well as provides a framework for the functioning the High School of Justice and incorporates several recommendations issued by the Council of Europe monitoring bodies.
- In the Republic of Moldova, the Strategy for Ensuring the Independence and Integrity of the Justice Sector for 2021-2024 and its Action Plan were developed with the support and expertise of the Council of Europe and approved by the Government in October 2020.

17. Belgium, Bulgaria, the Czech Republic, Finland, Ireland, Liechtenstein, Netherlands, the United Kingdom, the Human Rights Trust Fund and the United States of America.

Strengthening local self-governance in Ukraine

- The Council of Europe contributed to enhancing the legal frameworks, policies and practices of transferring and delegating competences and resources to local authorities of Ukraine in line with the Council of Europe's standards. The methodological support and capacity-building facilitated the voluntary (2015-2019) and administrative (2020) amalgamation of communities completed in May 2020 when the Cabinet of Ministers approved the list of a total of 1 469 amalgamated communities.

Enhancing legal framework for access to information in Ukraine

- The Council of Europe contributed to enhancing the legal and policy framework for access to official information for Ukrainian citizens. On 20 May 2020, the Verkhovna Rada ratified the Council of Europe Convention on Access to Official Documents (Tromsø Convention) which, following the 10th ratification by Ukraine, entered into force on 1 December 2020.

Supporting the Equality Council of the Republic of Moldova and data collection on discrimination, hate crime and hate speech

- The Equality Council's monitoring of the implementation of decisions and recommendations was improved and capacities to deal with multiple discrimination cases was reinforced. The number of complaints addressed to the Equality Council (from 44 in 2013 to 247 in 2018) demonstrated the important role of the Equality Council in the protection of victims of discrimination.

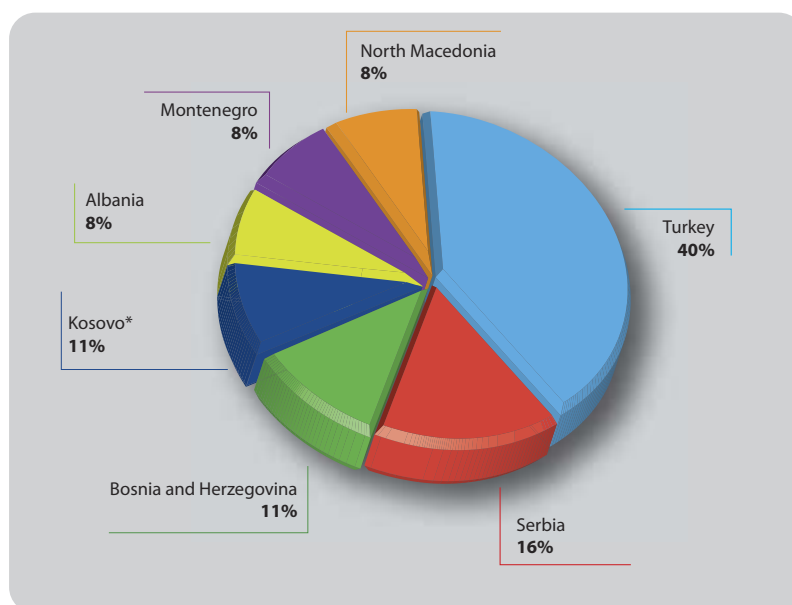
Combating violence against women and domestic violence

- The Istanbul Convention was ratified by Georgia and it was signed by Armenia, the Republic of Moldova and Ukraine. The law on the ratification of the Istanbul Convention in the Republic of Moldova was prepared. Twenty laws and regulation acts on violence against women and domestic violence were reviewed by the Georgian authorities. The Council of Europe provided support to facilitate the future accession of Azerbaijan to the Istanbul Convention.

South-East Europe and Turkey – €22 267 344

■ Voluntary contributions for activities in South-East Europe and Turkey increased by 12% compared to 2019 and amounted to €22 267 344 in 2020. The EU provided 91% of voluntary contributions for the region. Major bilateral donors were Norway and Sweden, providing 4.2% and 2% of the voluntary contributions, respectively. The remaining 2.8% was provided by seven other donors.¹⁸

Figure 11 – Distribution of extra-budgetary receipts in South-East Europe and Turkey



18. Germany, Ireland, Luxembourg, Switzerland, the United Kingdom, Canada and the United States of America.

■ Turkey was the main beneficiary in the region, its share increasing from 27% in 2019 to 40% in 2020. Serbia was the second largest beneficiary, followed by Bosnia and Herzegovina, Kosovo*, Albania, Montenegro and North Macedonia.

Direct effect of the Istanbul Convention in Kosovo* and continued capacity-building

- ▶ A major milestone was reached on 25 September 2020 when the National Assembly of Kosovo* adopted an amendment to the Constitution, giving direct effect to the Council of Europe Convention on preventing and combating violence against women and domestic violence (Istanbul Convention). This development reinforces the implementation of the legislative framework and is particularly important in the context of the COVID-19 pandemic. The Council of Europe continued to enhance the capacity of judges, prosecutors, lawyers, police and victims' advocates involved in combating violence against women and domestic violence in Kosovo* on the standards of the Convention.

Adoption of the Law on Civil Partnerships in Montenegro

- ▶ Following sustained support to the authorities, the Law on Civil Partnerships was enacted by the Parliament in July 2020, making Montenegro the first South-East European country to regulate the status of same-sex couples.

Progress in the execution of the ECtHR judgment "Zorica Jovanovic v. Serbia"

- ▶ Following continuous support to the authorities in the execution of the ECtHR judgment "*Zorica Jovanovic v. Serbia*," Serbian lawmakers adopted the long-awaited Law on "missing babies" aiming to clarify the fate of children whose parents fear they might have been stolen from birth clinics. At its March 2020 session, the Committee of Ministers decided to move the supervision of the case from enhanced to standard supervision procedure, reflecting the progress achieved.

Steps taken against violent extremism in Bosnia and Herzegovina

- ▶ The Council of Europe worked with prison staff to increase their competencies to identify signs of radicalisation among prisoners, manage those already identified, and foster links between the community and prisons. Strategic Guidelines for treatment of violent and extremist prisoners in Bosnia and Herzegovina for the period 2020-2025 were produced to strengthen the legal, operational and professional capacities relevant for preventing violent extremism in prisons, including the rehabilitation and reintegration of violent and extremist prisoners (VEPs) back into society. Full commitment towards their adoption and implementation was expressed by the Ministry of Justice and prison officials.

Neighbourhood – €7 112 566

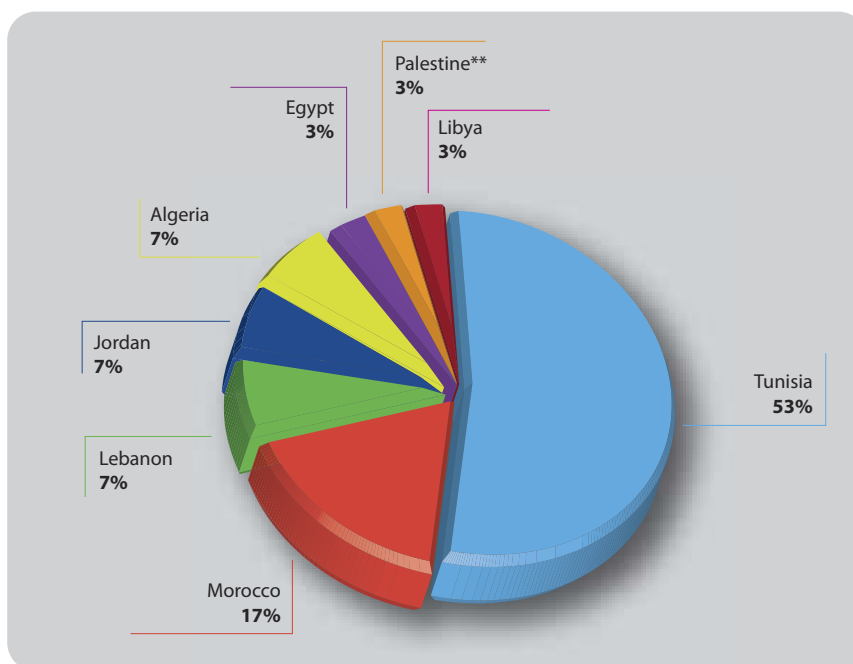
■ Voluntary contributions received for the Neighbourhood region amounted to €7 112 566 in 2020, decreasing slightly from €8 421 018 in 2019. These contributions supported projects in favour of eight beneficiaries in the Southern Mediterranean region.¹⁹ The EU provided 89% of the contributions for these countries, while Norway accounted for 10% of total contributions.²⁰

■ Tunisia remained the leading beneficiary in the region, receiving 53% of the funds in 2020, followed by Morocco (17%). Lebanon, Jordan and Algeria each received 7%, and Egypt, Palestine** and Libya each received 3% of the total receipts to the region.

19. Algeria, Egypt, Jordan, Lebanon, Libya, Morocco, Palestine** and Tunisia.

20. Monaco, Spain and Cyprus provided the remaining 1%.

Figure 12 – Distribution of extra-budgetary receipts in the Neighbourhood region



Tunisia becomes the first country in the Southern Mediterranean invited to accede to the Istanbul Convention

- Following several years of awareness-raising and technical assistance, Tunisia was invited by the Committee of Ministers of the Council of Europe to accede to the Council of Europe Convention on preventing and combating violence against women and domestic violence (Istanbul Convention) on 22 April 2020.

Identification and protection of victims of trafficking in human beings in Tunisia

- Very good progress was achieved in 2020 regarding the operationalisation of the National Referral Mechanism (NRM) for victims of trafficking in Tunisia. Concrete tools for the NRM, e.g., Victim Identification and Referral Sheets, Guide for Trafficking in Human Beings Indicators, Passport on the rights of victims of trafficking in human beings were developed to improve the identification and protection of victims.

Public awareness on violence against women and children and human trafficking in the context of the COVID-19 pandemic in Morocco

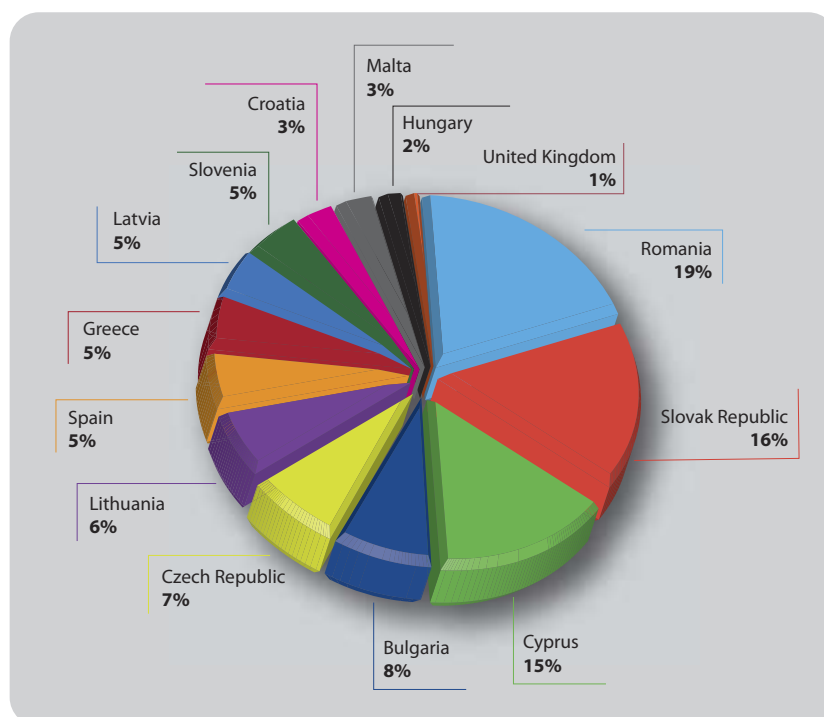
- The Council of Europe supported the National Commission for the Protection of Women Victims of Violence (CNFV) and the National Commission for Co-ordinating Measures for Combating and Preventing Trafficking in Human Beings in raising public awareness in a context of heightened need for victim protection due to the COVID-19 lockdown measures in Morocco. Four videos were produced and widely broadcasted on Moroccan media to ensure outreach to the general public and victims.

EU member states and the United Kingdom– €4 400 978

Voluntary contributions received in favour of co-operation activities in EU member states and in the United Kingdom remained stable at €4 400 978 in 2020 (€4 484 451 in 2019). A total of 14 countries were recipients of country-specific extra-budgetary resources (same as 2019).

Romania was the leading beneficiary in the region (19%), closely followed by the Slovak Republic (16%) and Cyprus (15%). Other beneficiaries were Bulgaria (8%), the Czech Republic (7%), Lithuania (6%), Spain (5%), Greece (5%), Latvia (5%), Slovenia (5%), Croatia (3%), Malta (3%), Hungary (2%) and the United Kingdom (1%).

Figure 13 – Distribution of extra-budgetary receipts in EU member states and the United Kingdom

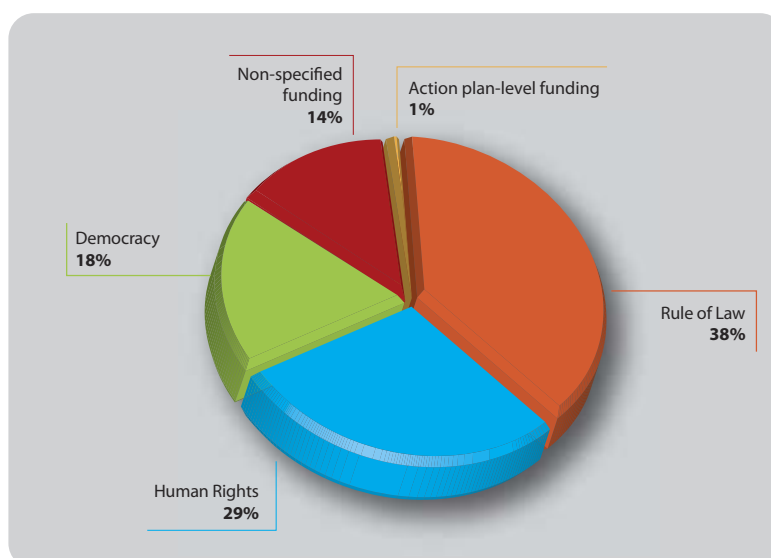


■ The European Union provided 98% of the contributions for the co-operation activities in the region, while the remaining 2% was provided by the United Kingdom.

THEMATIC AND MULTILATERAL CO-OPERATION

■ Voluntary contributions to thematic and multilateral co-operation activities amounted to €21 493 806 in 2020, increasing from €20 288 595 in 2019. Regarding the breakdown of contributions by pillar of the Programme and Budget; Rule of Law received 38%, followed by Human Rights (29%) and Democracy (18%). The rest of the funding (15%) was either non-specified or at action plan level.

Figure 14 – Distribution of thematic and multilateral co-operation activities (Human Rights, Rule of Law and Democracy)

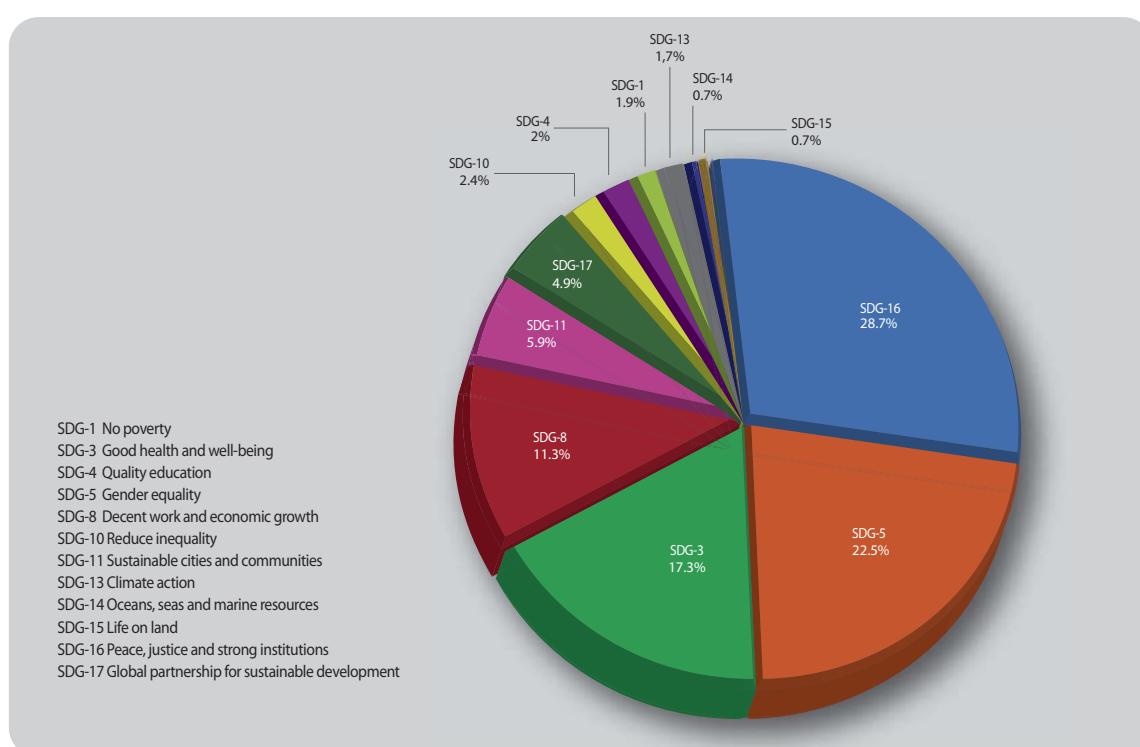


CONTRIBUTION TO SUSTAINABLE DEVELOPMENT GOALS

■ The United Nations' 2030 Agenda for Sustainable Development has been highly relevant for the Council of Europe with its global and overarching political approach. Starting with 2018-2019, the Council of Europe's Programme and Budget indicates, where relevant, the link between the Organisation's work and specific Sustainable Development Goals (SDGs).

■ Available data suggests that extra-budgetary contributions supported the achievement of several goals of the UN 2030 Agenda for Sustainable Development, particularly SDG-16 Peace, justice and strong institutions (28.7% of extra-budgetary resources), SDG-5 Gender equality (22.5%), SDG-3 Good health and well-being (17.3%) and SDG-8 Decent work and economic growth (11.3%). Other goals supported by voluntary contributions include SDG-11 Sustainable cities and communities (5.9%), SDG-17 Global partnership for sustainable development (4.9%), SDG-10 Reduce inequality (2.4%) and SDG-4 Quality education (2.0%).

Figure 15 – Council of Europe support to UN 2030 Agenda for sustainable development via voluntary contributions (% share in total, 2020)²¹



21. Action plan-level and non-specified contributions are distributed proportionally among programme lines and the sustainable development goals they support.

Strategic programming and donor relations

STRATEGIC PARTNERSHIPS

■ The Council of Europe promotes longer-term framework co-operation agreements and multi-annual contracts with key partners and donors to facilitate strategic and effective partnerships and ensure predictable and flexible funding.

Strategic partnerships with member states

A framework co-operation agreement with the Swedish International Development Co-operation Agency (Sida) provides a financial contribution of SEK 79 million (approximately €7.5 million) to support country-specific action plans in Eastern Europe for the period July 2019 – December 2022. Its predecessor agreement provided SEK 80.1 million (€8.4 million) for the action plans in the same region during the period January 2015 – June 2019.

Within a framework co-operation agreement, Norway contributed €5.5 million in 2020 in support of country-specific action plans and co-operation documents for Armenia, Bosnia and Herzegovina, Georgia, Kosovo*, the Republic of Moldova, Morocco, Tunisia, Ukraine and for thematic areas. A total of approximately €58 million has been pledged through this agreement since 2011.

The government of Belgium contributed €4 million to a Trust Fund managed by the Council of Europe to support the implementation of activities in the field of consolidating and strengthening the rule of law. The Fund has funded 6 projects for a total contribution of €1 525 000 since its creation in 2018.

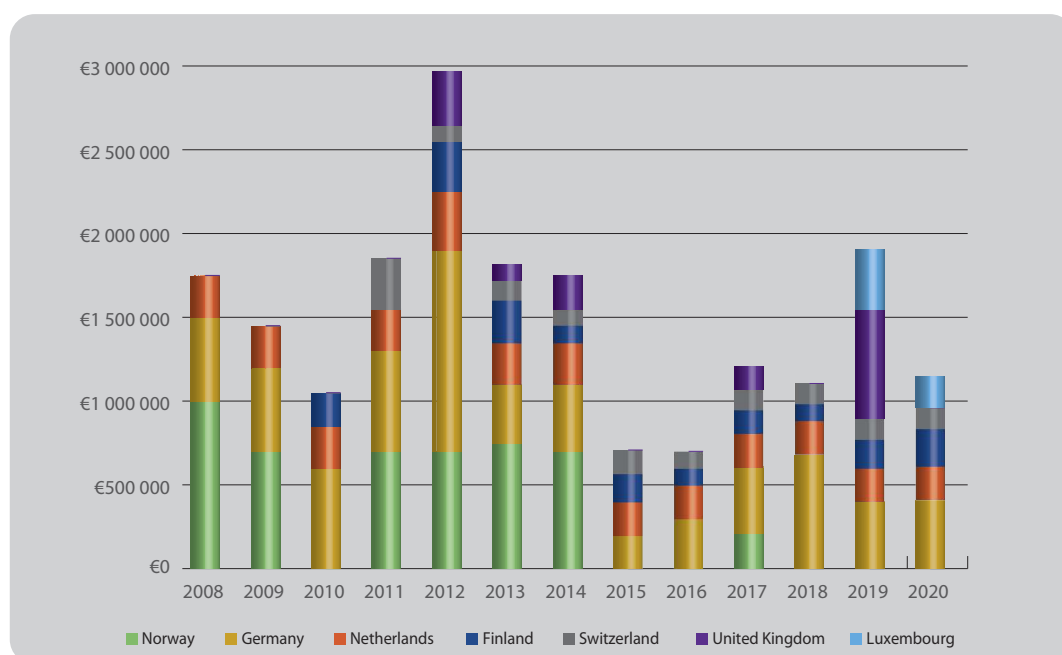
■ More detailed figures on the EU / Council of Europe Joint Programmes are not included in this brochure, since this information can be found in the annual information document “Joint Programmes between the Council of Europe and the European Union”.

■ The Council of Europe continued to support specific mechanisms, such as trust funds, to enable donors to channel longer-term funding to the Organisation. The Council of Europe’s Human Rights Trust Fund (HRTF) is an example of donors pooling resources to strengthen the impact of work on agreed objectives.

The Human Rights Trust Fund (HRTF)

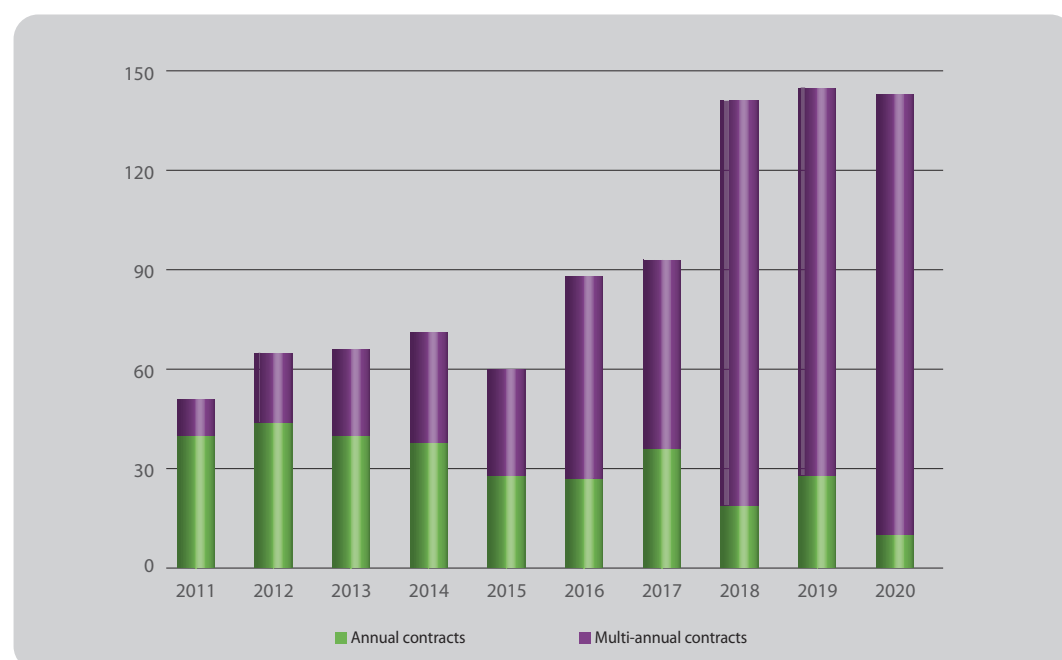
■ The Council of Europe’s HRTF supports co-operation with member states to ensure the national application of the European Convention on Human Rights. The Fund brings together Finland, Germany, Luxembourg, the Netherlands, Norway, Switzerland and the United Kingdom. Since its creation, the HRTF has funded 38 projects for a total contribution of €19 803 679. It received a total of €19 422 097 from its members during the years 2008 to 2020. Annual contributions to the HRTF amounted to €1 150 000 in 2020, decreasing compared to €1 904 557 in 2019.

Figure 16 – Contributions by member states to the HRTF²² in the period 2008-2020



■ The Council of Europe signed 143 contracts for extra-budgetary resources in 2020 (145 in 2019). The number of multi-annual contracts signed by the Council of Europe per year increased significantly in the last decade, from 11 in 2011 to 133 in 2020, confirming the benefit of longer-term and more predictable support to our co-operation work.

Figure 17 – Number of annual and multi-annual contracts in 2011-2020²³



■ The volume of contracts signed by the Council of Europe decreased to €18 327 156 in 2020, down from €26 538 376 in 2019. The volume of multi-annual contracts more than tripled in the last decade, from €5 943 892 in 2011 to €17 269 249 in 2020.

22. Listed in order of the year of membership.

23. Excluding contracts signed with the European Union for EU / Council of Europe Joint Programmes.

RESULT-BASED RESOURCE MANAGEMENT

■ The Organisation increasingly seeks to deliver on agreed priorities rather than individual projects and activities. Country action plans and co-operation documents have become the main instruments for describing strategic priorities of co-operation and the resources needed to achieve them. They are a valuable tool for pooling voluntary contributions that are not earmarked or only broadly earmarked.

EFFICIENT, STREAMLINED MANAGEMENT AND REPORTING OF EXTRA-BUDGETARY RESOURCES

■ The Council of Europe continued to implement the project management methodology adopted in 2016, which covers planning, implementation and reporting. The methodology aims to ensure better accountability at all stages of project implementation and to increase positive results through an amplified focus on target groups and the introduction of more quality checks in line with real needs. With a significant volume of extra-budgetary contributions now earmarked at sector or country level rather than project level, annual action plan level reports are prepared for donors.

MONITORING AND CONTROL SYSTEMS

■ Oversight, evaluation, audit and lessons learned form an important part of the Council of Europe co-operation programme cycle. Independent oversight is carried out through internal audit, evaluation and investigation to support the Secretary General, senior managers and all Council of Europe staff in fulfilling their responsibilities for the effective management of the Organisation's resources.

■ In line with its Evaluation Policy, the Council of Europe measures the impact of its actions and improves the quality of on-going and future activities.

■ The Organisation's accounts and financial management are subject to independent, external auditing by the French *Cour des Comptes* for the years 2019 - 2023. The Organisation has received unqualified audit opinions on its International Public Sector Accounting Standards (IPSAS)-compliant financial statements since 2007.

■ To ensure proper use of funds and resources, and protect its reputation and interests, the Council of Europe has established a comprehensive policy framework for dealing with fraud and corruption. A Council of Europe-wide risk management policy is applied as an integral part of day-to-day management to create and seize opportunities in an organised way and to ensure that objectives are met efficiently and effectively.

■ In 2016, the European Commission informed the Council of Europe that an external pillar assessment concerning the Organisation's internal control system, accounting system, independent external audit, and grants and procurement was concluded positively. Confirming that the Council of Europe has robust procedures in place, the assessment allows the European Union to entrust budget implementation tasks to the Organisation.

THE COUNCIL OF EUROPE AND OFFICIAL DEVELOPMENT ASSISTANCE

■ Since July 2014, the Council of Europe has been included on the OECD Development Assistance Committee list of international organisations eligible for Official Development Assistance (ODA), with a co-efficient of 40% applicable to member states' contributions to the Ordinary Budget. Voluntary contributions for country-specific action plans or projects, in countries or territories that are ODA-eligible, continue to be up to 100% reportable as bilateral ODA.

Conclusion

Extra-budgetary contributions are the main source of funding for the Council of Europe's co-operation activities. The Council of Europe's co-operation work aims to support member states and non-member states in implementing the Organisation's standards through targeted programmes and in close co-ordination with international partners.

■ In 2020, extra-budgetary contributions reached their second highest level at €72.9 million and remained an essential resource for the Organisation.

■ Ensuring the long-term availability of resources on a predictable basis enables the effective and efficient planning and implementation of co-operation programmes by the Organisation. Thus, framework co-operation agreements and multi-annual contracts with key partners and donors will continue to be actively promoted.

■ The Council of Europe's country-specific action plans and co-operation documents set strategic priorities of co-operation with beneficiary countries and the resources required to achieve them. These documents will continue to facilitate pooling of extra-budgetary resources. Non-earmarked funding provides the necessary flexibility to react to new developments, or to pursue thematic or country-specific work. Therefore, the Organisation continues to encourage non-earmarked thematic or country-specific contributions, in preference to the funding of individual projects.

■ Co-operation projects are implemented by the Council of Europe's Major Administrative Entities, which have expert knowledge and access to unique experts. Field offices also play a key role in co-ordination and implementation, in accordance with the decentralisation policy applying to co-operation.

■ The Office of the Directorate General of Programmes (ODGP) co-ordinates these activities, develops and oversees the implementation of country-specific action plans and framework co-operation documents. It has Organisation-wide responsibility for donor relations and mobilising extra-budgetary resources, including the overall co-ordination and development of long-term donor partnerships.

For more information on how to contribute to the Council of Europe,
please contact the Secretariat:

**Resource Mobilisation and Donor Relations Division
Office of the Directorate General of Programmes
RMDR@coe.int – www.coe.int/programmes**

- ▶ Mr Alberto Maynar-Aguilar,
EU member states, thematic issues
Tel. + 33 (0)3 88 41 39 74
Alberto.Maynar-Aguilar@coe.int
- ▶ Ms Olena Lytvynenko, Eastern Partnership countries,
Russian Federation, Central Asia
Olena.Lytvynenko@coe.int
- ▶ Mr Güray Vural, South-East Europe and Turkey,
Southern Mediterranean
Tel. + 33 (0)3 88 41 21 72
Guray.Vural@coe.int
- ▶ Ms Jennifer Trudeau, Donor partnerships
Tel. +33 (0)3 88 41 21 56
Jennifer.Trudeau@coe.int
- ▶ Ms Tatjana Mozzuhina, Research, donor mapping
Tel. +33 (0)3 88 41 45 77
Tatjana.Mozzuhina@coe.int
- ▶ Ms Alina Beliaeva, Administrative support
Tel. +33 (0)3 88 41 28 35
Alina.Beliaeva@coe.int
- ▶ Ms Ewa Berkowicz-Goire, Administrative support
Tel. +33 (0)3 90 21 59 17
Ewa.Berkowicz@coe.int
- ▶ HRTF website:
www.coe.int/humanrightstrustfund

APPENDIX 1

Donor profiles 2020



Albania

Voluntary contribution:

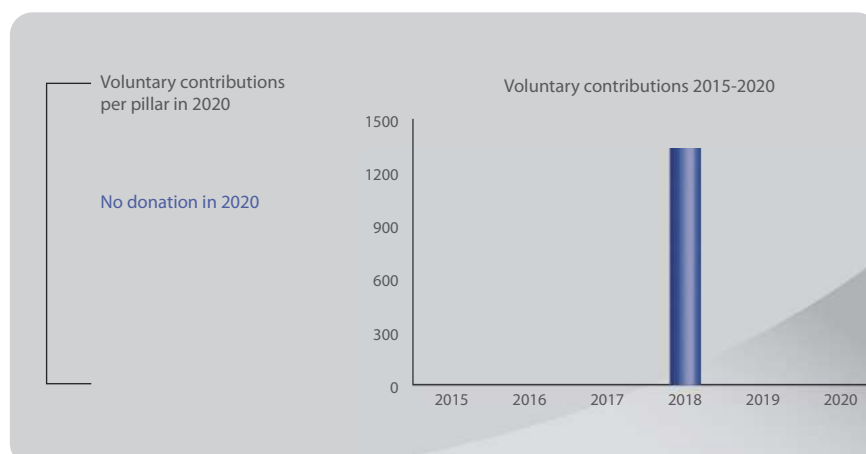
None

Member state ranking:

Did not contribute

Ranking per capita:

Did not contribute



Andorra

Voluntary contribution:

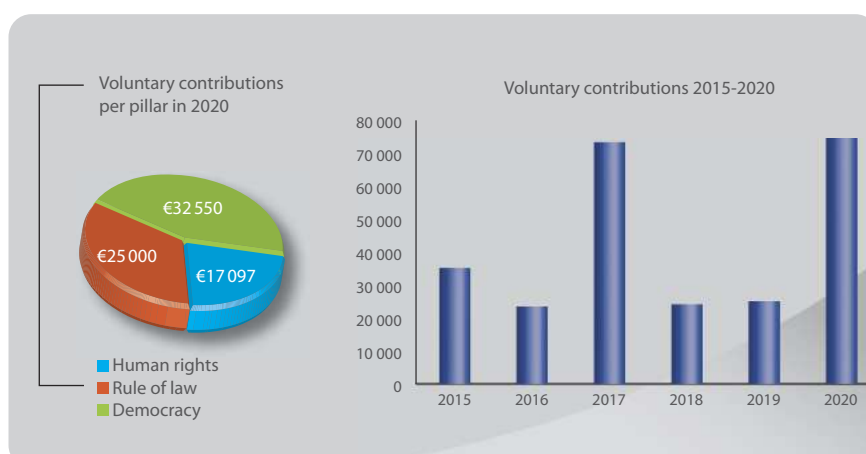
€74 647

Member state ranking:

20/47

Ranking per capita:

4/47



Armenia

Voluntary contribution:

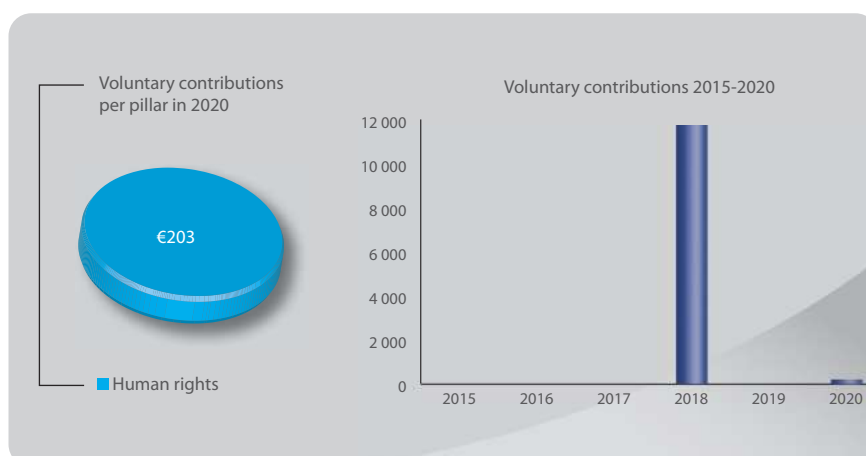
€203

Member state ranking:

32/47

Ranking per capita:

34/47





Austria

Voluntary contribution:

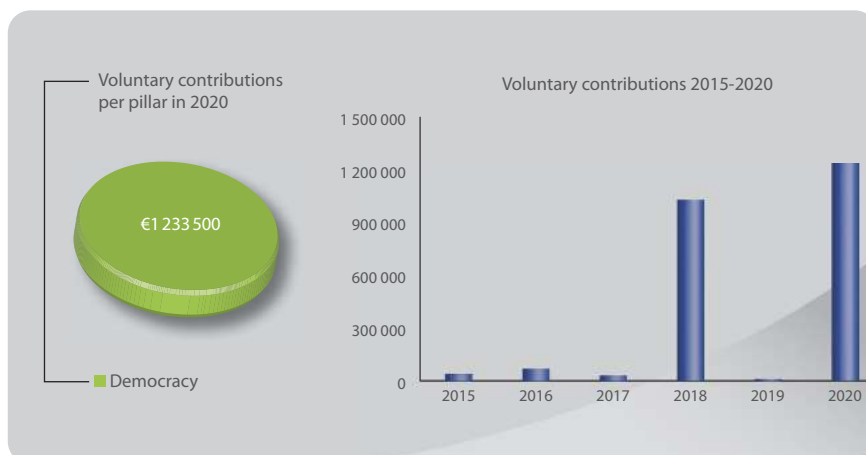
€1 233 500

Member state ranking:

5/47

Ranking per capita:

8/47



Azerbaijan

Voluntary contribution:

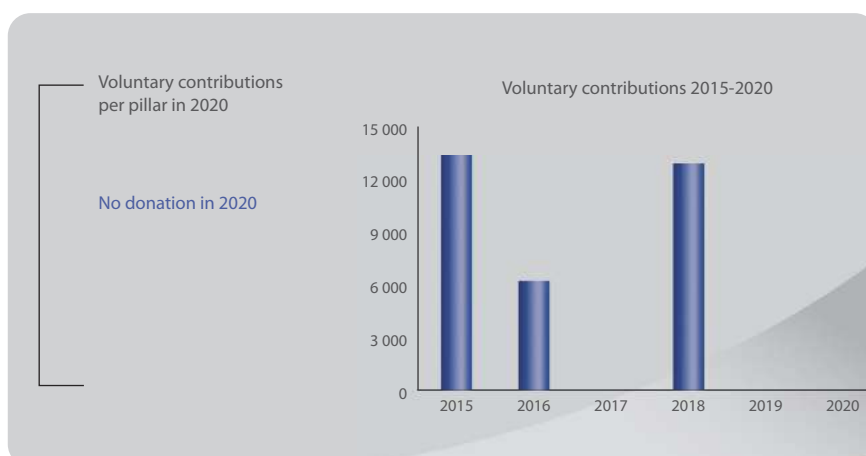
None

Member state ranking:

Did not contribute

Ranking per capita:

Did not contribute



Belgium

Voluntary contribution:

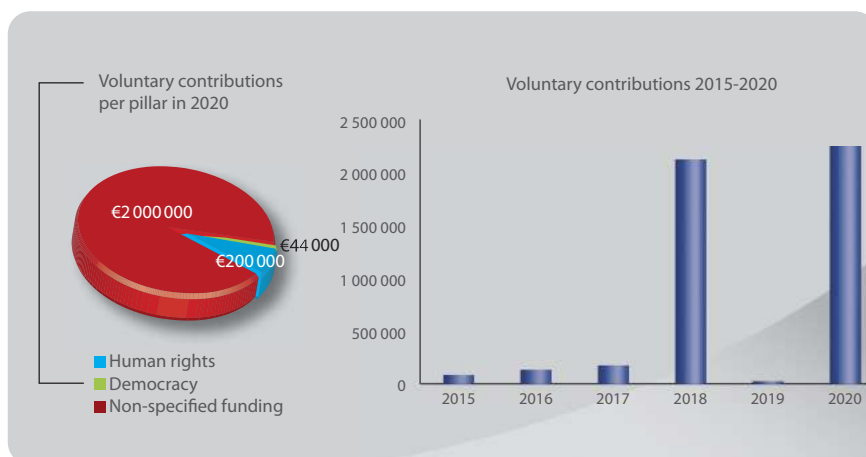
€2 244 000

Member state ranking:

4/47

Ranking per capita:

7/47





Bosnia and Herzegovina

Voluntary contribution:

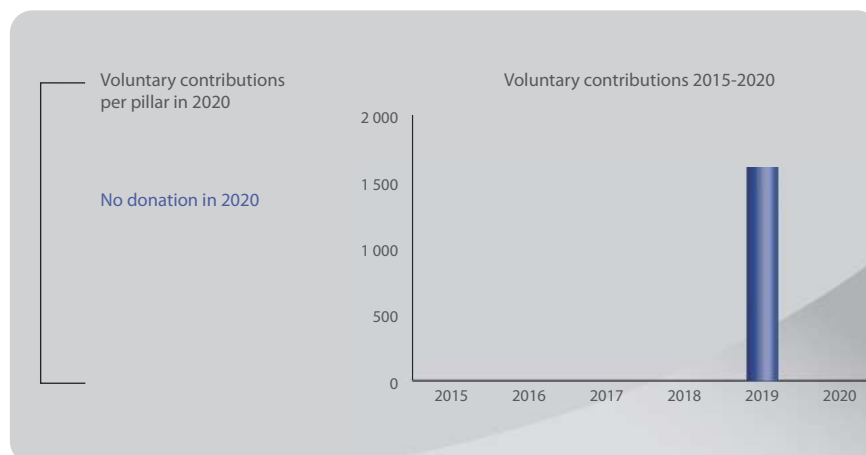
None

Member state ranking:

Did not contribute

Ranking per capita:

Did not contribute



Bulgaria

Voluntary contribution:

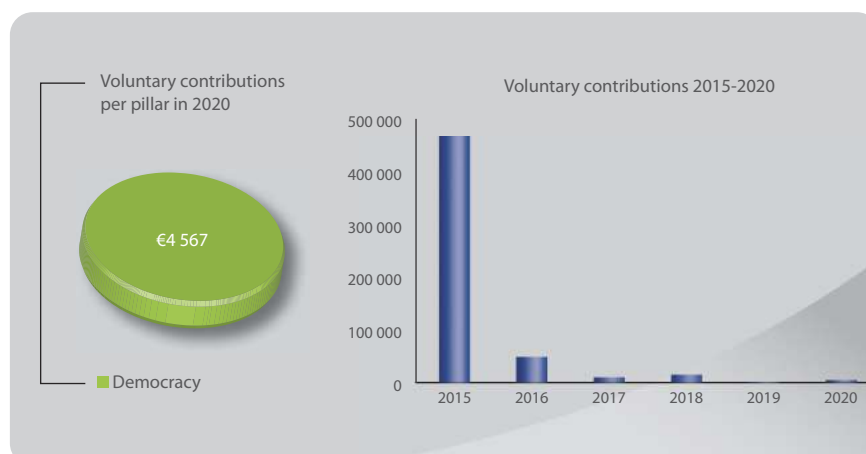
€4 567

Member state ranking:

29/47

Ranking per capita:

30/47



Croatia

Voluntary contribution:

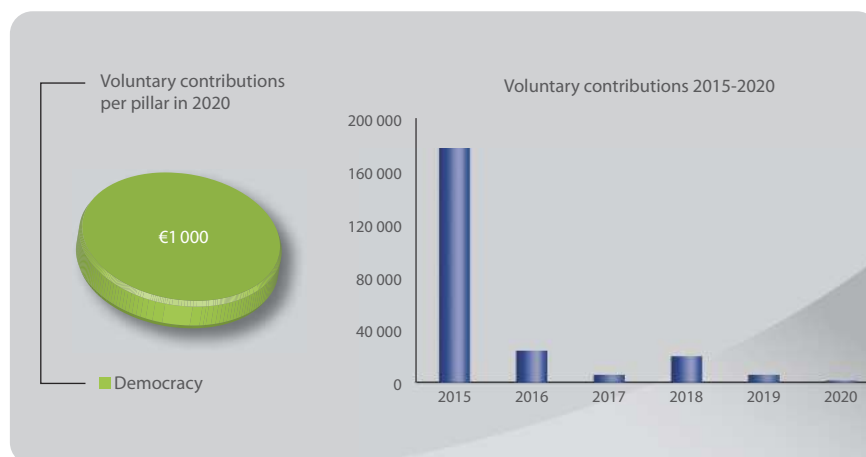
€1 000

Member state ranking:

31/47

Ranking per capita:

32/47





Cyprus

Voluntary contribution:

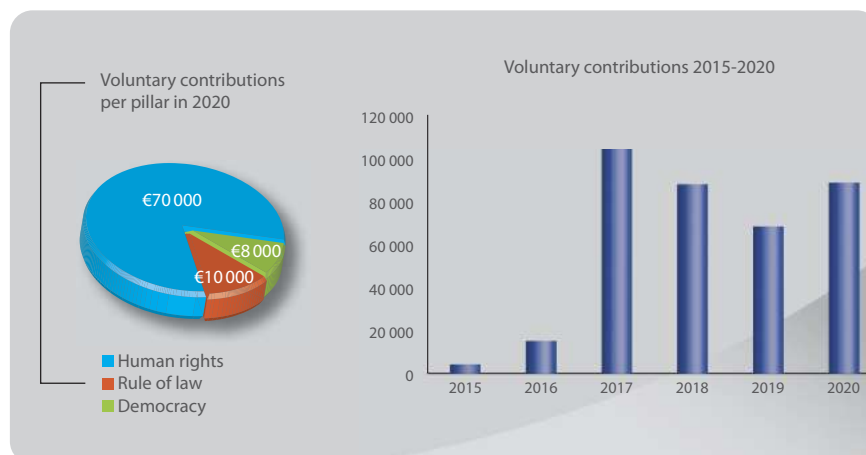
€88 000

Member state ranking:

19/47

Ranking per capita:

10/47



Czech Republic

Voluntary contribution:

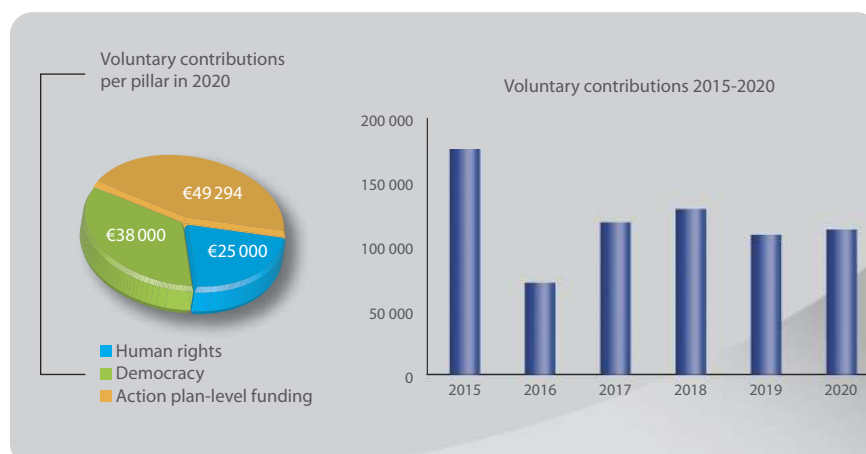
€112 294

Member state ranking:

17/47

Ranking per capita:

19/47



Denmark

Voluntary contribution:

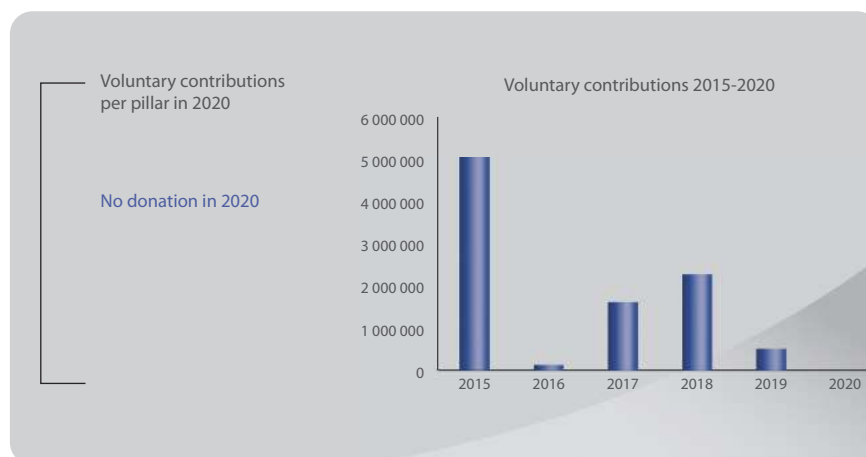
None

Member state ranking:

Did not contribute

Ranking per capita:

Did not contribute





Estonia

Voluntary contribution:

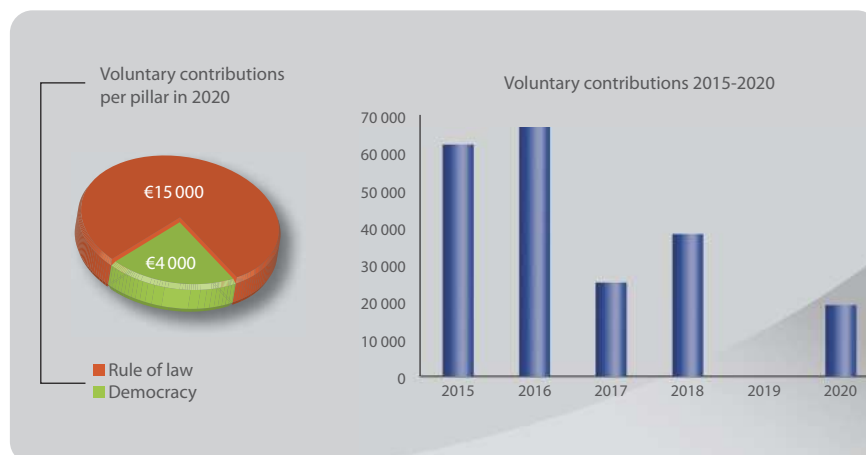
€19 000

Member state ranking:

24/47

Ranking per capita:

18/47



Finland

Voluntary contribution:

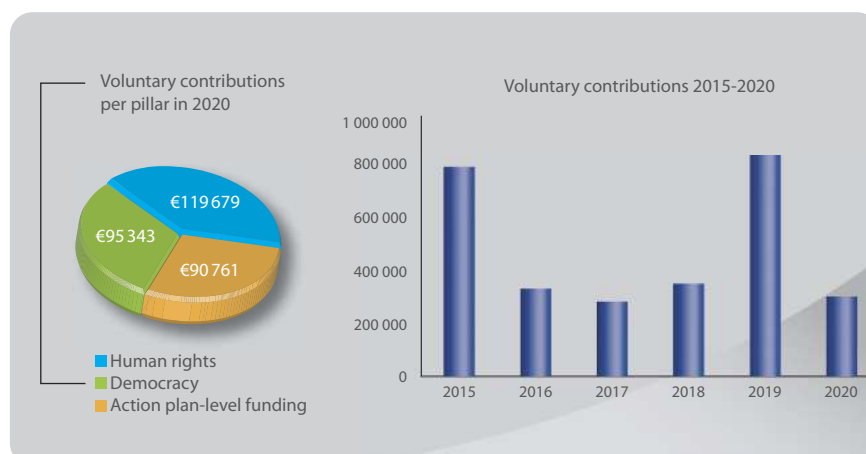
€305 783

Member state ranking:

9/47

Ranking per capita:

11/47



France

Voluntary contribution:

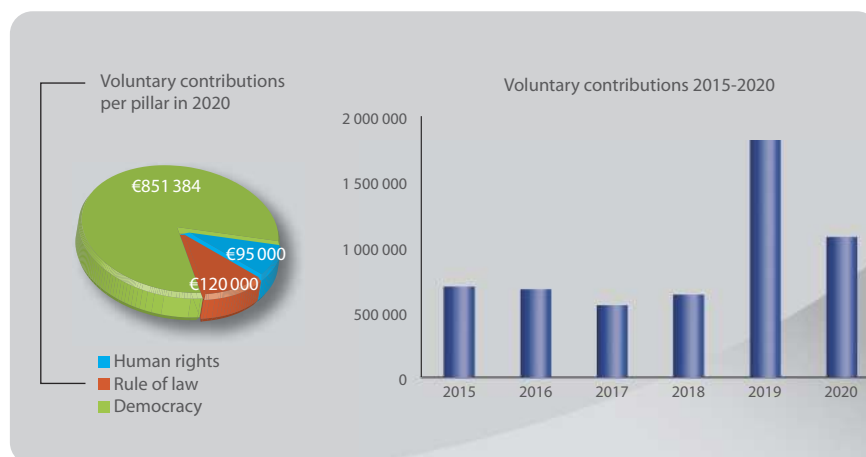
€1 066 384

Member state ranking:

7/47

Ranking per capita:

17/47





Georgia

Voluntary contribution:

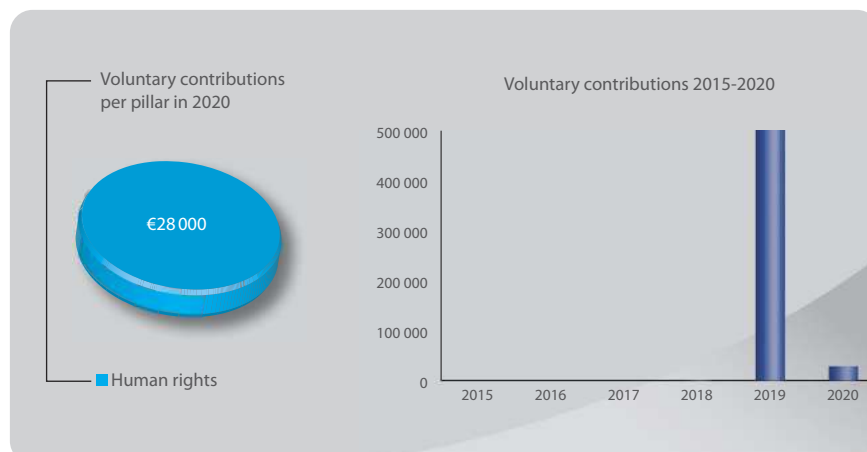
€28 000

Member state ranking:

23/47

Ranking per capita:

21/47



Germany

Voluntary contribution:

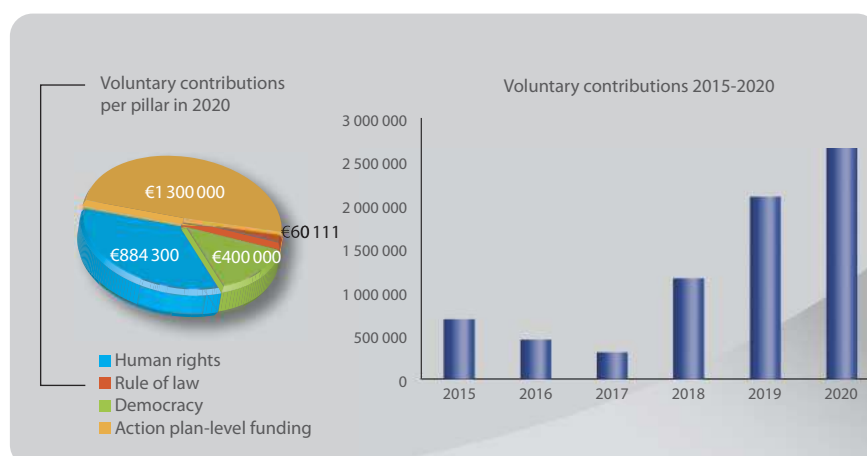
€2644 411

Member state ranking:

3/47

Ranking per capita:

13/47



Greece

Voluntary contribution:

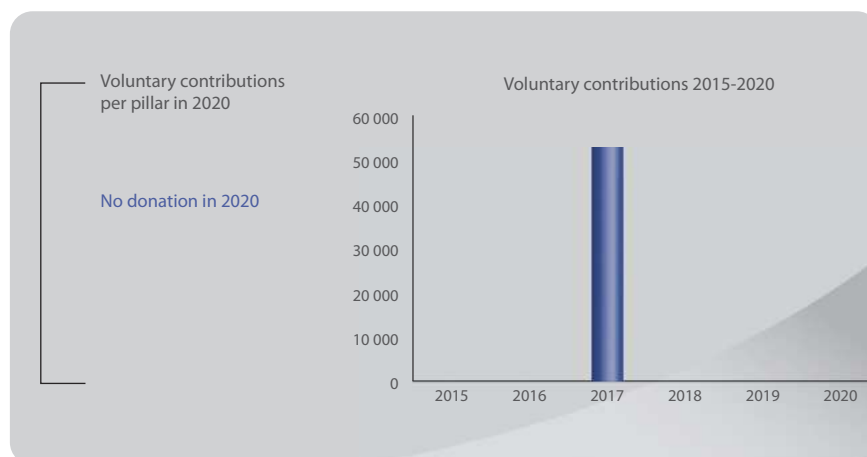
None

Member state ranking:

Did not contribute

Ranking per capita:

Did not contribute





Hungary

Voluntary contribution:

None

Member state ranking:

Did not contribute

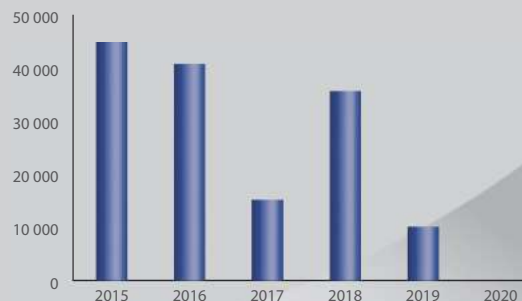
Ranking per capita:

Did not contribute

No donation in 2020

Voluntary contributions
per pillar in 2020

Voluntary contributions 2015-2020



Iceland

Voluntary contribution:

€10 000

Member state ranking:

26/47

Ranking per capita:

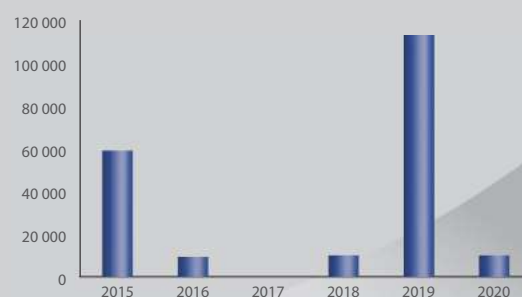
14/47

Voluntary contributions
per pillar in 2020



Human rights

Voluntary contributions 2015-2020



Ireland

Voluntary contribution:

€249 336

Member state ranking:

12/47

Ranking per capita:

12/47

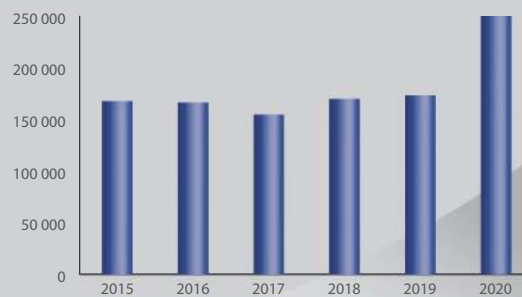
Voluntary contributions
per pillar in 2020



Human rights

Action plan-level funding

Voluntary contributions 2015-2020





Italy

Voluntary contribution:

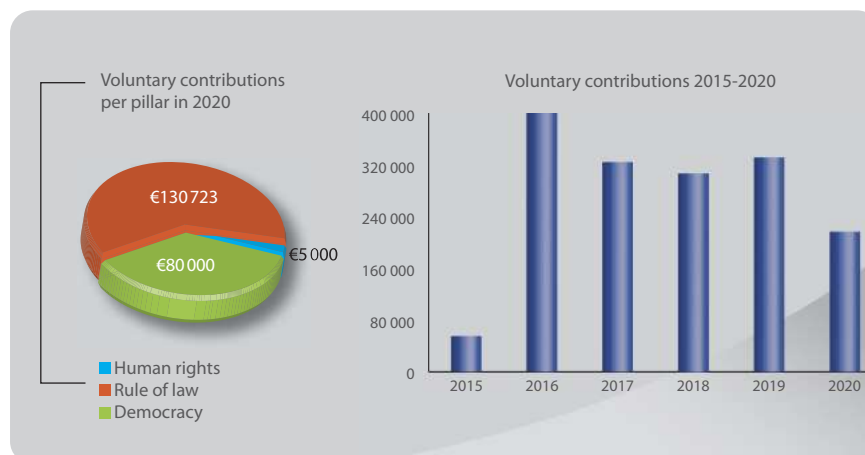
€215 723

Member state ranking:

14/47

Ranking per capita:

24/47



Latvia

Voluntary contribution:

None

Member state ranking:

Did not contribute

Ranking per capita:

Did not contribute



Liechtenstein

Voluntary contribution:

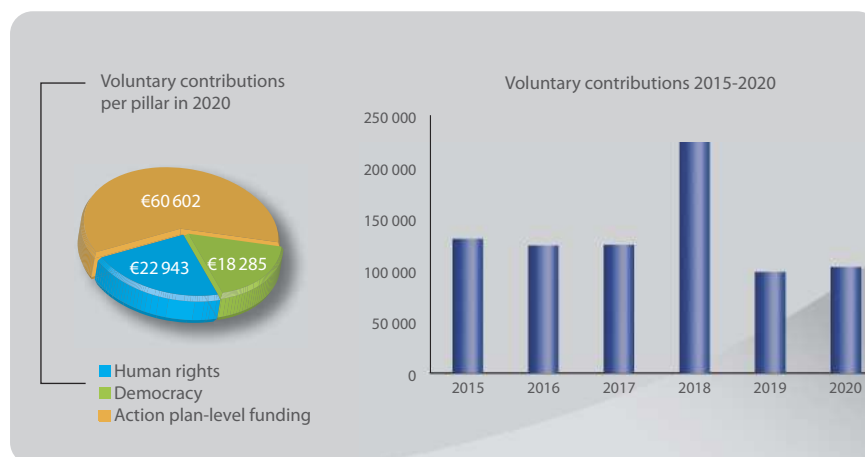
€101 830

Member state ranking:

18/47

Ranking per capita:

2/47





Lithuania

Voluntary contribution:

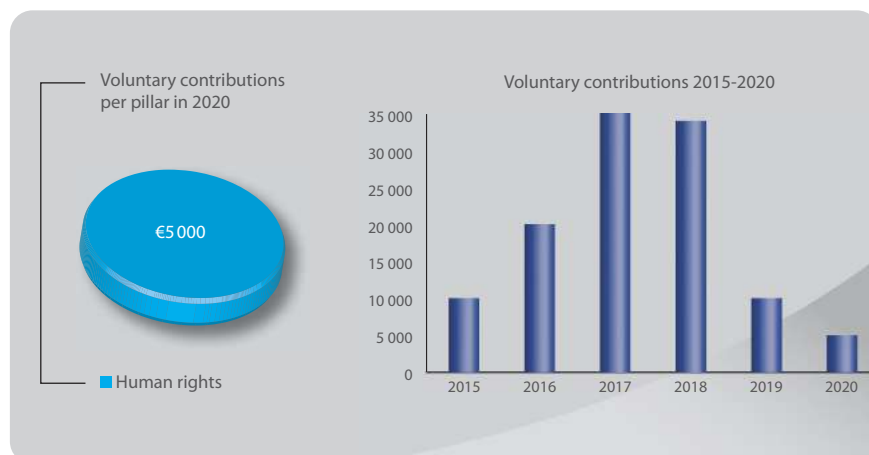
€5 000

Member state ranking:

28/47

Ranking per capita:

26/47



Luxembourg

Voluntary contribution:

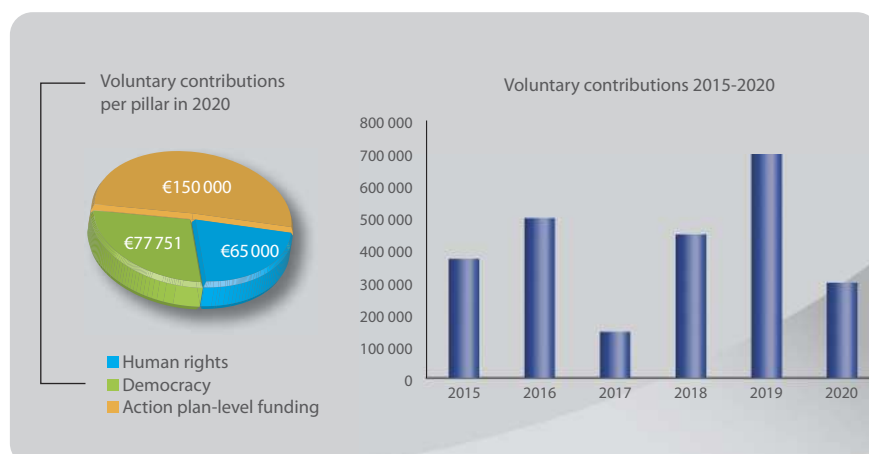
€292 751

Member state ranking:

10/47

Ranking per capita:

5/47



Malta

Voluntary contribution:

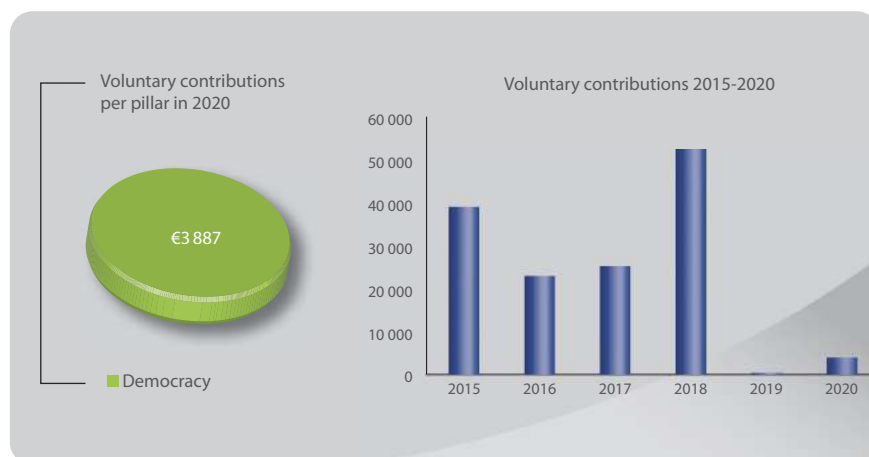
€3 887

Member state ranking:

30/47

Ranking per capita:

20/47





Republic of Moldova

Voluntary contribution:

None

Member state ranking:

Did not contribute

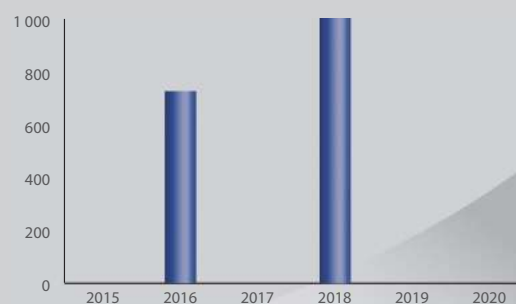
Ranking per capita:

Did not contribute

Voluntary contributions
per pillar in 2020

No donation in 2020

Voluntary contributions 2015-2020



Monaco

Voluntary contribution:

€152 289

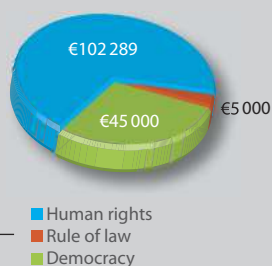
Member state ranking:

16/47

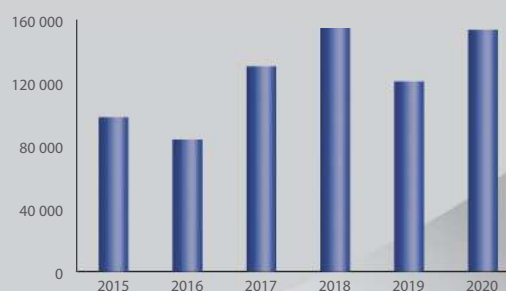
Ranking per capita:

1/47

Voluntary contributions
per pillar in 2020



Voluntary contributions 2015-2020



Montenegro

Voluntary contribution:

None

Member state ranking:

Did not contribute

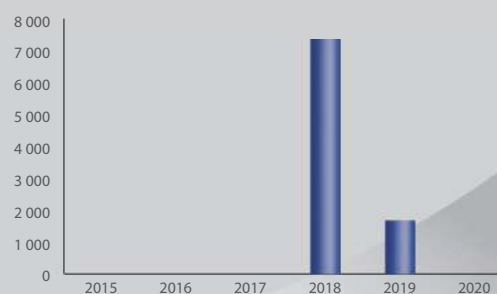
Ranking per capita:

Did not contribute

Voluntary contributions
per pillar in 2020

No donation in 2020

Voluntary contributions 2015-2020



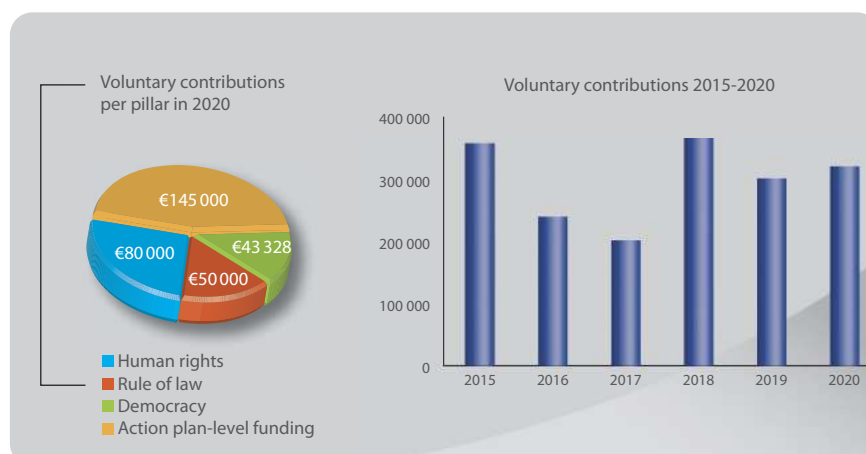


Netherlands

Voluntary contribution:
€318 328

Member state ranking:
8/47

Ranking per capita:
15/47



North Macedonia

Voluntary contribution:
None

Member state ranking:
Did not contribute

Ranking per capita:
Did not contribute

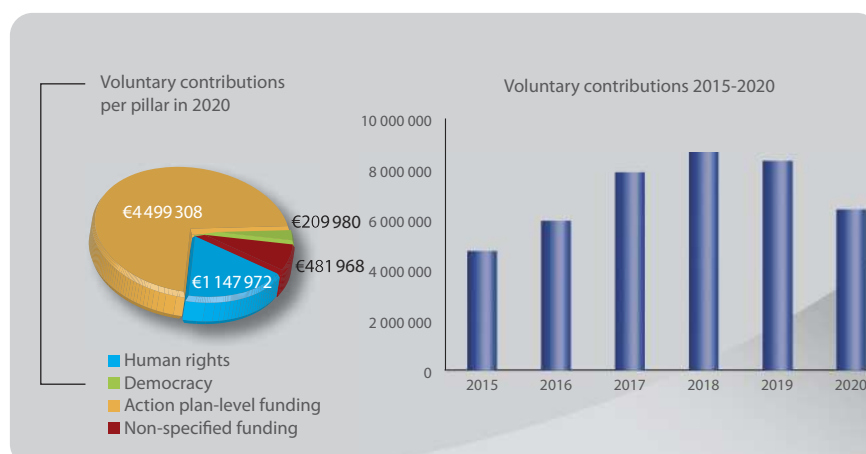


Norway

Voluntary contribution:
€6 339 228

Member state ranking:
1/47

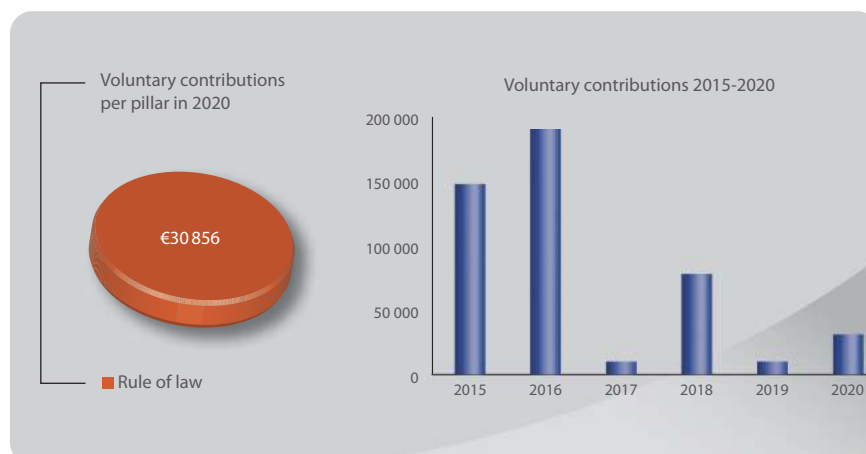
Ranking per capita:
3/47





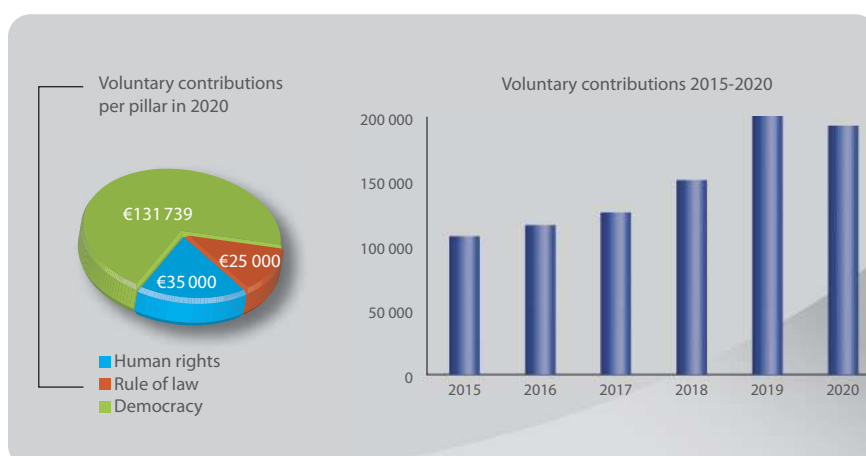
Poland

Voluntary contribution:
€30 856
Member state ranking:
22/47
Ranking per capita:
29/47



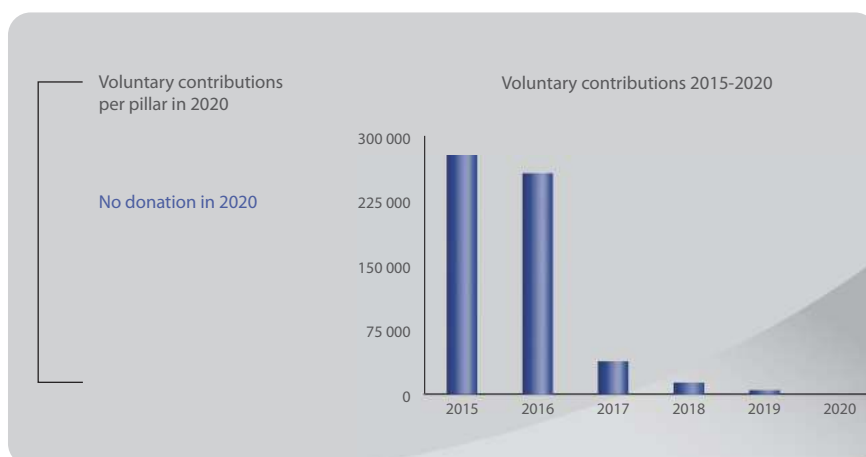
Portugal

Voluntary contribution:
€131 739
Member state ranking:
15/47
Ranking per capita:
16/47



Romania

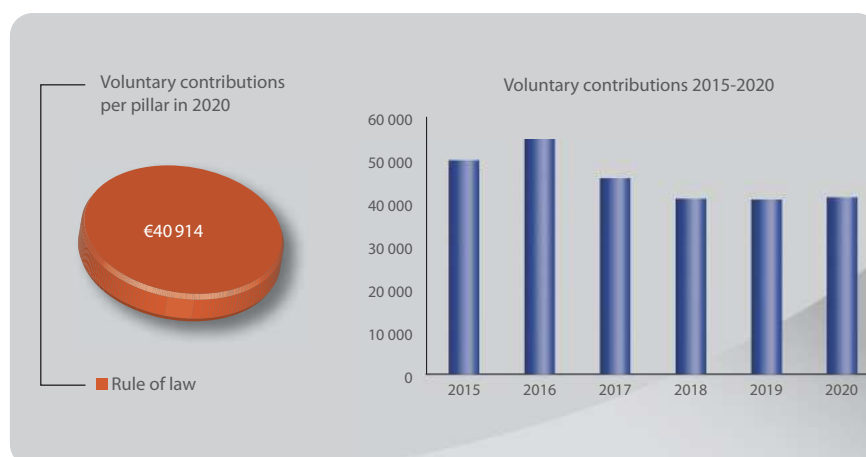
Voluntary contribution:
None
Member state ranking:
Did not contribute
Ranking per capita:
Did not contribute





Russian Federation

Voluntary contribution:
€40 914
Member state ranking:
21/47
Ranking per capita:
31/47



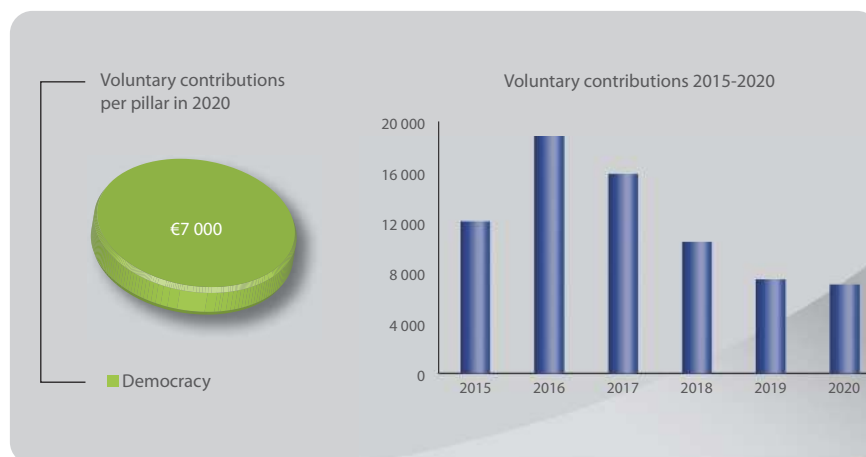
San Marino

Voluntary contribution:
None
Member state ranking:
Did not contribute
Ranking per capita:
Did not contribute



Serbia

Voluntary contribution:
€7 000
Member state ranking:
27/47
Ranking per capita:
27/47





Slovak Republic

Voluntary contribution:

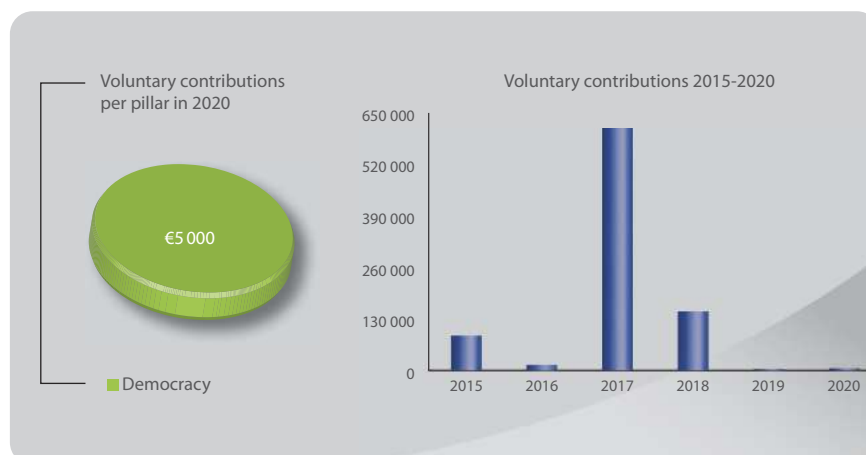
€5 000

Member state ranking:

28/47

Ranking per capita:

28/47



Slovenia

Voluntary contribution:

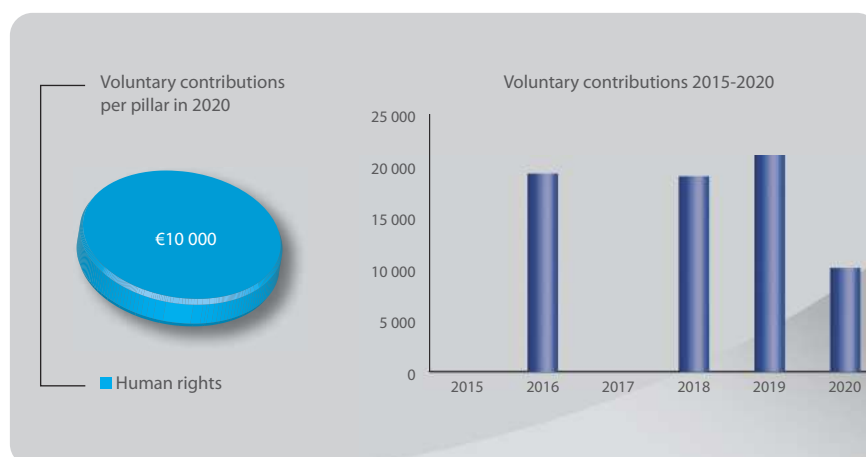
€10 000

Member state ranking:

26/47

Ranking per capita:

23/47



Spain

Voluntary contribution:

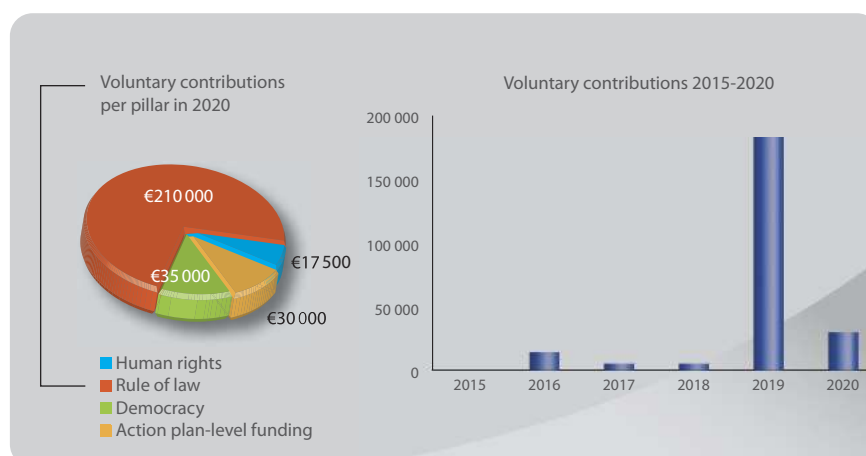
€292 500

Member state ranking:

11/47

Ranking per capita:

22/47





Sweden

Voluntary contribution:

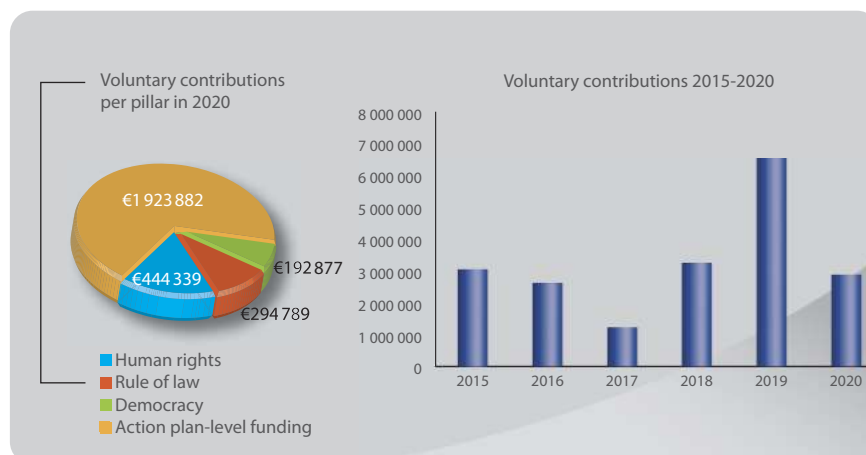
€2 855 887

Member state ranking:

2/47

Ranking per capita:

6/47



Switzerland

Voluntary contribution:

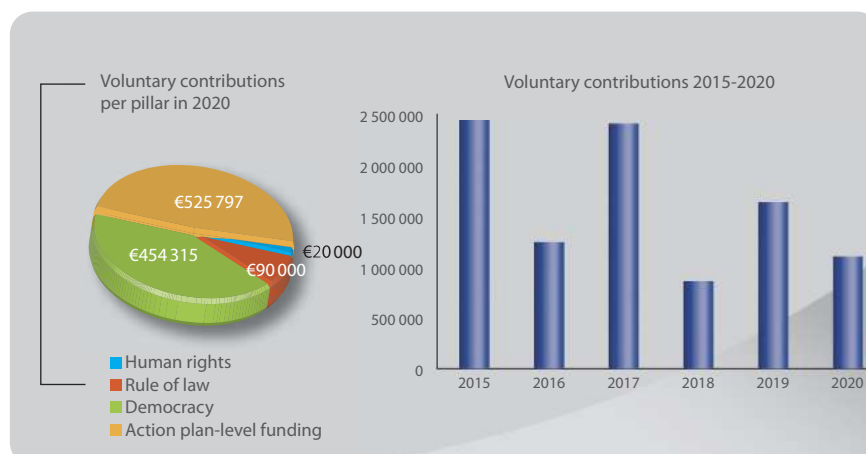
€1 090 112

Member state ranking:

6/47

Ranking per capita:

9/47



Turkey

Voluntary contribution:

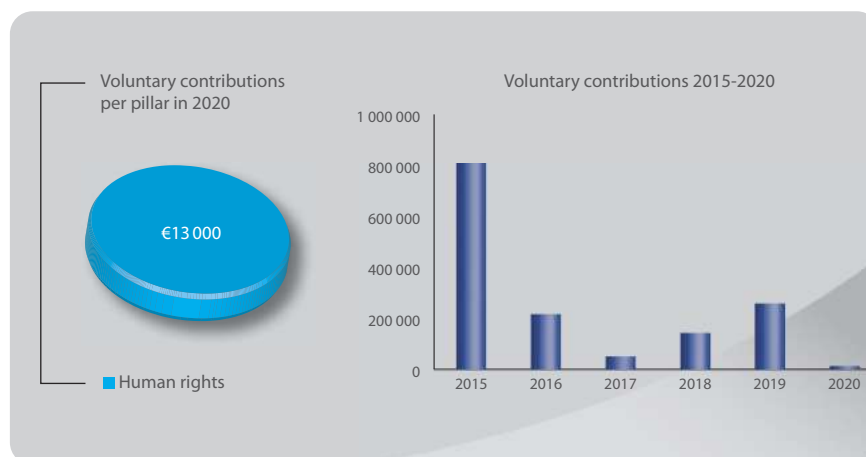
€13 000

Member state ranking:

25/47

Ranking per capita:

33/47





Ukraine

Voluntary contribution:

None

Member state ranking:

Did not contribute

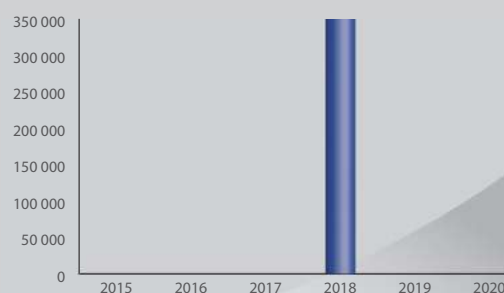
Ranking per capita:

Did not contribute

Voluntary contributions
per pillar in 2020

No donation in 2020

Voluntary contributions 2015-2020



United Kingdom

Voluntary contribution:

€238 780

Member state ranking:

13/47

Ranking per capita:

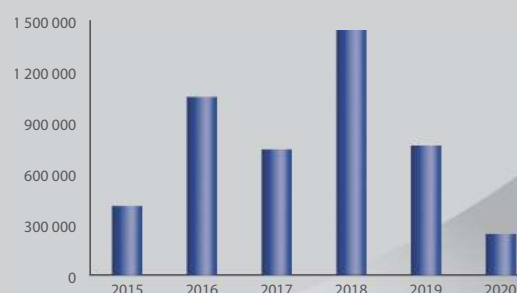
25/47

Voluntary contributions
per pillar in 2020



Human rights
Rule of law

Voluntary contributions 2015-2020



European Union 2020



European Union

Joint Programmes:

€43 932 454

Other

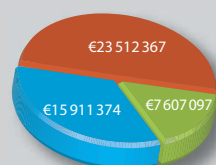
voluntary contributions:

€3 098 384

TOTAL:

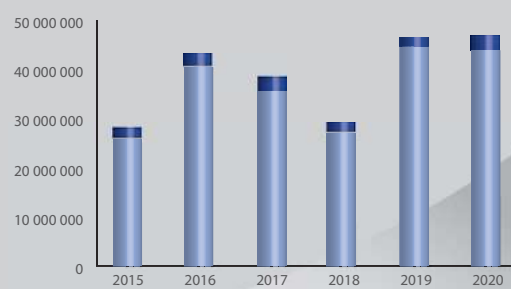
€47 030 838

Voluntary contributions
per pillar in 2020



Human rights
Rule of law
Democracy

Voluntary contributions 2015-2020



Joint programmes
Other voluntary contributions



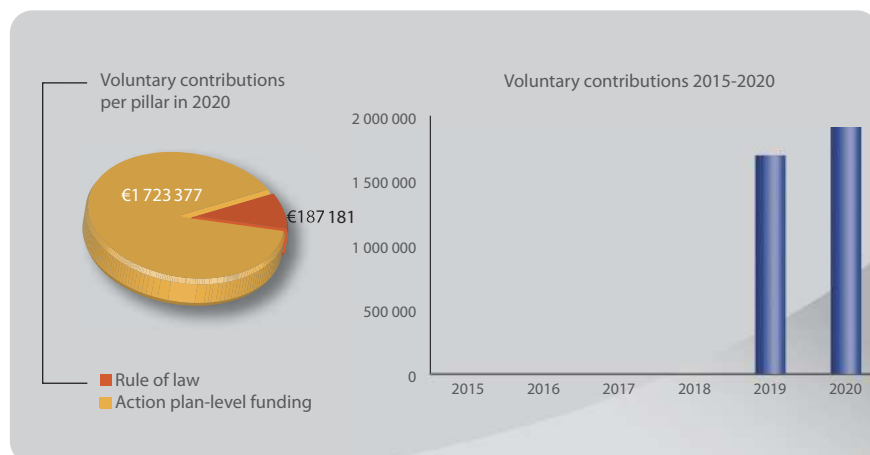
Canada

Voluntary contribution:

€1 910 558

Observer ranking:

2/5



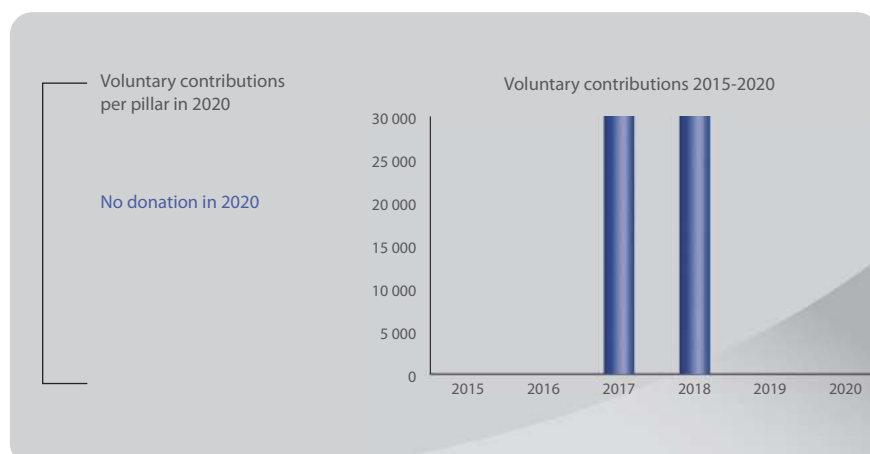
Holy See

Voluntary contribution:

None

Observer ranking:

Did not contribute



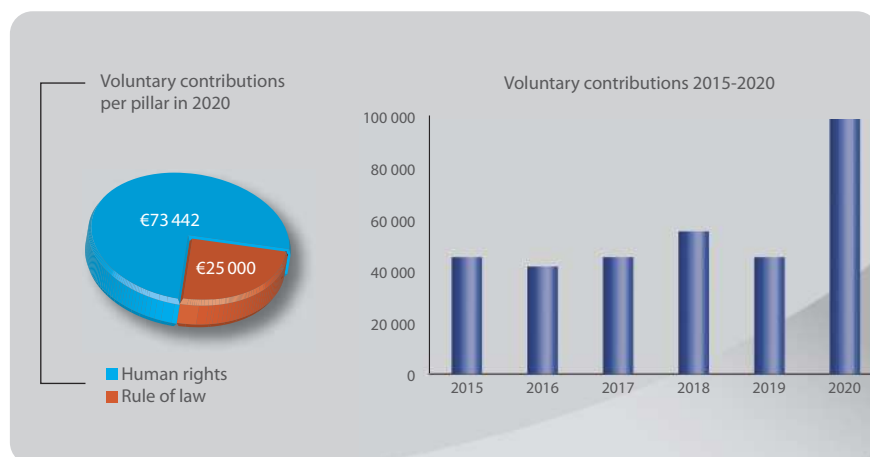
Japan

Voluntary contribution:

€98 442

Observer ranking:

3/5





Mexico

Voluntary contribution:

None

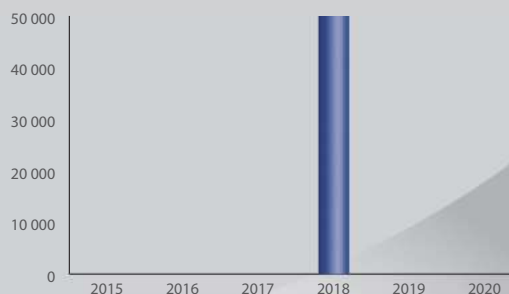
Observer ranking:

Did not contribute

Voluntary contributions
per pillar in 2020

No donation in 2020

Voluntary contributions 2015-2020



United States of America

Voluntary contribution:

€1 917 133

Observer ranking:

1/5

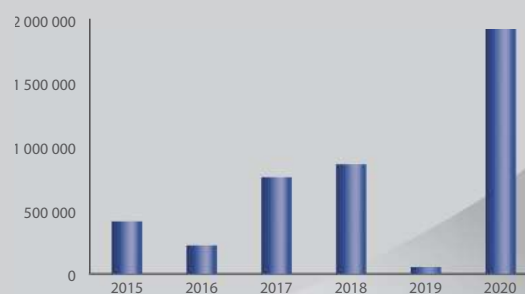
Voluntary contributions
per pillar in 2020

€1 917 133

€5 000

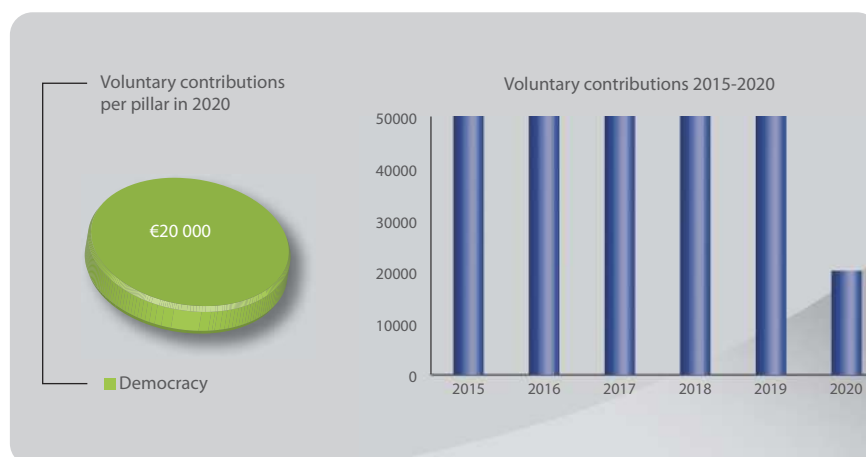
Human rights
Rule of law

Voluntary contributions 2015-2020



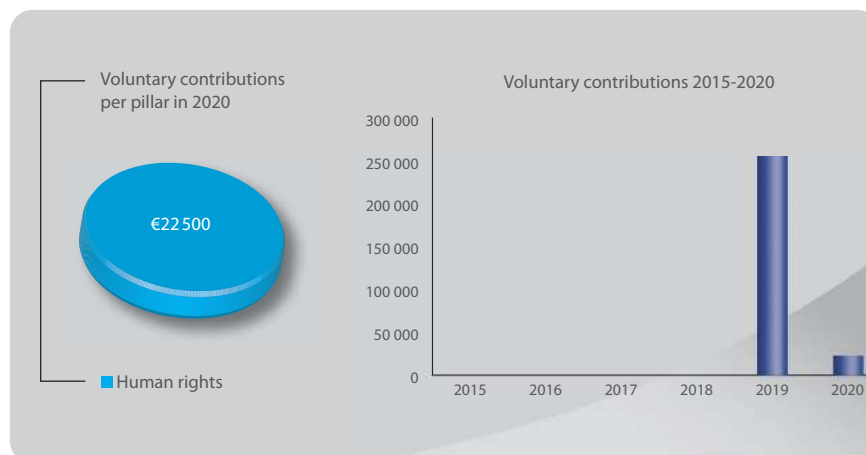
Aga Khan Development Network

Voluntary contribution:
€20 000
Other sources ranking:
6/11



Australia

Voluntary contribution:
€22 500
Other sources ranking:
5/11



Charta 77 Foundation

Voluntary contribution:
€7 500
Other sources ranking:
10/11



European Economic Area (EEA) Grants*

Voluntary contribution:

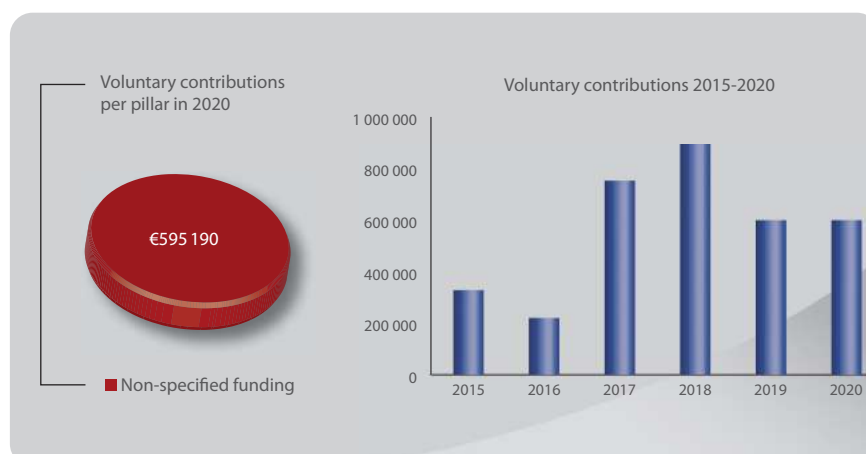
€595 190

Other sources ranking:

1/11

* Contributor countries:

Iceland, Liechtenstein,
Norway



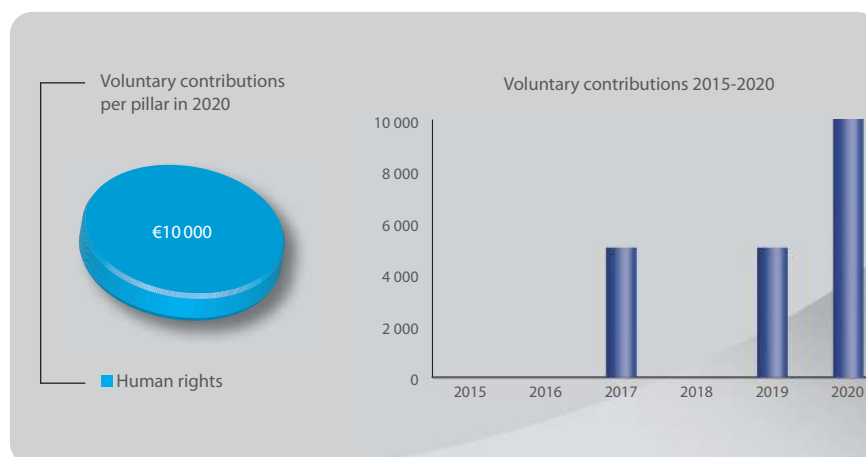
Faroe Islands

Voluntary contribution:

€10 000

Other sources ranking:

8/11



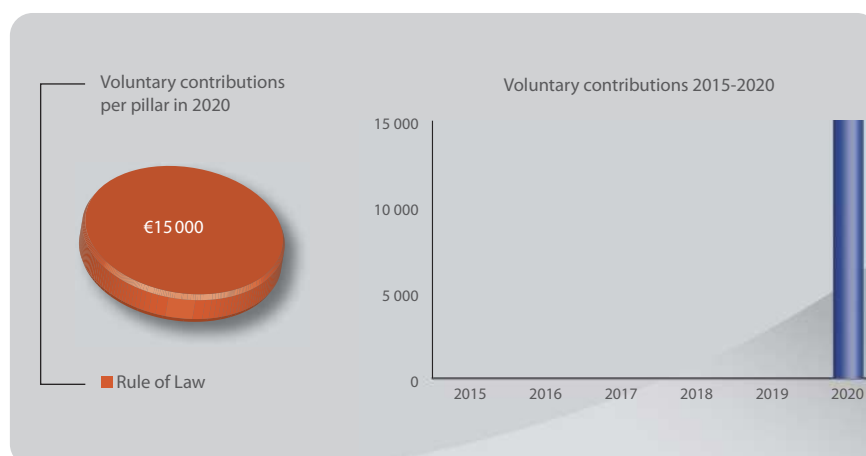
French National Gambling Authority (ANJ)

Voluntary contribution:

€15 000

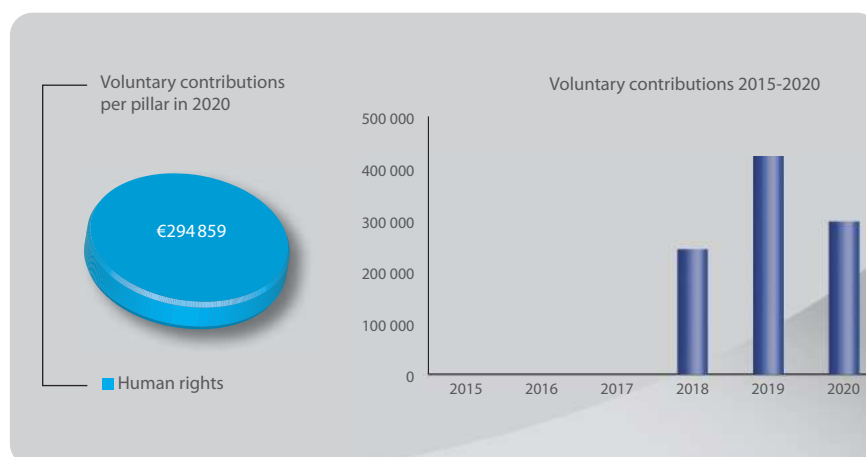
Other sources ranking:

7/11



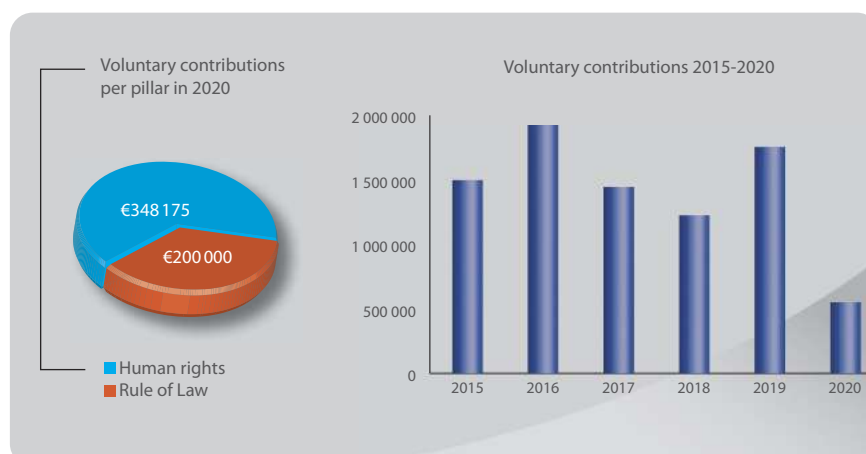
Fund to End Violence Against Children

Voluntary contribution:
€294 859
Other sources ranking:
3/11



Human Rights Trust Fund (HRTF)*

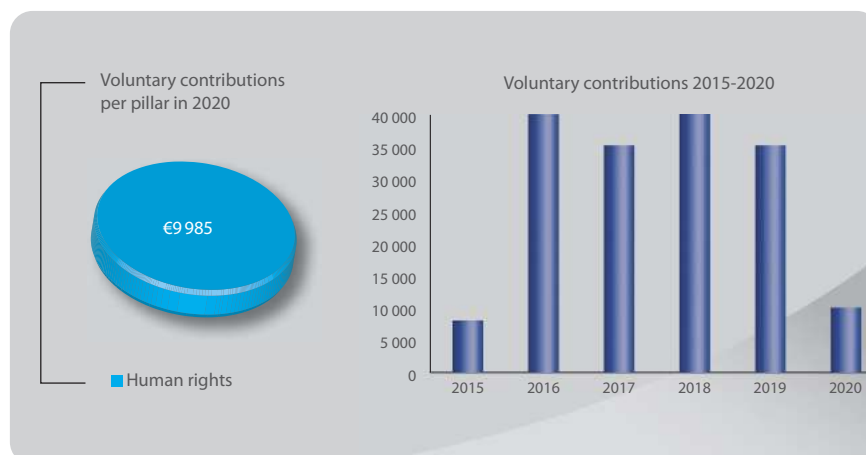
Voluntary contribution:
€548 175
Other sources ranking:
2/11



* Contributor countries:
Finland, Germany, Luxembourg,
the Netherlands, Norway, Switzerland,
the United Kingdom

Israel

Voluntary contribution:
€9 985
Other sources ranking:
9/11



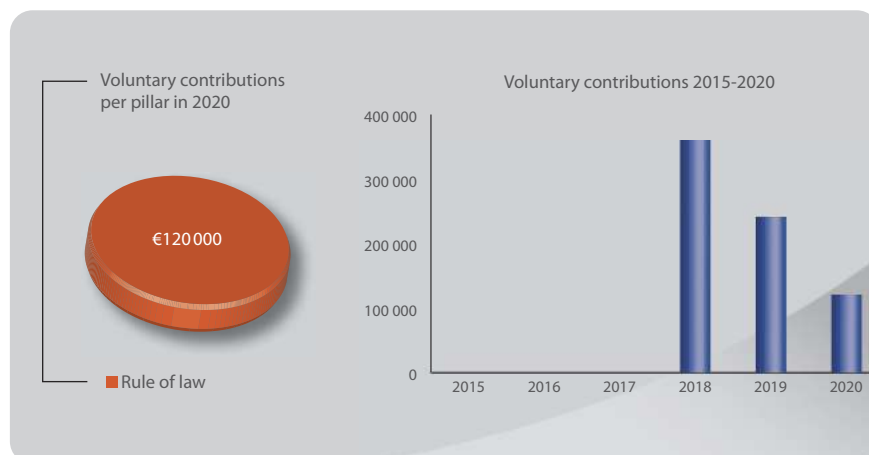
Qatar

Voluntary contribution:

€120 000

Other sources ranking:

4/11



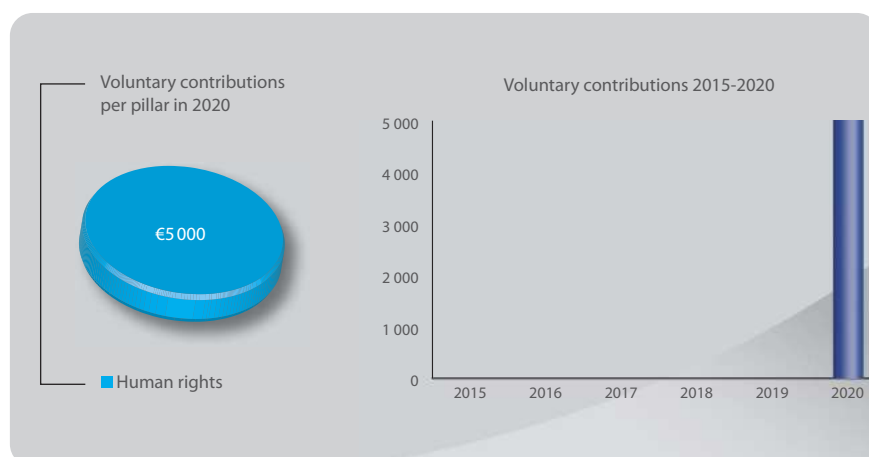
Republic of Korea

Voluntary contribution:

€5 000

Other sources ranking:

11/11



APPENDIX 2

Tables

2.1. Voluntary contribution receipts 2011-2020

Rank	Donor	2011 (€)	2012 (€)	2013 (€)	2014 (€)	2015 (€)	2016 (€)	2017 (€)	2018 (€)	2019 (€)	2020 (€)	Total (€)
1	European Union	24 543 762.13	23 437 238.21	20 867 155.45	23 352 971.21	28 051 261.73	43 211 634.34	38 622 884.25	29 273 359.43	46 502 842.13	47 030 838.29	324 893 947.17
2	Norway	1 676 536.65	2 563 697.23	4 364 762.00	5 510 488.80	4 702 797.55	5 884 900.74	7 802 716.41	8 643 338.40	8 245 876.00	6 339 228.56	55 734 342.34
3	Sweden	1 509 419.98	2 454 681.95	257 507.04	1 508 388.70	3 026 054.15	2 598 196.21	1 214 162.73	3 225 173.58	6 525 433.08	2 855 886.75	25 174 904.17
4	Human Rights Trust Fund ¹	1 166 637.00	1 693 365.00	2 620 000.00	2 644 075.39	1 491 648.81	1 924 454.44	1 437 446.95	1 217 220.00	1 744 000.00	548 175.00	16 487 022.59
5	Denmark	1 340 953.70	537 318.38	3 031 472.23	1 672 846.61	5 043 819.73	121 212.88	1 601 584.24	2 257 135.35	501 508.55	0.00	16 107 851.67
6	Switzerland	457 297.87	1 129 770.77	1 108 550.17	1 252 537.70	2 429 251.93	1 229 641.33	2 384 893.98	849 984.10	1 618 756.18	1 090 112.17	13 550 796.20
7	Germany	1 170 730.00	285 660.00	810 996.16	476 968.45	685 125.30	449 388.50	305 000.00	1 150 009.00	2 084 389.00	2 644 411.00	10 062 677.41
8	France	634 059.72	718 350.00	730 877.71	471 938.84	689 506.75	668 912.42	548 794.58	627 653.00	1 814 074.35	1 066 384.25	7 970 551.62
9	United States of America	70 500.00	1 127 690.72	90 812.81	426 426.89	401 328.28	222 750.00	756 115.58	856 000.00	52 227.37	1 917 132.61	5 929 984.26
10	Finland	747 429.82	726 527.18	593 203.18	563 030.83	801 122.18	334 987.80	285 865.44	354 630.11	847 358.23	305 783.48	5 559 938.25
11	United Kingdom	9 950.00	223 498.38	174 635.42	303 363.73	402 137.03	1 041 539.34	734 674.10	1 438 845.50	755 850.88	238 279.81	5 322 774.19
12	Belgium	109 800.21	179 000.00	178 134.38	49 753.15	82 500.00	130 228.42	174 179.61	2 115 386.52	25 000.00	2 244 000.00	5 287 982.29
13	European Economic Area (EEA) ²	315 350.00	135 150.00	449 710.81	265 516.00	325 376.00	218 550.00	746 512.00	892 908.00	595 230.79	595 189.58	4 539 493.18
14	Canada	0.00	0.00	914 425.06	0.00	0.00	0.00	0.00	0.00	1 684 180.54	1 910 558.38	4 509 163.98
15	Luxembourg	57 332.41	275 168.02	372 308.33	116 539.09	366 093.74	492 369.12	141 695.91	441 755.29	693 553.15	292 751.29	3 249 566.35
16	Netherlands	221 795.00	685 064.50	277 050.00	107 500.00	354 995.00	237 500.00	200 000.00	365 109.42	299 000.00	318 327.51	3 066 341.43
17	Austria	18 000.00	57 834.83	361 500.00	91 500.00	39 000.00	66 683.98	29 000.00	1 019 404.08	10 000.00	1 233 500.00	2 926 422.89
18	Italy	323 523.78	168 078.77	108 404.88	265 037.73	54 869.50	398 639.58	323 000.00	305 271.00	330 161.33	215 722.67	2 492 709.24
19	Turkey	50 000.00	50 000.00	100 000.00	325 934.04	808 329.90	215 098.23	50 000.00	142 065.96	256 885.45	13 000.00	2 011 313.58
20	Ireland	225 000.00	80 000.00	150 000.00	87 269.14	166 374.77	165 021.10	153 434.57	168 650.32	171 922.00	249 336.21	1 617 008.11
21	Romania	130 000.00	120 000.00	65 281.58	611 942.31	276 796.68	255 505.43	37 942.00	13 120.94	604.51	0.00	1 511 193.45
22	Portugal	174 505.40	142 582.00	31 500.00	41 500.00	106 500.00	115 000.00	125 000.00	150 000.00	200 000.00	191 739.49	1 278 326.89
23	Liechtenstein	130 494.35	116 461.04	117 962.92	88 287.72	128 948.07	122 609.60	122 909.75	223 859.70	96 957.94	101 829.81	1 250 320.90
24	Monaco	118 175.69	109 065.06	64 967.62	101 000.00	97 255.19	83 252.46	129 316.86	154 332.84	120 000.00	152 289.36	1 129 655.08
25	Bulgaria	5 000.00	3 000.00	184 125.00	266 097.54	466 411.27	48 423.92	9 980.49	14 868.93	1 000.00	4 567.28	1 003 474.43
26	Fund to End Violence Against Children	0.00	0.00	0.00	0.00	0.00	0.00	0.00	241 117.75	423 116.17	294 859.42	959 093.34
27	Czech Republic	8 000.00	16 000.00	30 000.00	148 193.50	175 555.91	71 100.51	117 874.74	128 159.99	108 083.62	112 293.75	915 262.02
28	Poland	116 200.78	70 065.44	145 000.00	117 481.49	147 209.79	190 501.38	10 000.00	77 496.46	10 000.00	30 856.15	914 811.49
29	Slovak Republic	2 000.00	2 000.00	20 953.16	16 870.43	86 968.76	12 798.61	611 401.15	147 708.90	3 000.00	5 000.00	908 701.01
30	Japan	45 000.00	45 206.00	45 000.00	345 000.00	45 000.00	41 410.00	45 000.00	55 000.00	45 000.00	98 442.00	810 058.00
31	Qatar	0.00	0.00	0.00	0.00	0.00	0.00	0.00	360 000.00	240 000.00	120 000.00	720 000.00
32	Russian Federation	53 170.80	111 670.20	111 234.14	118 748.86	49 548.13	54 739.23	45 391.33	40 648.26	40 446.91	40 913.92	666 511.78
33	Spain	34 000.00	0.00	56 500.00	0.00	0.00	14 000.00	5 000.00	5 000.00	182 500.00	292 500.00	589 500.00
34	Georgia	690.59	0.00	0.00	0.00	0.00	0.00	0.00	415.00	500 000.00	28 000.00	529 105.59
35	Cyprus	86 523.19	5 221.00	3 221.00	2 200.00	4 220.00	14 944.08	103 649.84	87 332.84	67 806.01	88 000.00	463 117.96
36	Croatia	19 802.78	1 000.00	12 979.38	183 218.13	177 032.83	23 563.49	5 506.92	19 526.85	5 537.01	1 000.00	449 167.39
37	Andorra	24 651.51	24 200.00	53 833.87	22 250.00	35 011.19	23 356.28	73 068.31	24 016.89	25 000.00	74 646.73	380 034.78
38	Ukraine	0.00	0.00	0.00	0.00	0.00	0.00	0.00	348 416.34	0.00	0.00	348 416.34
39	Latvia	0.00	0.00	0.00	93 532.59	67 355.07	11 172.47	150 000.00	7 814.42	15 000.00	0.00	344 874.55
40	Estonia	28 561.07	17 000.00	20 000.00	55 000.00	61 807.89	66 717.48	25 000.00	37 887.84	0.00	19 000.00	330 974.28
41	Iceland	0.00	1 891.07	60 468.74	62 048.52	58 603.50	9 250.18	0.00	10 000.00	112 911.30	10 000.00	325 173.31
42	A.G. Leventis Foundation	0.00	0.00	70 000.00	104 616.00	104 616.00	34 872.00	0.00	0.00	0.00	0.00	314 104.00

1. Finland, Germany, Luxembourg, the Netherlands, Norway, Switzerland, the United Kingdom.

2. Iceland, Liechtenstein, Norway.

2.1. Voluntary contribution receipts 2011-2020

Rank	Donor	2011 (€)	2012 (€)	2013 (€)	2014 (€)	2015 (€)	2016 (€)	2017 (€)	2018 (€)	2019 (€)	2020 (€)	Total (€)
43	Azerbaijan	23 355.77	15 775.96	6 656.62	218 880.00	13 374.71	6 192.31	0.00	12 841.24	0.00	0.00	297 076.61
44	Hungary	5 000.00	6 328.22	125 094.49	14 206.89	44 700.97	40 344.45	15 000.00	35 301.48	10 000.00	0.00	295 976.50
45	Holy See	80 000.00	80 393.00	0.00	69 441.00	0.00	0.00	30 000.00	30 000.00	0.00	0.00	289 834.00
46	Israel	0.00	17 500.00	36 630.00	64 920.00	7 985.00	39 945.00	35 000.00	40 000.00	35 000.00	9 985.00	286 965.00
47	Open Society Foundations	196 722.50	65 921.68	15 720.44	0.00	0.00	0.00	0.00	0.00	0.00	0.00	278 364.62
48	Australia	0.00	0.00	0.00	0.00	0.00	0.00	0.00	0.00	254 922.88	22 500.00	277 422.88
49	Aga Khan Development Network	0.00	0.00	0.00	0.00	50 000.00	50 000.00	50 000.00	50 000.00	50 000.00	20 000.00	270 000.00
50	Malta	0.00	0.00	5 000.00	43 074.60	38 716.40	22 735.49	25 000.00	52 262.68	393.28	3 887.06	191 069.51
51	Isle of Man	0.00	0.00	35 000.00	21 400.00	0.00	36 730.00	25 000.00	30 000.00	30 000.00	0.00	178 130.00
52	Supporters of Civil Society in Russia	0.00	0.00	136 849.12	20 741.71	0.00	0.00	0.00	0.00	0.00	0.00	157 590.83
53	World Lottery Association	0.00	0.00	0.00	0.00	0.00	0.00	0.00	115 323.50	39 302.61	0.00	154 626.11
54	Gibraltar	0.00	0.00	0.00	0.00	0.00	24 000.00	25 000.00	0.00	103 000.00	0.00	152 000.00
55	States of Guernsey	0.00	0.00	35 000.00	21 400.00	0.00	36 730.00	25 000.00	0.00	25 000.00	0.00	143 130.00
55	States of Jersey	0.00	0.00	35 000.00	21 400.00	0.00	36 730.00	25 000.00	25 000.00	0.00	0.00	143 130.00
56	International Union of Railways	133 000.00	0.00	0.00	0.00	0.00	0.00	0.00	0.00	0.00	0.00	133 000.00
57	Organisation internationale de la Francophonie	30 000.00	70 500.00	10 880.00	0.00	0.00	2 206.97	12 000.00	2 996.00	0.00	0.00	128 582.97
58	Lithuania	0.00	0.00	1 000.00	0.00	10 000.00	20 000.00	35 000.00	33 964.64	10 000.00	5 000.00	114 964.64
59	World Bank	114 885.82	0.00	0.00	0.00	0.00	0.00	0.00	0.00	0.00	0.00	114 885.82
60	Serbia	1 941.21	3 000.00	8 474.54	13 114.31	12 000.00	18 829.54	15 722.99	10 383.82	7 415.00	7 000.00	97 881.41
61	Japan Foundation	32 000.00	31 000.00	5 841.83	9 934.36	0.00	13 665.75	0.00	0.00	0.00	0.00	92 441.94
62	Microsoft Corporation	36 108.90	0.00	0.00	50 000.00	0.00	0.00	0.00	0.00	0.00	0.00	86 108.90
63	Zurich University of Teacher Education	0.00	0.00	0.00	0.00	0.00	0.00	0.00	0.00	84 238.53	0.00	84 238.53
64	Greece	19 983.98	0.00	11 005.70	0.00	0.00	0.00	52 755.50	0.00	0.00	0.00	83 745.18
65	European lotteries	0.00	0.00	0.00	0.00	0.00	0.00	0.00	40 000.00	40 000.00	0.00	80 000.00
65	Union of European Football Associations	48 000.00	32 000.00	0.00	0.00	0.00	0.00	0.00	0.00	0.00	0.00	80 000.00
66	Slovenia	7 049.13	0.00	0.00	0.00	0.00	19 079.00	0.00	18 845.77	21 000.00	10 000.00	75 973.90
67	Charta 77 Foundation	0.00	0.00	7 500.00	7 500.00	7 500.00	7 500.00	7 500.00	7 500.00	7 500.00	7 500.00	60 000.00
67	Moscow State Linguistic University	0.00	0.00	40 000.00	0.00	0.00	0.00	5 000.00	5 000.00	10 000.00	0.00	60 000.00
68	United Nations	0.00	0.00	0.00	2 500.00	12 000.00	43 492.00	0.00	0.00	0.00	0.00	57 992.00
69	Václav Havel Library	0.00	0.00	7 500.00	7 500.00	7 500.00	7 500.00	7 500.00	7 500.00	7 500.00	0.00	52 500.00
70	Mexico	0.00	0.00	0.00	0.00	0.00	0.00	0.00	49 975.00	0.00	0.00	49 975.00
71	Armenia	0.00	6 836.32	30 000.00	0.00	0.00	0.00	0.00	11 747.84	0.00	202.65	48 786.81
72	Caixa Foundation	0.00	0.00	15 000.00	29 278.40	0.00	0.00	0.00	0.00	0.00	0.00	44 278.40
73	San Marino	998.50	0.00	0.00	0.00	1 300.37	0.00	0.00	40 000.00	1 000.00	0.00	43 298.87
74	European Cultural Foundation (ECF)	0.00	0.00	0.00	0.00	36 000.00	4 000.00	0.00	0.00	0.00	0.00	40 000.00
74	Jugend für Europa	0.00	40 000.00	0.00	0.00	0.00	0.00	0.00	0.00	0.00	0.00	40 000.00
75	International Youth Service of the Federal Republic of Germany (IYAB)	0.00	19 000.00	0.00	20 000.00	0.00	0.00	0.00	0.00	0.00	0.00	39 000.00

2.1. Voluntary contribution receipts 2011-2020

Rank	Donor	2011 (€)	2012 (€)	2013 (€)	2014 (€)	2015 (€)	2016 (€)	2017 (€)	2018 (€)	2019 (€)	2020 (€)	Total (€)
76	Central European Initiative (CEI)	30 000.00	0.00	0.00	0.00	0.00	0.00	0.00	0.00	0.00	0.00	30 000.00
76	Comité national olympique et sportif français	0.00	0.00	0.00	0.00	0.00	0.00	0.00	0.00	30 000.00	0.00	30 000.00
77	Cassa di Risparmio di Firenze	0.00	10 000.00	15 000.00	0.00	0.00	0.00	0.00	0.00	0.00	0.00	25 000.00
78	Faroe Islands	0.00	0.00	0.00	0.00	0.00	0.00	5 000.00	0.00	5 000.00	10 000.00	20 000.00
78	Française des jeux	0.00	0.00	0.00	0.00	0.00	0.00	0.00	0.00	20 000.00	0.00	20 000.00
78	Visa Europe	0.00	20 000.00	0.00	0.00	0.00	0.00	0.00	0.00	0.00	0.00	20 000.00
79	French National Gambling Authority (ANJ)	0.00	0.00	0.00	0.00	0.00	0.00	0.00	0.00	0.00	15 000.00	15 000.00
80	University of Graz	0.00	0.00	12 000.00	2 884.17	0.00	0.00	0.00	0.00	0.00	0.00	14 884.17
81	University of Vienna	0.00	11 582.40	2 895.60	0.00	0.00	0.00	0.00	0.00	0.00	0.00	14 478.00
82	University of Nottingham	0.00	0.00	0.00	0.00	0.00	12 639.32	0.00	0.00	0.00	0.00	12 639.32
83	Montenegro	3 262.97	0.00	0.00	0.00	0.00	0.00	0.00	7 332.84	1 667.16	0.00	12 262.97
84	Morocco	0.00	0.00	0.00	10 000.00	0.00	0.00	0.00	0.00	0.00	0.00	10 000.00
84	Réseau GDS	0.00	0.00	0.00	0.00	0.00	0.00	0.00	0.00	10 000.00	0.00	10 000.00
84	Strasbourg événements	0.00	0.00	0.00	0.00	0.00	0.00	0.00	0.00	10 000.00	0.00	10 000.00
85	Nordic Council of Ministers	0.00	0.00	6 979.62	0.00	0.00	0.00	1 380.22	0.00	0.00	0.00	8 359.84
86	Eurach Research	0.00	0.00	0.00	0.00	0.00	0.00	0.00	0.00	7 560.00	0.00	7 560.00
87	Coopérative internationale de recherche et d'action en matière de communication (CIRCOM)	0.00	0.00	0.00	0.00	0.00	6 000.00	0.00	0.00	0.00	0.00	6 000.00
88	Republic of Korea	0.00	0.00	0.00	0.00	0.00	0.00	0.00	0.00	0.00	5 000.00	5 000.00
89	Bosnia and Herzegovina	3 390.59	0.00	0.00	0.00	0.00	0.00	0.00	0.00	1 600.36	0.00	4 990.95
90	Republic of Moldova	2 000.00	0.00	0.00	0.00	0.00	724.08	0.00	1 000.00	0.00	0.00	3 724.08
91	Individual Donors	0.00	0.00	3 056.54	0.00	0.00	0.00	0.00	0.00	0.00	0.00	3 056.54
91	International Association of Former Council of Europe Staff Members	0.00	0.00	0.00	0.00	0.00	2 000.00	0.00	0.00	0.00	0.00	2 000.00
92	JACET (The Japan Association of College English Teachers)	1 500.00	0.00	0.00	0.00	0.00	0.00	0.00	0.00	0.00	0.00	1 500.00
92	National Park Donau-Auen	1 500.00	0.00	0.00	0.00	0.00	0.00	0.00	0.00	0.00	0.00	1 500.00
93	Albania	0.00	0.00	0.00	0.00	0.00	0.00	0.00	1 332.84	0.00	0.00	1 332.84
94	Anna Lindh Foundation	0.00	0.00	0.00	1 000.00	0.00	0.00	0.00	0.00	0.00	0.00	1 000.00
95	Goldsmiths College	600.00	0.00	0.00	0.00	0.00	0.00	0.00	0.00	0.00	0.00	600.00
TOTAL		36 396 153.80	37 743 293.33	39 262 617.54	42 519 248.83	52 260 510.08	61 255 969.46	59 525 860.45	58 118 930.66	77 777 312.32	72 890 630.18	537 750 526.65

2.2. Voluntary contribution receipts in 2020

Donor	Total (€)	Donor	Total (€)
European Union (EU)	47 030 838.29	Japan	98 442.00
Norway	6 339 228.56	Cyprus	88 000.00
Sweden	2 855 886.75	Andorra	74 646.73
Germany	2 644 411.00	Russian Federation	40 913.92
Belgium	2 244 000.00	Poland	30 856.15
United States of America	1 917 132.61	Georgia	28 000.00
Canada	1 910 558.38	Australia	22 500.00
Austria	1 233 500.00	Aga Khan Development Network	20 000.00
Switzerland	1 090 112.17	Estonia	19 000.00
France	1 066 384.25	French National Gambling Authority (ANJ)	15 000.00
EEA Grants ¹	595 189.58	Turkey	13 000.00
Human Rights Trust Fund ²	548 175.00	Faroe Islands	10 000.00
Netherlands	318 327.51	Iceland	10 000.00
Finland	305 783.48	Slovenia	10 000.00
Fund to End Violence Against Children	294 859.42	Israel	9 985.00
Luxembourg	292 751.29	The Charta 77 Foundation	7 500.00
Spain	292 500.00	Serbia	7 000.00
Ireland	249 336.21	Lithuania	5 000.00
United Kingdom	238 279.81	Slovak Republic	5 000.00
Italy	215 722.67	Republic of Korea	5 000.00
Portugal	191 739.49	Bulgaria	4 567.28
Monaco	152 289.36	Malta	3 887.06
Qatar	120 000.00	Croatia	1 000.00
Czech Republic	112 293.75	Armenia	202.65
Liechtenstein	101 829.81		
		GRAND TOTAL	€72 890 630.18

1. Iceland, Liechtenstein, Norway.

2. Finland, Germany, Luxembourg, the Netherlands, Norway, Switzerland, the United Kingdom.

2.3. Voluntary contribution receipts in 2020 per pillar

Donor	Human Rights (€)	Rule of Law (€)	Democracy (€)	Action plan-level funding (€)	Non-specified funding (€)	Total (€)
European Union (EU)	15 911 374.49	23 512 366.58	7 607 097.22			47 030 838.29
Norway	1 147 972.26		209 980.35	4 499 307.53	481 968.42	6 339 228.56
Sweden	444 339.49	294 788.59	192 877.05	1 923 881.62		2 855 886.75
Germany	884 300.00	60 111.00	400 000.00	1 300 000.00		2 644 411.00
Belgium	200 000.00		44 000.00		2 000 000.00	2 244 000.00
United States of America	5 000.00	1 912 132.61				1 917 132.61
Canada		187 181.11		1 723 377.27		1 910 558.38
Austria			1 233 500.00			1 233 500.00
Switzerland	20 000.00	90 000.00	454 314.76	525 797.41		1 090 112.17
France	95 000.00	120 000.00	851 384.25			1 066 384.25
EEA Grants ¹					595 189.58	595 189.58
Human Rights Trust Fund ²	348 175.00	200 000.00				548 175.00
Netherlands	80 000.00	50 000.00	43 327.51	145 000.00		318 327.51
Finland	119 679.61		95 343.00	90 760.87		305 783.48
Fund to End Violence Against Children	294 859.42					294 859.42
Luxembourg	65 000.00		77 751.29	150 000.00		292 751.29
Spain	17 500.00	210 000.00	35 000.00	30 000.00		292 500.00
Ireland	129 336.21			120 000.00		249 336.21
United Kingdom	173 279.81	65 000.00				238 279.81
Italy	5 000.00	130 722.67	80 000.00			215 722.67
Portugal	35 000.00	25 000.00	131 739.49			191 739.49
Monaco	102 289.36	5 000.00	45 000.00			152 289.36
Qatar		120 000.00				120 000.00
Czech Republic	25 000.00		38 000.00	49 293.75		112 293.75
Liechtenstein	22 943.36		18 284.70	60 601.75		101 829.81
Japan	73 442.00	25 000.00				98 442.00
Cyprus	70 000.00	10 000.00	8 000.00			88 000.00
Andorra	17 096.73	25 000.00	32 550.00			74 646.73
Russian Federation		40 913.92				40 913.92
Poland		30 856.15				30 856.15

1. Iceland, Liechtenstein, Norway.

2. Finland, Germany, Luxembourg, the Netherlands, Norway, Switzerland, the United Kingdom.

2.3. Voluntary contribution receipts in 2020 per pillar

Donor	Human Rights (€)	Rule of Law (€)	Democracy (€)	Action plan-level funding (€)	Non-specified funding (€)	Total (€)
Georgia	28 000.00					28 000.00
Australia	22 500.00					22 500.00
Aga Khan Development Network			20 000.00			20 000.00
Estonia		15 000.00	4 000.00			19 000.00
French National Gambling Authority (ANJ)		15 000.00				15 000.00
Turkey	13 000.00					13 000.00
Faroe Islands	10 000.00					10 000.00
Iceland	10 000.00					10 000.00
Slovenia	10 000.00					10 000.00
Israel	9 985.00					9 985.00
Charta 77 Foundation			7 500.00			7 500.00
Serbia			7 000.00			7 000.00
Lithuania	5 000.00					5 000.00
Slovak Republic			5 000.00			5 000.00
Republic of Korea	5 000.00					5 000.00
Bulgaria			4 567.28			4 567.28
Malta			3 887.06			3 887.06
Croatia			1 000.00			1 000.00
Armenia	202.65					202.65
TOTAL	€20 400 275.39	€27 144 072.63	€11 651 103.96	€10 618 020.20	€3 077 158.00	€72 890 630.18

2.4. Voluntary contribution receipts in 2020 per beneficiary

Beneficiary country	€	%
Multilateral	21 493 806.15	29.49%
Turkey	8 922 713.54	12.24%
Ukraine	5 120 067.12	7.02%
Georgia	4 181 459.33	5.74%
Tunisia	3 721 710.78	5.11%
Serbia	3 513 393.60	4.82%
Armenia	3 237 320.10	4.44%
Bosnia and Herzegovina	2 402 431.65	3.30%
Republic of Moldova	2 379 070.65	3.26%
Kosovo*	2 081 020.63	2.85%
Albania	1 842 115.95	2.53%
Montenegro	1 838 655.21	2.52%
North Macedonia	1 667 013.73	2.29%
Morocco	1 195 871.72	1.64%
Azerbaijan	1 097 425.80	1.51%
Belarus	895 544.63	1.23%
Romania	848 804.19	1.16%
Slovakia	727 408.01	1.00%
Russian Federation	705 048.16	0.97%
Cyprus	640 437.89	0.88%
Jordan	515 830.60	0.71%
Algeria	515 830.60	0.71%
Lebanon	515 830.60	0.71%
Bulgaria	354 914.08	0.49%
Czech Republic	324 735.05	0.45%
Lithuania	259 853.95	0.36%
Palestine**	215 830.60	0.30%
Egypt	215 830.60	0.30%
Libya	215 830.58	0.30%
Spain	210 489.16	0.29%
Greece	210 000.00	0.29%
Slovenia	199 734.45	0.27%
Latvia	199 734.45	0.27%
Croatia	150 000.00	0.21%
Malta	119 840.67	0.16%
Hungary	106 065.85	0.15%
United Kingdom	48 960.10	0.07%
GRAND TOTAL	€72 890 630.18	100%

Extra-budgetary contributions are an essential resource for the Council of Europe and they are the main source of funding for the Organisation's technical assistance and co-operation activities. The steady increase in extra-budgetary resources in recent years enabled the Council of Europe to increase the impact of its co-operation work in the member states and beyond. These resources also supported the Organisation's contribution to the achievement of the UN Agenda 2030 for Sustainable Development.

In 2020, donors contributed €72.9 million to the Council of Europe's work. This brochure gives an overview of the 2020 receipts and a profile of each donor. An analysis of the funds and their use shows how the Organisation has been able to achieve concrete results through partnerships with donors.

Contact at Council of Europe Secretariat:
Resource Mobilisation and Donor Relations
Office of the Directorate General of Programmes
Avenue de l'Europe
F-67075 Strasbourg Cedex
RMDR@coe.int

PREMS 11 4421

ENG

www.coe.int

The Council of Europe is the continent's leading human rights organisation.

It comprises 47 member states, including all members of the European Union.

All Council of Europe member states have signed up to the European Convention on Human Rights, a treaty designed to protect human rights, democracy and the rule of law.

The European Court of Human Rights oversees the implementation of the Convention in the member states.