



## PESTALOZZI TRAINING RESOURCES



---

RESPECT – Responsible attitudes and behaviour  
in the virtual social space (RESP)  
**Respect in the cyberspace:  
learning about respect and teaching it  
forward**  
by

**Author:** Maria Silva - Portugal

**Editor:** Ana Žnidarec Čučković

Last edition: March, 2015

---

The opinions expressed in this work are the responsibility of the authors and do not necessarily reflect the official policy of the Council of Europe.

---

This training unit has been developed in the trainer training course : « Respect - Responsible attitudes and behaviour in the virtual social space (RESP) » organised by the [Pestalozzi Programme](#) of the [Council of Europe](#) in cooperation with the “[European Youth Foundation](#)”.



# Respect in the cyberspace: learning about respect and teaching it forward

## Brief description

This is a short-term awareness-raising project aimed at empowering students to benefit from the positive aspects of the Internet, mobile technologies and social networking whilst avoiding the potential risks when interacting in the cyberspace which offers teenagers lots of new virtual places to meet friends and socialize. Issues of respect, personal data protection, privacy, online grooming, cyberbullying, copyrights, electronic spamming will be covered through a variety of activities and micro research projects carried out collaboratively by different eTwinning groups. We will make inquiries, interview teenagers and parents, make awareness-raising videos and leaflets on the issues, organise a competition for short story or poem writing. In the end of the project, we will try to promote an e-safety workshop or conference in order to disseminate the results of the project addressed to other students and parents.

## Expected outcomes

- ✓ Learners will raise awareness to the affordances and the risks young people are exposed to when interacting in the cyberspace
- ✓ We will emphasize responsible use of electronic tools and the social virtual space to communicate respectfully, collaborate with others
- ✓ We will work on development of respectful and responsible attitudes, critical-thinking and decision-making skills relating to Internet use or online interaction grounded on the values of human rights
- ✓ Learners will improved communicative competences in the foreign language
- ✓ We will gain acquisition of strategies to properly deal with privacy related issues and risks that permeate in the cyberspace
- ✓ We will work on development of social skills and autonomous learning strategies
- ✓ Learners will gain willingness to work together with others and become actively involved (A\_COOP\_2)
- ✓ Learners will adopt readiness to strive for mutual understanding and meaningful dialogue (A\_SELF\_5)
- ✓ Learners will get ability to communicate across all types of borders and to negotiate meaning (S\_DIV\_1)
- ✓ Learners will deal with self-knowledge and introspection (K\_SELF\_1)

## Activities

	<b>Duration</b>	<b>Methods used</b>
Activity 0: <b>Preparation</b>	<b>2 weeks</b>	Research, registration on the eTwinning platform
Activity 1: <b>Warm up</b>	<b>180 minutes</b>	Brainstorming, research result
Activity 2: <b>Introduction</b>	<b>90 minutes</b>	Class activity, Video watching followed by whole class discussion
Activity 3: <b>Collaborative writing</b>	<b>2 weeks</b>	Collaborative eTwinning group work, Individual assignment for the poem writing
Activity 4: <b>School competition</b>	<b>6 weeks</b>	Presenting the competition, Launching of the Creative Writing Competition
Activity 5: <b>eTwinning project work</b>	<b>10 weeks</b>	Research: Reading, analyzing, collecting information, Selecting information, Creating final product, presentation, Publishing the outcomes , School exhibition
Activity 6: <b>Commemoration of Safer Internet Day 2014</b>	<b>1 week</b>	Whole School activity, European Club, Class activity
Activity 7: <b>Open school day</b>	<b>270 minutes</b>	Two Conferences, Exhibitions, Online Publishing, Distribution of material

## Background and context

Overall, this project holds the expectation to contribution to the development of the following key competences for lifelong learning (Source: Recommendation 2006/962/EC of the European Parliament and of the Council of 18 December 2006 on key competences for lifelong learning [Official Journal L 394 of 30.12.2006]):

- communication in foreign languages, which involves intercultural understanding and sensitivity;
- digital competence involving the confident and critical use of information society technology (IST) and thus skills in information and communication technology (ICT);
- learning to learn, consisting in the ability to organise one's own learning, either individually or in groups, in accordance with one's own needs, and awareness of methods and opportunities;
- social and civic competences, which refers to personal, interpersonal and intercultural competence and all forms of behaviour that equip individuals to participate in an effective and constructive way in social life in the virtual space and in actual life. Pupils will have to develop an understanding of codes of conduct and customs in the different environments.

Civic competence, and particularly knowledge of social and political concepts and structures (democracy, justice, equality, citizenship and civil rights), equips individuals to engage in active and democratic participation;

- sense of initiative and entrepreneurship which involves creativity, innovation and risk-taking, as well as the ability to plan and manage projects in order to achieve objectives.
- cultural awareness and expression, which comprises the appreciation of the creative expression of ideas, experiences and emotions in a range of media (music and visual arts).

These competences will implicate:

#### A- Knowledge of

1. Foreign languages;
2. Rules for social and intercultural interaction;
3. Other cultures;
4. Different types of electronic tools for interacting, editing and publishing;
5. Politeness strategies (netiquette);
6. The benefits and the risks of the cyberspace;
7. General terms of use and privacy of social networks like Google, Twitter, Tumblr etc.
8. Strategies to properly deal with privacy related issues;
9. Copyrights and Creative Commons Licenses to protect intellectual property;
10. Organisations and support groups intended to protect and support people from harassment in the cyberspace.

#### B- Skills

1. Communication skills in foreign languages and especially in English;
2. Ability in using new electronic tools to interact and collaborate with others and to improve the quality of their school assignments;
3. Ability to take others' perspective to widen their own understanding on any matter;
4. Critical cultural awareness to recognise the validity and reliability of the information sources on the cyberspace and to respect copyrights;
5. Learning of coping strategies to manage situations of cyberbullying.

#### C- Attitudes

1. Respect for others by adapting the language to their audience;
2. Interest in their partners and their culture;
3. Respect for different learning styles;
4. Willingness to solve communication problems;
5. Appreciation of cultural differences;
6. Avoidance of "face threatening acts" in order to preserve the face of the 'other' (be respectful and carefully choose the language used to avoid intercultural misunderstandings);
7. Respect and protection of intellectual property;
8. Awareness towards different forms of cyberbullying in social networks or online games.

## Activity 0: Launching of the eTwinning project “Respect in the Cyberspace”

Duration: 2 weeks

<p>Expected outcome</p> <ul style="list-style-type: none"> <li>✓ To launch an eTwinning collaborative project on the theme Respect in cyberspace</li> <li>✓ To make participants understand the theme the aims and the expected outcomes of the project</li> <li>✓ To provide the participants with a pedagogical virtual classroom (Twinspace) that will enable teachers and students to collaborate on the project in a safe online environment</li> <li>✓ To foster the pedagogical use of ICT in the teaching and learning process</li> </ul>
<p>Methods/ techniques used</p> <ul style="list-style-type: none"> <li>✓ Research</li> <li>✓ Registration on the eTwinning platform</li> </ul>
<p>Resources</p> <ul style="list-style-type: none"> <li>✓ former ePAL eTwinning project partners and new partners</li> <li>✓ European Club</li> <li>✓ Twinspace</li> </ul>
<p>Practical arrangements</p> <ul style="list-style-type: none"> <li>✓ Ensure working space (room) with Internet and projector</li> </ul>
<p>Procedure</p> <p>Step 1 (1 day)</p> <ul style="list-style-type: none"> <li>✓ Presenting the project idea as well as the timeline and the expected outcomes to the eTwinning partner schools</li> </ul> <p>Step 2 (1 day)</p> <ul style="list-style-type: none"> <li>✓ Registration of the eTwinning project “Respect in the cyberspace” (RESPECT)</li> </ul> <p>Step 3 (1 day)</p> <ul style="list-style-type: none"> <li>✓ Starting to manage the Twinspace and by creating folders for the activities that will be developed</li> </ul> <p>Step 4 (10 day )</p> <ul style="list-style-type: none"> <li>✓ Participating classes are organized into cooperative eTwinning groups (mixed-abilities). Each eTwinning group will choose a nickname, create a logo and prepare an introduction to be published in the folder “let’s meet each other” on the Respect project Twinspace</li> </ul> <p>Step 5 - Debriefing (1 day)</p> <ul style="list-style-type: none"> <li>✓ Discussions via email and Skype to recommend changes or ask for support.</li> </ul>
<p>Tips for trainers</p> <ul style="list-style-type: none"> <li>✓ Prepare a plan and send it to your prospective partners to make sure you share common aims</li> <li>✓ Give support to the teachers so that they feel more confident in using the tools</li> </ul>

## Activity 1: Brainstorming the concept of “respect”

Duration: 180 minutes /2 weeks

<p>Expected outcome</p> <ul style="list-style-type: none"><li>✓ Introduce the concept RESPECT</li><li>✓ Motivate learners to think about the concept</li><li>✓ Share different cultural perspectives on the concept and widen our own perception</li><li>✓ Prepare them for the project’s collaborative approach</li><li>✓ Raise learners’ awareness to the need to a common understanding on the concept and respectful interaction on the Twinspace</li><li>✓ Get to know and use pedagogical tools available online to brainstorm a topic</li><li>✓ Create creative visual to present the activity outcome, WORDLE, using online tool</li></ul>
<p>Methods/ techniques used</p> <ul style="list-style-type: none"><li>✓ Brainstorming</li><li>✓ Research result</li></ul>
<p>Resources</p> <ul style="list-style-type: none"><li>✓ The stormboard: <a href="https://stormboard.com/storms/start/71216/RESPECT">https://stormboard.com/storms/start/71216/RESPECT</a> (last accessed on March, 2015)</li><li>✓ Instructions published on the project Twinspace</li><li>✓ Online tools to make WORDLES <a href="http://www.tagxedo.com/app.html">http://www.tagxedo.com/app.html</a> (last accessed on March, 2015) <a href="http://www.wordle.net/create">http://www.wordle.net/create</a> (last accessed on March, 2015)</li></ul>
<p>Practical arrangements</p> <ul style="list-style-type: none"><li>✓ Classroom with Internet connection</li></ul>
<p>Procedure</p> <p>Step 1 (120 min)</p> <ul style="list-style-type: none"><li>✓ Each partner class will organise a whole class discussion on the topic “communication in the cyberspace: advantages and disadvantages” by: Inviting each eTwinning group to:<ul style="list-style-type: none"><li>- Brainstorm the topic “Respect in the Cyberspace” on a Stormboard</li><li>- Select of three words from their brainstorm that best define the concept of RESPECT</li><li>- Share the result of the group discussion in the Respect Stormboard to the class</li></ul></li></ul> <p>Step 2 - Debriefing (60 min)</p> <ul style="list-style-type: none"><li>✓ Follow up: Create a visual or a Wordle based on the results of the brainstorming</li><li>✓ Publishing the report and discussing the results</li><li>✓ Comparing results</li><li>✓ The ideas collected will serve following activity for creative writing and creating visuals</li></ul>
<p>Tips for trainers</p> <ul style="list-style-type: none"><li>✓ Give support to the teachers who might need</li><li>✓ Give an example by starting the activity</li></ul>

## Activity 2: Introduction to the theme “Respect in the cyberspace”

Duration: 1 week

### Expected outcome

- ✓ Educate and empower learners with knowledge that will enable them to assertively protect themselves and respect others while communicating in the cyberspace
- ✓ Establish a common understanding on the concept of respect grounded on the values of human rights
- ✓ Understand the need for a social code of conduct for social interaction whether in face to face or virtual interaction
- ✓ Raise learners’ awareness to the dangers they may face in the cyberspace (harassment, discrimination, cyberbullying, and the process of grooming, used by cyber predators)
- ✓ Get to know the No Hate Speech Movement and understand the importance of youth action in the battle against disrespectful attitudes in the cyberspace
- ✓ Develop creative writing skills in foreign language (English)
- ✓ Foster student’s creativity to express themselves

### Methods/ techniques used

- ✓ Class activity
- ✓ Video watching followed by whole class discussion
- ✓ Whole class discussion on the results of the RESPECT Brainstorm
- ✓ eTwinning Group work: Creating visuals to illustrate their notion of RESPECT
- ✓ Follow-up: writing a poem

### Resources

- ✓ RESPECT Twinspace <http://new-twinspace.etwinning.net/web/p102253/homepage> (last accessed on March, 2015)
- ✓ RESP- Pestalozzi Training course activity “Respect Statements to debate”
- ✓ No Hate Speech Movement official Campaign video <https://www.youtube.com/watch?v=35rAykWyPrg> (last accessed on March, 2015)

### Practical arrangements

- ✓ eTwinning groups are previously registered as members on the RESPECT Twinspace and will access the Twinspace to get familiar with it.

### Procedure

#### Step 1 (90 min)

- ✓ The classes will analyse a set of quotes related to the theme and agree on common understanding for the concept and do the activity proposed.

#### Step 2 (90 min)

- ✓ The classes will watch the NO Hate SPEECH Movement Campaign video and teacher elicits the message conveyed

- ✓ A whole class debate will be set to discuss the difference between social interaction face to face and social interaction mediated by computer;

#### Step 3 (60 min)

- ✓ Learners will proceed discussing issues related to respect in the cyberspace by identifying topics related to the theme that they will choose from for their Project Work: personal data protection, privacy, online grooming, cyberbullying, copyrights, electronic spamming etc...These topics are registered as new threads in the discussion forum of the Twinspace “Matching eTwinning groups for collaborative work”

#### Step 4 - (60 min)

- ✓ Follow-up: Each eTwinning group will choose one of the topics listed on the Twinspace forum for their project work and publish a statement of interest in the Respect Project Twinspace’s discussion forum “Matching eTwinning groups for collaborative work”. This forum is on the pupil’s area, a reserved space where the pupils from the schools involved in the RESPECT project hold discussions and get to know each other whilst working on your project

## Activity 3: Creating an online publication of Creative texts (Outcomes of poem writing or collaborative short story writing)

Duration: 2 week

#### Expected outcome

- ✓ Foster creative writing skills in the foreign language
- ✓ Expand vocabulary in English related to the topic RESPECT and CYBERSPACE
- ✓ Promote the acquisition of poem and short story writing techniques
- ✓ Provide learners with online tools to create poems or lyrics for songs
- ✓ Enhance the development of collaborative and cooperative principles

#### Methods/ techniques used

- ✓ Collaborative eTwinning group work for the short story
- ✓ Individual assignment for the poem writing

#### Resources

- ✓ Report on the results of the brainstorm: a StromBoard output
- ✓ Issuu\_ YOU PUBLISH (a free digital publishing site that attempts to simulate the experience of reading a print publication online)
- ✓ Rhyme Generator: <http://www.rhymezone.com/help/> (last accessed on March, 2015)
- ✓ Diamante poem: [http://www.readwritethink.org/files/resources/interactives/diamante\\_poems\\_2/](http://www.readwritethink.org/files/resources/interactives/diamante_poems_2/) (last accessed on March, 2015)
- ✓ Acrostic poem: <http://www.readwritethink.org/files/resources/interactives/acrostic/>



(last accessed on March, 2015)

- ✓ Verb poem:

<http://ettcweb.lrk12.nj.us/forms/newpoem.htm>

(last accessed on March, 2015)

- ✓ Poem generator:

<http://www.pbs.org/independentlens/offthecharts/webkaraoke.html> (Lyrics creator tool)

(last accessed on March, 2015)

- ✓ <http://www.b-rhymes.com/> (tool to create rhymes)

(last accessed on March, 2015)

#### Practical arrangements

- ✓ Create, in advance, an account on issuu.com and try it
- ✓ Present the online tools that learners can use for their creative writing

#### Procedure

##### Step 1 (60 min)

- ✓ Whole class listening to the “Reinstalling Windows Song” and poem analysis to understand the structure of the poem and the features of poems

##### Step 2 (90 min)

- ✓ eTwinning groups will analyse the results of the RESPECT Brainstorm and create a top 10 words list that best describe their definition of RESPECT.
- ✓ Using the words from the list, each eTwinning group will write a poem/ lyrics for a RAP song or a short story and illustrate it.

##### Step 3 (60 min)

- ✓ Alternative procedure (with one of the classes): a poem and a short story will be written collaboratively by different groups like a chain story
- ✓ The results will be collected and gathered in an electronic magazine (ISSUU-YOU PUBLISH) and shared on the RESPECT Twinspace.

##### Step 4 - Debriefing (60 min)

- ✓ The outcome of the writing process (poem writing) will be assigned as part of the formative assessment in English.

#### Tips for trainers

- ✓ Make sure which partners are willing to participate in the chain story building to match the learners before starting the activity.

## Activity 4: School competition “Bem me quer ou mal me quer?”

Duration: 8 weeks

<p>Expected outcome</p> <ul style="list-style-type: none"> <li>✓ Disseminate the RESPECT eTwinning project</li> <li>✓ Have a bigger impact on the school community</li> <li>✓ Disseminate the aims of the project RESPECT and its planned activities</li> <li>✓ Raise learners, teachers and parents awareness to the risks of disrespectful attitudes in the cyberspace</li> <li>✓ Promote creativity</li> <li>✓ Foster the development of responsible attitudes and safer internet use</li> </ul>
<p>Methods/ techniques used</p> <ul style="list-style-type: none"> <li>✓ Presenting the competition to the school pedagogical board and inclusion of the activity in the School's Annual activities Plan</li> <li>✓ Launching of the Creative Writing Competition on Respect in the Cyberspace titled "Bem me quer ou Mal me quer?" addressed to the whole school community on the School's webpage and on the European Club Facebook page</li> </ul>
<p>Resources</p> <ul style="list-style-type: none"> <li>✓ School's Annual activities Plan (appendix 1): <a href="https://sites.google.com/a/escolasdesatao.pt/plano-anual-de-atividades-2013-2014/clube-europeu">https://sites.google.com/a/escolasdesatao.pt/plano-anual-de-atividades-2013-2014/clube-europeu</a> (last accessed on March, 2015)</li> <li>✓ Competition instructions (appendix 2)</li> <li>✓ Learners and teachers of the European Club of Agrupamento de Escolas de Sátão The European Club Facebook page: <a href="https://www.facebook.com/pages/Clube-Europeu-do-Agrupamento-de-Escolas-de-S%C3%A1t%C3%A3o/183797501827078">https://www.facebook.com/pages/Clube-Europeu-do-Agrupamento-de-Escolas-de-S%C3%A1t%C3%A3o/183797501827078</a> (last accessed on March, 2015) <a href="https://www.facebook.com/events/572310092844942/">https://www.facebook.com/events/572310092844942/</a> (last accessed on March, 2015) The School's Webpage: <a href="http://www.escolasdesatao.pt/index.php?start=5">http://www.escolasdesatao.pt/index.php?start=5</a> (last accessed on March, 2015)</li> </ul>
<p>Practical arrangements</p> <ul style="list-style-type: none"> <li>✓ The activity has to be previously presented to the school pedagogical board for approval and registered on the Annual Plan Activities Moodle platform where the school activities are published</li> </ul>
<p>Procedure</p> <p>Step 1 (arrange your time according your possibilities)</p> <ul style="list-style-type: none"> <li>✓ Presentation of the competition planning to the director and the pedagogical board</li> <li>✓ Waiting for approval</li> <li>✓ Disseminating the competition in the School's webpage and Facebook page</li> <li>✓ Collecting creative texts, reviewing them and selecting texts for publication online and paper</li> </ul> <p>Step 2 - Debriefing (arrange your time according your possibilities)</p> <ul style="list-style-type: none"> <li>✓ Assessment of the level of participation</li> </ul>
<p>Tips for trainers</p> <ul style="list-style-type: none"> <li>✓ This activity was implemented in English lessons as Formative assessment and there were</li> </ul>

invited ICT and teachers who teach Civic education to follow the idea and participate with their classes.

## Activity 5: eTwinning groups project work on “RESPECT IN THE CYBERSPACE”

Duration: 10 weeks

### Expected outcome

- ✓ Present the aims of the project and foster learners motivation to take part and be committed to sustain the communication with eTwinning partners
- ✓ Develop autonomous learning competences
- ✓ Empower learners’ knowledge that will enable them to assertively protect themselves and respect others while communicating in the cyberspace and benefit from the potentials of the Internet
- ✓ Equip learners with knowledge that will enable them to make responsible choices regarding the use of intellectual property found in the cyberspace
- ✓ Raise awareness to the affordances and the risks young people are exposed to when interacting in the cyberspace
- ✓ Acquire knowledge of strategies to properly deal with privacy related issues
- ✓ Increase learners’ awareness to intellectual property issues inherent to Internet usage, the legal acquisition of and distribution of material retrieved from the Internet
- ✓ Develop digital skills in the use of electronic tools to collaborate with others and improve the quality of learners school work
- ✓ Develop autonomous learning strategies by organising their own learning, either individually or in groups, in accordance with their own needs, and awareness of methods and opportunities
- ✓ Enhance the development of respectful and responsible attitudes, critical-thinking and decision-making skills relating to Internet use or online interaction grounded on the values of human rights
- ✓ Foster de improvement of communicative competences in the foreign language and mother tongue
- ✓ Increase respect towards different cultures and languages in the cyberspace; Share with other learners what they have learned and promote responsible attitudes.

### Methods/ techniques used

- ✓ Collaborative eTwinning group work on different topics related to the project theme (cf. project booklet) under teacher’s guidance and support. Teacher provides resources for learners’ researches.
  - Research: Reading, analysing, collecting information on the topics chosen
  - Selecting information and producing text for projects’ final product
  - Creating final product (videos, Prezi presentation, a board game, a study etc... (cf. project booklet)
  - Class presentation of project outcomes: oral report of the project work
  - Publishing the outcomes on the RESPECT Twinspace
  - School exhibition at the OPEN SCHOOL DAYS

### Resources

- ✓ RESPECT eTwinning project plan (appendix 2)
- ✓ A list of references on the topics for project work (appendix 3)
- ✓ eTwinning Group's Introduction sheet (appendix 4)
- ✓ Self- evaluation worksheet for oral presentation (appendix 5)
- ✓ Self- evaluation worksheet for the outcomes of the project work (appendix 6)
- ✓ Online tools:

HFCBeatBullying

<https://play.google.com/store/apps/details?id=com.kanios.beatbullying&hl=en>

(last accessed on March, 2015)

- Powtoon or scribe: to make animated presentations
  - Prezi: to make animated presentations
  - Stormboard: to make collaborative brainstormings
  - Animate/ movie maker: to make videos
  - Drop box or google drive: to exchange videos or films
  - Google docs: to create electronic surveys
  - Youtube or Daily Movie: to publish videos (with access restrictions)
  - Facebook: to share, comment on each other's work
  - Issuu: to make electronic magazine
  - Hot Potatoes Half-Baked Software to create Crosswords and quizzes "Understanding Copyright vs. the Creative Commons", article by James Tanner, April 13, 2012
  - Article on Storyboarding for videos:  
<https://trunk.tufts.edu/access/content/group/345e5601-eced-4711-9d27-6579fc704338/For%20Download/StoryboardingforVideos-transcript.pdf>  
(last accessed on March, 2015)
  - Website about the Netiquette: <http://www.learnthenet.com/learn-about/netiquette/>  
(last accessed on March, 2015)
  - RESPECT project Twinspace <http://new-twinspace.etwinning.net/web/p102253/homepage>  
(last accessed on March, 2015)
- ✓ Official blogs and sites (in Portuguese):

<http://www.internetsegura.pt/>

(last accessed on March, 2015)

<http://www.seguranet.pt/blog/>

(last accessed on March, 2015)

<http://www.seguranet.pt/creative-commons>

(last accessed on March, 2015)

<http://www.seguranet.pt/semana2014>

(last accessed on March, 2015)

<http://www.grupocomunicar.com/>

(last accessed on March, 2015)

<http://www.revistacomunicar.com/>

(last accessed on March, 2015)

- ✓ Official blogs and sites (in English):

<http://www.saferinternetday.org/web/guest?jsessionid=F66399C755DE49751CE62BFB89BDEE20>

(last accessed on March, 2015)

<http://www.saferinternet.org/>

(last accessed on March, 2015)

<http://creativecommons.org/licenses/by-nc-nd/3.0/legalcode>

(last accessed on March, 2015)

<http://www.nohatespeechmovement.org/>

(last accessed on March, 2015)

<https://www.facebook.com/nohatespeech>

(last accessed on March, 2015)

<http://gameoverhate.org/>

(last accessed on March, 2015)

<http://www.common sense media.org/educators/lesson/breaking-down-hate-speech-9-12>

(last accessed on March, 2015)

<http://www.saferinternetday.org/web/no-hate-speech/my-home>

(last accessed on March, 2015)

[http://www.safesurfingkids.com/lesson\\_plans\\_grades\\_3\\_12.htm](http://www.safesurfingkids.com/lesson_plans_grades_3_12.htm)

(last accessed on March, 2015)

<http://www.saferinternet.org/online-issues/children-and-young-people>

(last accessed on March, 2015)

<http://www.saferinternet.org/online-issues/children-and-young-people/protect-your-privacy>

(last accessed on March, 2015)

<http://blog.nohatespeechmovement.org/teach-your-group-about-internet-safety-on-safer-internet-day/>

(last accessed on March, 2015)

<http://eycb.coe.int/composito/default.htm>

(last accessed on March, 2015)

- ✓ European Charter for Media Literacy: [www.euromedialiteracy.eu/index.php](http://www.euromedialiteracy.eu/index.php)  
(last accessed on March, 2015)
- ✓ The National Centre for Technology in Education: [www.ncte.ie/Internetsafety](http://www.ncte.ie/Internetsafety)  
(last accessed on March, 2015)
- ✓ National Institute for Media and the Family: [www.mediafamily.org/index.shtml](http://www.mediafamily.org/index.shtml) (last accessed on March, 2015)
- ✓ Media Wise Trust: [www.mediawise.org.uk](http://www.mediawise.org.uk) (last accessed on March, 2015)
- ✓ Digital Beginnings - research report on young children's use of media, by Dr Jackie Marsh of the University of Sheffield: <http://www.digitalbeginnings.shef.ac.uk/final-report.htm> (last accessed on March, 2015)
- ✓ The UK's media education site for teachers: [www.mediaed.org.uk](http://www.mediaed.org.uk) (last accessed on March, 2015)
- ✓ <http://webidentity.wikidot.com/social-networking> (last accessed on March, 2015)

Practical arrangements

- ✓ eTwinning groups are matched, on the discussion forum, with partners according to the projects they have chosen to work on
- ✓ Folders for each micro-project will be created as project activities on the RESPECT Twinspace

#### Procedure

##### Step 1 (arrange your time according your possibilities)

- ✓ eTwinning groups will discuss with their partners what collaborative final product they would like to do on the topic chosen on the discussion forum launched on the Twinspace to match learners from the different countries;
- ✓ For almost two months eTwinning groups will use the Internet and other resources to collect information for their projects, learn about their topics and create their final product, while teacher will monitor their work and provide them with the necessary resources in class; They will also use the Twinspace, Facebook, Skype and email to share information and ideas with partners;
- ✓ Introducing pupils to CREATIVE COMMONS license. Learners will be asked to choose one of the licenses for their project work final product; by end of March, eTwinning groups will present the results of their projects orally to the class and they will share their work on the Twinspace.

##### Step 2 (arrange your time according your possibilities)

- ✓ On 4 and 5th April their final products will be exhibited and presented at the OPEN SCHOOL DAYS.

##### Step 3 - Debriefing (arrange your time according your possibilities)

- ✓ Self and peer evaluation methods to assess learning and formative evaluation method: written test on the themes approached; project work outcomes; oral report in class.
- ✓ To assess the pedagogical impact of the project we will create an online survey with google docs to be replied by the participants.

## Activity 6: Commemoration of Safer Internet Day 2014 (February 11th)

Duration: 1 week

#### Expected outcome

- ✓ Encourage users to use and communicate in the cyberspace with respect
- ✓ Raise parents, educators and learners' awareness to online rights and responsibilities
- ✓ Carry out a micro-research studies in participating studies to analyse learners' attitudes and behaviour on the cyberspace
- ✓ Help younger learners recognise and avoid risks which may compromise their safety and personal information in the cyberspace

<p>Methods/ techniques used</p> <ul style="list-style-type: none"> <li>✓ Whole School activity</li> <li>✓ European Club</li> <li>✓ Class activity</li> </ul>
<p>Resources</p> <ul style="list-style-type: none"> <li>✓ Electronic questionnaire that will be created by learners</li> <li>✓ Film Cyberbully (2011)</li> <li>✓ No Hate Speech Movement official Campaign video(<a href="http://www.youtube.com/watch?v=35rAykWyPrg">http://www.youtube.com/watch?v=35rAykWyPrg</a>) (last accessed on March, 2015)</li> <li>✓ Leaflets and resources offered by Portuguese SeguraNET organization in charge of the SID</li> <li>✓ Google docs</li> </ul>
<p>Practical arrangements</p> <ul style="list-style-type: none"> <li>✓ The questionnaires will be filled in online in ICT classes, English classes and European Club</li> <li>✓ And the data will be analysed by one of the eTwinning group in charge of the study (Casa Portuguesa)</li> </ul>
<p>Procedure</p> <p>Step 1 (arrange your time according your possibilities)</p> <ul style="list-style-type: none"> <li>✓ The participants will participate in the celebration of Safer Internet Day 2014 “Let’s create a better internet together” by: <ul style="list-style-type: none"> <li>- publishing an article on the school’s webpage and the European Club Facebook Page</li> <li>- registering the activities on the SID 2014 database</li> <li>- Disseminating the “No Hate Speech Movement official Campaign video” on the European Club Facebook page and the school’s webpage</li> <li>- Distributing a leaflet with tips for safer Internet Use to all classes from 5th to 9th grade and to parents</li> <li>- Inviting the school community and the RESPECT eTwinning partners to take part in a survey (for a study that was being carried out by one of the eTwinning groups). The results will be reported on the schools website and shared on the RESPECT project Twinspace;</li> <li>- One of the eTwinning groups “The Sefeles” will organize a film session to promote the viewing of the film “Cyberbully” (2011) that tells the story of a teenage girl who is bullied online. Publishing the texts on the RESPECT project Twinspace. They will write a film review on the film and publish it on the Facebook page and the Respect Twinspace.</li> </ul> </li> </ul> <p>Step 2 - Debriefing (xx min)</p> <ul style="list-style-type: none"> <li>✓ The results of the questionnaire will be presented in a report in the school’s webpage and published on the RESPECT project Twinspace</li> <li>✓ The participants will fill in a questionnaire</li> </ul>

## Activity 7: OPEN SCHOOL DAY

3 day

<p>Expected outcome</p> <ul style="list-style-type: none"> <li>✓ Disseminate the results of the project “Respect in the Cyberspace” and present the outcomes to the school community (learners, teachers and parents)</li> <li>✓ Raise pupils, teachers and parents’ awareness to the affordances and the risks young people are</li> </ul>
---

<p>exposed to when interacting in the cyberspace</p> <ul style="list-style-type: none"> <li>✓ Provide knowledge that will allow participants identify the dangers young people are exposed to when interacting, surfing or playing in the cyberspace.</li> </ul>
<p>Methods/ techniques used</p> <ul style="list-style-type: none"> <li>✓ Two Conferences</li> <li>✓ Exhibitions</li> <li>✓ Online Publishing of a collection of poems and short stories on the theme Respect in the Cyberspace</li> <li>✓ Distribution of material</li> </ul>
<p>Resources</p> <ul style="list-style-type: none"> <li>✓ Final products of the project made the eTwinning groups and the European (leaflets, one minute video “Let’s make a safer Internet Together”, Boardgames, interactive digital games )</li> <li>✓ Hot Potatoes Half-Baked Software to create Crosswords and quizzes</li> </ul>
<p>Practical arrangements</p> <ul style="list-style-type: none"> <li>✓ Previous contact with Guarda Nacional Republicana to set the agenda of the Conference for parents and learners</li> <li>✓ European Club will be in charge of editing the material and the publication of the Collection of poems and short stories, an outcome of the creative writing competition “Bem me Quer ou Mal me quer?” Respect in the Cyberspace. The publication will be edited in English and Portuguese.</li> </ul>
<p>Procedure</p> <p>Step 1 (arrange your time according your possibilities)</p> <ul style="list-style-type: none"> <li>✓ Participants will disseminate the outcomes of their RESPECT etwinning project works in an exhibition held at the Open School Day. They will organise two conferences with an officer of the Guarda Nacional Republicana responsible for the programme Escola Segura (Safe School) as key speaker. One for parents “<i>Comunicar em segurança na Internet</i>” (Communicating in safety on the Internet”) and another for learners from 8th and 9th grade about “Respeito no Ciberespaço”. They distribute leaflets and CDs with interactive games they will have created as a final product during their project work using Hotpotatoes and other tools. The prize to the winner of the competition “Bem me quer ou mal me quer?” will be handed during the conference</li> </ul> <p>Step 2 - Debriefing (arrange your time according your possibilities)</p> <ul style="list-style-type: none"> <li>✓ A report will be issued to describe the outcomes of the activity and presented to the school pedagogical board and shared in the RESPECT Twinspace with photos;</li> <li>✓ The Sefeles eTwinning group will write an article presenting the outcomes of the activity.</li> </ul>
<p>Tips for trainers</p> <ul style="list-style-type: none"> <li>✓ We will have to motivate parents to come to school to participate in the conference addressed to them. We will count on the support of our director</li> </ul>



## Evaluation and impact assessment

Duration: 90 min

Expected outcome <ul style="list-style-type: none"><li>✓ Measure the impact of the project</li></ul>
Methods/ techniques used <ul style="list-style-type: none"><li>✓ Surveys</li><li>✓ Collecting participants feedback</li></ul>
Resources <ul style="list-style-type: none"><li>✓ Online Questionnaire that will be created</li></ul>
Practical arrangements <ul style="list-style-type: none"><li>✓ Classroom with computers</li></ul>
Procedure  Step 1 (90 min) <ul style="list-style-type: none"><li>✓ We will use self and peer evaluation methods to assess learning outcomes as well as formative evaluation method which are part of compulsory evaluation by applying a written knowledge test and by assessing project work oral report in class. All participants will be invited to comment on each other's work for peer evaluation on the Twinspace. To assess the pedagogical impact of the project, we will create an online survey with google docs to be replied by the participants.</li></ul>

## References

- Council of Europe. (2006). Recommendation Rec (2006) 12 of the Committee of Ministers to Member States on Empowering Children in the New Information and Communications Environment. AVAILABLE ONLINE:
- <http://wcd.coe.int/ViewDoc.jsp?id=1041181&BackColourInternet=9999CC&BackColourInternet=9999CC> (last accessed on March, 2015)
- Delors, J. (1996). Learning: the Treasure within: Report to UNESCO of the International Commission on Education for the Twenty-first Century. UNESCO publishing.
- Dürager, A. & Livingstone, S. (2012). How can parents support children's internet safety? AVAILABLE ONLINE: <http://eprints.lse.ac.uk/id/eprint/42872>
- (last accessed on March, 2015)
- European Commission. (2007). The Key Competences for Lifelong Learning: European Reference Framework.
- Luxembourg: Office for Official Publications of the European Communities. AVAILABLE ONLINE:
- [http://ec.europa.eu/dgs/education\\_culture/publ/pdf/ll-learning/keycomp\\_en.pdf](http://ec.europa.eu/dgs/education_culture/publ/pdf/ll-learning/keycomp_en.pdf) (last accessed on March, 2015)
- EU Kids Online. (2013). Parental responses to children's online risks differ across Europe. AVAILABLE ONLINE:
- <http://www.lse.ac.uk/media@lse/research/EUKidsOnline/EU%20Kids%20III/Press%20releases/PressreleaseUKforcountryclusterreport.pdf> (last accessed on March, 2015)
- Ferner, M. (2011). Beyond Facebook: 74 Popular Social Networks Worldwide. . AVAILABLE ONLINE:
- <http://www.practicalecommerce.com/articles/2701-Beyond-Facebook-74-Popular-Social-Networks-Worldwide> (last accessed on March, 2015)
- Frau-Meigs, D. (2006). Council of Europe Pan-European Forum on Human Rights in the Information Society: Empowering children and young people. AVAILABLE ONLINE: [www.euro.who.int/document/mediacentre/fs0203e.pdf](http://www.euro.who.int/document/mediacentre/fs0203e.pdf)
- (last accessed on March, 2015)
- Görzig, A. (2011). Who bullies and who is bullied online? A study of 9-16 year old internet users in 25 European countries. AVAILABLE ONLINE: <http://eprints.lse.ac.uk/39601/> (last accessed on March, 2015)
- Livingstone, S., Haddon, L., Görzig, A., and Ólafsson, K. (2011a) Risks and safety on the internet: The perspective of European children: Full findings. AVAILABLE ONLINE: <http://eprints.lse.ac.uk/33731/> (last accessed on March, 2015)
- Livingstone, S., Ólafsson, K., O'Neill, B and Donoso, V. (2012). Towards a better internet for children: findings and recommendations from EU Kids Online to inform the CEO coalition. AVAILABLE ONLINE: <http://eprints.lse.ac.uk/44213/> (last accessed on March, 2015)
- Livingstone, S., Kirwil, L, Ponte, C. and Staksrud, E., with the EU Kids Online Network. (2013). In their own words: What bothers children online?
- AVAILABLE ONLINE: <http://eprints.lse.ac.uk/48357/> (last accessed on March, 2015)
- Mascheroni, G. & Ólafsson, K. (2013). Net Children Go Mobile: Mobile internet access and use among European children.

- Initial findings of the Net Children Go Mobile project. AVAILABLE ONLINE:
- [http://www.netchildrengomobile.eu/wp-content/plugins/downloads-manager/upload/1stShortReport\\_webcolori\\_ultimo.pdf](http://www.netchildrengomobile.eu/wp-content/plugins/downloads-manager/upload/1stShortReport_webcolori_ultimo.pdf)
- (last accessed on March, 2015)
- O'Connell, R. & Bryce, J. (2006). Young people, well-being and risk on-line. AVAILABLE ONLINE:
- [www.echr.coe.int/Library/DIGDOC/DG2/H\\_INF/COE-2006-EN-H\\_INF\(2006\)5.pdf](http://www.echr.coe.int/Library/DIGDOC/DG2/H_INF/COE-2006-EN-H_INF(2006)5.pdf)
- (last accessed on March, 2015)
- Ólafsson, K., Livingstone, S. & Haddon, L. (2013a). Children's use of online technologies in Europe: A review of the European evidence database. AVAILABLE ONLINE: <http://eprints.lse.ac.uk/50228/> (last accessed on March, 2015)
- Ólafsson, K., Livingstone, S. & Haddon, L. (2013b). How to research children and online technologies.
- Frequently asked questions and best practice. AVAILABLE ONLINE: <http://eprints.lse.ac.uk/50437/> (last accessed on March, 2015)
- Pearce, M-A. (2013). Friendship is the same whether in cyberspace or physical space. CAFNR Corner Post.
- AVAILABLE ONLINE:
- <http://cafnrcornerpost.com/2013/10/friendships-in-cyberspace-just-as-meaningful-asthose-in-physical-space/> (last accessed on March, 2015)
- Smahel, D., Helsper, E., Green, L., Kalmus, V., Blinka, L. and Ólafsson, K. (2012). Excessive internet use among European children. AVAILABLE ONLINE: <http://eprints.lse.ac.uk/47344/> (last accessed on March, 2015)
- Suler, J. (2004). The Final Showdown Between In-Person and Cyberspace Relationships. The Psychology of Cyberspace.
- AVAILABLE ONLINE: <http://truecenterpublishing.com/psycyber/showdown.html>
- (last accessed on March, 2015)
- Tanner, J. (2012). Understanding Copyright vs. the Creative Commons.
- Tomé, V. (2013). Preventing on-line hate speech through social media and democratic participation.
- AVAILABLE ONLINE: [http://www.theewc.org/uploads/content/Vitor\\_Tome\\_finalEWC%20%282%29.pdf](http://www.theewc.org/uploads/content/Vitor_Tome_finalEWC%20%282%29.pdf) (last accessed on March, 2015)
- WebProNews Staff. (2006). The Value Of Cyber-Friendship. AVAILABLE ONLINE:
- <http://www.webpronews.com/the-value-of-cyberfriendship-2006-01> (last accessed on March, 2015)
- (See appendix document with more reference articles or report for learners research work)
  
- Safer Internet website:
- <http://www.saferinternet.org/> (last accessed on March, 2015)
  
- Insafe website: <http://www.saferinternet.org/> (last accessed on March, 2015)
  
- The European Wergeland Centre: <http://www.theewc.org/> (last accessed on March, 2015)
- Online issues for children and young people:
- <http://www.saferinternet.org/online-issues/children-andyoung-People>

(last accessed on March, 2015)

- Tips to protect your privacy online (TIPS):
- <http://www.saferinternet.org/online-issues/children-andyoung-people/protect-your-privacy> (last accessed on March, 2015)
- Quiz safer Internet Day: <http://www.saferinternet.org.uk/safer-internet-day/2014/quiz> (last accessed on March, 2015)
- Ideas safer Internet Day: <http://www.saferinternet.org.uk/safer-internet-day/2014/spread-the-word> (last accessed on March, 2015)
- No Hate Speech movement website: <http://www.nohatespeechmovement.org/> (last accessed on March, 2015)
- No Hate Speech Facebook: <https://www.facebook.com/nohatespeech> (last accessed on March, 2015)
- Game Over Hate website: <http://gameoverhate.org/> (last accessed on March, 2015)
- Compasito Online Doc: <http://eycb.coe.int/compasito/default.htm> (last accessed on March, 2015)
- European Charter for Media Literacy: [www.euromedialiteracy.eu/index.php](http://www.euromedialiteracy.eu/index.php) (last accessed on March, 2015)
- The National Centre for Technology in Education: [www.ncte.ie/Internetsafety](http://www.ncte.ie/Internetsafety) (last accessed on March, 2015)
- National Institute for Media and the Family: [www.mediafamily.org/index.shtml](http://www.mediafamily.org/index.shtml) (last accessed on March, 2015)
- Media Wise Trust: [www.mediawise.org.uk](http://www.mediawise.org.uk) (last accessed on March, 2015)
- Centre for the Study of Children Youth and Media:
- <http://www.childrenyouthandmediacentre.co.uk/> (last accessed on March, 2015)
- SID 2014 Thunderclap: <https://www.thunderclap.it/thunderclap/85547/edit?locale=en> (last accessed on March, 2015)
- EU Kids Online website: <http://www.eukidsonline.net/> (last accessed on March, 2015)
- Storyboarding for videos:
- <https://trunk.tufts.edu/access/content/group/345e5601-eced-4711-9d27-6579fc704338/For%20Download/StoryboardingforVideos-transcript.pdf> (last accessed on March, 2015)
- Site on Netiquette and cyberspace communication :
- <http://www.carnegicyberacademy.com/facultyPages/communication/netiquette.html> (last accessed on March, 2015)

- <http://www.carnegiecyberacademy.com/funStuff/netiquette/netiquette.html>  
(last accessed on March, 2015)
- <http://www.carnegiecyberacademy.com/facultyPages/cyberspaceCommunications.html>  
(last accessed on March, 2015)
- <http://www.albion.com/netiquette/corerules.html>  
(last accessed on March, 2015)
- <http://www.convertwithcontent.com/15-dos-donts-social-media/>  
(last accessed on March, 2015)
- <http://www.carnegiecyberacademy.com/facultyPages/communication/netiquette.html>  
(last accessed on March, 2015)
- Rhyme Generator: <http://www.rhymezone.com/help/>  
(last accessed on March, 2015)
- Diamante poem:  
[http://www.readwritethink.org/files/resources/interactives/diamante\\_poems\\_2/](http://www.readwritethink.org/files/resources/interactives/diamante_poems_2/)  
(last accessed on March, 2015)
- Acrostic poem: <http://www.readwritethink.org/files/resources/interactives/acrostic/>  
(last accessed on March, 2015)
- Verb poem: <http://ettcweb.lrk12.nj.us/forms/newpoem.htm>  
(last accessed on March, 2015)
- Poem generator: <http://thinkzone.wlonk.com/PoemGen/PoemGen.htm>  
(last accessed on March, 2015)

#### In Portuguese:

- Projeto Internet Segura: <http://www.internetsegura.pt/sobre-o-projecto-internet-segura#.UufGQBCp3IU> (last accessed on March, 2015)
- <http://www.saferinternetday.org/web/guest/about> (last accessed on March, 2015)
- Comunicar em Segurança: <http://comunicaremseguranca.sapo.pt/>  
(last accessed on March, 2015)
- Estudos e legislação: <http://www.internetsegura.pt/estudos-e-legislacao/estudos#.UufCeRCp3IU>  
(last accessed on March, 2015)
- Quiz: <http://www.internetsegura.pt/quiz#.UufCNRCp3IU> (last accessed on March, 2015)
- SeguraNet: <http://www.seguranet.pt/blog/> (last accessed on March, 2015)

## Appendices

Presentation of the project on the twinspace and logo:

**Informações**

Respect in the Cyberspace: Learning about respect and carrying it forward. This is a short term awareness-raising project aimed at empowering students to benefit from the positive aspects of the Internet, mobile technologies and social networking whilst avoiding the potential risks when interacting in the cyberspace which offers teenagers lots of new virtual places to meet friends and socialize. Issues of respect, personal data protection, privacy, online grooming, cyberbullying, copyrights, electronic spamming will be covered through a variety of activities and micro research projects carried out collaboratively by different eTwinning groups. We will make inquiries, interview teenagers and parents, make awareness-raising videos and leaflets on the issues, organise a competition for short story or poem writing. In the end of the project, schools can promote an e-safety workshop or conference in their schools to disseminate the results of the project addressed to other students and parents for example.



**Respect project Logo**  
This is the outcome of our StormBoard

Link to the RESPECT Twinspace:

<http://new-twinspace.etwinning.net/web/p102253/welcome>

(last accessed on March, 2015)

Website of the project in Portuguese:

<http://respect-in-the-cyberspace.webnode.pt/>

(last accessed on March, 2015)

eTwinning European Quality Label awarded to the project

### European Quality Label

Maria Silva Agrupamento de Escolas de Sátão, Portugal  
recebeu o Selo Europeu de Qualidade  
pelo projecto

**Respect in the Cyberspace:  
Learning about respect and  
carrying it forward**

31.10.2014

*Fernando Egidio Reis*  
Fernando Egidio Reis  
Apoio Nacional  
Portugal

*Marc Durando*  
Marc Durando  
Serviço Central de Apoio





Maria Silva, Agrupamento de Escolas de Sátão, Portugal  
Lucyna Bejm, Gimanzjum im. ks. Wacława Rabczyńskiego, Polónia  
Georgia Papagiannopoulou, 1o Geniko Lykeio Kamaterou, Grécia  
Akrivi Anagnostaki, 1o ΓΕΛ Χαϊδαρίου, Grécia  
Marie Švehlová, Střední odborná škola Blatná, República Checa

foi-lhes concedido o Selo pelo seu projecto:

**Respect in the Cyberspace: Learning about respect and carrying it forward**

10.01.2014

**Fernando Egídio Reis**  
Apoio Nacional  
Portugal

**Marc Durando**  
Serviço Central de Apoio

**Miroslaw Marczewski**  
Apoio Nacional  
Polónia




Project booklet: <http://pt.calameo.com/read/003233316e7335902f355> ????



- THE PROJECT CERTIFICATE
- PROJECTS PLAN
- PROJECTS DOCUMENTS AND RESOURCES
- LET'S INTRODUCE OURSELVES
- THE SAFER INTERNET WEEK (11-14th February 2014)
- RESPECT ACTIVITY ONE: COLLABORATIVE BRAINSTORMING
- RESPECT ACTIVITY TWO: WRITING POEMS
- RESPECT ACTIVITY THREE: CREATING INTERACTIVE QUIZ AND CROSSWORDS
- RESPECT ACTIVITY FOUR: LEARNING ABOUT VERBAL AND NON-VERBAL COMMUNICATION WHICH CAN BE OFFENSIVE IN OUR CULTURES
- RESPECT PROJECT 1: CHAINS STORIES
- RESPECT PROJECT WORK 2: SEVEN DAYS, SEVEN TIPS ON RESPECT
- RESPECT PROJECT WORK 3: A STUDY ON YOUNG PEOPLE AND USE OF INTERNET

This is the link to the project booklet  
<http://pt.calameo.com/read/003233316e7335902f355>



## Learning about respect and teaching it forward



<http://new-twinspace.etwinning.net/web/p102253/welcome>



AGRUPAMENTO DE ESCOLAS DE SÁTÃO

INSTITUTO PORTUGAL









DISCUSSION FORUM FOR MATCHING ETWINNING GROUPS FOR PROJECT WORK ON THE TWinspace



Categories »

## Matching eTwinning groups for collaborative work

Search

Category	Categories	Threads	Posts	
<b>Suggestion 1: chain story</b> This consists in writing a short story in tandem.	0	1	4	 Actions
<b>Suggestion 2 The Dos and the Donts of communication on the social cyberspae</b> After some research, students will prepare a guide for parents and a leaflet.	0	1	2	 Actions
<b>Suggestion 2: collaborative poem writing</b> Collaborative writing of a poem/ lyrics of a song.	0	1	2	 Actions
<b>Suggestion 3: young people's use of social network</b> Presentation of results	0	1	4	 Actions
<b>Suggestion 4: Hate speech on the social network</b> Study on Hate speech on the social network	0	1	3	 Actions
<b>suggestion 5: Terms of use and privacy of social networks</b> How much do you know about your rights and the risks of disclosure of your personal data? Take this test. (Presentation and Interactive game Hotpotatoes JQUIZ). Writing an article presenting results.	0	1	3	 Actions
<b>Suggestion 6: Hate speech in Online Games</b> Study on Hate speech in Interactive Online games	0	1	3	 Actions
<b>Suggestion 7: Virtual friends; friends or foes?</b> Organising a debate in your class to discuss how respect and lack of respect in the cyberspace.	0	4	7	 Actions
<b>Suggestion 8: Card games</b>				

Categories » Matching eTwinning groups for collaborative work » Suggestion 8: Card games »

## participation



Threads [ Previous | Next ] [Post new thread](#) [Subscribe](#) [Move Thread](#)

### participation



**Marie Svehlová**  
Rank:  
Youngling  
Posts: 2  
Join date:  
10/09/09

[Recent posts](#)

**participation**  
29/01/14 10:03

[Reply](#) [Reply with Quote](#)

We Czech teams Emperors and Walruses will participate in this activity.

+1 (1 Vote) [Flag](#)  
[Top](#) [Edit](#) [Delete](#)



**Maria Silva**  
Rank:  
Youngling  
Posts: 15  
Join date:  
10/09/09

[Recent posts](#)













**RE: participation**  
21/02/14 18:53 as a reply to Marie Svehlová.

[Reply](#) [Reply with Quote](#)

Let us know, how you would like to participate.

We Have already studied the theme and read a lot of information to prepare the quiz. If you want you can collaborate by sending us multiple choice questions: 10 questions with (4 possible answers). We would need that by 10th March to organise the game. Thank you.

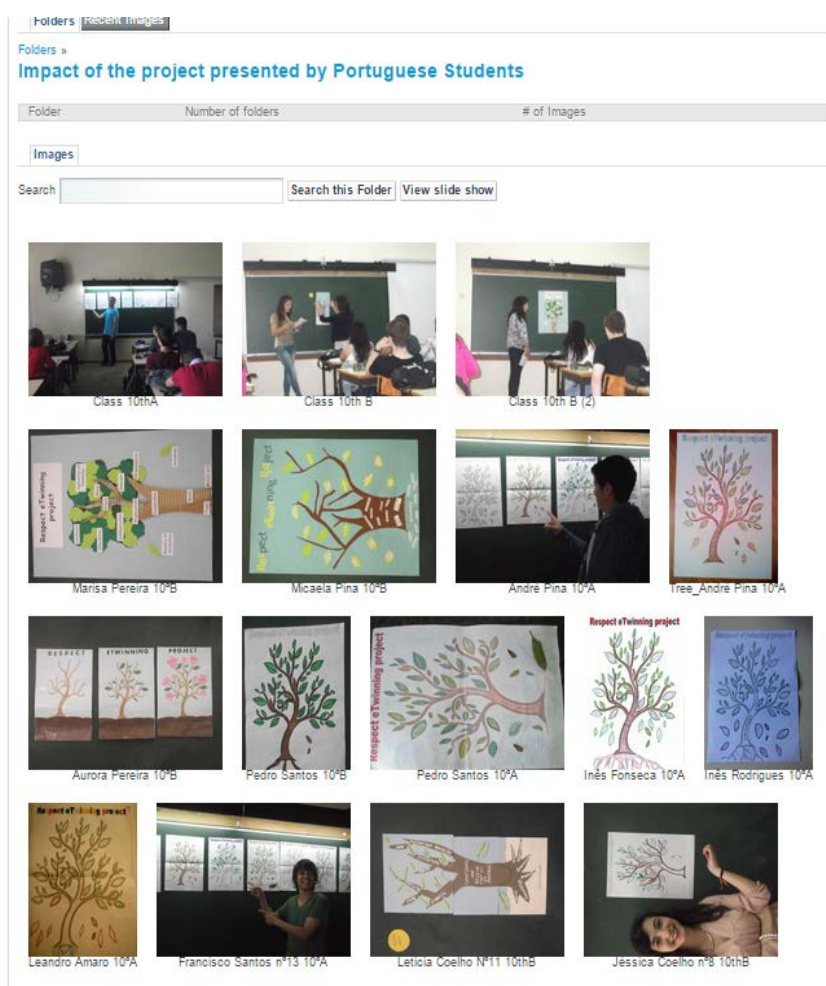
±0 (0 Votes) [Flag](#)  
[Top](#) [Edit](#) [Permissions](#) [Split Thread](#)  
[Delete](#)

Virtual friends friends or foes?	
 <p><b>Maria Silva</b> Rank: Youngling Posts: 15 Join date: 10/09/09</p> <p><a href="#">Recent posts</a></p>	<p><b>Virtual friends friends or foes?</b> 25/01/14 15:22</p> <p><a href="#">Reply</a> <a href="#">Reply with Quote</a></p> <hr/> <p>Virtual friends; friends or foes? Organising a debate in your class to discuss how respect and lack of respect in the cyberspace, and writing an article presenting the results. If you are interested reply this post before February 1st</p> <p>±0   (0 Votes) <a href="#">Flag</a></p> <p><a href="#">Top</a> <a href="#">Edit</a> <a href="#">Permissions</a>  <a href="#">Delete</a></p>
 <p><b>Georgia Papagiannopoulou</b> Rank: Youngling Posts: 5 Join date: 26/11/13</p> <p><a href="#">Recent posts</a></p>	<p><b>RE: Virtual friends friends or foes?</b> 31/01/14 19:09 as a reply to Maria Silva.</p> <p><a href="#">Reply</a> <a href="#">Reply with Quote</a></p> <hr/> <p>Mojo Jojo (ex Powerpuff girls) and Potatoes in Pyjamas would like to participate in this Project.</p> <p>±0   (0 Votes) <a href="#">Flag</a></p> <p><a href="#">Top</a> <a href="#">Edit</a> <a href="#">Split Thread</a>  <a href="#">Delete</a></p>
 <p><b>the sefele</b> Rank: Youngling Posts: 1 Join date: 27/01/14</p> <p><a href="#">Recent posts</a></p>	<p><b>RE: Virtual friends friends or foes?</b> 03/02/14 15:55 as a reply to Maria Silva.</p> <p><a href="#">Reply</a> <a href="#">Reply with Quote</a></p> <hr/> <p>we are interested in this suggestion 😊</p> <p>±0   (0 Votes) <a href="#">Flag</a></p> <p><a href="#">Top</a> <a href="#">Edit</a> <a href="#">Split Thread</a>  <a href="#">Delete</a></p>

## LEARNERS' REPORT ON THE EVALUATION OF THE IMPACT

RESPECT PROJECT WORK 3: A STUDY ON YOUNG PEOPLE AND USE OF INTERNET	<p>Hi everyone!</p> <p>My name is Sylwia and I'm from Wasilków, Poland. I'm 16 years old so I'm in third class in secondary school there. I really love music. I have played piano since I was 6 years old. I also play the electric guitar and the saxophone. I enjoy listening to metal, rock, classical and reggae music. Art is something that I like too. In my spare time I like drawing portraits of my friends and famous people.</p> <p>I hate bullying. In real life and in cyberspace. It's terrible for me. I don't know why people still do such a terrible things. I'm tolerant and respect is an important value to me. In my opinion, "respect" equals tolerancy. I'm really happy that we learnt about respect in cyberspace on ICT and English because not everyone is tolerant and I hope that it helped us to understand how it's important to respect each other.</p> <p>By Guess who   11 Views, 1 Comments   Flag</p>
RESPECT PROJECT WORK 4: A STUDY ON HATE SPEECH IN THE SOCIAL NETWORK	<p><b>Respect</b> 12 June 2014 11:17</p> <p>Hi!</p> <p>Our names are Iza and Paweł. We are 16 years old. We live in Wasilków. Iza likes playing volleyball and cycling. Paweł loves football. We like Math. This is our favourite subject Paweł hates afternoon school activities... (He is lazy.) We are sad, that is last year in our school.</p> <p>Thanks to eTwinning we have learnt a lot. Now we realise how important it is to be safe using the Internet. We have more friends from other countries. It was a very big experience for us.</p> <p>By Wild Snakes   1 View, 0 Comments   Flag</p>
RESPECT PROJECT WORK 5: LEARNING TO PROTECT YOUR PRIVACY	<p><b>Respect in Cyberspace</b> 12 June 2014 11:07</p> <p>Hi!</p> <p>My name is Asia. I'm 16 years old. I live in Poland and go to school in Wasilków. It's my last year in this school. I'm little upset because there are a lot of friendly teachers and students. My favorite subjects is Science and Art. My hobbies are watching anime, reading manga, playing guitar, painting, listening rock music and taking photos. I want to go to photography class after holidays.</p> <p>We learnt about respect in cyberspace on ICT, English and Polish lessons. For me, respect in cyberspace means not to copy anyone's work, not to bully and always to be kind. I think that respect is really important. Work in eTwinning project taught me to work in groups and some information of another countries, making new friends and my English is better. I hope you enjoyed working here too!</p> <p>Byel ▼</p> <p>By Happy Smile   0 Comments   Flag</p>
RESPECT PROJECT WORK 6: A STUDY ON HATE SPEECH IN ONLINE GAMES	<p><b>Respect in Cyberspace</b> 12 June 2014 11:02</p> <p>Dear Friends,</p> <p>My name is Szymon. I am sixteen years old and I from Wasilków. Sport is my main activity. I like all sports but football is my favorite. I am really happy that I can check my English skills at eTwinning. I learned a lot of new things for example how to make good presentation in PowerPoint. We have done a lot of projects in our group The Gourments. I am writing you because I want to tell you about Cyberspace. We shouldn't annoy and offend anyone no matter what skin color or religion they are. Honesty, tolerance and obedience are very important values while moving round cyberspace.</p> <p>By Szymon Gawryluk</p> <p>By The Gourments   4 Views, 1 Comments   Flag</p>
RESPECT PROJECT WORK 7: CYBERFRIENDS, FRIENDS OR FOES	
RESPECT PROJECT WORK 8: CREATING THE RESPECT CARD BOARD GAME	
RESPECT PROJECT WORK 9: MAKING A ONE MINUTE VIDEO TO PROMOTE SAFER INTERNET	
RESPECT PROJECT WORK 10: CREATING COMICS	
ELECTRONIC EDITION OF COLLABORATIVE POEM WRITING ACTIVITY	
WORKSHOPS FOR PUPILS AND PARENTS ON RESPECT AND SAFETY IN THE CYBERSPACE	
DISSEMINATION OF RESULTS	
EVALUATION AND IMPACT ASSESSMENT	
VIDEO TEASERS TO PRESENT THE PROJECT	
THE RESPECT PROJECT BOOKLET	





The online questionnaire for the Survey:

In Portuguese:

<https://docs.google.com/forms/d/1Qpl-QtByr1jnaaoGlwuxlk4ck7frRG6VI3yf4rUW084/viewform#start=openform>

(last accessed on March, 2015)

In English (for the eTwinning project partners)

<https://docs.google.com/forms/d/18YiVvi87hRmNEI8GqDgERMAKV9OO3T72t3LXs5qhT6A/viewform#start=openform>

(last accessed on March, 2015)

The outcomes of the study carried out by eTwinning group Casa Portuguesa:  
The report of the findings:

[http://new-twinspace.etwinning.net/c/document\\_library/get\\_file?p\\_l\\_id=31148432&folderId=31148924&name=DLFE-968521.pdf](http://new-twinspace.etwinning.net/c/document_library/get_file?p_l_id=31148432&folderId=31148924&name=DLFE-968521.pdf)

(last accessed on March, 2015)

Learners created video teasers to show the outcomes of the RESPECT project:

<https://www.youtube.com/watch?v=7ypnsYBricE&feature=youtu.be>

(last accessed on March, 2015)

<http://youtu.be/3YYIzk4EJF0>

<p>BOARD GAME</p> <p>RESPECT PROJECT WORK 9: MAKING A ONE MINUTE VIDEO TO PROMOTE SAFER INTERNET</p> <p>RESPECT PROJECT WORK 10: CREATING COMICS</p> <p>ELECTRONIC EDITION OF COLLABORATIVE POEM WRITING ACTIVITY</p> <p>WORKSHOPS FOR PUPILS AND PARENTS ON RESPECT AND SAFETY IN THE CYBERSPACE</p> <p>DISSEMINATION OF RESULTS</p> <p>EVALUATION AND IMPACT ASSESSMENT</p> <p>VIDEO TEASERS TO PRESENT THE PROJECT</p> <p>THE RESPECT PROJECT BOOKLET</p>	<p>Teaser_respect 25 May 2014 15:51 Edit Delete</p> <p>Hello everyone! My name is João Correia and I'm a member of the group Students Gang. This video shows the eTwinning project "respect in the cyberspace". With this video, I want to convey to everyone how much respect is important and the importance of this work for participants. The link for the video is: <a href="http://youtu.be/JwBIIp40Xbg">http://youtu.be/JwBIIp40Xbg</a></p> <p>By The students gang   7 Views, 2 Comments   Flag</p> <hr/> <p>Teaser video about the project 24 May 2014 15:42 Edit Delete</p> <p>Hello everyone! My name is João Almeida, I'm 16 years old, I'm from Portugal and I'm a member of the group Future Vision. This is the teaser video I made to present you how was this project in my class. There are presented some groups that participated on the project and their final products. The link for the video is: <a href="http://youtu.be/7ypnsYBricE">http://youtu.be/7ypnsYBricE</a></p> <p>By Future Vision   15 Views, 2 Comments   Flag</p>
--	---