

18 May 2021



# Innovation for Child Rights in Iceland


Building on the Legacy of Barnahus

Ásmundur Einar Daðason  
Minister of Social Affairs and Children

| **Government of Iceland**  
Ministry of Social Affairs



# Integration of Services in the Interest of Children's Prosperity





# Stages of services

## Primary level

Basic services and early assistance

Coordinator

## Secondary level

More targeted assistance and resources

Case worker

## Tertiary level

More specialized assistance and resources.

Case worker



# Stages of services

National Agency for  
Children and Families

National Supervisory  
Authority

Primary level

Health Care

Preschool

Primary School

Secondary School

Social Services

Sports and Youth Clubs

Extra Curricular Activities

Secondary level

More targeted assistance

Tertiary level

More specialized assistance

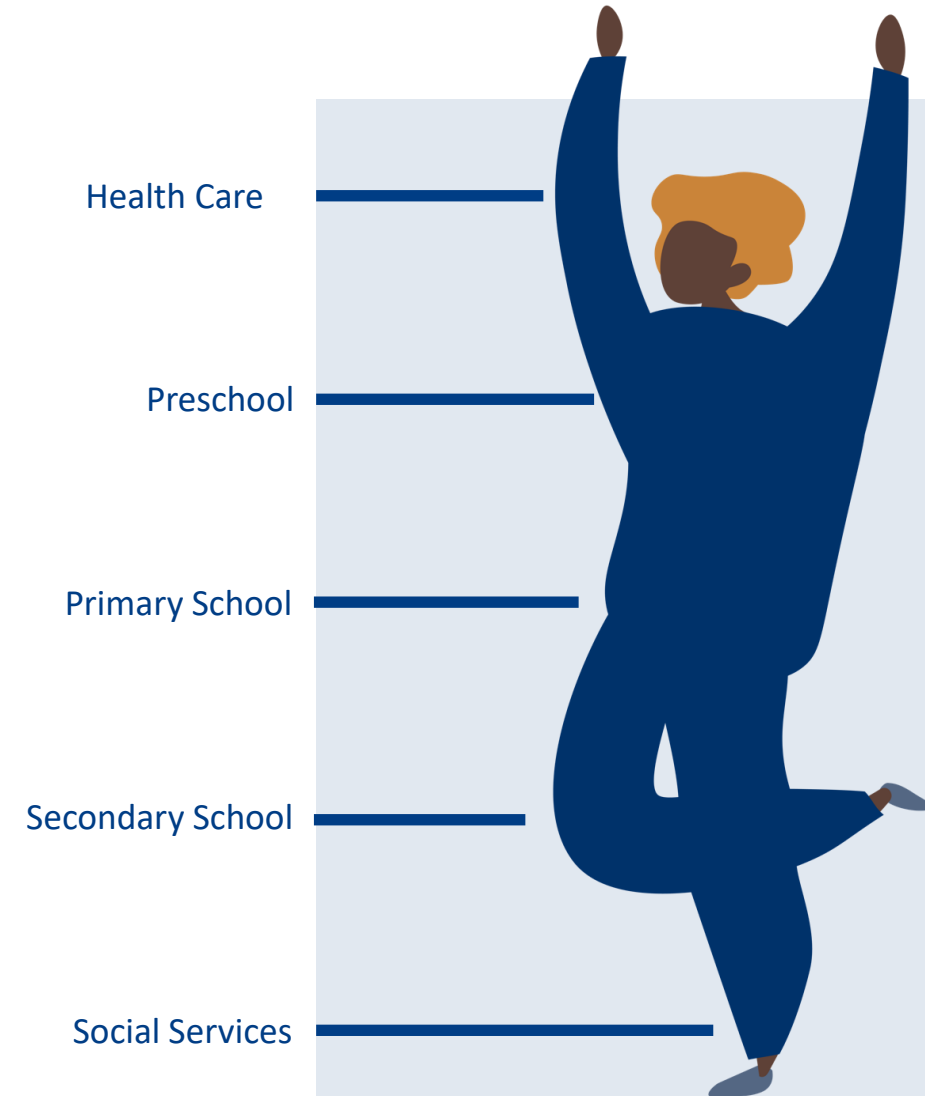




# Coordinator

Situated where a child would regularly seek services according to its age.

Assist with providing access to primary level services.





## Support team

Lead by a case worker.

Makes a support plan in cooperation with the child and family.

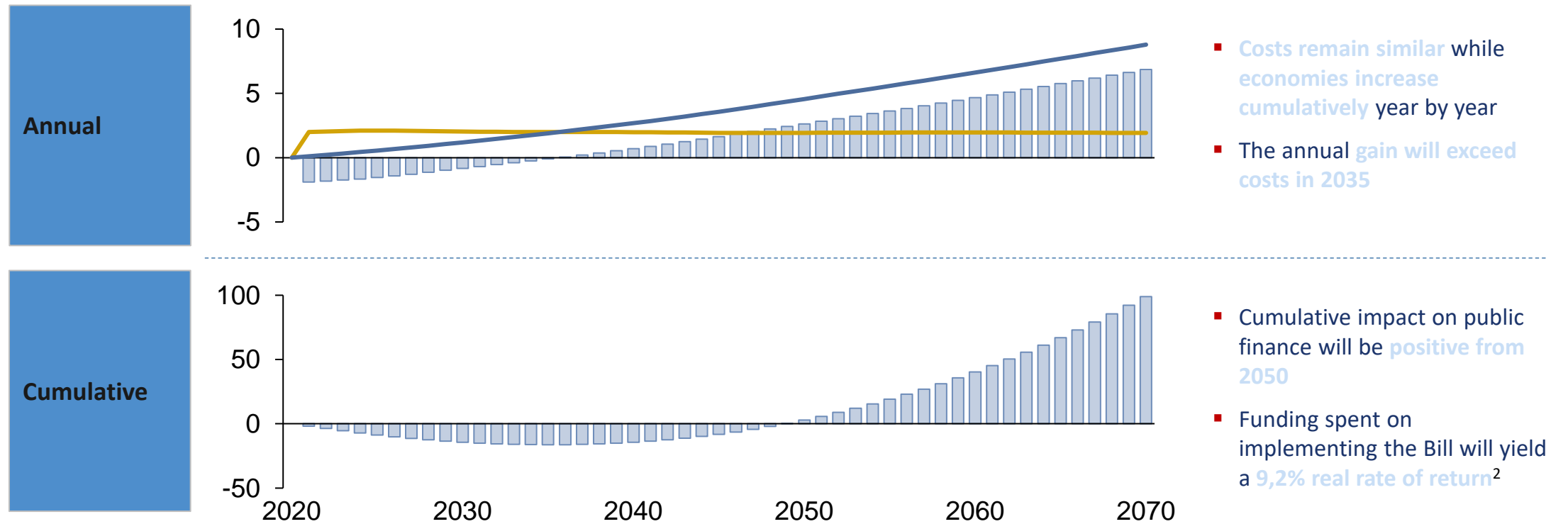
Evaluates and reevaluates services on a regular basis.



# Integration of services in the cause of children's wellbeing is a profitable long-term investment

Estimated costs, economies, and overall impact on public finance (ISK bn)<sup>1</sup>

— Cost — Benefit ■ Net impact



- Costs remain similar while economies increase cumulatively year by year
- The annual gain will exceed costs in 2035
- Cumulative impact on public finance will be positive from 2050
- Funding spent on implementing the Bill will yield a 9,2% real rate of return<sup>2</sup>

1 Figures are at fixed prices, i.e. in real terms

2 Internal rate of return of overall impact premised on 2% annual growth after 2070

Source: Ministry of Social Affairs estimate



# Child Wellbeing Dashboard

## A Compass for Evidence-Based Policy





# Child Wellbeing Dashboard

- Originally developed in cooperation between the Ministry of Social Affairs, UNICEF Iceland and Kopavogur (local authority).
- International Award from UNICEF in 2019, Child-Friendly Cities Inspire Award.
- Framework is based on Child Rights (Art. 2,3,6 and 12).
- National Implementation in 2021.



# Dashboard Structure



Education	Equity	Health and Wellbeing	Safety and Protection	Violence & Negligence
Formal Education	Financial Constraints	General Wellbeing	Bullying & Accidents	After School Activities
School Participation	Social Equity	Mental Health	Family Time	General Participation
Wellbeing in School		Physical Health	Risk Behaviour	Social Life
Workplace Conditions		Prevention	Violence & Negligence	Social Network & Computer Games



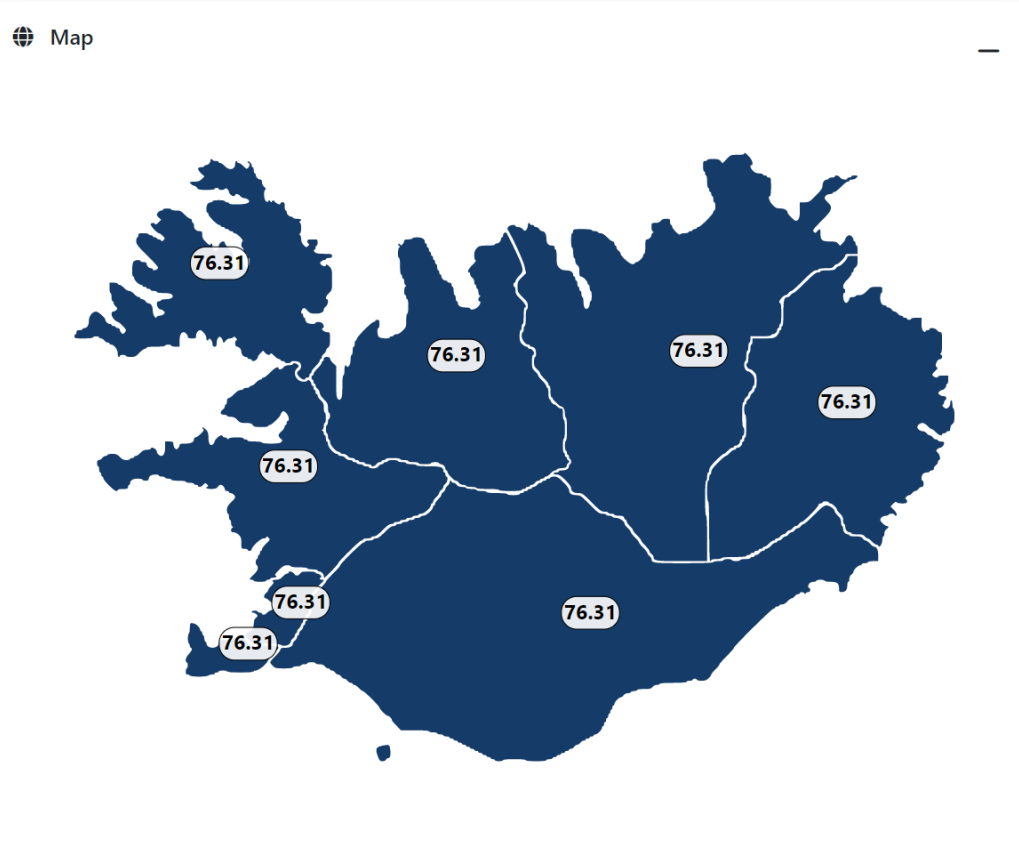
# Nightingale

- Software solution made available to all municipalities.
- Hosts dashboard, but allows municipalities to collect and monitor data in multiple ways. Create own dashboards and indexes.
- Connects measurements to actions and projects.
- Open Source.



## Iceland - Child friendly city index

The map below shows the development from 12/31/2001 to 12/31/2020.



Settings

### List - Iceland - Child friendly city index

Name	Value	Operations
▼  Iceland - Child friendly city index	76.31 -0.71	⋮
Capital Region - Child friendly city index	76.31 -0.71	⋮
Eastern Region - Child friendly city index	76.31 -0.71	⋮
Northeastern Region - Child friendly city index	76.31 -0.71	⋮
Northwestern Region - Child friendly city index	76.31 -0.71	⋮
Southern Peninsula Region - Child friendly city in...	76.31 -0.71	⋮
Southern Region - Child friendly city index	76.31 -0.71	⋮
Western Region - Child friendly city index	76.31 -0.71	⋮
Westfjords Region - Child friendly city index	76.31 -0.71	⋮

### Filter - Child friendly city index

- Name**
- ▼ Child friendly city index
    - > Equity
    - > Security & Protection
    - > Education
    - > Health & Wellbeing
    - > Social Participation

**NIGHTINGALE**

**test**  
UT Department  
gudmunduroskar@kopav...

- Dashboard
- Indices
- Measurements
- Projects
- Departments

Extra

- Language >
- Settings >
- About Nightingale
- History



76.31 -0.71

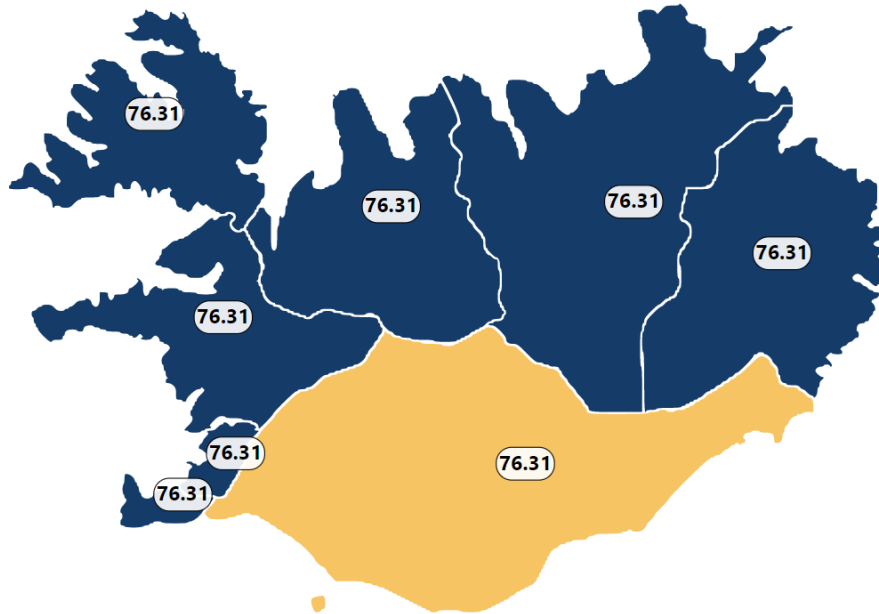


Indices / Map

## Iceland - Child friendly city index

The map below shows the development from 12/31/2001 to 12/31/2020.

Map



Open submap

### List - Iceland - Child friendly city index

Name	Value	Operations
▼ Iceland - Child friendly city index	76.31 -0.71	⋮
Capital Region - Child friendly city index	76.31 -0.71	⋮
Eastern Region - Child friendly city index	76.31 -0.71	⋮
Northeastern Region - Child friendly city index	76.31 -0.71	⋮
Northwestern Region - Child friendly city index	76.31 -0.71	⋮
Southern Peninsula Region - Child friendly city in...	76.31 -0.71	⋮
<b>Southern Region - Child friendly city index</b>	<b>76.31 -0.71</b>	⋮
Western Region - Child friendly city index	76.31 -0.71	⋮
Westfjords Region - Child friendly city index	76.31 -0.71	⋮

### Filter - Child friendly city index

- ▼ Child friendly city index
  - > Equity
  - > Security & Protection
  - > Education
  - > Health & Wellbeing
  - > Social Participation

Settings

- Dashboard
- Indices
- Measurements
- Projects
- Departments
- Extra
  - Language
  - Settings
  - About Nightingale
  - History



# Icelandic Chairmanship 2022

- Child rights will be a key priority during Icelandic chairmanship, starting in November 2022.
- The Icelandic government is keen to explore cooperation with members states and the Council of Europe.
- We look forward to working with you.

18 May 2021



**Government of Iceland**  
Ministry of Social Affairs