



Council of Europe
Conseil de l'Europe

Training on Gender Mainstreaming for the CoE Rapporteurs

Strasbourg, 11-12 December 2019

Council of Europe
Conseil de l'Europe



QUIZ


« Back to realities »

Facts and Figures

Quiz designed by Romain Sabathier

www.intersections.pro/en/

Quizz



1. How much top positions in politics are held by men in Europe ?

71%

83%

90%

1. How much top positions in politics are held by men in Europe ?

71%

83%

90%

Source : CoE, 2017

2. How much men hold top positions in the boards of the 350 biggest pharma companies worldwide ?

73%

88%

94%

2. How much men hold top positions in the boards of the 350 biggest pharma companies worldwide ?

73%

88%

94%

*Source : Women
Count Report, FTSE
350, 2019*

Athens

Declaration in ...

1992 : launching of the
debate on **parity** during
the « Summit of Women
in Power » (Athens)

3. What is the share of employment rate of women born in EU ?

68%

73%

78%

3. What is the share of employment rate of women born in EU ?

68% : women born in EU

73% : men born outside EU

78% : men born in EU

Source : Eurostat, 2018

4. Does the gap between the share of employed non-EU-28-born women and native women is about ?

- The same than between men**
- 2 times larger than between men**
- 3 times larger than between men**

4. Does the gap between the share of employed non-EU-28-born women and native women is about ?

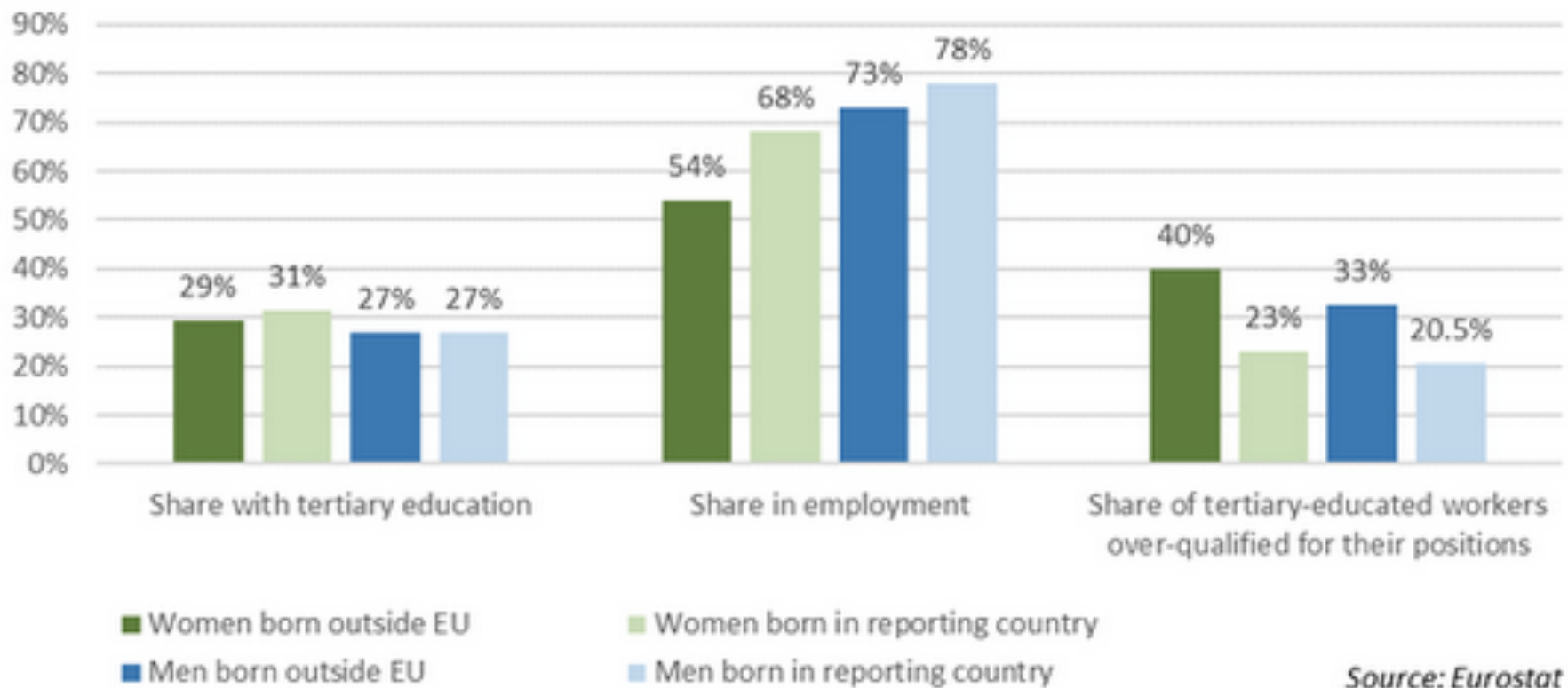
The same than between men

2 times larger than between men

3 times larger than between men

Source : Eurostat, 2018

Chart 1
Comparing employment outcomes of women born outside EU



Source: Eurostat

Only **54%** of non-EU-28-born women are in employment.
(vs 68% for native women : a gap of 14 percentage points
between women vs 5 points between men !)

5. Among 32 european governments, how many have policies specifically concerning migrants female ?

24

11

7

5. Among 32 european governments, how many have policies specifically concerning migrants female ?

24

11

7

Source : European Court of Auditors, 2018

6. How many women have experienced some form of physical and/or sexual violence after the age of 15 ?

1 woman in 5

1 woman in 3

1 woman in 2

6. How many women have experienced some form of physical and/or sexual violence after the age of 15 ?

1 woman in 5

1 woman in 3

1 woman in 2

Source : FRA, 2012

Istanbul Convention

45 countries have signed

33 have ratified

(fev. 2019)



IRENE LÓPEZ

30 DE ABRIL DE 2019
44 AÑOS
OCTO GUBERNAL

ADALIZ VILLA

17 DE SEPTIEMBRE DE
31 AÑOS
CIUDAD GUBERNAL

NOMBRE Y
APELLIDOS NO CONOCIDOS

11 DE ENERO DE 2019
75 AÑOS
TORRENO (LEÓN)

RITA JEANNINE
SUY

ROSA
ROMERO R.

DARÍA
OLIVA LUNA

8 DE FEBRERO DE 2019

NELIA S.

7 DE ABRIL DE 2019
20 AÑOS
VINARENOS (CASTELLÓN)

RITA NICOLE
OLARCHEA FLORES

2 DE AGOSTO DE 2019
20 AÑOS
CIUDAD GUBERNAL

GLORIA
TORNAY NA

9 DE MARZO DE
58 AÑOS
ESTEPONA (MÁLAGA)

EVELYN N.

20 DE OCTUBRE DE 2019
23 AÑOS
VIC (BARCELONA)

MARÍA SOLEDAD
BORET CASTRILLO

24 DE FEBRERO DE 2019
87 AÑOS
S. C. DE BUSTARICIÓN DE LAS SIERRAS
CIUDAD GUBERNAL (LEÓN)

7. How many athletes were women during the Olympic games of Rio in 2016 ?

45%

34%

26%

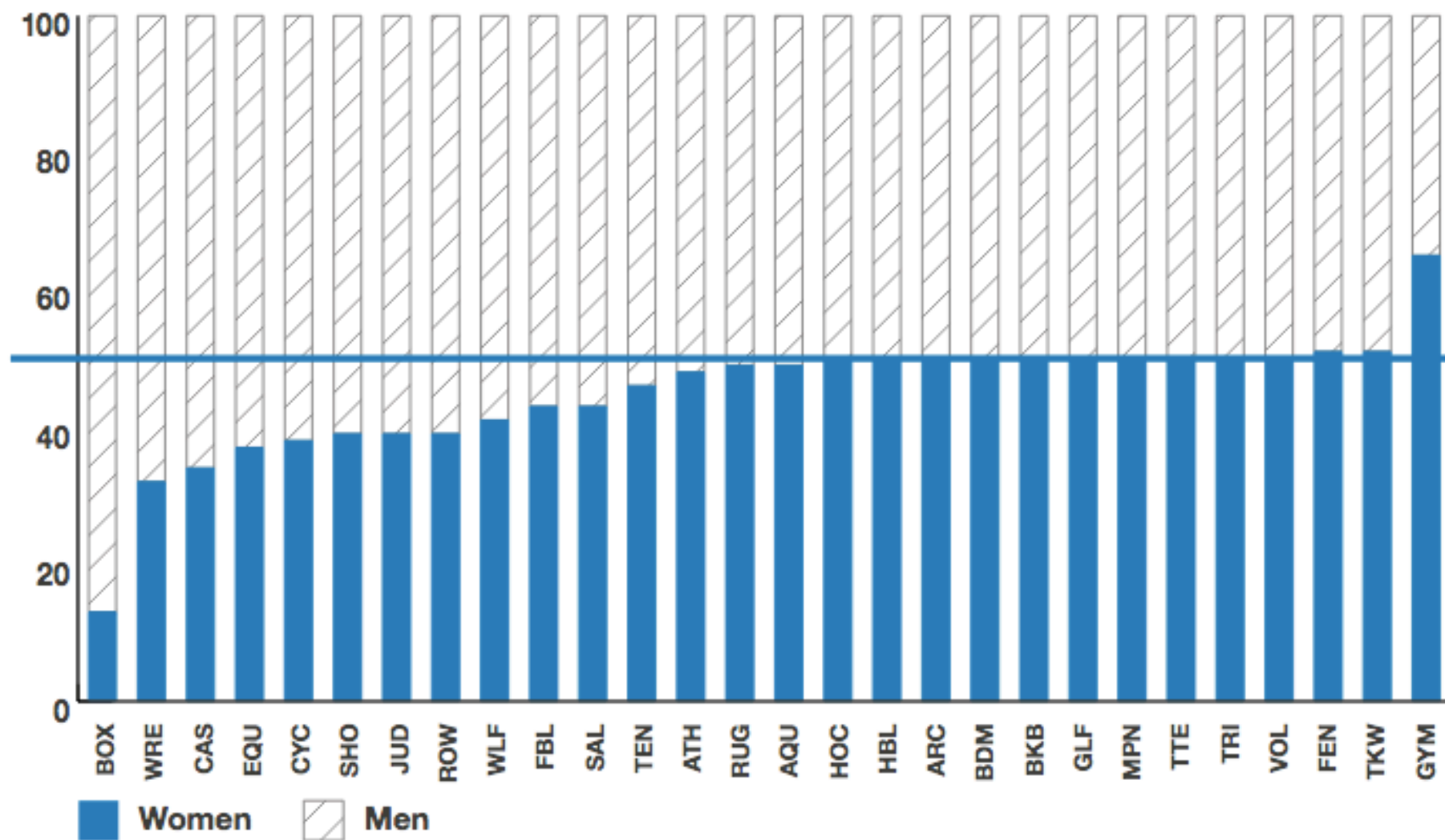
7. How many athletes were women during the Olympic games of Rio in 2016 ?

45%

34%

26%

Table 2: Rio 2016 Athlete Participation Data by Sport



Source : IOC Gender Equality Report, 2018

*“Gender equality is not just words,
it’s actually a matter of real lives.*

*Time’s up. It’s time for us to do
something.”* Kira Appel, member of
the COE Gender Equality
Commission, Denmark

Quiz designed by Romain Sabathier

www.intersections.pro/en/

romain.sabathier@intersections.pro