

CEPEJ Study on the judicial systems in the EU Member States - Country fiche

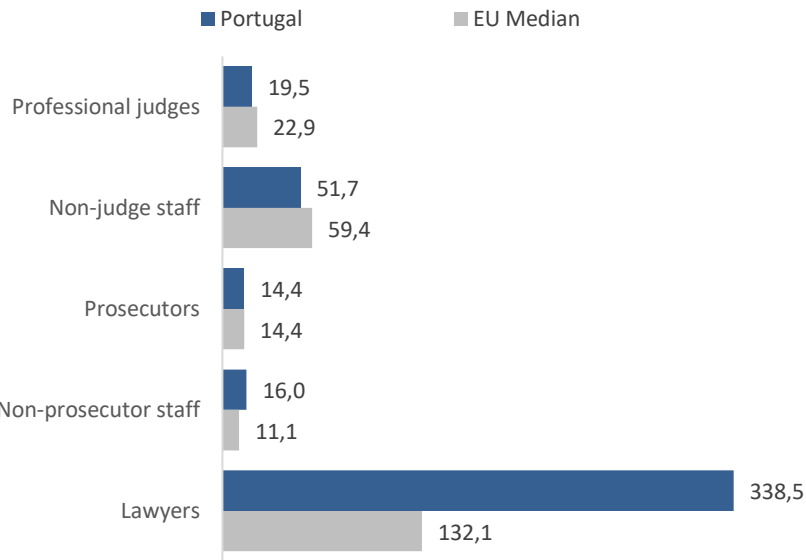
Judiciary at a glance in Portugal (2022 data)

General data

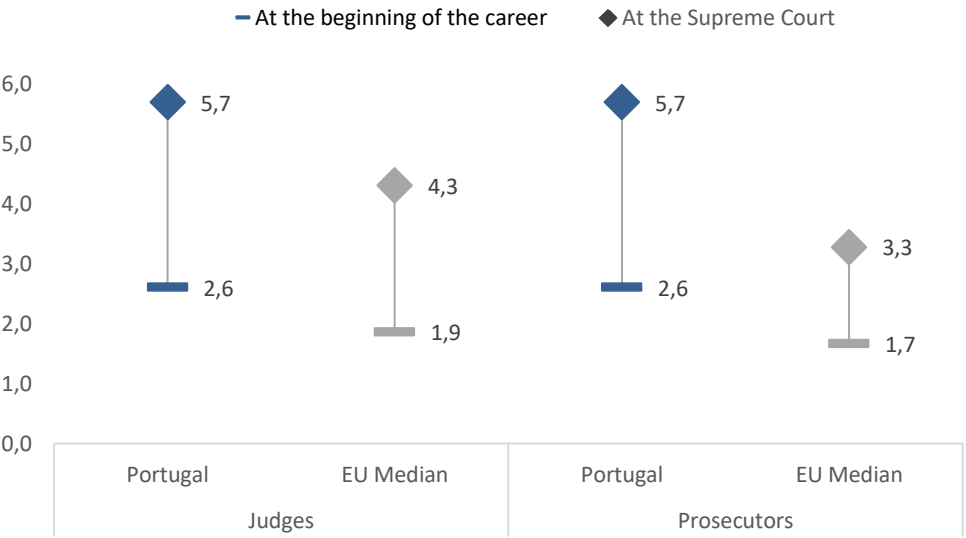
Population: 10 467 366 **GDP per capita:** 23 287 € **Average annual salary:** 18 729 €

Professionals

Judicial professionals per 100 000 inhabitants

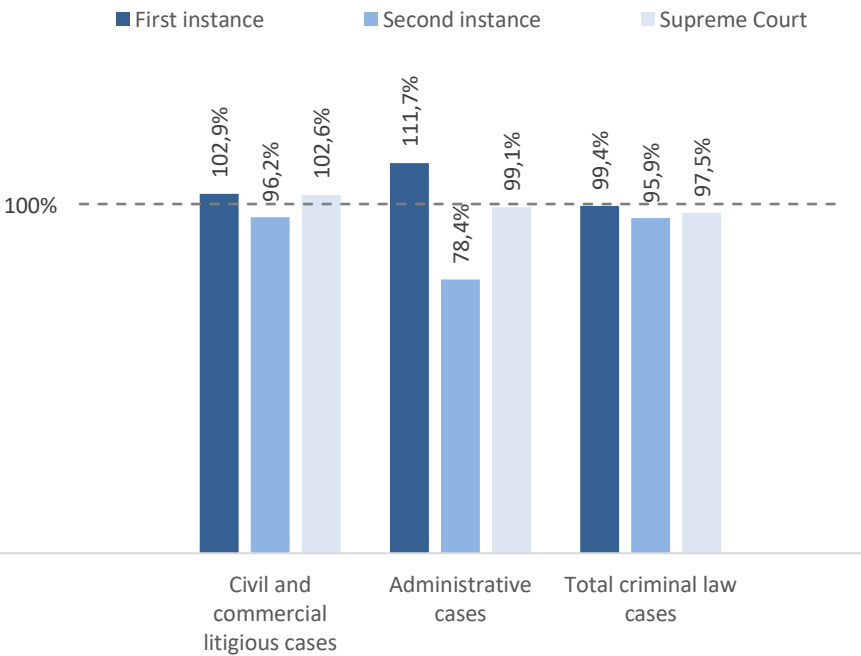


Gross salaries of judges and prosecutors vs average annual salary in 2022

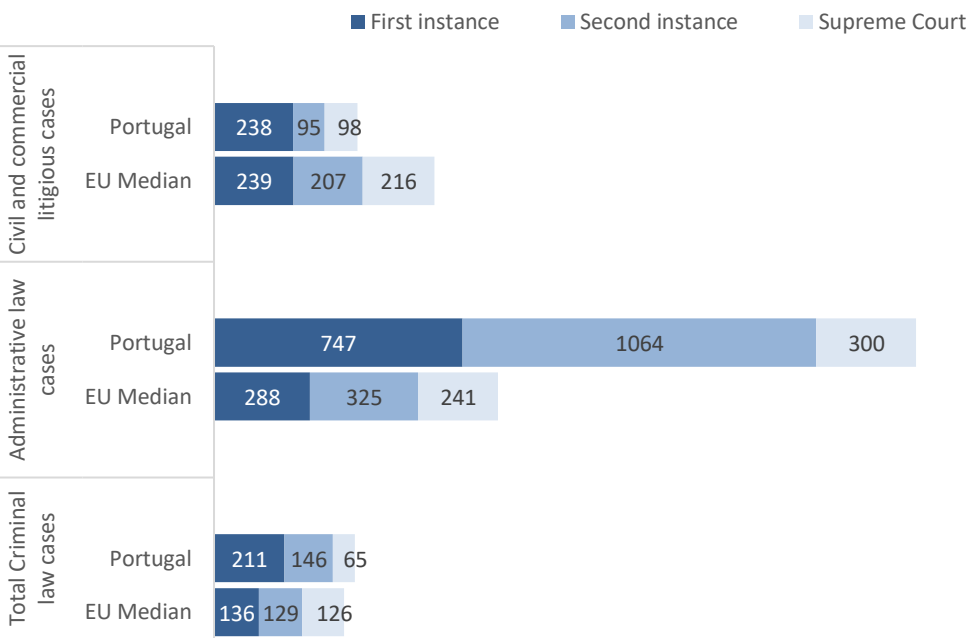


Efficiency

Clearance Rate by instance and by matter in 2022 (%)

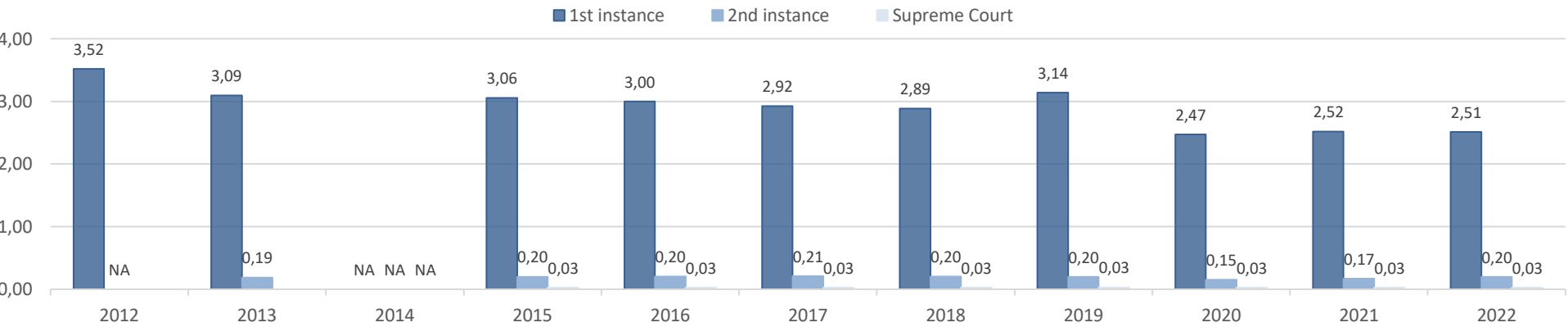


Disposition Time by instance and by matter in 2022 (days)



Incoming cases per 100 inhabitants

Incoming Civil (and commercial) litigious cases per 100 inhabitants*



* Please note that the Supreme Court data prior to 2014 were not collected.

CEPEJ (2023) 17rev part 2 - Portugal

Synthesis table for the main indicators for:

Portugal

Economic and demographic data	2012	2013	2014	2015	2016	2017	2018	2019	2020	2021	2022	Trend 2012-2022	Variations				
													2012-2022		2021-2022		
Population	10 487 289	10 427 301	10 374 822	10 341 440	10 309 573	10 291 027	10 276 617	10 295 909	10 295 909	10 352 042	10 467 366	<div><div></div></div>		-0,2%		1,1%	
GDP per capita	15 607	15 890	16 637	17 317	17 905	18 744	19 614	20 660	19 638	20 528	23 287	<div><div></div></div>		49,2%		13,4%	
Exchange rate (local currency needed to obtain 1€)	NAP	NAP	NAP	NAP	NAP	NAP	NAP	NAP	NAP	NAP	NAP		NAP		NAP		
Average annual salary							16 766	17 226	18 044	18 729	18 729	<div><div></div></div>					0,0%
Resources per 100 000 inh.	2012	2013	2014	2015	2016	2017	2018	2019	2020	2021	2022	Trend 2012-2022	2012-2022	2021-2022			
Professional judges	19,16	19,42	19,18	19,24	19,26	20,01	19,26	19,42	19,42	19,52	19,52	<div><div></div></div>		1,9%		0,0%	
Non-judge staff	58,26	57,59	54,92	56,08	54,82	56,25	56,61	56,61	56,13	55,37	51,70	<div><div></div></div>	-11,3%			-6,6%	
Public prosecutors									13,75	14,30	14,44	<div><div></div></div>				1,0%	
Non-prosecutors staff									16,09	16,17	16,03	<div><div></div></div>				-0,9%	
Lawyers	270,24	275,86	282,77	263,76	295,60	304,40	314,97	322,50	321,63	327,83	338,50	<div><div></div></div>		25,3%		3,3%	
Mediators	2,43	2,40	1,89	2,14	4,99	6,00	NA	NA	NA	NA	NA	<div><div></div></div>	NA		NA		
First instance incoming cases per 100 inhab.	2012	2013	2014	2015	2016	2017	2018	2019	2020	2021	2022	Trends 2012-2021	2012-2022	2021-2022			
Civil and commercial litigious cases	3,52	3,09	NA	3,06	3,00	2,92	2,89	3,14	2,47	2,52	2,51	<div><div></div></div>	-28,7%			-0,4%	
Administrative law cases	NA	NA	NA	0,34	0,25	0,24	0,24	0,27	0,20	0,25	0,23	<div><div></div></div>	NA			-5,7%	
Total criminal law cases									0,62	0,72	0,75	<div><div></div></div>				5,0%	
First instance performance indicators (Clearance Rate)	2012	2013	2014	2015	2016	2017	2018	2019	2020	2021	2022	Trends 2012-2021	2012-2022 (percentage points)	2021-2022 (percentage points)			
CR civil and commercial litigious cases	98%	103%	NA	116%	112%	113%	109%	105%	98%	102%	103%	<div><div></div></div>	5,21			0,75	
CR administrative law cases	NA	NA	NA	80%	112%	105%	111%	106%	126%	107%	112%	<div><div></div></div>	NA			4,92	
CR total criminal law cases									93%	99%	99%	<div><div></div></div>				0,09	
First instance performance indicators (Disposition Time)	2012	2013	2014	2015	2016	2017	2018	2019	2020	2021	2022	Trend 2012-2022	2012-2022	2021-2022			
DT civil and commercial litigious cases (days)	369	386	NA	315	289	250	229	200	280	253	238	<div><div></div></div>	-35,5%			-5,8%	
DT administrative law cases (days)	NA	NA	NA	989	911	988	928	846	847	792	747	<div><div></div></div>	NA			-5,6%	
DT total criminal law cases (days)									280	224	211	<div><div></div></div>				-5,5%	
First instance pending cases per 100 inhab. on 31 dec.	2012	2013	2014	2015	2016	2017	2018	2019	2020	2021	2022	Trend 2012-2022	2012-2022	2021-2022			
Civil and commercial litigious cases	3,47	3,37	NA	3,07	2,66	2,26	1,98	1,81	1,85	1,78	1,68	<div><div></div></div>	-50,1%			-5,5%	
Administrative law cases	NA	NA	NA	0,73	0,70	0,69	0,67	0,65	0,59	0,57	0,53	<div><div></div></div>	NA			-7,0%	
Total criminal law cases									0,44	0,44	0,43	<div><div></div></div>				-0,8%	

Second instance performance indicators (Clearance Rate)	2012	2013	2014	2015	2016	2017	2018	2019	2020	2021	2022	Trend 2012-2022	2012-2022 (percentage points)	2021-2022 (percentage points)
CR civil and commercial litigious cases				95%	97%	99%	102%	102%	108%	102%	96%			-5,31
CR administrative law cases				107%	88%	76%	74%	90%	92%	89%	78%			-10,94
CR total criminal law cases									101%	99%	96%			-2,56
Second instance performance indicators (Disposition Time)	2012	2013	2014	2015	2016	2017	2018	2019	2020	2021	2022	Trend 2012-2022	2012-2022	2021-2022
DT civil and commercial litigious cases (days)				106	114	111	107	104	99	89	95			6,8%
DT administrative law cases (days)				573	714	842	1 016	849	877	836	1 064			27,2%
DT total criminal law cases (days)									142	137	146			7,1%
Supreme court performance indicators (Clearance Rate)	2012	2013	2014	2015	2016	2017	2018	2019	2020	2021	2022	Trend 2012-2022	2012-2022 (percentage points)	2021-2022 (percentage points)
CR civil and commercial litigious cases				100%	99%	104%	98%	95%	89%	100%	103%			2,18
CR administrative law cases				89%	96%	104%	100%	88%	120%	108%	99%			-8,66
CR total criminal law cases									98%	102%	97%			-4,57
Supreme court performance indicators (Disposition Time)	2012	2013	2014	2015	2016	2017	2018	2019	2020	2021	2022	Trend 2012-2022	2012-2022	2021-2022
DT civil and commercial litigious cases (days)				58	58	44	49	70	126	106	98			-7,1%
DT administrative law cases (days)				299	322	272	364	431	291	261	300			14,6%
DT total criminal law cases (days)									67	56	65			17,9%

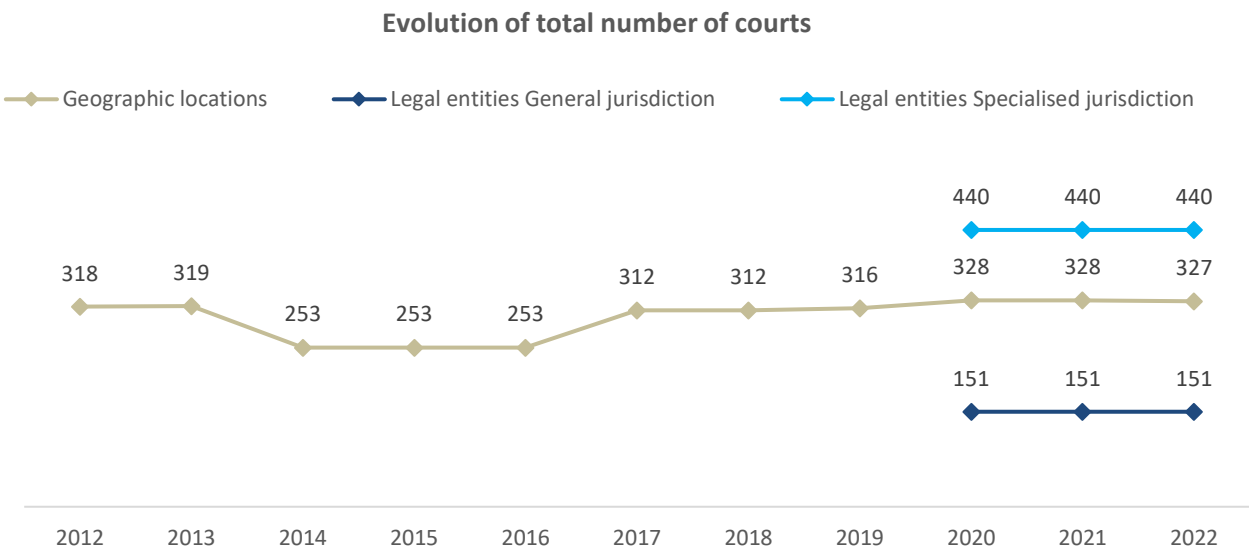
1. Judicial organisation in Portugal (2022 data)

In 2022, Portugal has a total of 591 courts (legal entities) in 327 geographic locations. The number of courts - legal entities include 151 general jurisdiction courts and 440 specialised jurisdiction courts. It is worth noticing that the percentage of the first instance specialised courts over the total number first instance courts is remarkably above the EU median (75,1% vs 27,2%).

Under the Portuguese Constitution, there are two set of courts: judicial courts, which have general jurisdiction in civil/commercial and criminal matters and encompass specialised courts, and administrative and tax courts, whose role is to settle disputes arising out of administrative and tax relations. The latter are specialised in this domain only. The ordinary justice administration in Portugal is organised on a three-level structure which includes: 145 first instance courts of general jurisdiction, 5 courts of appeal and the Supreme Court of Justice. The administrative justice which is autonomous, i.e. independent from the civil justice, is organised on a three-level structure which includes: 17 Administrative and Tax courts (first instance), and 3 higher instance courts of administrative jurisdiction.

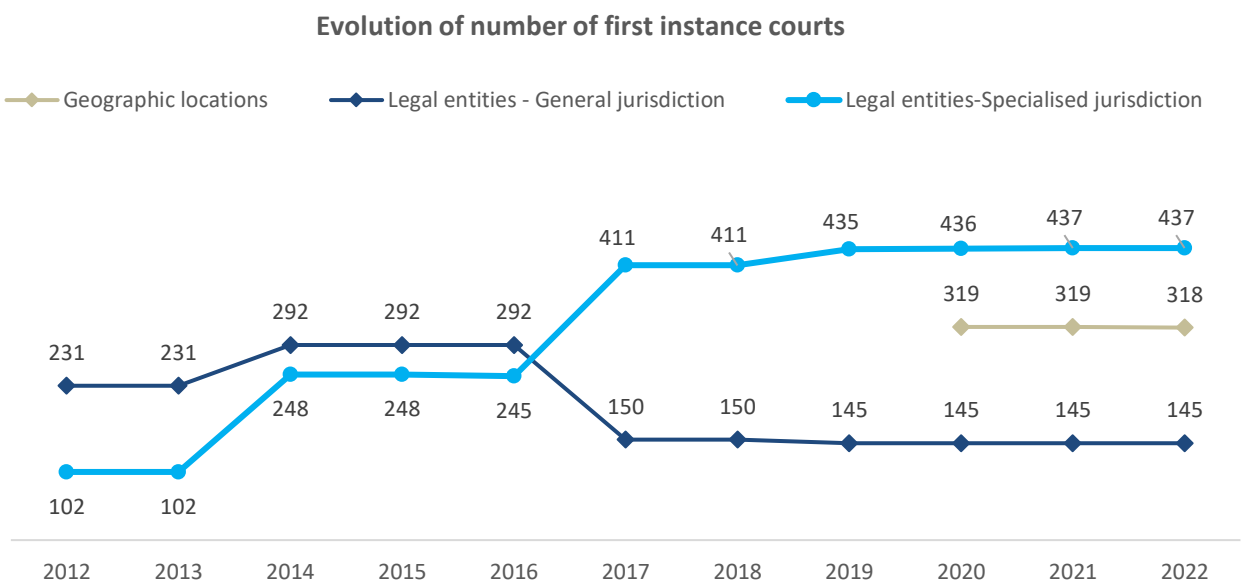
Evolution of total number of courts

Total number of courts	Geographic locations	Legal entities	
		General jurisdiction	Specialised jurisdiction
2012	318		
2013	319		
2014	253		
2015	253		
2016	253		
2017	312		
2018	312		
2019	316		
2020	328	151	440
2021	328	151	440
2022	327	151	440

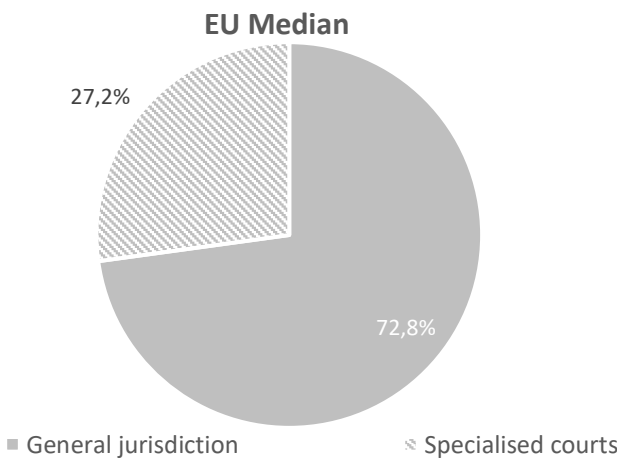
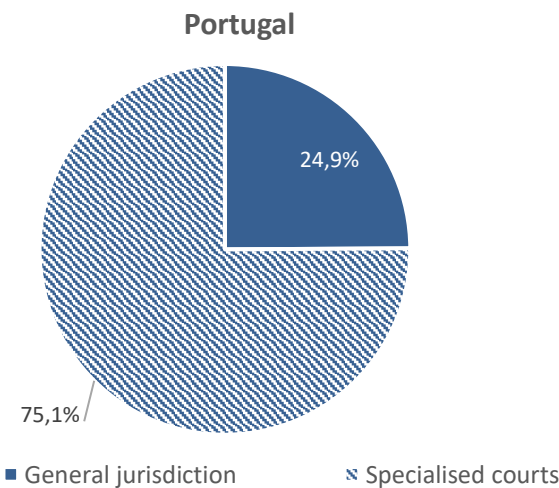


Evolution of number of first instance courts

First instance courts	Geographic locations	Legal entities	
		General jurisdiction	Specialised jurisdiction
2012		231	102
2013		231	102
2014		292	248
2015		292	248
2016		292	245
2017		150	411
2018		150	411
2019		145	435
2020	319	145	436
2021	319	145	437
2022	318	145	437



Distribution of first instance general jurisdiction and specialised courts



The distribution between first instance general jurisdiction courts and first instance specialised courts in Portugal is 24,9% - 75,1% (distribution tendency in EU: 72,8% - 27,2%). Thus, the percentage of the first instance specialised courts is signigicantly above the EU median.

Specialised Courts

Specialised courts	First instance	Higher instance
Total	437	3
Commercial courts (excluded insolvency courts)	23	NAP
Insolvency courts	NAP	NAP
Labour courts	45	NAP
Family courts	53	NAP
Rent and tenancies courts	NAP	NAP
Enforcement of criminal sanctions courts	5	NAP
Fight against terrorism, organised crime and corruption	NAP	NAP
Internet related disputes	1	NAP
Administrative courts	17	3
Insurance and / or social welfare courts	NAP	NAP
Military courts	NAP	NAP
Juvenile courts	NAP	NAP
Other specialised courts	293	NAP

As regards specialised courts, the data provided for 2021 include 17 first instance courts and 3 higher instance courts of administrative jurisdiction. Administrative courts are part of another jurisdiction and under law cannot be considered specialized courts.

«Commercial courts» deal with, inter alia, winding up of the company, insolvency and suspension and revocation of company resolutions.

«Internet related disputes»: only for Internet domain system (DNS) issues, which are under the jurisdiction of the Intellectual Property Court; for all other Internet related issues, general jurisdiction courts are competent. Internet related disputes were not included in the number of specialised courts before 2020.

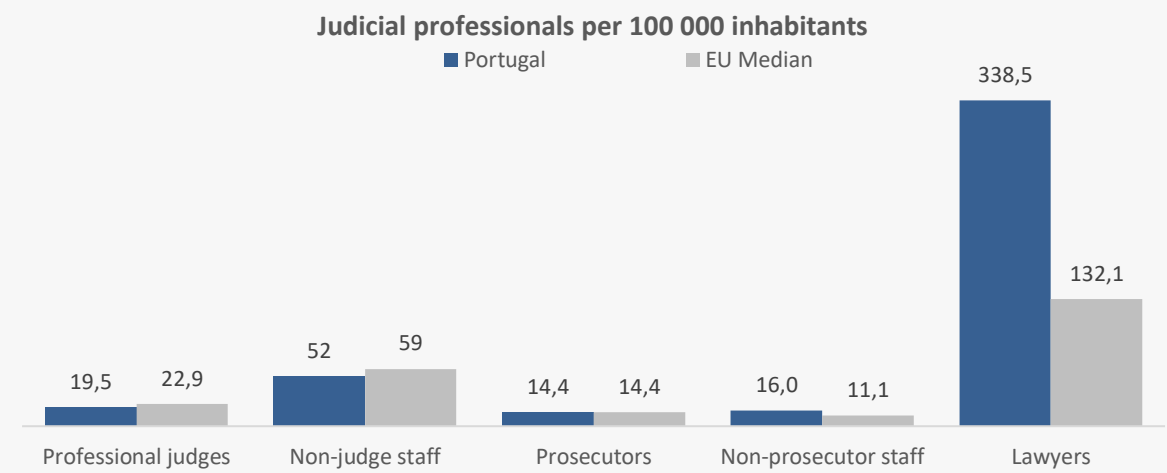
«Other specialised courts”: includes all other courts that are not listed in the categories above. This category includes Civil Central Judicial Divisions, Criminal Central Judicial Divisions, Civil Local Proximity Judicial Divisions, Criminal Local Proximity Judicial Divisions, Petty Criminality Local; Proximity Judicial Divisions, Criminal Examination Judicial Divisions, Enforcement Judicial Divisions, Central Criminal Examination Court, Competition Court and Maritime Court.

2. Professionals of justice in Portugal (2022 data)

Judicial professionals (summary)

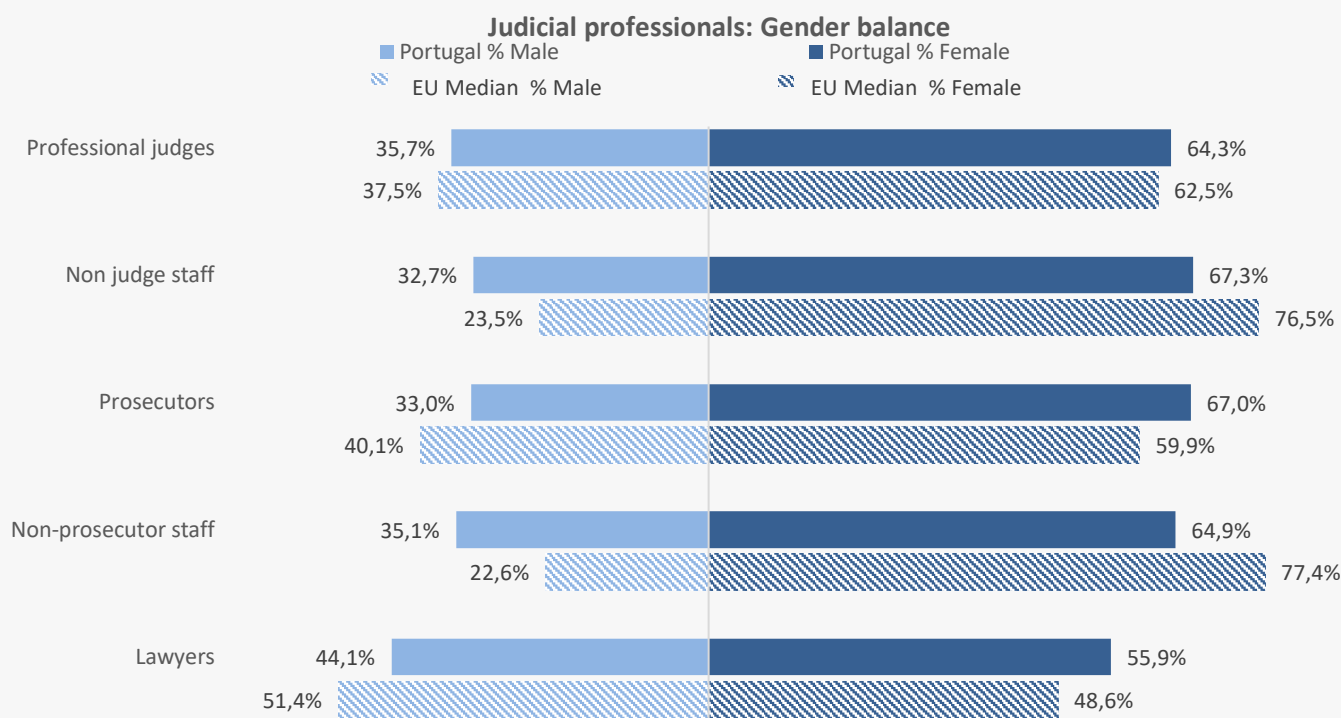
Judicial professionals in absolute number and per 100 000 inhabitants

	Absolute number	Per 100 000 inhabitants	EU Median
Professional judges	2 043	19,5	22,9
Non-judge staff	5 412	52	59
Prosecutors	1 512	14,4	14,4
Non-prosecutor staff	1 678	16,0	11,1
Lawyers	35 432	338,5	132,1



Judicial professionals: Gender balance

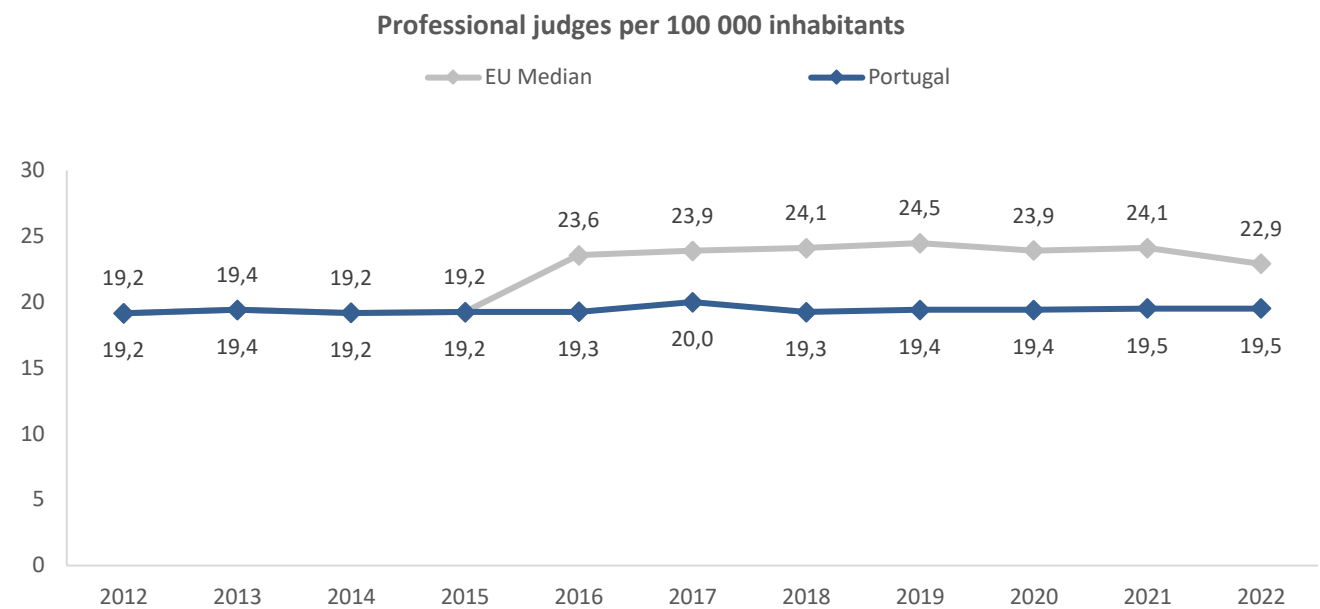
	% Male	% Female
Professional judges	35,7%	64,3%
Non judge staff	32,7%	67,3%
Prosecutors	33,0%	67,0%
Non-prosecutor staff	35,1%	64,9%
Lawyers	44,1%	55,9%



Professional judges

Evolution of the number of professional judges since 2012 (Q46)

Number of professional judges	Absolute Number	Per 100 000 inhabitants	
	Portugal	Portugal	EU Median
2012	2 009	19,2	19,2
2013	2 025	19,4	19,4
2014	1 990	19,2	19,2
2015	1 990	19,2	19,2
2016	1 986	19,3	23,6
2017	2 059	20,0	23,9
2018	1 979	19,3	24,1
2019	1 999	19,4	24,5
2020	1 999	19,4	23,9
2021	2 021	19,5	24,1
2022	2 043	19,5	22,9

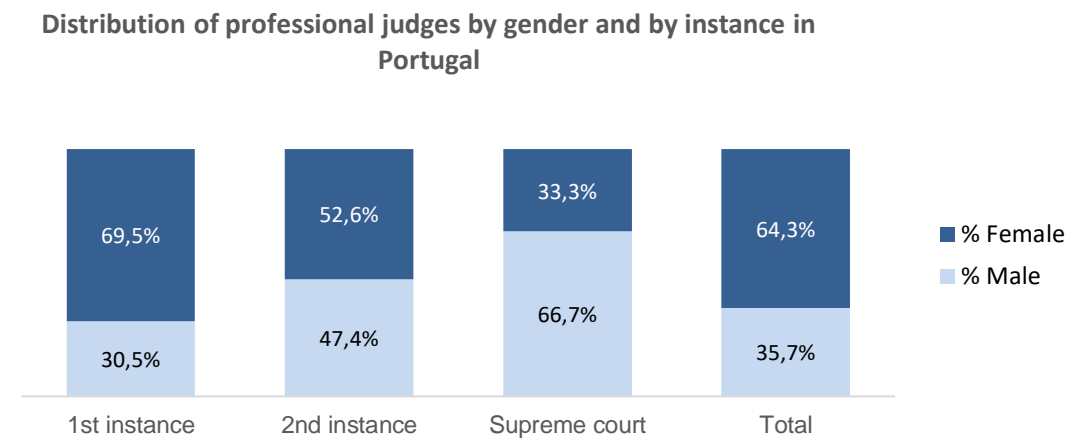
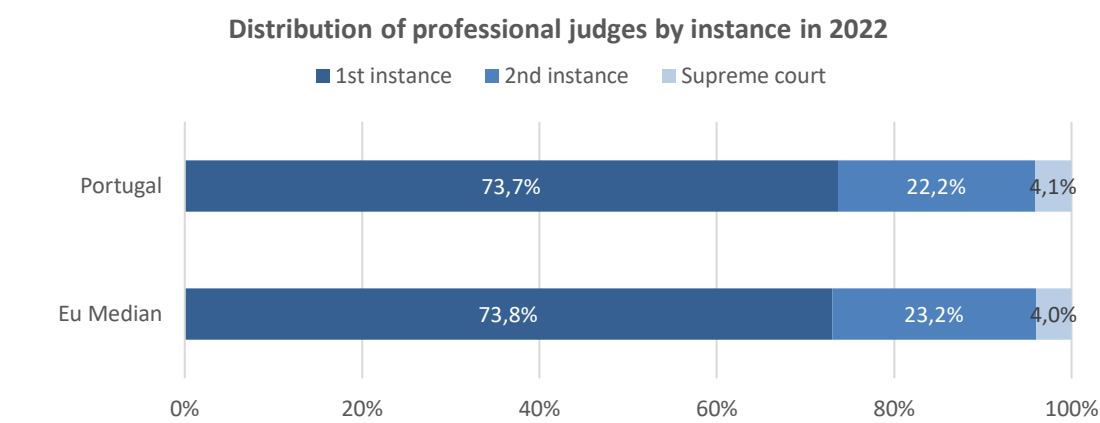


According to 2022 data, the total number of professional judges sitting in courts (all instances) in Portugal is 2 043, which is 1,1% more than in previous cycle.

More precisely, in Portugal, there are 19,5 professional judges per 100 000 inhabitants (this figure is below the EU median of 22,9 judges per 100 000 inhabitants)

Absolute number of professional judges by instance and gender

Professional judges 2022	Total	Distribution by instance	Male	Female	% Male	% Female
1st instance	1 505	73,7%	459	1 046	30,5%	69,5%
2nd instance	454	22,2%	215	239	47,4%	52,6%
Supreme court	84	4,1%	56	28	66,7%	33,3%
Total	2 043		730	1 313	35,7%	64,3%



The total number of judges is distributed among the different judicial instances in the following way: 1 505 are sitting in the first instance courts (of which 1 046 are female); 454 are sitting in the second instance courts (of which 239 are female) and 84 are sitting at the Supreme Court (of which 28 are female).

Concerning the distribution of professional judges per instance, the trend observed in Portugal is identical to the one at the EU level.

In this cycle, the total number of female professional judges (all instances) is 1 313, which represents 64,3% of the total number of judges. In the first and second instance, the female judges represent the majority. Yet, only 33,3% of judges at the Supreme court are female (while they were 37,8% in the previous cycle).

Absolute number of professional judges by instance and matter

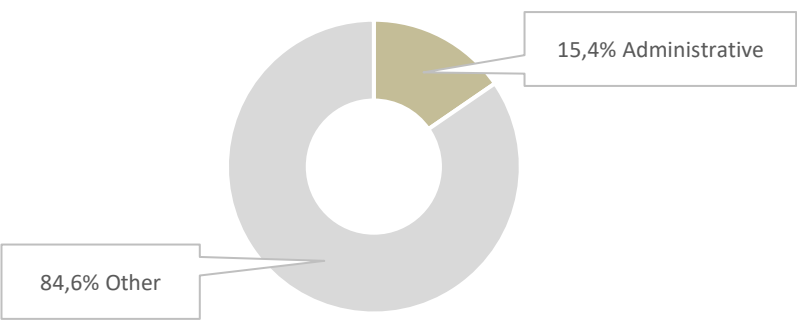
Professional judges 2022	Total	Civil and commercial	Criminal	Administrative	Other
1st instance	1 505	NAP	NAP	233	1 272
2nd instance	454	NAP	NAP	57	397
Supreme court	84	NAP	NAP	25	59
Total	2 043	NAP	NAP	315	1 728

In Portugal, the distribution of judges by categories of cases is possible as presented in the graph below.

Distribution of professional judges by instance and matter

Distribution of Professional judges by instance and matter 2022	Civil and commercial	Criminal	Administrative	Other
1st instance	NAP	NAP	15,5%	84,5%
2nd instance	NAP	NAP	12,6%	87,4%
Supreme court	NAP	NAP	29,8%	70,2%
Total	NAP	NAP	15,4%	84,6%

Distribution of the total number of professional judges by matter



As there are judges who have civil and criminal competences at the same time, it is not possible to discriminate judges by civil and commercial matters. Therefore, the judges of the judicial courts were all included in the column “other”.

Court presidents

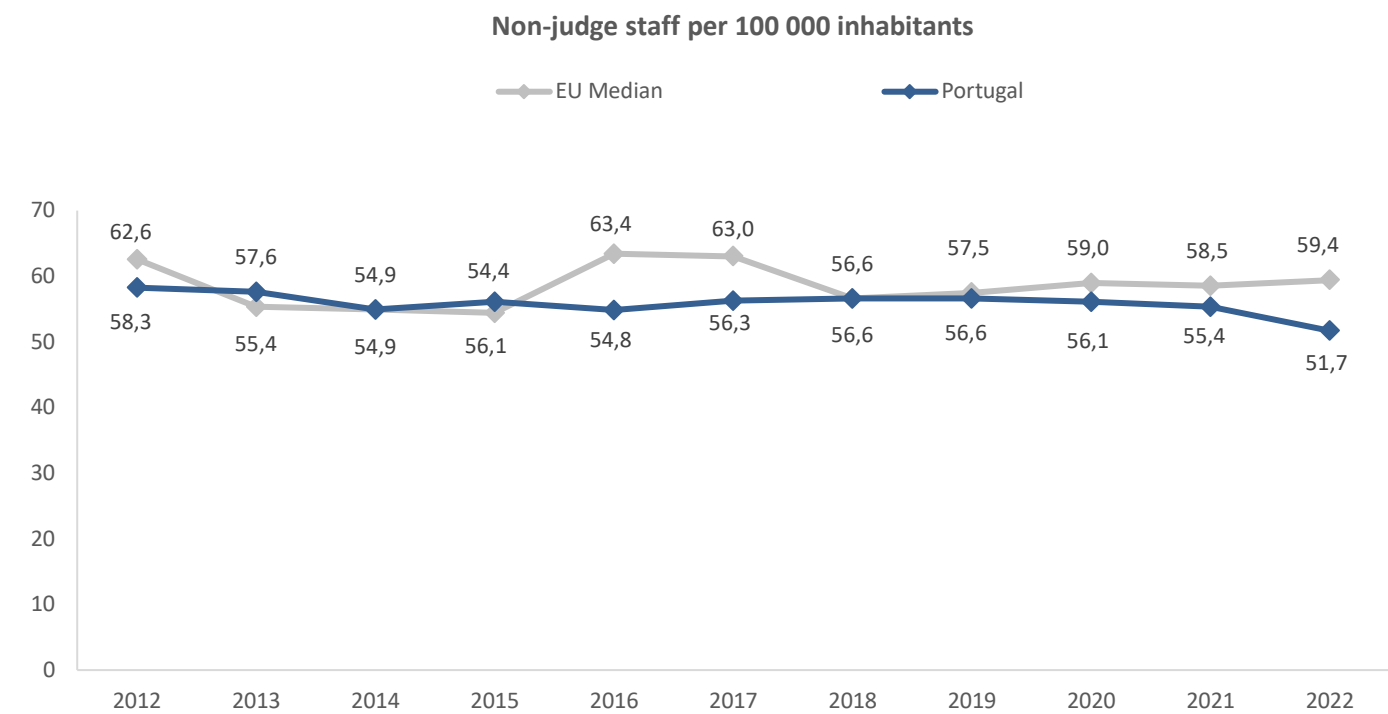
Absolute number of court presidents by instance and gender

Court presidents 2022	Total	Distribution by instance	Male	Female	% Male	% Female
1st instance	NA	NA	NA	NA	NA	NA
2nd instance	NA	NA	NA	NA	NA	NA
Supreme court	NA	NA	NA	NA	NA	NA
Total	NA		NA	NA	NA	NA

It is not possible for Portugal to provide the number of Court Presidents.

Non-judge staff

Number of non-judge staff	Absolute Number	Per 100 000 inhabitants	
	Portugal	Portugal	EU Median
2012	6 110	58,3	62,6
2013	6 005	57,6	55,4
2014	5 698	54,9	54,9
2015	5 799	56,1	54,4
2016	5 652	54,8	63,4
2017	5 789	56,3	63,0
2018	5 818	56,6	56,6
2019	5 829	56,6	57,5
2020	5 779	56,1	59,0
2021	5 732	55,4	58,5
2022	5 412	51,7	59,4



In 2022, Portugal has 5 412 non-judge staff (of which 3 643 are Female). The total number of non-judge staff in comparison with the previous cycle reveals a decrease of -5,6%. Thus, also the number of non-judge staff per 100 000 inhabitants has decreased from 55,4 in 2021 to 51,7 in 2022. During the same period, the number of judges per 100 000 inhabitants remained the same.

Number of non-judge staff by category in 2022	Absolute number	in %
Total	5 412	
Rechtspfleger	NAP	NAP
Non-judge staff assisting the judge	5 025	92,8%
Staff in charge of administrative tasks	89	1,6%
Technical staff	257	4,7%
Other	41	0,8%

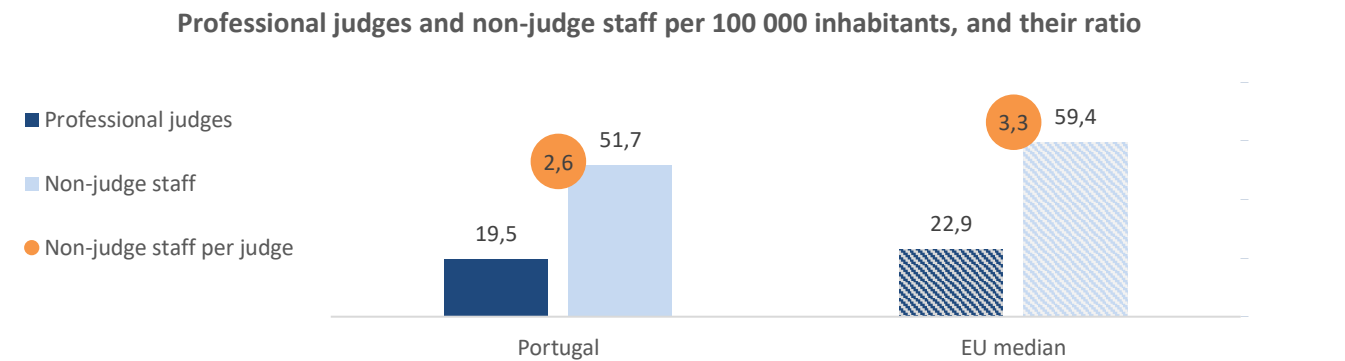
In this cycle, the non-judge staff is broken down as follows:

- 5 025 non-judge staff whose task is to assist the judges such as registrars (of which 3 405 are Female);
- 89 staff in charge of different administrative tasks and of the court management (of which 23 are Female);
- 257 technical staff (of which 185 are Female);
- 41 other (of which 30 are Female);

Included in the "Other non-judge staff" category are professionals not included in the other specific categories, such as senior technical staff who mainly provide support to the higher courts.

Ratio between professional judges and non-judge staff

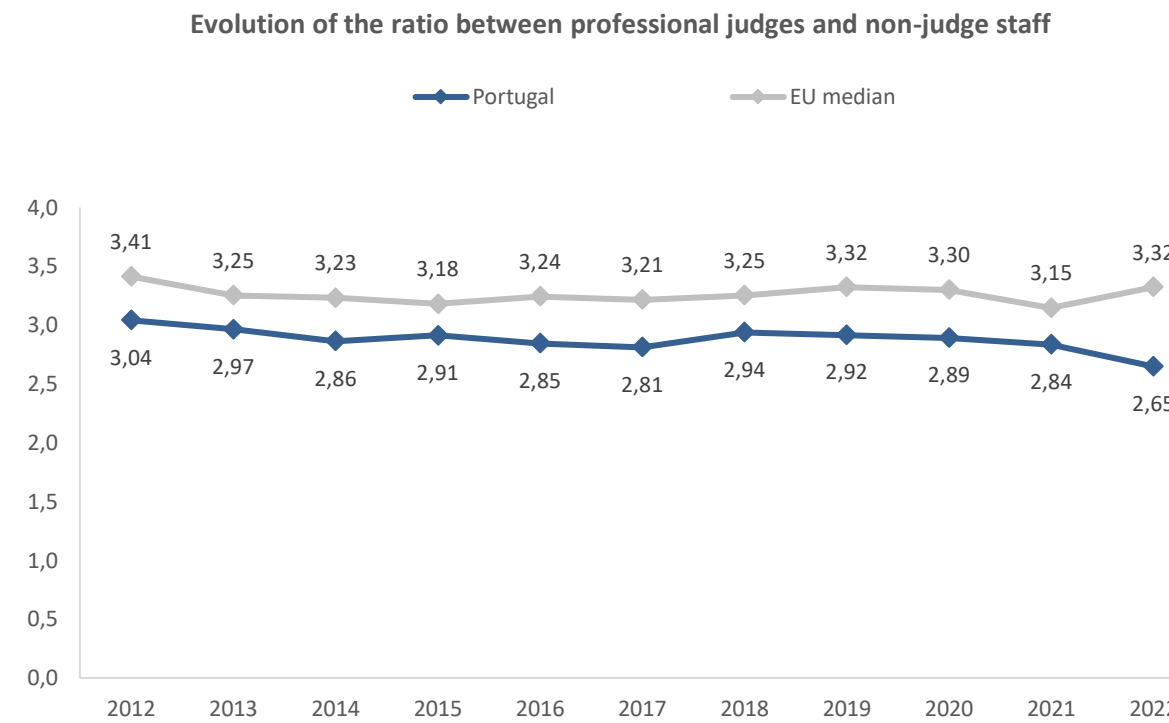
Per 100 000 inhabitants	Portugal	EU median
Professional judges	19,5	22,9
Non-judge staff	51,7	59,4
Non-judge staff per judge	2,6	3,3



In Portugal, there are 19,5 professional judges per 100 000 inhabitants (this figure is below the EU median of 22,9 judges per 100 000 inhabitants) and about 2,6 non-judge staff per judge. There is no significant difference compared with previous cycle when this ratio was at 2,8 non-judge staff per judge.

Evolution of the ratio between professional judges and non-judge staff

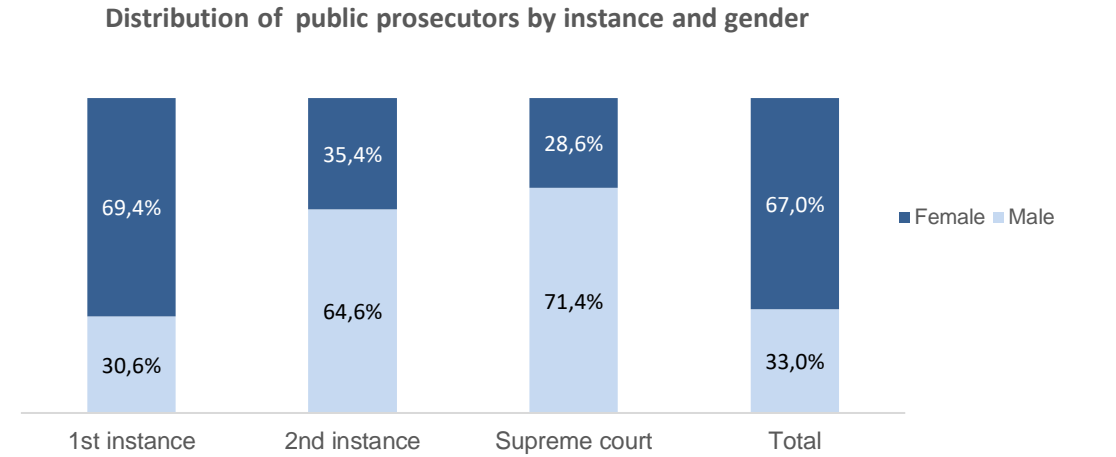
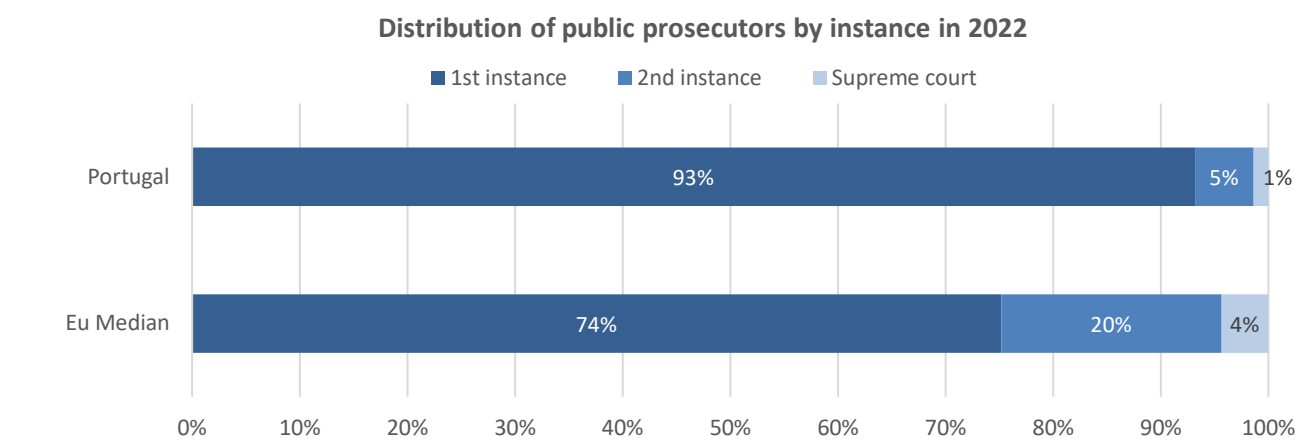
Cycle	Judges per 100 000 inh.	Non-judge staff per 100 000 inh.	Ratio between professional judges and non-judge staff	
	Portugal	Portugal	Portugal	EU median
2012	19,2	58,3	3,04	3,41
2013	19,4	57,6	2,97	3,25
2014	19,2	54,9	2,86	3,23
2015	19,2	56,1	2,91	3,18
2016	19,3	54,8	2,85	3,24
2017	20,0	56,3	2,81	3,21
2018	19,3	56,6	2,94	3,25
2019	19,4	56,6	2,92	3,32
2020	19,4	56,1	2,89	3,30
2021	19,5	55,4	2,84	3,15
2022	19,5	51,7	2,65	3,32



Public prosecutors

Absolute number of public prosecutors by instance and gender

2022	Total	Distribution by instance	Male	Female	Male	Female
1st instance	1 409	93,2%	431	978	30,6%	69,4%
2nd instance	82	5,4%	53	29	64,6%	35,4%
Supreme court	21	1,4%	15	6	71,4%	28,6%
Total	1 512		499	1 013	33,0%	67,0%



The total number of prosecutors is distributed among the different judicial instances in the following way: 1 409 in first instance (of which 978 are female); 82 are in second instance (of which 29 are female) and 21 in final instance (of which 6 are female).

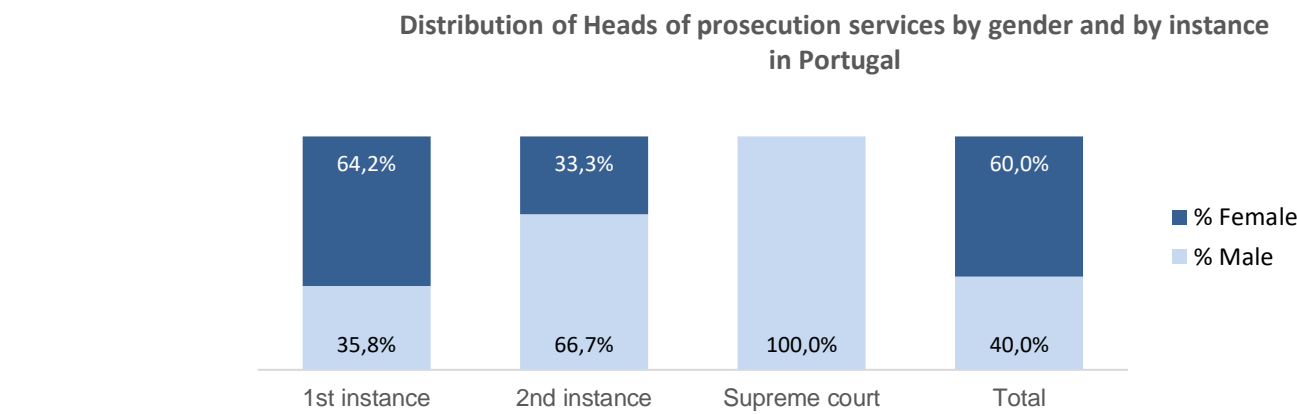
As regards the distribution of the number of prosecutors among the different judicial instances, Portugal from the EU trends because the majority of prosecutors deal with the first instance cases. Indeed, only 5% and 1% of prosecutors deal with second and third instance cases, respectively (while the EU medians are 20% and 4%).

In this cycle, the total number of female prosecutors (all instances) is 1 013, which represents 67,0% of the total number of prosecutors. Although the female prosecutors are the majority in the first instance (69,4), they are underrepresented in the second instance (35,4%) and third instance (28,6%).

Heads of prosecution services

Absolute number of Heads of prosecution services by instance and gender

Heads of prosecution services 2022	Total	Distribution by instance	Male	Female	% Male	% Female
1st instance	53	88,3%	19	34	35,8%	64,2%
2nd instance	6	10,0%	4	2	66,7%	33,3%
Supreme court	1	1,7%	1	0	100,0%	0,0%
Total	60		24	36	40,0%	60,0%

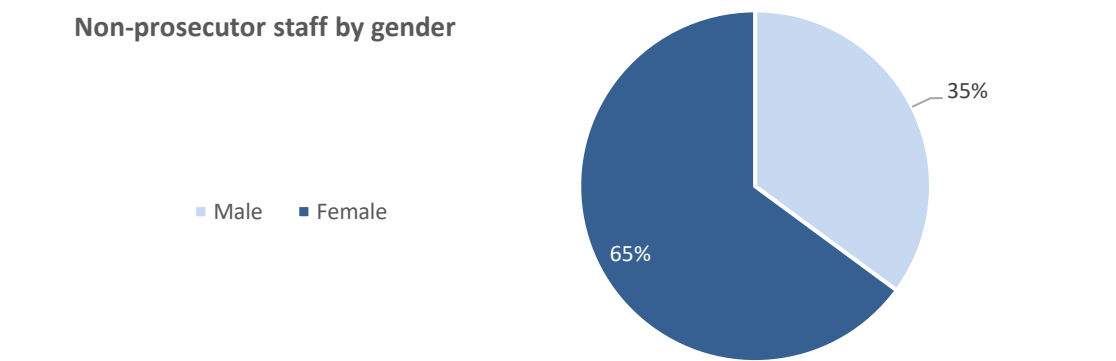


The total number of Heads of prosecution is distributed among the different judicial instances in the following way: 53 at first instance level (of which 34 are female); 6 at second instance level (of which 2 are female) and 1 at the highest instance level (of which 0 are female).

In this cycle, the total number of female Heads of prosecution (all instances) is 36, which represents 60,0% of the total number of Heads of prosecution.

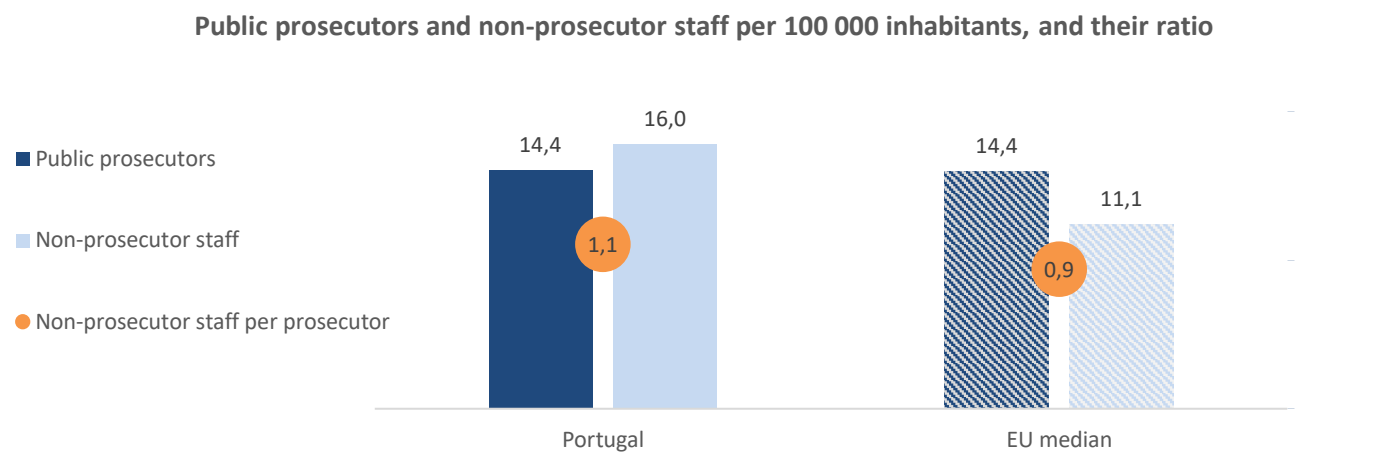
Non-prosecutor staff

Non-prosecutor staff	Total	Male	Female
2020	1 657	574	1 083
2021	1 674	567	1 107
2022	1 678	589	1 089



Ratio between non-prosecutor staff and public prosecutors

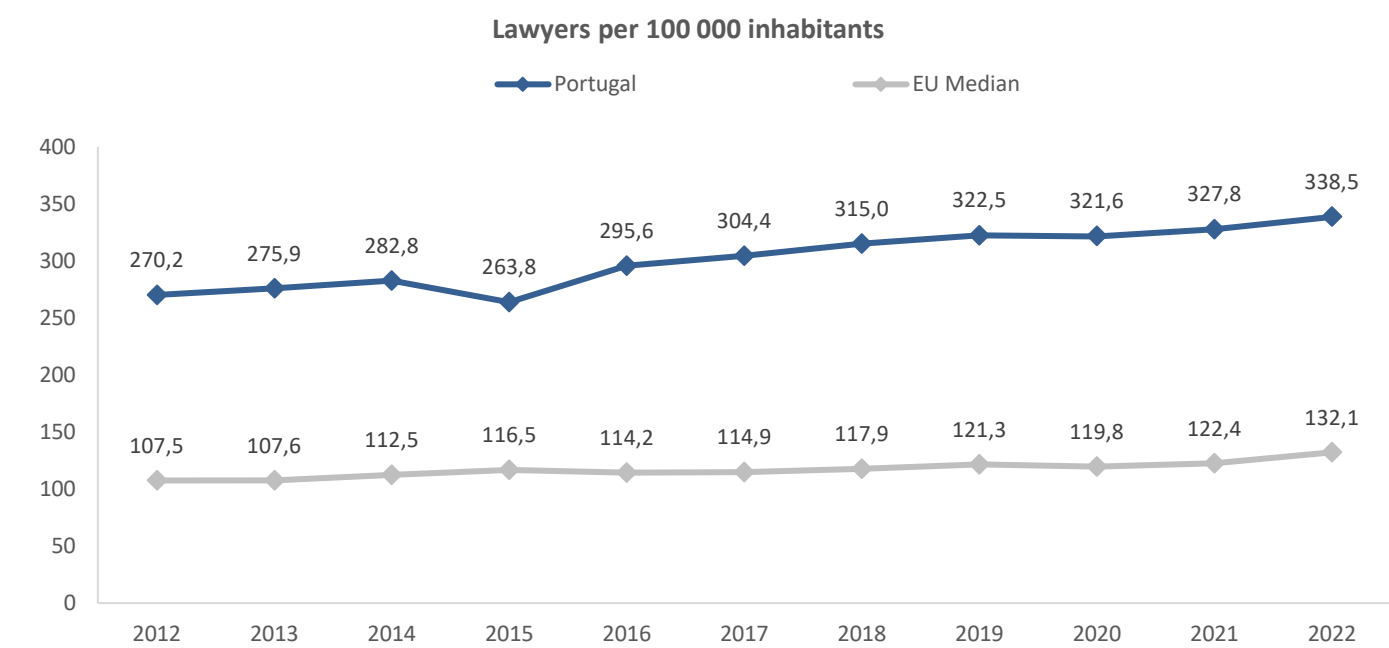
Per 100 000 inhabitants	Portugal	EU median
Public prosecutors	14,4	14,4
Non-prosecutor staff	16,0	11,1
Non-prosecutor staff per prosecutor	1,1	0,9



In 2022, in Portugal, the ratio between non-prosecutor staff and prosecutors of 1,1 was around the EU median of 0,9.

Lawyers

Lawyers	Absolute Number	Per 100 000 inhabitants	
	Portugal	Portugal	EU Median
2012	28 341	270,2	107,5
2013	28 765	275,9	107,6
2014	29 337	282,8	112,5
2015	27 277	263,8	116,5
2016	30 475	295,6	114,2
2017	31 326	304,4	114,9
2018	32 368	315,0	117,9
2019	33 204	322,5	121,3
2020	33 115	321,6	119,8
2021	33 937	327,8	122,4
2022	35 432	338,5	132,1



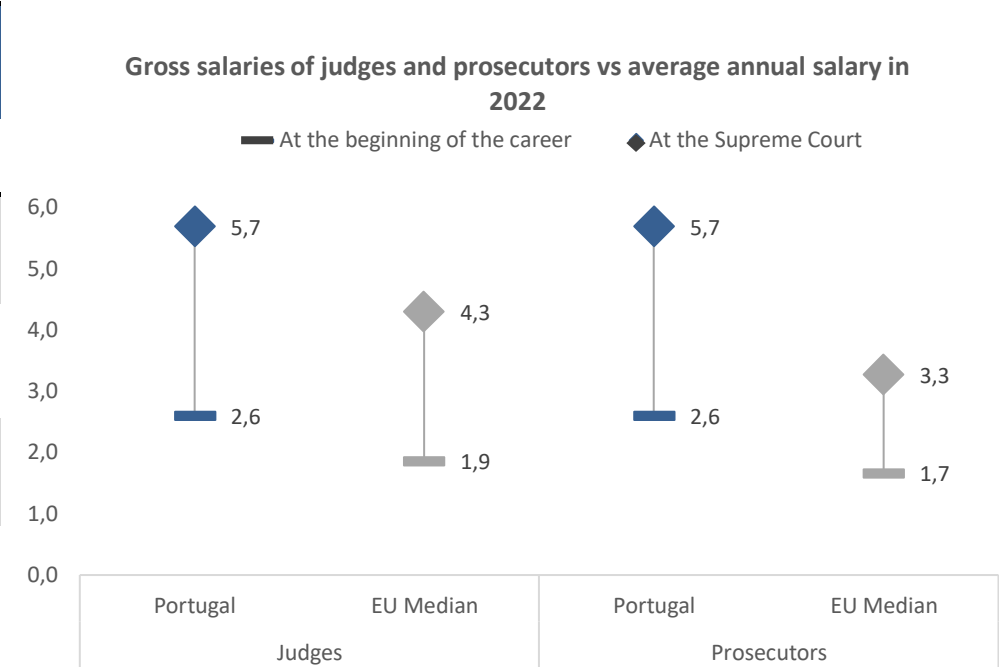
In 2022, there are 35 432 lawyers, which is 4,4% more than in 2021.

Portugal has 338,5 lawyers per 100 000 inhabitants, which is above the EU median of 132,1 lawyers per 100 000 inhabitants.

There are 19 817 female lawyers which is 56% of the total.

Salaries of professional judges and prosecutors at beginning of a career and at the highest instance

Salaries of professional judges and prosecutors	Average gross annual salary in €	Average net annual salary in €	Ratio with national average annual gross salary	
	Portugal		Portugal	EU median
First instance professional judge at the beginning of his/her career	48 728€	NA	2,6	1,9
Judge of the Supreme Court or the Highest Appellate Court	106 533€	NA	5,7	4,3
Public prosecutor at the beginning of his/her career	48 728€	NA	2,6	1,7
Public prosecutor of the Supreme Court or the Highest Appellate Instance	106 533€	NA	5,7	3,3



In the European Union, the absolute gross salary for a judge at the beginning of career ranges from a minimum of 26 931€ to a maximum of 140 244€.

According to 2022 data, the absolute gross salary of a judge at the beginning of his/her career in Portugal is 48 728€, which is slightly below the EU median of 54 224€ (-10% below).

Compared with the annual average salary in the country, the salary for a judge at the beginning of his/her career is 2,6 times higher (the EU median is 1,9).

At the highest level, the range of the EU absolute gross salary for a judge is from 53 144€ to 261 648€. Portugal is the country at the median level of the absolute gross salaries for judges at the highest level (106 533€).

For the public prosecutors, the range for the absolute gross salary at the beginning of career is from a minimum of 24 609€ to a maximum of 96 084€.

In 2022, the absolute gross salary of a public prosecutor at the beginning of his/her career in Portugal of 48 728€ is the EU median.

Compared with the annual average salary in the country, the salary for a public prosecutors at the beginning of his/her career is 2,6 times higher (the EU median is 1,7).

At the highest level, the minimum absolute gross salary for prosecutors in the European Union is 44 880€ and the maximum is 194 005€. Portugal's absolute gross salaries for prosecutors at the highest level is 22% above the EU median of 87 247€.

3. System of compensating users in Portugal (2022 data)

System for compensating users

2022	Number of requests for compensation	Number of condemnations	Amount paid in compensations
Total	NA	NA	NA
Excessive length of proceedings	NA	NA	NA
Non-execution of court decisions	NA	NA	NA
Wrongful arrest/detention	NA	NA	NA
Wrongful conviction	NA	NA	NA
Other	NA	NA	NA

Year	Number of requests for compensation	Number of condemnations	Amount paid in compensations
2020	NA	NA	NA
2021	NA	NA	NA
2022	NA	NA	NA

There is no data with these levels of disaggregation in Portugal.

The right to compensation in the cases listed is provided for in Law no. 67/2007 of December 31, which establishes the regime of non-contractual civil liability of the State and other Public Entities, specifically providing for an autonomous regime of State liability for damages arising from the exercise of the judicial function (chapter III, arts. 12 to 14).

In particular, with regard to Wrongful arrest/detention, it is important to mention article 225 and 226 of the Criminal Procedure Code, which provide for the right to compensation for illegal or unjustified deprivation of liberty by establishing a special regime. These articles also give effect to Article 27(5) CRP, which states that "Deprivation of liberty contrary to the provisions of the Constitution and the law shall constitute the State's duty to compensate the injured party under the terms established by law".

4. Performance of courts in Portugal (2022 data)

• Efficiency indicators

- Clearance Rate (CR) and Disposition Time (DT)

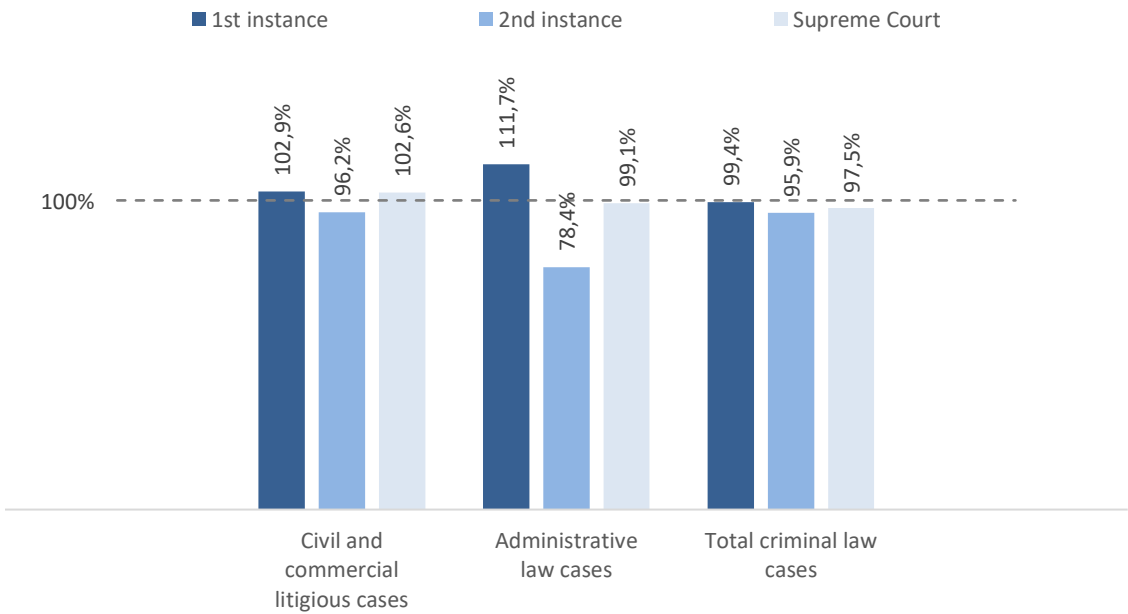
The Clearance Rate shows the capacity of a judicial system to deal with the incoming cases. A Clearance Rate of 100% and higher does not generate backlog.

The Disposition Time determines the estimated number of days necessary for a pending case to be solved in a court.

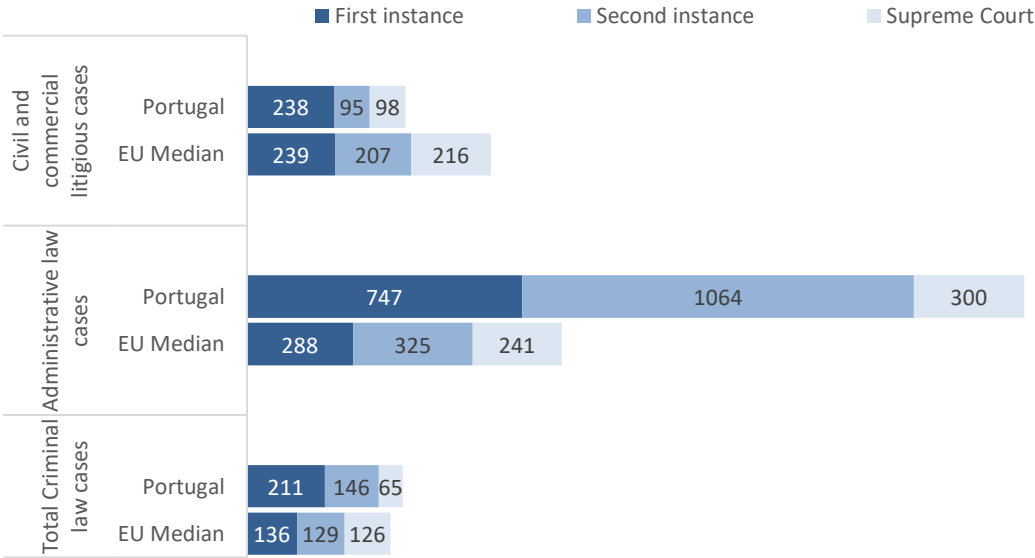
Overall efficiency by instance and by case matter

Overall efficiency by instance and by case matter		Civil and commercial litigious cases		Administrative law cases		Total criminal law cases	
		Portugal	EU Median	Portugal	EU Median	Portugal	EU Median
Clearance Rate (%)	1st instance	102,9%	100,5%	111,7%	98,8%	99,4%	100,0%
	2nd instance	96,2%	97,1%	78,4%	102,3%	95,9%	99,1%
	Supreme Court	102,6%	104,7%	99,1%	101,7%	97,5%	98,5%
Disposition Time (days)	1st instance	238	239	747	288	211	136
	2nd instance	95	207	1064	325	146	129
	Supreme Court	98	216	300	241	65	126

Clearance Rate by instance and by matter in 2022 (%)



DispositionTime by instance and by matter in 2022 (days)



In 2022, the third instance for the Total criminal law cases is the fastest instance in Portugal. The Disposition time for this instance is 65 days, which is significantly below the EU median of 126 days.

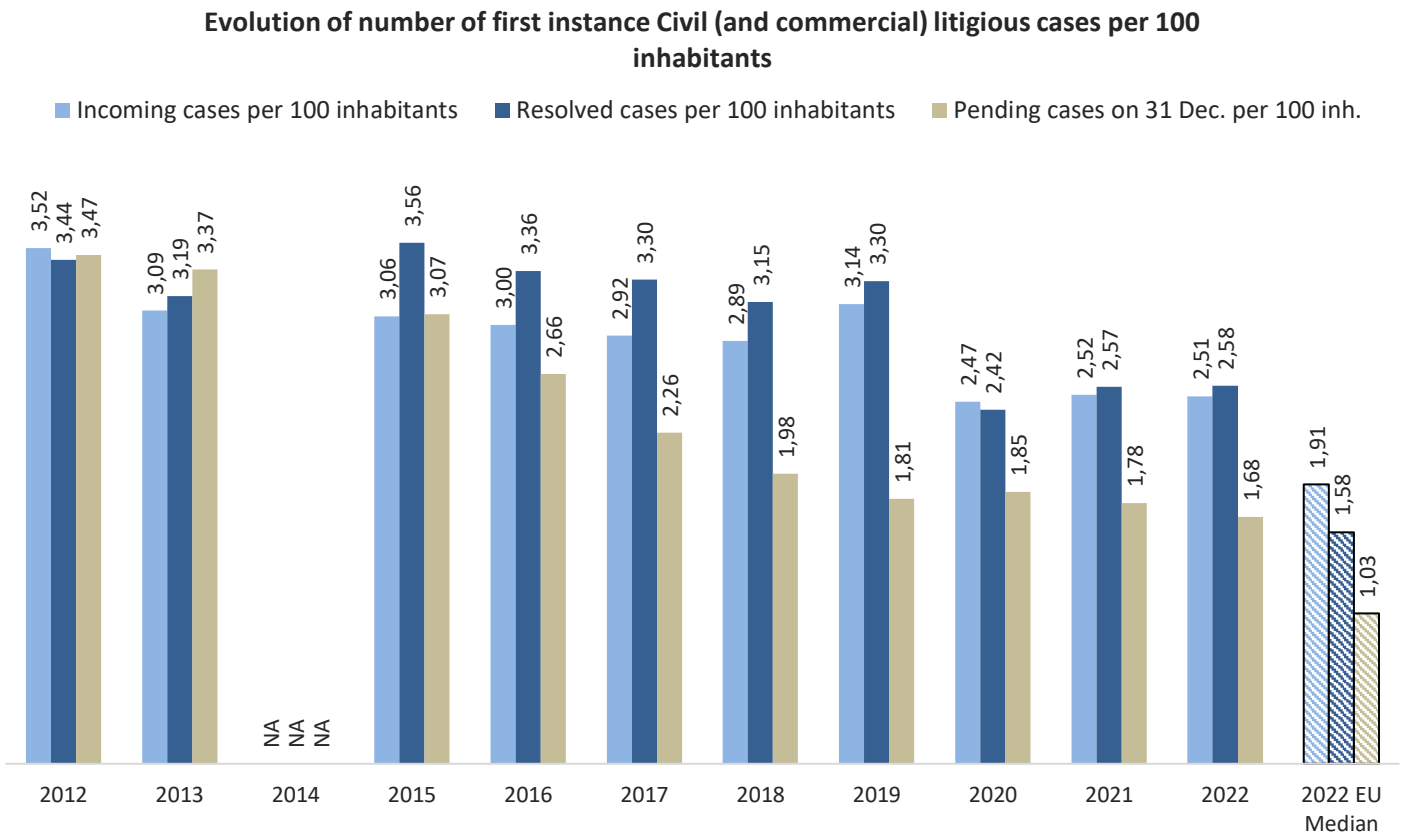
Looking at the table and the graphs above, it is also evident that the courts are facing some difficulties in dealing with the second instance administrative cases. Indeed, this type of cases have the lowest record for the Clearance Rate in Portugal (78,4%) and their Disposition Time is 1 054 days (remarkably above the EU median of 325 days). The first instance administrative cases also have a Disposition Time higher than the EU Median (747 vs 288 days). However, the courts dealing with these cases have been managing to steadily reduce the pending cases, by keeping their Clearance Rate well over 100% in the past cycles.

Finally, the civil (and commercial) litigious cases (all instances combined) are the fastest in Portugal. While the Disposition Time for the first instance is 238 days, which is slightly below the EU median of 239 days, the second and third instances have the Disposition Time less than half the EU Median (95 vs 207 days and 98 vs 216 days, respectively).

First instance Civil (and commercial) litigious cases

Incoming, resolved and pending cases

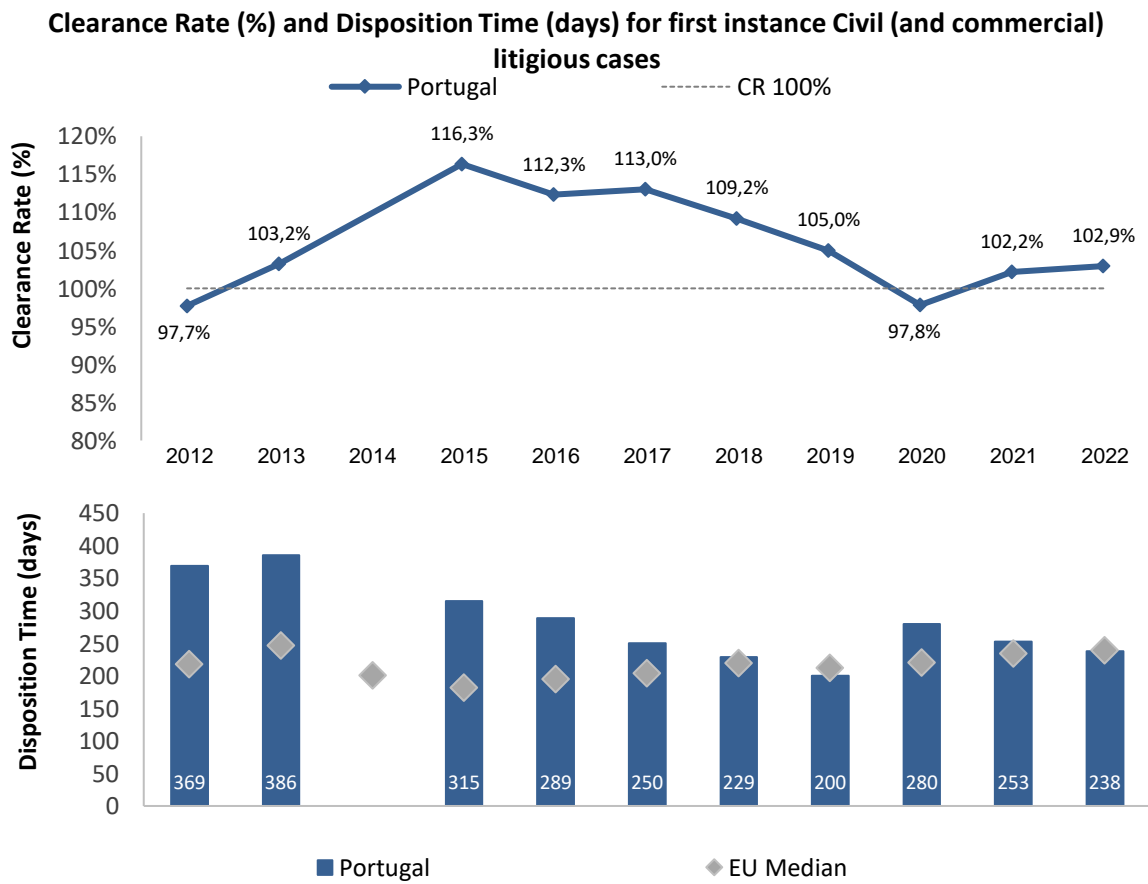
First instance Civil (and commercial) litigious cases	Incoming cases per 100 inhabitants	Resolved cases per 100 inhabitants	Pending cases on 31 Dec. per 100 inh.
2012	3,52	3,44	3,47
2013	3,09	3,19	3,37
2014	NA	NA	NA
2015	3,06	3,56	3,07
2016	3,00	3,36	2,66
2017	2,92	3,30	2,26
2018	2,89	3,15	1,98
2019	3,14	3,30	1,81
2020	2,47	2,42	1,85
2021	2,52	2,57	1,78
2022	2,51	2,58	1,68
2022 EU Median	1,91	1,58	1,03



In 2022, the number of first instance civil (and commercial) litigious incoming, resolved cases and pending cases at the end of year cases per 100 inhabitants are above the EU median. While the incoming cases per 100 inhabitants are 2,51 (vs the EU median of 1,91), the resolved cases are 2,58 (vs the EU median of 1,58). Finally, the pending cases at the end of the year are 1,68 per 100 inhabitants whereas the EU median is 1,03.

Clearance Rate and Disposition Time

First instance Civil (and commercial) litigious cases	Clearance Rate (%)		Disposition Time (days)	
	Portugal	EU Median	Portugal	EU Median
2012	97,7%	100,4%	369	218
2013	103,2%	101,2%	386	247
2014	NA	101,8%	NA	201
2015	116,3%	102,5%	315	182
2016	112,3%	102,0%	289	196
2017	113,0%	101,3%	250	204
2018	109,2%	101,2%	229	220
2019	105,0%	99,9%	200	213
2020	97,8%	98,5%	280	221
2021	102,2%	102,5%	253	234
2022	102,9%	100,5%	238	239



With a Clearance Rate calculated at 102,9% in 2022 Portugal seems able to deal with its first instance Civil (and commercial) litigious cases.

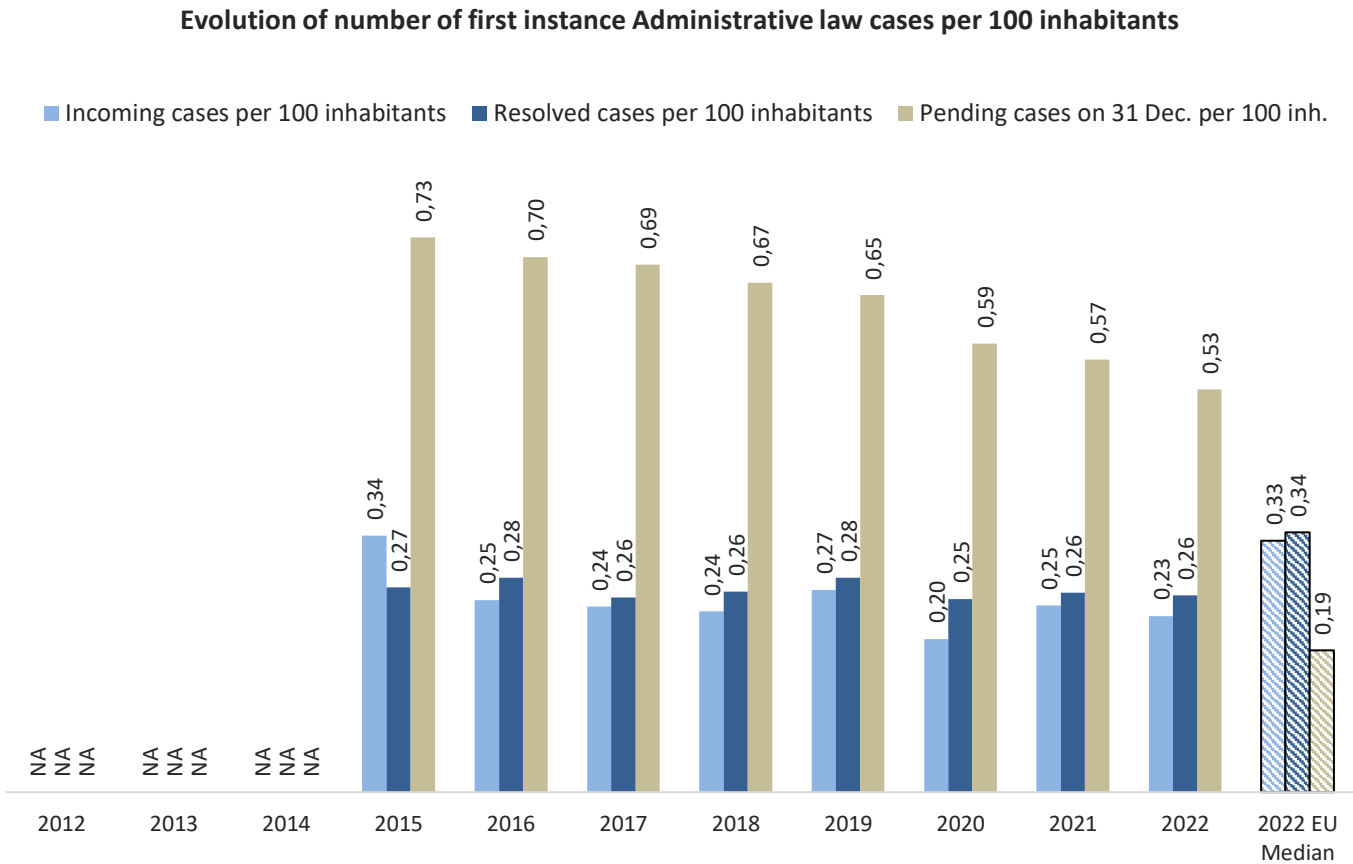
Between 2021 and 2022, the Clearance Rate has increased by 0,8 points.

In 2022, first instance Civil (and commercial) litigious cases are solved in approximately 238 days, which is very close to the EU median of 239 days. Moreover, the Disposition Time has been decreased by 5,8% compared to 2021.

First instance Administrative law cases

◦ Incoming, resolved and pending cases

First instance Administrative law cases	Incoming cases per 100 inhabitants	Resolved cases per 100 inhabitants	Pending cases on 31 Dec. per 100 inh.
2012	NA	NA	NA
2013	NA	NA	NA
2014	NA	NA	NA
2015	0,34	0,27	0,73
2016	0,25	0,28	0,70
2017	0,24	0,26	0,69
2018	0,24	0,26	0,67
2019	0,27	0,28	0,65
2020	0,20	0,25	0,59
2021	0,25	0,26	0,57
2022	0,23	0,26	0,53
2022 EU Median	0,33	0,34	0,19

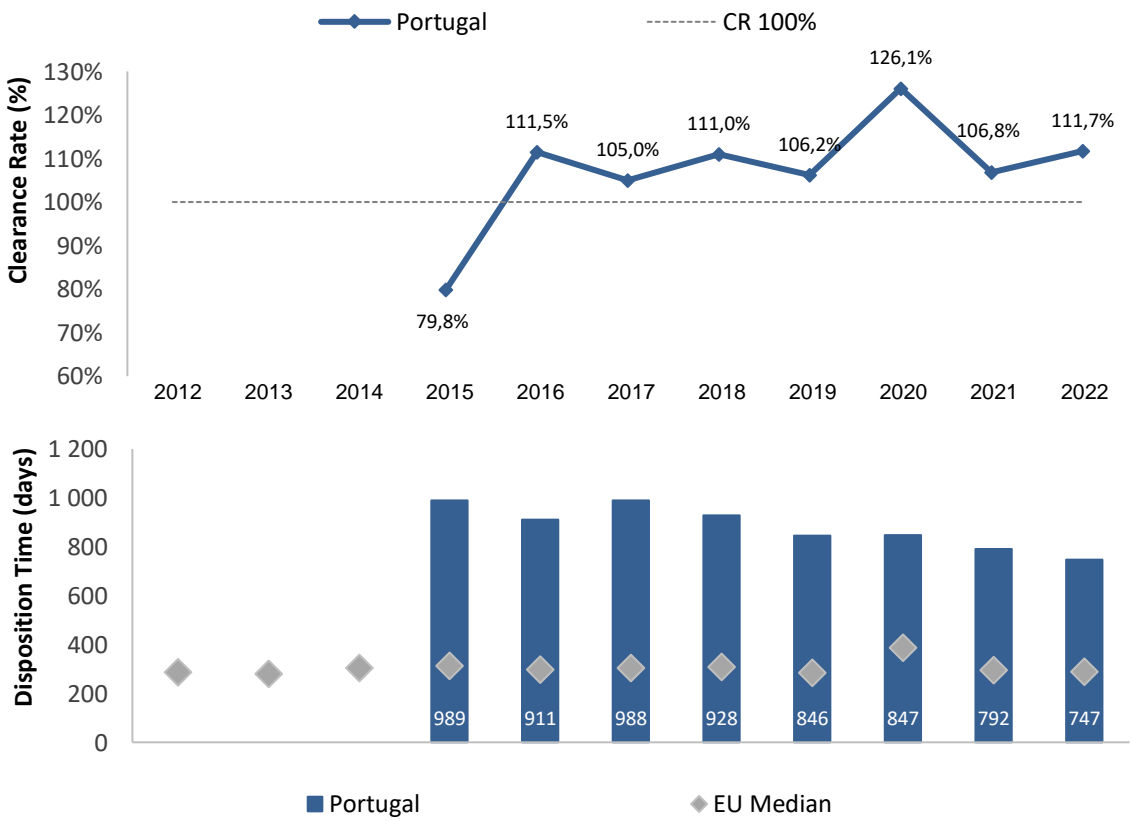


In 2022, while the incoming and resolved administrative cases per 100 inhabitants are slightly below the EU median, the pending cases at the end of the year are significantly above the EU median. Indeed, the incoming cases are 0,23 per 100 inhabitants (vs the EU median of 0,33) and the resolved cases are 0,26 per 100 inhabitants whereas the EU median is 0,34. As mentioned, the pending cases at the end of the year per 100 inhabitants are more than double than the EU median (0,53 vs 0,19). Yet, Portugal has managed to steadily reduce the number of this type of cases over the years.

◦ Clearance Rate and Disposition Time

First instance Administrative law cases	Clearance Rate (%)		Disposition Time (days)	
	Portugal	EU Median	Portugal	EU Median
2012	NA	101,0%	NA	286
2013	NA	100,3%	NA	281
2014	NA	99,6%	NA	305
2015	79,8%	103,3%	989	313
2016	111,5%	103,0%	911	297
2017	105,0%	102,1%	988	303
2018	111,0%	99,7%	928	308
2019	106,2%	102,1%	846	284
2020	126,1%	100,1%	847	388
2021	106,8%	101,7%	792	296
2022	111,7%	98,8%	747	288

Clearance Rate (%) and Disposition Time (days) for first instance Administrative cases

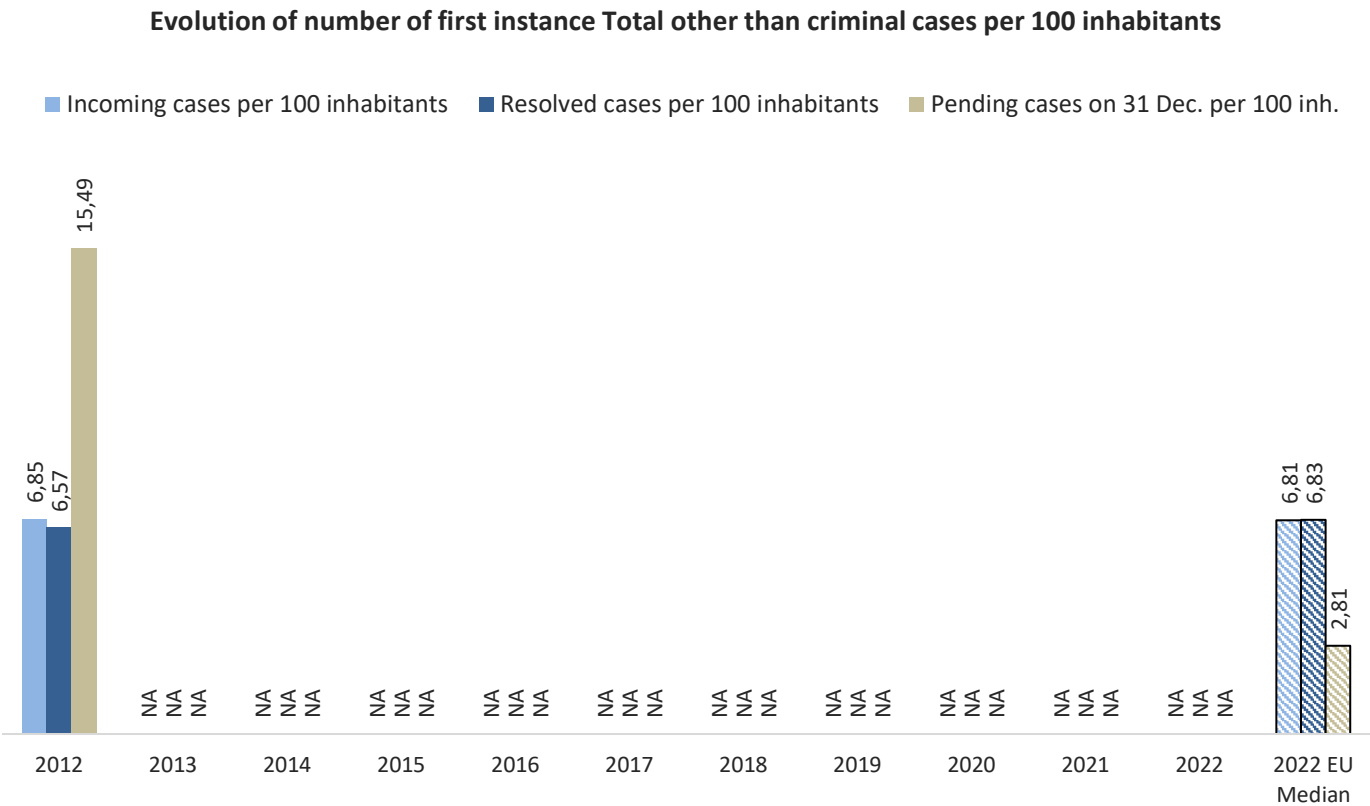


With a Clearance Rate calculated at 111,7% in 2022 Portugal seems effective in dealing with its first instance Administrative law cases. Between 2021 and 2022, the Clearance Rate has increased by 4,9 points. In 2022, first instance Administrative law cases are solved in approximately 747 days, which is well above EU median of 288 days. Yet, the Disposition Time has been reduced by 5,6% compared to 2021.

First instance Total of other than criminal cases

Incoming, resolved and pending cases

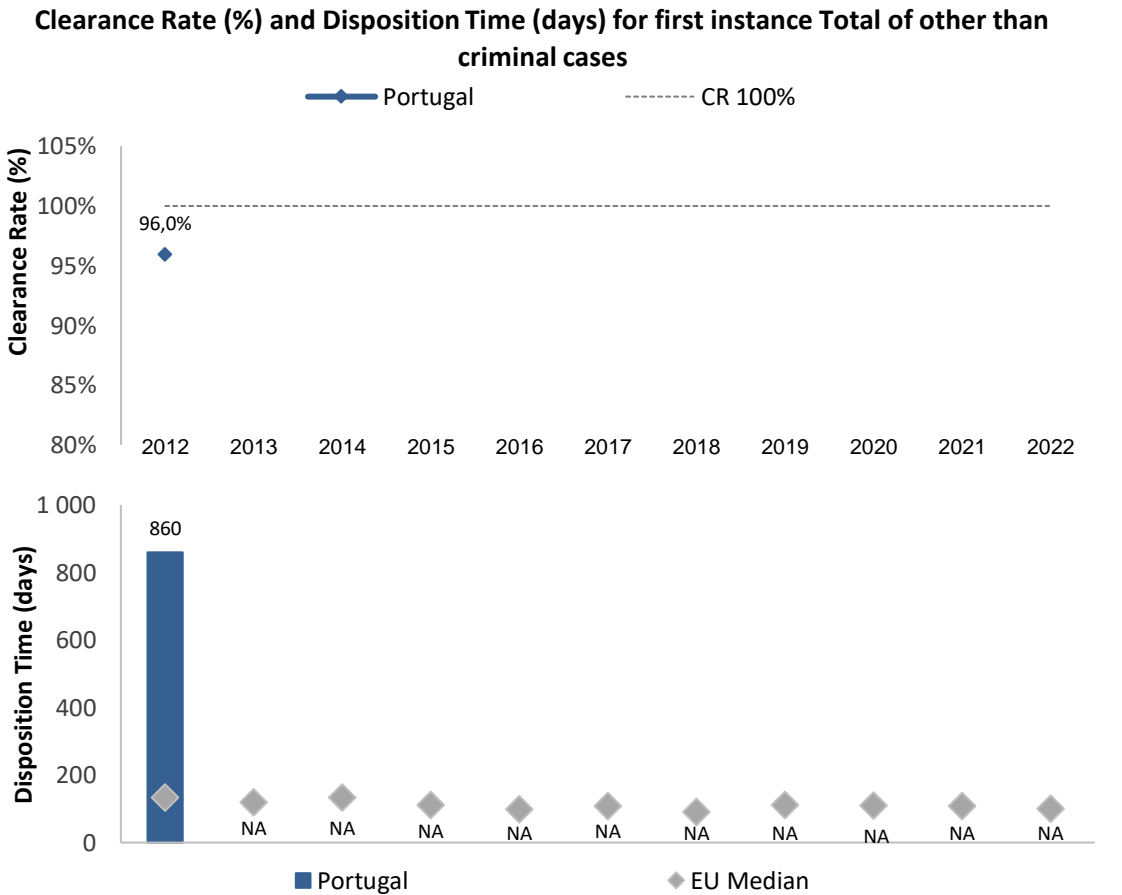
First instance Total other than criminal cases	Incoming cases per 100 inhabitants	Resolved cases per 100 inhabitants	Pending cases on 31 Dec. per 100 inh.
2012	6,85	6,57	15,49
2013	NA	NA	NA
2014	NA	NA	NA
2015	NA	NA	NA
2016	NA	NA	NA
2017	NA	NA	NA
2018	NA	NA	NA
2019	NA	NA	NA
2020	NA	NA	NA
2021	NA	NA	NA
2022	NA	NA	NA
2022 EU Median	6,81	6,83	2,81



The data of the Total other than criminal cases are not available for Portugal. On 1 September 2013, the new Code of civil Procedure entered into force, establishing a new regime for the enforcement action in Portugal, based on a new paradigm, which states that the processes that are run in court must stand out clearly from those who run out of court (Article 551, paragraph 5 of the new Code of Civil Procedure). The Institute for the Financial Management and Infrastructures of Justice (IGFEJ) and the Directorate-general for the Administration of Justice have been working together in order to implement the mechanism in question. However, so far it has not been possible to adapt the collection of data from the 1st instance courts to the model provided for in Article 551(5) of the Code of Civil Procedure. Given that it is not possible to provide the figures for the General civil (and commercial) non-litigious cases, the Total of Other than criminal law cases is not available.

Clearance Rate and Disposition Time

First instance Total other than criminal cases	Clearance Rate (%)		Disposition Time (days)	
	Portugal	EU Median	Portugal	EU Median
2012	96,0%	100,5%	860	133
2013	NA	100,7%	NA	119
2014	NA	101,9%	NA	133
2015	NA	101,2%	NA	111
2016	NA	101,5%	NA	98
2017	NA	100,6%	NA	107
2018	NA	100,6%	NA	91
2019	NA	99,8%	NA	111
2020	NA	98,7%	NA	109
2021	NA	101,2%	NA	107
2022	NA	99,8%	NA	100



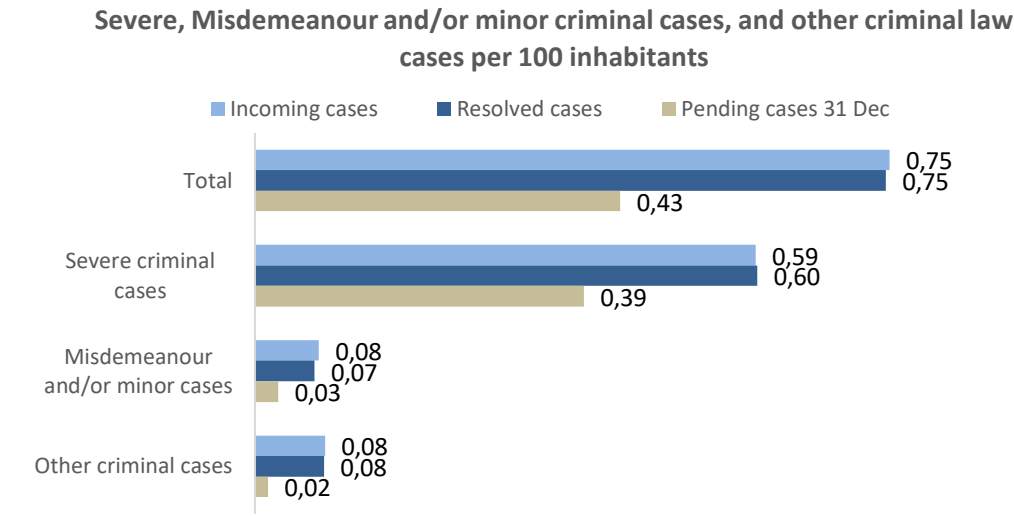
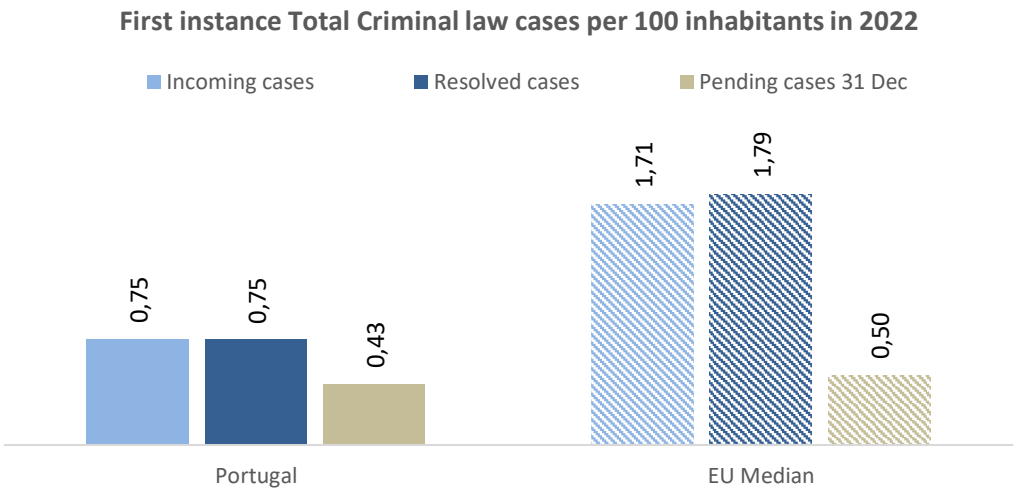
Given that the data for this type of cases is not available, the Clearance Rate and Diposition Time could not be calculated.

First instance Criminal Law Cases

◦ Incoming, resolved and pending cases

First instance Criminal Law Cases	Pending cases 1 Jan	Incoming cases	Resolved cases	Pending cases 31 Dec
Total	44 870	78 716	78 261	45 325
Severe criminal cases	41 016	62 101	62 300	40 817
Misdemeanour and/or minor cases	2 371	7 925	7 408	2 888
Other criminal cases	1 483	8 690	8 553	1 620

First instance Criminal Law Cases Per 100 inh.	Pending cases 1 Jan	Incoming cases	Resolved cases	Pending cases 31 Dec
Total	0,43	0,75	0,75	0,43
Severe criminal cases	0,39	0,59	0,60	0,39
Misdemeanour and/or minor cases	0,02	0,08	0,07	0,03
Other criminal cases	0,01	0,08	0,08	0,02

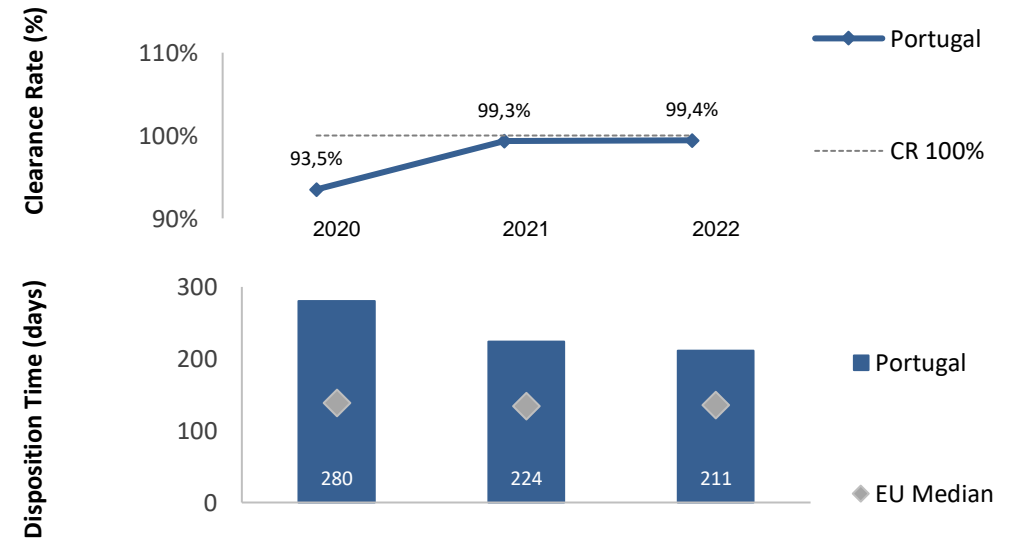


In 2022, the number of total criminal criminal law incoming and resolved cases per 100 inhabitatns are significantly lower than the EU median (0,75 vs the EU median of 1,71 and 1,79, respectively). Conversely, the number of the pending cases at the end of the year (0,43 per 100 inhabitants) is only slightly below the EU median on 0,50.

◦ Clearance Rate and Disposition Time

First instance Total criminal law cases	Clearance Rate (%)		Disposition Time (days)	
	Portugal	EU Median	Portugal	EU Median
2020	93,5%	95,2%	280	139
2021	99,3%	100,0%	224	134
2022	99,4%	100,0%	211	136

Clearance Rate (%) and Disposition Time (days) for First Instance Total criminal law cases



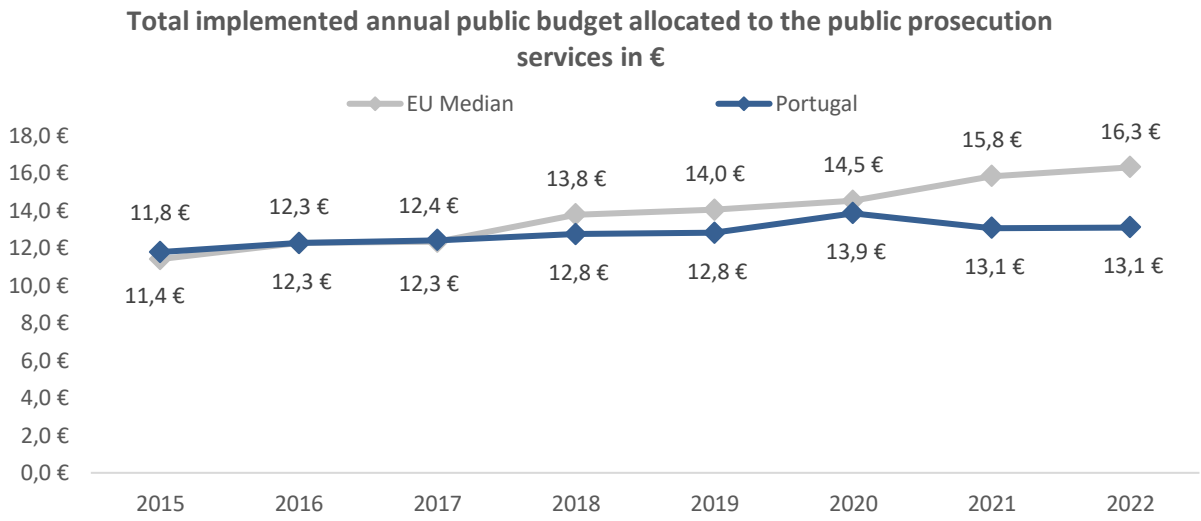
With a Clearance Rate calculated at 99,4% in 2022 Portugal seems able to deal with its first instance total criminal law cases. Between 2021 and 2022, the Clearance Rate has only slightly decreased (-0,1 percentage points).

In 2022, first instance total criminal law cases are solved in approximately 211 days, which is significantly above EU median of 136 days. Yet, the Disposition Time has decreased by 5,5% over the 2021-2022 period.

5. Public prosecution services in Portugal (2022 data)

Public prosecution implemented budget

Total implemented annual public budget allocated to the public prosecution services in €	Absolute Number	Per inhabitant	
	Portugal	Portugal	EU Median
2015	121 925 994 €	11,8 €	11,4 €
2016	126 441 757 €	12,3 €	12,3 €
2017	127 911 008 €	12,4 €	12,3 €
2018	131 069 729 €	12,8 €	13,8 €
2019	131 916 484 €	12,8 €	14,0 €
2020	142 691 962 €	13,9 €	14,5 €
2021	135 334 444 €	13,1 €	15,8 €
2022	137 208 499 €	13,1 €	16,3 €



Implemented annual public budget allocated to training of public prosecution services in € (included in the total)	Absolute Number	Per inhabitant	
	Portugal	Portugal	EU Median
2019	NA	NA	0,03 €
2020	NA	NA	0,01 €
2021	NA	NA	0,02 €
2022	NA	NA	0,01 €

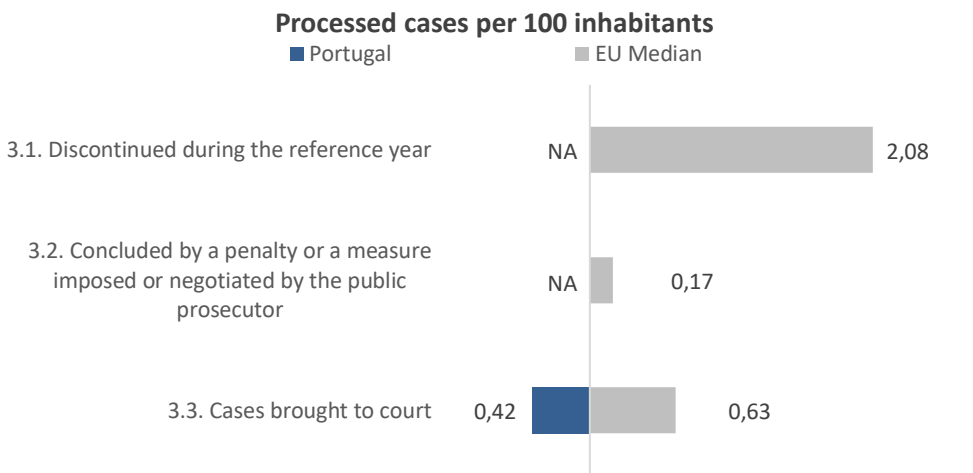
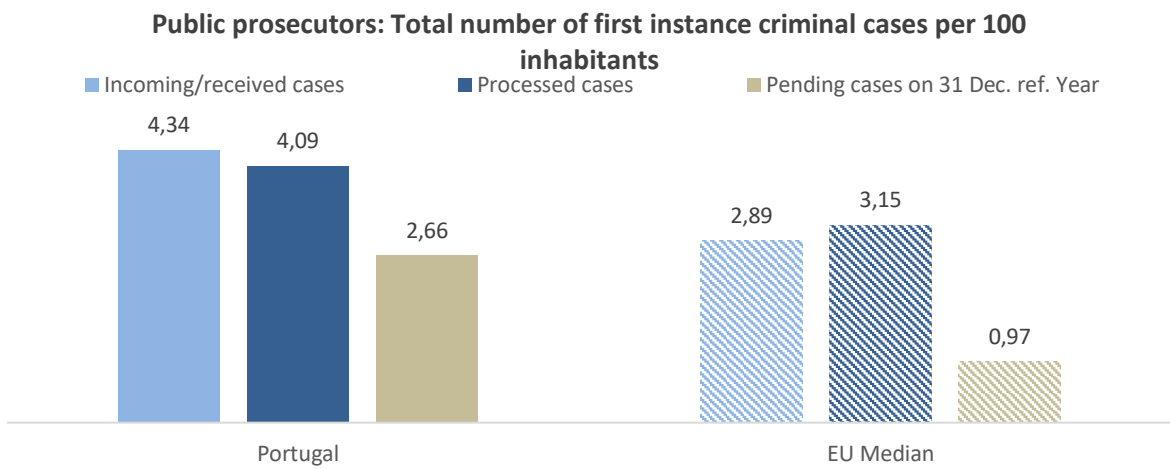
It not possible for Portugal to provide the implemented annual public budget allocated to training of public prosecution service.

Public prosecution caseload: Number of first instance criminal cases

Public prosecution caseload: Number of first instance criminal cases	Absolute Number *			Per 100 inhabitants	
	Portugal	% Variation 2021 - 2022		Portugal	Eu Median
1. Pending cases on 1 Jan. ref. year	252 200	▲	2,3%	2,41	0,88
2. Incoming/received cases	454 379	▲	9,3%	4,34	2,89
3. Processed cases (3.1 + 3.2 + 3.3 + 3.4)	427 664		NA	4,09	3,15
3.1. Discontinued during the reference year	NA		NA	NA	2,08
3.1.1 Discontinued by the public prosecutor because the offender could not be identified	NA		NA	NA	0,61
3.1.2 Discontinued by the public prosecutor due to the lack of an established offence or a specific legal situation	NA		NA	NA	0,64
3.1.3 Discontinued by the public prosecutor for reasons of opportunity	NA		NA	NA	0,12
3.1.4 Discontinued for other reasons	NA		NA	NA	0,06
3.2. Concluded by a penalty or a measure imposed or negotiated by the public prosecutor	NA		NA	NA	0,17
3.3. Cases brought to court	44 371	▼	-1,7%	0,42	0,63
4. Pending cases on 31 Dec. ref. year	278 915	▲	10,0%	2,66	0,97

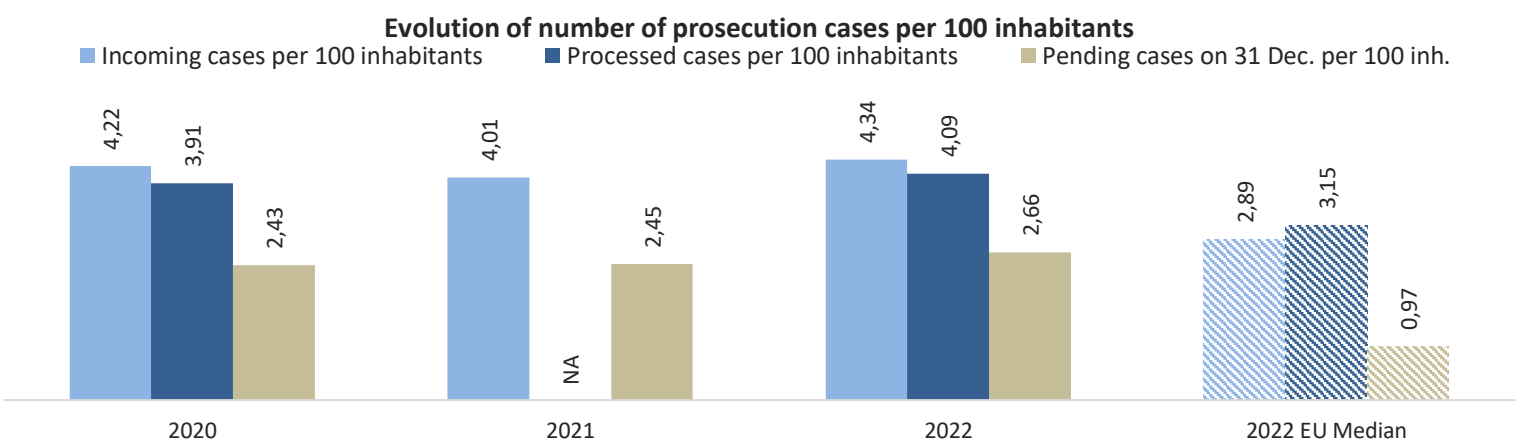
* Please note that these figures include traffic offence cases.

As regards the "Processed cases", the total figure for 2022 for the total number of completed criminal cases at the investigation stage is 427 664.



◦ Evolution of incoming, processed and pending cases

First instance Total other than criminal cases	Incoming cases per 100 inhabitants	Processed cases per 100 inhabitants	Pending cases on 31 Dec. per 100 inh.
2020	4,22	3,91	2,43
2021	4,01	NA	2,45
2022	4,34	4,09	2,66
2022 EU Median	2,89	3,15	0,97

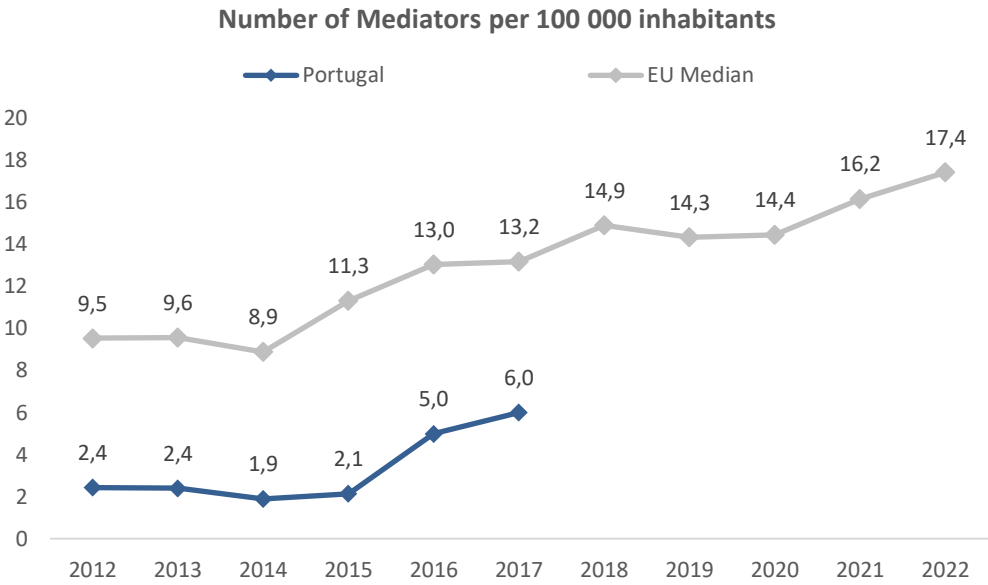


In 2022, the number of incoming, processed cases and pending cases at the end of year cases per 100 inhabitants are well above the EU median. Indeed, the incoming cases per 100 inhabitants are 4,34 (vs the EU median of 2,89), the processed cases are 4,09 (vs 3,15) and the pending cases at the end of the year are 2,66 (more than double the EU median of 0,97).

6. Mediators and notaries in Portugal (2022 data)

Number of mediators in 2022

Mediators	Absolute Number	Per 100 000 inhabitants	
	Portugal	Portugal	EU Median
2012	255	2,4	9,5
2013	250	2,4	9,6
2014	196	1,9	8,9
2015	221	2,1	11,3
2016	514	5,0	13,0
2017	617	6,0	13,2
2018	NA	NA	14,9
2019	NA	NA	14,3
2020	NA	NA	14,4
2021	NA	NA	16,2
2022	NA	NA	17,4



In Portugal, there is a national registry managed by the Ministry of Justice, on private mediators and also a national registry on public mediators, but one can not determine who among them practice court- related mediation. Besides, since the registration of private mediators is not mandatory, there are also some mediators that are not registered and may practice court-related mediation.

- In general, the mediator must:
- a) Be in full enjoyment of civil and political rights;
 - b) Has attended and successfully completed a conflict mediation course given by a training entity certified by the Ministry of Justice under the terms of the law, or with a course in mediation of conflicts recognized by Justice Ministry;
 - c) Have command of the Portuguese language.
- 3 - The requirement provided for in paragraph b) is also considered fulfilled by conflict mediators who:
- a) Being nationals of Member States of the European Union, or of the European economic area, have seen their qualifications obtained outside Portugal, recognized by the DGPJ, under the terms of Law no. No. 41/2012, of August 28;
 - b) Being third-country nationals, having obtained, after an application submitted to the DGPJ, equivalence and recognition of their qualifications obtained outside Portugal, verified that it is the reciprocity of treatment of Portuguese mediators in their country of origin.

The integration on the list depends on the request of the interested party and a favorable decision by the Director General of Justice Policy.

Other requirements to become a public registered/accredited mediator (public services managed by the Justice Ministry) might be requested, depending on the subject (such as Family Mediation System, Labour Mediation System, Criminal Mediation system, Mediation Services of the Justices of Peace courts).

Number of notaries in 2022

Notaries	Absolute Number	Per 100 000 inhabitants	
	Portugal	Portugal	EU Median
Total	524	5,0	7,6
1.Private professionals	NAP	NAP	-
2.Holders of public offices appointed by the State	524	5,0	7,6
3.Civil servants	NAP	NAP	-
4.Other	NAP	NAP	-

In 2022, there are 524 notaries which represents 5,0 notaries per 100 000 inhabitants.

In 2004, a new status of the notarial profession was approved. Since, the notaries are private professionals under the authority (control) of public authorities. They compete for licenses and take office before the Minister of Justice and the president of the Chamber of Notaries. As a transition period is still running, some notaries work as public agents (before 2004, notaries were exclusively public officials). Since 2018, with Decree Law 115/2018, 21st December, "public notaries" ceased to exist and were transfered to the special carrear of registrar.

7. ICT tools of courts in Portugal (2022 data)

The ICT questions

The answers to the ICT questions in 2022 can be summarised to:

Writing assistance tools	Civil and/or commercial	Administrative	Criminal
Deployment rate	75-95 %	75-95 %	75-95 %
Usage rate	NA	NA	NA

Features of the writing assistance tools	Civil and/or commercial	Administrative	Criminal
Templates	Yes	Yes	Yes
Automatically generated text	Yes	Yes	Yes
Automatically suggested decision	No	No	No
Speech-to-text	No	No	No
Electronic signature	Yes	Yes	Yes
Other special functionality	No	No	No

Recording of court hearings	Civil and/or commercial	Administrative	Criminal
Deployment rate	95-100 %	95-100 %	95-100 %
Usage rate	NA	NA	NA

Features of the recording of court hearings	Civil and/or commercial	Administrative	Criminal
Audio recording	Yes	Yes	Yes
Video recording	No	No	No
Systematic recording for all hearings	No	No	No
Automatically indexed recording	No	No	No
Automatic transcript from recording	No	No	No
Possibility to request a copy of the recording	No	No	No
Other special functionality	No	No	No

8. Systems for measuring and evaluating the performance of courts and public prosecution services in Portugal
(2022 data)

In Portugal, quality standards are determined for the judicial system at national level (e.g. quality systems for the judiciary and/or judicial quality policies). Specialised personnel within the public prosecution services is entrusted with implementation of these national level quality standards.

The Law on the organisation of the judicial system (Law 62/2013 of 26 August) sets out that the High Council for the Judiciary and the Prosecutor-General, in liaison with the member of Government responsible for the justice, establish, within their respective competences, the strategic objectives for first instance courts for a three year period. These entities are also responsible for setting, every year, the strategic objectives of first instance courts for the following judicial year.

After taking into account the results obtained in the previous year and the strategic objectives formulated for the subsequently year, the president of the court and the public prosecutor coordinator, after hearing the judiciary administrator, articulate proposals for the procedural objectives for each court. For instance, the Prosecutor General's Directives and Instructions define good practices of functional performance at national level and their compliance may be viewed an indicator of the quality of the work developed (example, Directive 5/2019, on acting in cases of domestic violence (<https://dre.pt/home/-/dre/126870404/details/maximized> - text in Portuguese).

In addition to Directives and Instructions, the performance assessment system for prosecutors is based on quality criteria/performance parameters, as a rule, uniformly applied at national level.

The High Council of the Public Prosecution Service has “inspectors” (“inspectores”) who assess the quality of the work carried out by the prosecutors, applying national quality criteria or standards.

Systems for measuring and evaluating courts' performance

A regular monitoring system of court activities is in place concerning:

Number of incoming cases	✓	Satisfaction of users (regarding the services delivered by the courts)	✓
Length of proceedings (timeframes)	✓	Costs of the judicial procedures	✓
Number of resolved cases	✓	Number of appeals	✓
Number of pending cases	✓	Appeal ratio	✓
Backlogs	✓	Clearance rate	✓
Productivity of judges and court staff	✓	Disposition time	✓
Satisfaction of court staff	✗	Other	✗

Users satisfaction is monitored through surveys and indirectly by the consulting body of each court that includes members of the community. The appeal ratio is only monitored in the context of judges evaluation.

Quantitative performance targets do not exist for judges. ✗

Without disciplinary procedure

Warning by court's president	NAP
Temporary salary reduction	NAP
Reflected in the individual assessment	NAP
Other	NAP

With disciplinary procedure

Warning by court's president	NAP
Temporary salary reduction	NAP
Reflected in the individual assessment	NAP
Other	NAP

The procedural objectives of the district shall refer, in particular, to the number of completed cases and the time of their duration, taking into account, among other factors, the nature of the process or the value of the case, considering the human resources and the means related to the functioning of the district and based, namely, on the established procedural reference values.

The procedural objectives of the district may not impose, limit or condition the decisions to be rendered in specific cases, either on the merits of the matter, or on the option for the procedural form understood as more appropriate.

They must be reflected in the objectives established annually for judicial officers and be considered in the respective assessment.

Also, they must be considered in the evaluation criteria of the magistrates, defined by the respective Councils.

A regular monitoring system of public prosecution services activities is in place concerning:

Number of incoming cases	✓	Satisfaction of users (regarding the services delivered by the public prosecution)	✗
Length of proceedings (timeframes)	✓	Costs of the judicial procedures	✗
Number of resolved cases	✓	Clearance rate	✓
Number of pending cases	✓	Disposition time	✓
Backlogs	✓	Percentage of convictions and acquittals	✓
Productivity of prosecutors and prosecution staff	✓	Other	✗
Satisfaction of prosecution staff	✗		

In Portugal, there is a system to regularly evaluate the activity of each public prosecution service qualitatively but not quantitatively.

Quantitative performance targets do not exist for public prosecutors. ✗

Without disciplinary procedure

Warning by head of prosecution	NAP
Temporary salary reduction	NAP
Reflected in the individual assessment	NAP
Other	NAP

With disciplinary procedure

Warning by head of prosecution	NAP
Temporary salary reduction	NAP
Reflected in the individual assessment	NAP
Other	NAP

The quantitative performance targets exist only for some District Prosecution's Office. At national level, only reference values are fixed for the purpose of placing prosecutors. Also at a national level, the fact that a prosecutor has finished more proceedings than those that he/she started is a general criterion of evaluation and compliance with general objectives, in the qualitative individual assessment of the public prosecutors' work.

Portugal

(2012-2022) data tables

Question	2012	2013	2014	2015	2016	2017	2018	2019	2020	2021	2022	Variations for quantitative questions	
												2012-2022	2021-2022
Table General Data: Economic and demographic data, in absolute values (Q1, Q3, Q5)													
Q1 Number of inhabitants	10 487 289	10 427 301	10 374 822	10 341 440	10 309 573	10 291 027	10 276 617	10 295 909	10 295 909	10 352 042	10 467 366	-0,2%	1,1%
Q.3 GDP Per capita (in €) in current prices	15 607	15 890	16 637	17 317	17 905	18 744	19 614	20 660	19 638	20 528	23 287	49,2%	13,4%
Q5. Exchange rate of Nat currency to € on 1 Jan	NAP	NAP	NAP	NAP	NAP	NAP	NAP	NAP	NAP	NAP	NAP	-	-
Indicator 1: Systems for measuring and evaluating the performance of courts and prosecution services													
(Q66, Q67, Q77, Q78, Q77-1, Q78-1, Q73, Q73-0, Q73-1, Q73-2, Q73-3, Q73-4, Q73-5, Q73-6, Q70, Q70-1, Q71, Q72, Q83-2, Q83-3, Q120 and Q120-1)													
66 Qlty standards formulated_jud system	No	No	No	No	True	True	True	True	True	True	True	True	
67 Specialised court staff entrusted_qlty standards	No	No	No	No	True	True	True	True	False	False	False	False	
070.1.1 number of incoming cases	Yes	Yes	Yes	Yes	True	True	True	True	True	True	True	True	
070.1.2 length of proceedings (timeframes)	Yes	Yes	Yes	Yes	True	True	True	True	True	True	True	True	
070.1.3 number of resolved cases	Yes	Yes	Yes	Yes	True	True	True	True	True	True	True	True	
070.1.4 number of pending cases							True	True	True	True	True	True	
070.1.5 backlogs							True	True	True	True	True	True	
070.1.6 productivity of judges and court staff							True	True	True	True	True	True	
070.1.7 satisfaction of court staff							False	False	False	False	False	False	
070.1.8 satisfaction of users (regarding the services delivered by the courts)							False	True	True	True	True	True	
070.1.9 costs of the judicial procedures							True	True	True	True	True	True	
070.1.10 number of appeals							True	True	True	True	True	True	
070.1.11 appeal ratio							False	False	False	False	False	True	
070.1.12 clearance rate							True	True	True	True	True	True	
070-1.1.1 Number of incoming cases									True	True	True	True	
070-1.1.2 Length of proceedings (timeframes)									True	True	True	True	
070-1.1.3 Number of resolved cases									True	True	True	True	
070-1.1.4 Number of pending cases									True	True	True	True	

Portugal

(2012-2022) data tables

Question	2012	2013	2014	2015	2016	2017	2018	2019	2020	2021	2022	Variations for quantitative questions	
												2012-2022	2021-2022
070-1.1.5 Backlogs									True	True	True		
070-1.1.6 Productivity of prosecutors and prosecution staff									True	True	True		
070-1.1.7 Satisfaction of prosecution staff									False	True	False		
070-1.1.8 Satisfaction of users (regarding the services delivered by the public prosecution)									False	False	False		
070-1.1.9 Costs of the judicial procedures									False	False	False		
070-1.1.10 Clearance rate									True	True	True		
070-1.1.11 Disposition time									True	True	True		
070-1.1.12 Percentage of convictions and acquittals									True	True	True		
070-1.1.13 Other									False	False	False		
071.1.1 Monitoring backlogs in Civil law cases									True	True	True		
071.1.2 Monitoring backlogs in Criminal law cases									True	True	True		
071.1.3 Monitoring backlogs in Administrative law cases									True	True	True		
072.1.1 Monitoring timeframes Within the courts									True	True	True		
072.1.2 Monitoring timeframes Within the public prosecution services									False	False	False		
083-2.1.1 Quantitative performance tagets defined for each prosecutors									False	False	False		
083-3.1.1 Body responsible - Executive power (for example the Ministry of Justice)									False	False	NAP		
083-3.1.2 Body responsible - Prosecutor General /State public prosecutor									False	False	NAP		
083-3.1.3 Body responsible - Public Prosecutorial Council									True	True	NAP		
083-3.1.4 Body responsible - Head of the organisational unit or hierarchically superior public prosecutor									True	True	NAP		
083-3.1.5 Body responsible - Other									False	False	NAP		
120.1.1 Qualitative individual assessment of the public prosecutors' work									-	-	-		
120-1.1.1 Feequency - Annual									False	False	False		
120-1.1.2 Feequency - Less frequent									True	True	True		
120-1.1.3 Feequency - More frequent									False	False	False		

Portugal

(2012-2022) data tables

Question	2012	2013	2014	2015	2016	2017	2018	2019	2020	2021	2022	Variations for quantitative questions	
												2012-2022	2021-2022
Indicator 2: The judicial organisation													
(Q42, Q43 and Q44)													
Q42.1.1Total number of all courts - legal entities									591	591	591	-	0,0%
Q42.1.2 Total number of courts of general jurisdiction - legal entities									151	151	151	-	0,0%
Q42.1.3 First instance courts of general jurisdiction - legal entities	231	231	292	292	292	150	150	145	145	145	145	-37,2%	0,0%
Q42.1.4 Second instance courts of general jurisdiction - legal entities									5	5	5	-	0,0%
Q42.1.5 Highest instance courts of general jurisdiction - legal entities									1	1	1	-	0,0%
Q42.1.6 Total number of specialised courts - legal entities									440	440	440	-	0,0%
43.1.1 Total number of specialised courts of first instance	102	102	248	248	245	411	411	435	436	437	437	328,4%	0,0%
43.1.2 Commercial courts (excluded insolvency courts)	4	4	20	20	20	20	20	23	23	23	23	475,0%	0,0%
43.1.3 Insolvency courts	-	NAP	NAP	NAP	NAP	NAP	NAP	NAP	NAP	NAP	NAP	-	-
43.1.4 Labour courts	47	47	44	44	44	44	44	44	45	45	45	-4,3%	0,0%
43.1.5 Family courts	19	19	45	45	45	49	49	51	52	53	53	178,9%	0,0%
43.1.6 Rent and tenancies courts	-	NAP	NAP	NAP	NAP	NAP	NAP	NAP	NAP	NAP	NAP	-	-
43.1.7 Enforcement of criminal sanctions courts	NA	5	5	5	5	5	5	6	5	5	5	-	0,0%
43.1.8 Fight against terrorism, organised crime and corruption	-	NAP	NAP	NAP	NAP	NAP	NAP	NAP	NAP	NAP	NAP	-	-
43.1.9 Internet related disputes	-	NAP	NAP	NAP	NAP	NAP	NAP	NAP	1	1	1	-	0,0%
43.1.10 Administrative courts	17	17	17	17	17	17	17	17	17	17	17	0,0%	0,0%
43.1.11 Insurance and / or social welfare courts	-	NAP	NAP	NAP	NAP	NAP	NAP	NAP	NAP	NAP	NAP	-	-
43.1.12 Military courts	-	NAP	NAP	NAP	NAP	NAP	NAP	NAP	NAP	NAP	NAP	-	-
43.1.13 Juvenile courts									NAP	NAP	NAP	-	-
43.1.14 Other specialised courts	12	7	114	114	114	276	276	293	293	293	293	2341,7%	0,0%
43.2.1 Total number of specialised courts of higher instances									3	3	3	-	0,0%
43.2.2 Commercial courts (excluded insolvency courts)									NAP	NAP	NAP	-	-

Portugal

(2012-2022) data tables

Question	2012	2013	2014	2015	2016	2017	2018	2019	2020	2021	2022	Variations for quantitative questions	
												2012-2022	2021-2022
43.2.3 Insolvency courts									NAP	NAP	NAP	-	-
43.2.4 Labour courts									NAP	NAP	NAP	-	-
43.2.5 Family courts									NAP	NAP	NAP	-	-
43.2.6 Rent and tenancies courts									NAP	NAP	NAP	-	-
43.2.7 Enforcement of criminal sanctions courts									NAP	NAP	NAP	-	-
43.2.8 Fight against terrorism, organised crime and corruption									NAP	NAP	NAP	-	-
43.2.9 Internet related disputes									NAP	NAP	NAP	-	-
43.2.10 Administrative courts									3	3	3	-	0,0%
43.2.11 Insurance and / or social welfare courts									NAP	NAP	NAP	-	-
43.2.12 Military courts									NAP	NAP	NAP	-	-
43.2.13 Juvenile courts									NAP	NAP	NAP	-	-
43.2.14 Other specialised courts									NAP	NAP	NAP	-	-
44.1.1 First instance courts geographic locations									319	319	318	-	-0,3%
44.1.2 All courts geographic locations	318	319	253	253	253	312	312	316	328	328	327	2,8%	-0,3%

Indicator 3: The performance of courts at all stages of the proceedings													
First instance other than criminal cases (Q91)													
91.1.1 1st inst courts_Pending cases on 1 Jan. Total of other than criminal law cases (1+2+3+4)	1 595 259	NA	NA	NA	NA	NA	NA	NA	NA	NA	NA	-	-
91.1.2 1st inst courts_Pending cases on 1 Jan. Civil (and commercial) litigious cases	355 821	362 099	NA	369 190	312 255	271 902	230 602	202 485	185 390	189 999	183 914	-48,3%	-3,2%
91.1.3 1st inst courts_Pending cases on 1 Jan. Non litigious cases (2.1+2.2+2.3)			NA	NA	NA	NA	NA	NA	NA	NA	NA	-	-
91.1.4 1st inst courts_Pending cases on 1 Jan. General civil (and commercial) non-litigious cases	NA	NAP	NA	NA	NA	NA	NA	NA	NA	NA	NA	-	-
91.1.5 1st inst courts_Pending cases on 1 Jan. Registry cases (2.2.1+2.2.2+2.2.3)			NAP	NAP	NAP	NAP	NAP	NAP	NAP	NAP	NAP	-	-
91.1.6 1st inst courts_Pending cases on 1 Jan. Non litigious land registry cases	NAP	NAP	NAP	NAP	NAP	NAP	NAP	NAP	NAP	NAP	NAP	-	-
91.1.7 1st inst courts_Pending cases on 1 Jan. Non-litigious business registry cases	NAP	NAP	NAP	NAP	NAP	NAP	NAP	NAP	NAP	NAP	NAP	-	-
91.1.8 1st inst courts_Pending cases on 1 Jan. Other registry cases			NAP	NAP	NAP	NAP	NAP	NAP	NAP	NAP	NAP	-	-

Portugal

(2012-2022) data tables

Question	2012	2013	2014	2015	2016	2017	2018	2019	2020	2021	2022	Variations for quantitative questions	
												2012-2022	2021-2022
91.1.9 1st inst courts_Pending cases on 1 Jan. Other non-litigious cases			NAP	NAP	NAP	NAP	NAP	NAP	NAP	NAP	NAP	-	-
91.1.10 1st inst courts_Pending cases on 1 Jan. Administrative law cases	NA	NA	NA	68 332	75 515	72 589	71 446	68 923	66 089	60 580	58 207	-	-3,9%
91.1.11 1st inst courts_Pending cases on 1 Jan. Other cases (e.g. insolvency registry cases)	NA	NAP	NAP	NAP	NAP	NAP	NAP	NAP	NAP	NAP	NAP	-	-
91.2.1 1st inst courts_Incoming cases_Total of other than criminal law cases (1+2+3+4)	718 369	NA	NA	NA	NA	NA	NA	NA	NA	NA	NA	-	-
91.2.2 1st inst courts_Incoming cases_Civil (and commercial) litigious cases	369 178	322 689	NA	316 060	308 880	300 833	296 748	323 236	254 568	260 787	262 708	-28,8%	0,7%
91.2.3 1st inst courts_Incoming cases_Non litigious cases (2.1+2.2+2.3)			NA	NA	NA	NA	NA	NA	NA	NA	NA	-	-
91.2.4 1st inst courts_Incoming cases_General civil (and commercial) non-litigious cases	NA	NAP	NA	NA	NA	NA	NA	NA	NA	NA	NA	-	-
91.2.5 1st inst courts_Incoming cases_Registry cases (2.2.1+2.2.2+2.2.3)			NAP	NAP	NAP	NAP	NAP	NAP	NAP	NAP	NAP	-	-
91.2.6 1st inst courts_Incoming cases_Non litigious land registry cases	NAP	NAP	NAP	NAP	NAP	NAP	NAP	NAP	NAP	NAP	NAP	-	-
91.2.7 1st inst courts_Incoming cases_Non-litigious business registry cases	NAP	NAP	NAP	NAP	NAP	NAP	NAP	NAP	NAP	NAP	NAP	-	-
91.2.8 1st inst courts_Incoming cases_Other registry cases			NAP	NAP	NAP	NAP	NAP	NAP	NAP	NAP	NAP	-	-
91.2.9 1st inst courts_Incoming cases_Other non-litigious cases			NAP	NAP	NAP	NAP	NAP	NAP	NAP	NAP	NAP	-	-
91.2.10 1st inst courts_Incoming cases_Administrative law cases	NA	NA	NA	34 850	26 049	25 091	24 382	27 335	20 731	25 401	24 212	-	-4,7%
91.2.11 1st inst courts_Incoming cases_Other cases (e.g. insolvency registry cases)	NA	NAP	NAP	NAP	NAP	NAP	NAP	NAP	NAP	NAP	NAP	-	-
91.3.1 1st inst courts_Resolved cases_Total of other than criminal law cases (1+2+3+4)	689 351	NA	NA	NA	NA	NA	NA	NA	NA	NA	NA	-	-
91.3.2 1st inst courts_Resolved cases_Civil (and commercial) litigious cases	360 694	332 948	NA	367 725	346 863	340 071	323 967	339 370	248 992	266 423	270 366	-25,0%	1,5%
91.3.3 1st inst courts_Resolved cases_Non litigious cases (2.1+2.2+2.3)			NA	NA	NA	NA	NA	NA	NA	NA	NA	-	-
91.3.4 1st inst courts_Resolved cases_General civil (and commercial) non-litigious cases	NA	NAP	NA	NA	NA	NA	NA	NA	NA	NA	NA	-	-
91.3.5 1st inst courts_Resolved cases_Registry cases (2.2.1+2.2.2+2.2.3)			NAP	NAP	NAP	NAP	NAP	NAP	NAP	NAP	NAP	-	-
91.3.6 1st inst courts_Resolved cases_Non litigious land registry cases	NAP	NAP	NAP	NAP	NAP	NAP	NAP	NAP	NAP	NAP	NAP	-	-
91.3.7 1st inst courts_Resolved cases_Non-litigious business registry cases	NAP	NAP	NAP	NAP	NAP	NAP	NAP	NAP	NAP	NAP	NAP	-	-
91.3.8 1st inst courts_Resolved cases_Other registry cases			NAP	NAP	NAP	NAP	NAP	NAP	NAP	NAP	NAP	-	-
91.3.9 1st inst courts_Resolved cases_Other non-litigious cases			NAP	NAP	NAP	NAP	NAP	NAP	NAP	NAP	NAP	-	-
91.3.10 1st inst courts_Resolved cases_Administrative law cases	NA	NA	NA	27 810	29 048	26 343	27 055	29 018	26 144	27 130	27 051	-	-0,3%

Portugal

(2012-2022) data tables

Question	2012	2013	2014	2015	2016	2017	2018	2019	2020	2021	2022	Variations for quantitative questions	
												2012-2022	2021-2022
91.3.11 1st inst courts_Resolved cases_Other cases (e.g. insolvency registry cases)	NA	NAP	NAP	NAP	NAP	NAP	NAP	NAP	NAP	NAP	NAP	-	-
91.4.1 1st inst courts_Pending cases on 31 Dec. Total of other than criminal law cases (1+2+3+4)	1 624 277	NA	NA	NA	NA	NA	NA	NA	NA	NA	NA	-	-
91.4.2 1st inst courts_Pending cases on 31 Dec. Civil (and commercial) litigious cases	364 305	351 840	NA	317 525	274 272	232 664	203 383	186 351	190 966	184 363	176 256	-51,6%	-4,4%
91.4.3 1st inst courts_Pending cases on 31 Dec. Non litigious cases (2.1+2.2+2.3)			NA	NA	NA	NA	NA	NA	NA	NA	NA	-	-
91.4.4 1st inst courts_Pending cases on 31 Dec. General civil (and commercial) non-litigious cases	NA	NAP	NA	NA	NA	NA	NA	NA	NA	NA	NA	-	-
91.4.5 1st inst courts_Pending cases on 31 Dec. Registry cases (2.2.1+2.2.2+2.2.3)			NAP	NAP	NAP	NAP	NAP	NAP	NAP	NAP	NAP	-	-
91.4.6 1st inst courts_Pending cases on 31 Dec. Non litigious land registry cases	NAP	NAP	NAP	NAP	NAP	NAP	NAP	NAP	NAP	NAP	NAP	-	-
91.4.7 1st inst courts_Pending cases on 31 Dec. Non-litigious business registry cases	NAP	NAP	NAP	NAP	NAP	NAP	NAP	NAP	NAP	NAP	NAP	-	-
91.4.8 1st inst courts_Pending cases on 31 Dec. Other registry cases			NAP	NAP	NAP	NAP	NAP	NAP	NAP	NAP	NAP	-	-
91.4.9 1st inst courts_Pending cases on 31 Dec. Other non-litigious cases			NAP	NAP	NAP	NAP	NAP	NAP	NAP	NAP	NAP	-	-
91.4.10 1st inst courts_Pending cases on 31 Dec. Administrative law cases	NA	NA	NA	75 372	72 516	71 337	68 773	67 240	60 676	58 851	55 368	-	-5,9%
91.4.11 1st inst courts_Pending cases on 31 Dec. Other cases (e.g. insolvency registry cases)	NA	NAP	NAP	NAP	NAP	NAP	NAP	NAP	NAP	NAP	NAP	-	-
Clearence rate and Disposition time for first instance other than criminal cases (Q91)													
CR Total of other than criminal law cases	96,0%	NA	NA	NA	NA	NA	NA	NA	NA	NA	NA	-	-
CR Civil (and commercial) litigious cases	97,7%	103,2%	NA	116,3%	112,3%	113,0%	109,2%	105,0%	97,8%	102,2%	102,9%	5,21	0,75
CR Non litigious cases (2.1+2.2+2.3)	-	-	NA	NA	NA	NA	NA	NA	NA	NA	NA	-	-
CR General civil (and commercial) non-litigious cases	NA	NAP	NA	NA	NA	NA	NA	NA	NA	NA	NA	-	-
CR Registry cases (2.2.1+2.2.2+2.2.3)	-	-	NAP	NAP	NAP	NAP	NAP	NAP	NAP	NAP	NAP	-	-
CR Non litigious land registry cases	NAP	NAP	NAP	NAP	NAP	NAP	NAP	NAP	NAP	NAP	NAP	-	-
CR Non-litigious business registry cases	NAP	NAP	NAP	NAP	NAP	NAP	NAP	NAP	NAP	NAP	NAP	-	-
CR Other registry cases	-	-	NAP	NAP	NAP	NAP	NAP	NAP	NAP	NAP	NAP	-	-
CR Other non-litigious cases	-	-	NAP	NAP	NAP	NAP	NAP	NAP	NAP	NAP	NAP	-	-
CR Administrative law cases	NA	NA	NA	79,8%	111,5%	105,0%	111,0%	106,2%	126,1%	106,8%	111,7%	-	4,92
CR Other cases (e.g. insolvency registry cases)	NA	NAP	NAP	NAP	NAP	NAP	NAP	NAP	NAP	NAP	NAP	-	-

Portugal

(2012-2022) data tables

Question	2012	2013	2014	2015	2016	2017	2018	2019	2020	2021	2022	Variations for quantitative questions	
												2012-2022	2021-2022
DT Total of other than criminal law cases	860	NA	NA	NA	NA	NA	NA	NA	NA	NA	NA	-	-
DT Civil (and commercial) litigious cases	369	386	NA	315	289	250	229	200	280	253	238	-35,5%	-5,8%
DT Non litigious cases (2.1+2.2+2.3)	-	-	NA	NA	NA	NA	NA	NA	NA	NA	NA	-	-
DT General civil (and commercial) non-litigious cases	NA	NAP	NA	NA	NA	NA	NA	NA	NA	NA	NA	-	-
DT Registry cases (2.2.1+2.2.2+2.2.3)	-	-	NAP	NAP	NAP	NAP	NAP	NAP	NAP	NAP	NAP	-	-
DT Non litigious land registry cases	NAP	NAP	NAP	NAP	NAP	NAP	NAP	NAP	NAP	NAP	NAP	-	-
DT Non-litigious business registry cases	NAP	NAP	NAP	NAP	NAP	NAP	NAP	NAP	NAP	NAP	NAP	-	-
DT Other registry cases	-	-	NAP	NAP	NAP	NAP	NAP	NAP	NAP	NAP	NAP	-	-
DT Other non-litigious cases	-	-	NAP	NAP	NAP	NAP	NAP	NAP	NAP	NAP	NAP	-	-
DT Administrative law cases	NA	NA	NA	989	911	988	928	846	847	792	747	-	-5,6%
DT Other cases (e.g. insolvency registry cases)	NA	NAP	NAP	NAP	NAP	NAP	NAP	NAP	NAP	NAP	NAP	-	-

Second instance other than criminal cases (Q97)													
97.1.1 2nd inst courts_Pending cases on 1 Jan. Total of other than criminal law cases (1+2+3+4)				11 039	11 776	12 864	14 087	14 803	14 881	13 997	14 242	-	1,8%
97.1.2 2nd inst courts_Pending cases on 1 Jan. Civil (and commercial) litigious cases				4 731	5 733	6 346	6 547	6 175	5 811	4 605	4 335	-	-5,9%
97.1.3 2nd inst courts_Pending cases on 1 Jan. Non litigious cases (2.1+2.2+2.3)				NAP	NAP	NAP	NAP	NAP	NAP	NAP	NAP	-	-
97.1.4 2nd inst courts_Pending cases on 1 Jan. General civil (and commercial) non-litigious cases				NAP	NAP	NAP	NAP	NAP	NAP	NAP	NAP	-	-
97.1.5 2nd inst courts_Pending cases on 1 Jan. Registry cases (2.2.1+2.2.2+2.2.3)				NAP	NAP	NAP	NAP	NAP	NAP	NAP	NAP	-	-
97.1.6 2nd inst courts_Pending cases on 1 Jan. Non litigious land registry cases				NAP	NAP	NAP	NAP	NAP	NAP	NAP	NAP	-	-
97.1.7 2nd inst courts_Pending cases on 1 Jan. Non-litigious business registry cases				NAP	NAP	NAP	NAP	NAP	NAP	NAP	NAP	-	-
97.1.8 2nd inst courts_Pending cases on 1 Jan. Other registry cases				NAP	NAP	NAP	NAP	NAP	NAP	NAP	NAP	-	-
97.1.9 2nd inst courts_Pending cases on 1 Jan. Other non-litigious cases				NAP	NAP	NAP	NAP	NAP	NAP	NAP	NAP	-	-
97.1.10 2nd inst courts_Pending cases on 1 Jan. Administrative law cases				6 308	6 043	6 518	7 540	8 628	9 070	9 392	9 907	-	5,5%
97.1.11 2nd inst courts_Pending cases on 1 Jan. Other cases				NAP	NAP	NAP	NAP	NAP	NAP	NAP	NAP	-	-

Portugal

(2012-2022) data tables

Question	2012	2013	2014	2015	2016	2017	2018	2019	2020	2021	2022	Variations for quantitative questions	
												2012-2022	2021-2022
97.2.1 2nd inst courts_Incoming cases_Total of other than criminal law cases (1+2+3+4)				24 269	24 755	25 963	24 849	24 466	20 067	22 414	25 241	-	12,6%
97.2.2 2nd inst courts_Incoming cases_Civil (and commercial) litigious cases				20 684	20 946	21 671	20 661	20 123	15 838	17 575	20 455	-	16,4%
97.2.3 2nd inst courts_Incoming cases_Non litigious cases (2.1+2.2+2.3)				NAP	NAP	NAP	NAP	NAP	NAP	NAP	NAP	-	-
97.2.4 2nd inst courts_Incoming cases_General civil (and commercial) non-litigious cases				NAP	NAP	NAP	NAP	NAP	NAP	NAP	NAP	-	-
97.2.5 2nd inst courts_Incoming cases_Registry cases (2.2.1+2.2.2+2.2.3)				NAP	NAP	NAP	NAP	NAP	NAP	NAP	NAP	-	-
97.2.6 2nd inst courts_Incoming cases_Non litigious land registry cases				NAP	NAP	NAP	NAP	NAP	NAP	NAP	NAP	-	-
97.2.7 2nd inst courts_Incoming cases_Non-litigious business registry cases				NAP	NAP	NAP	NAP	NAP	NAP	NAP	NAP	-	-
97.2.8 2nd inst courts_Incoming cases_Other registry cases				NAP	NAP	NAP	NAP	NAP	NAP	NAP	NAP	-	-
97.2.9 2nd inst courts_Incoming cases_Other non-litigious cases				NAP	NAP	NAP	NAP	NAP	NAP	NAP	NAP	-	-
97.2.10 2nd inst courts_Incoming cases_Administrative law cases				3 585	3 809	4 292	4 188	4 343	4 229	4 839	4 786	-	-1,1%
97.2.11 2nd inst courts_Incoming cases_Other cases				NAP	NAP	NAP	NAP	NAP	NAP	NAP	NAP	-	-
97.3.1 2nd inst courts_Resolved cases_Total of other than criminal law cases (1+2+3+4)				25 532	23 666	24 738	24 130	24 387	20 952	22 169	23 436	-	5,7%
97.3.2 2nd inst courts_Resolved cases_Civil (and commercial) litigious cases				19 682	20 332	21 468	21 030	20 486	17 045	17 845	19 683	-	10,3%
97.3.3 2nd inst courts_Resolved cases_Non litigious cases (2.1+2.2+2.3)				NAP	NAP	NAP	NAP	NAP	NAP	NAP	NAP	-	-
97.3.4 2nd inst courts_Resolved cases_General civil (and commercial) non-litigious cases				NAP	NAP	NAP	NAP	NAP	NAP	NAP	NAP	-	-
97.3.5 2nd inst courts_Resolved cases_Registry cases (2.2.1+2.2.2+2.2.3)				NAP	NAP	NAP	NAP	NAP	NAP	NAP	NAP	-	-
97.3.6 2nd inst courts_Resolved cases_Non litigious land registry cases				NAP	NAP	NAP	NAP	NAP	NAP	NAP	NAP	-	-
97.3.7 2nd inst courts_Resolved cases_Non-litigious business registry cases				NAP	NAP	NAP	NAP	NAP	NAP	NAP	NAP	-	-
97.3.8 2nd inst courts_Resolved cases_Other registry cases				NAP	NAP	NAP	NAP	NAP	NAP	NAP	NAP	-	-
97.3.9 2nd inst courts_Resolved cases_Other non-litigious cases				NAP	NAP	NAP	NAP	NAP	NAP	NAP	NAP	-	-
97.3.10 2nd inst courts_Resolved cases_Administrative law cases				3 850	3 334	3 270	3 100	3 901	3 907	4 324	3 753	-	-13,2%
97.3.11 2nd inst courts_Resolved cases_Other cases				NAP	NAP	NAP	NAP	NAP	NAP	NAP	NAP	-	-
97.4.1 2nd inst courts_Pending cases on 31 Dec. Total of other than criminal law cases (1+2+3+4)				11 776	12 865	14 089	14 806	14 882	13 996	14 242	16 047	-	12,7%
97.4.2 2nd inst courts_Pending cases on 31 Dec. Civil (and commercial) litigious cases				5 733	6 347	6 549	6 178	5 812	4 604	4 335	5 107	-	17,8%

Portugal

(2012-2022) data tables

Question	2012	2013	2014	2015	2016	2017	2018	2019	2020	2021	2022	Variations for quantitative questions	
												2012-2022	2021-2022
97.4.3 2nd inst courts_Pending cases on 31 Dec. Non litigious cases (2.1+2.2+2.3)				NAP	NAP	NAP	NAP	NAP	NAP	NAP	NAP	-	-
97.4.4 2nd inst courts_Pending cases on 31 Dec. General civil (and commercial) non-litigious cases				NAP	NAP	NAP	NAP	NAP	NAP	NAP	NAP	-	-
97.4.5 2nd inst courts_Pending cases on 31 Dec. Registry cases (2.2.1+2.2.2+2.2.3)				NAP	NAP	NAP	NAP	NAP	NAP	NAP	NAP	-	-
97.4.6 2nd inst courts_Pending cases on 31 Dec. Non litigious land registry cases				NAP	NAP	NAP	NAP	NAP	NAP	NAP	NAP	-	-
97.4.7 2nd inst courts_Pending cases on 31 Dec. Non-litigious business registry cases				NAP	NAP	NAP	NAP	NAP	NAP	NAP	NAP	-	-
97.4.8 2nd inst courts_Pending cases on 31 Dec. Other registry cases				NAP	NAP	NAP	NAP	NAP	NAP	NAP	NAP	-	-
97.4.9 2nd inst courts_Pending cases on 31 Dec. Other non-litigious cases				NAP	NAP	NAP	NAP	NAP	NAP	NAP	NAP	-	-
97.4.10 2nd inst courts_Pending cases on 31 Dec. Administrative law cases				6 043	6 518	7 540	8 628	9 070	9 392	9 907	10 940	-	10,4%
97.4.11 2nd inst courts_Pending cases on 31 Dec. Other cases				NAP	NAP	NAP	NAP	NAP	NAP	NAP	NAP	-	-
97.5.1 2nd inst courts_Pending more than 2 years - Total of other than criminal law cases (1+2+3+4)				-	NA	NA	NA	NA	NA	NA	NA	-	-
97.5.2 2nd inst courts_Pending more than 2 years - Civil (and commercial) litigious cases				-	NA	NA	NA	NA	NA	NA	NA	-	-
97.5.10 2nd inst courts_Pending more than 2 years - Administrative law cases				-	NA	NAP	NA	NA	NA	NA	NA	-	-
Clearance rate and disposition time for second instance other than criminal law cases (Q97)													
CR Total of other than criminal law cases				105,2%	95,6%	95,3%	97,1%	99,7%	104,4%	98,9%	92,8%	-	(6,06)
CR Civil (and commercial) litigious cases				95,2%	97,1%	99,1%	101,8%	101,8%	107,6%	101,5%	96,2%	-	(5,31)
CR Non litigious cases (2.1+2.2+2.3)				NAP	NAP	NAP	NAP	NAP	NAP	NAP	NAP	-	-
CR General civil (and commercial) non-litigious cases				NAP	NAP	NAP	NAP	NAP	NAP	NAP	NAP	-	-
CR Registry cases (2.2.1+2.2.2+2.2.3)				NAP	NAP	NAP	NAP	NAP	NAP	NAP	NAP	-	-
CR Non litigious land registry cases				NAP	NAP	NAP	NAP	NAP	NAP	NAP	NAP	-	-
CR Non-litigious business registry cases				NAP	NAP	NAP	NAP	NAP	NAP	NAP	NAP	-	-
CR Other registry cases				NAP	NAP	NAP	NAP	NAP	NAP	NAP	NAP	-	-
CR Other non-litigious cases				NAP	NAP	NAP	NAP	NAP	NAP	NAP	NAP	-	-
CR Administrative law cases				107,4%	87,5%	76,2%	74,0%	89,8%	92,4%	89,4%	78,4%	-	(10,94)
CR Other cases (e.g. insolvency registry cases)				NAP	NAP	NAP	NAP	NAP	NAP	NAP	NAP	-	-

Portugal

(2012-2022) data tables

Question	2012	2013	2014	2015	2016	2017	2018	2019	2020	2021	2022	Variations for quantitative questions	
												2012-2022	2021-2022
DT Total of other than criminal law cases				168	198	208	224	223	244	234	250	-	6,6%
DT Civil (and commercial) litigious cases				106	114	111	107	104	99	89	95	-	6,8%
DT Non litigious cases (2.1+2.2+2.3)				NAP	NAP	NAP	NAP	NAP	NAP	NAP	NAP	-	-
DT General civil (and commercial) non-litigious cases				NAP	NAP	NAP	NAP	NAP	NAP	NAP	NAP	-	-
DT Registry cases (2.2.1+2.2.2+2.2.3)				NAP	NAP	NAP	NAP	NAP	NAP	NAP	NAP	-	-
DT Non litigious land registry cases				NAP	NAP	NAP	NAP	NAP	NAP	NAP	NAP	-	-
DT Non-litigious business registry cases				NAP	NAP	NAP	NAP	NAP	NAP	NAP	NAP	-	-
DT Other registry cases				NAP	NAP	NAP	NAP	NAP	NAP	NAP	NAP	-	-
DT Other non-litigious cases				NAP	NAP	NAP	NAP	NAP	NAP	NAP	NAP	-	-
DT Administrative law cases				573	714	842	1016	849	877	836	1064	-	27,2%
DT Other cases (e.g. insolvency registry cases)				NAP	NAP	NAP	NAP	NAP	NAP	NAP	NAP	-	-
Supreme courts' other than criminal law cases (Q99)													
99.1.1 High inst courts_Pending cases on 1 Jan. Total of other than criminal law cases (1+2+3+4)				1 320	1 492	1 559	1 394	1 442	1 739	1 814	1 712	-	-5,6%
99.1.2 High inst courts_Pending cases on 1 Jan. Civil (and commercial) litigious cases				414	416	436	332	378	532	819	808	-	-1,3%
99.1.3 High inst courts_Pending cases on 1 Jan. Non litigious cases (2.1+2.2+2.3)				NAP	NAP	NAP	NAP	NAP	NAP	NAP	NAP	-	-
99.1.4 High inst courts_Pending cases on 1 Jan. General civil (and commercial) non-litigious cases				NAP	NAP	NAP	NAP	NAP	NAP	NAP	NAP	-	-
99.1.5 High inst courts_Pending cases on 1 Jan. Registry cases (2.2.1+2.2.2+2.2.3)				NAP	NAP	NAP	NAP	NAP	NAP	NAP	NAP	-	-
99.1.6 High inst courts_Pending cases on 1 Jan. Non litigious land registry cases				NAP	NAP	NAP	NAP	NAP	NAP	NAP	NAP	-	-
99.1.7 High inst courts_Pending cases on 1 Jan. Non-litigious business registry cases				NAP	NAP	NAP	NAP	NAP	NAP	NAP	NAP	-	-
99.1.8 High inst courts_Pending cases on 1 Jan. Other registry cases				NAP	NAP	NAP	NAP	NAP	NAP	NAP	NAP	-	-
99.1.9 High inst courts_Pending cases on 1 Jan. Other non-litigious cases				NAP	NAP	NAP	NAP	NAP	NAP	NAP	NAP	-	-
99.1.10 High inst courts_Pending cases on 1 Jan. Administrative law cases				906	1 076	1 123	1 062	1 064	1 207	995	904	-	-9,1%
99.1.11 High inst courts_Pending cases on 1 Jan. Other cases (e.g. insolvency registry cases)				NAP	NAP	NAP	NAP	NAP	NAP	NAP	NAP	-	-
99.2.1 High inst courts_Incoming cases_Total of other than criminal law cases (1+2+3+4)				4 094	4 069	3 995	3 919	4 107	3 698	3 952	3 803	-	-3,8%

Portugal

(2012-2022) data tables

Question	2012	2013	2014	2015	2016	2017	2018	2019	2020	2021	2022	Variations for quantitative questions	
												2012-2022	2021-2022
99.2.2 High inst courts_Incoming cases_Civil (and commercial) litigious cases				2 610	2 748	2 631	2 850	2 943	2 662	2 781	2 680	-	-3,6%
99.2.3 High inst courts_Incoming cases_Non litigious cases (2.1+2.2+2.3)				NAP	NAP	NAP	NAP	NAP	NAP	NAP	NAP	-	-
99.2.4 High inst courts_Incoming cases_General civil (and commercial) non-litigious cases				NAP	NAP	NAP	NAP	NAP	NAP	NAP	NAP	-	-
99.2.5 High inst courts_Incoming cases_Registry cases (2.2.1+2.2.2+2.2.3)				NAP	NAP	NAP	NAP	NAP	NAP	NAP	NAP	-	-
99.2.6 High inst courts_Incoming cases_Non litigious land registry cases				NAP	NAP	NAP	NAP	NAP	NAP	NAP	NAP	-	-
99.2.7 High inst courts_Incoming cases_Non-litigious business registry cases				NAP	NAP	NAP	NAP	NAP	NAP	NAP	NAP	-	-
99.2.8 High inst courts_Incoming cases_Other registry cases				NAP	NAP	NAP	NAP	NAP	NAP	NAP	NAP	-	-
99.2.9 High inst courts_Incoming cases_Other non-litigious cases				NAP	NAP	NAP	NAP	NAP	NAP	NAP	NAP	-	-
99.2.10 High inst courts_Incoming cases_Administrative law cases				1 484	1 321	1 364	1 069	1 164	1 036	1 171	1 123	-	-4,1%
99.2.11 High inst courts_Incoming cases_Other cases (e.g. insolvency registry cases)				NAP	NAP	NAP	NAP	NAP	NAP	NAP	NAP	-	-
99.3.1 High inst courts_Resolved cases_Total of other than criminal law cases (1+2+3+4)				3 922	4 002	4 160	3 870	3 810	3 623	4 054	3 862	-	-4,7%
99.3.2 High inst courts_Resolved cases_Civil (and commercial) litigious cases				2 608	2 728	2 735	2 803	2 789	2 375	2 792	2 749	-	-1,5%
99.3.3 High inst courts_Resolved cases_Non litigious cases (2.1+2.2+2.3)				NAP	NAP	NAP	NAP	NAP	NAP	NAP	NAP	-	-
99.3.4 High inst courts_Resolved cases_General civil (and commercial) non-litigious cases				NAP	NAP	NAP	NAP	NAP	NAP	NAP	NAP	-	-
99.3.5 High inst courts_Resolved cases_Registry cases (2.2.1+2.2.2+2.2.3)				NAP	NAP	NAP	NAP	NAP	NAP	NAP	NAP	-	-
99.3.6 High inst courts_Resolved cases_Non litigious land registry cases				NAP	NAP	NAP	NAP	NAP	NAP	NAP	NAP	-	-
99.3.7 High inst courts_Resolved cases_Non-litigious business registry cases				NAP	NAP	NAP	NAP	NAP	NAP	NAP	NAP	-	-
99.3.8 High inst courts_Resolved cases_Other registry cases				NAP	NAP	NAP	NAP	NAP	NAP	NAP	NAP	-	-
99.3.9 High inst courts_Resolved cases_Other non-litigious cases				NAP	NAP	NAP	NAP	NAP	NAP	NAP	NAP	-	-
99.3.10 High inst courts_Resolved cases_Administrative law cases				1 314	1 274	1 425	1 067	1 021	1 248	1 262	1 113	-	-11,8%
99.3.11 High inst courts_Resolved cases_Other cases (e.g. insolvency registry cases)				NAP	NAP	NAP	NAP	NAP	NAP	NAP	NAP	-	-
99.4.1 High inst courts_Pending cases on 31 Dec. Total of other than criminal law cases (1+2+3+4)				1 492	1 559	1 394	1 443	1 739	1 814	1 712	1 653	-	-3,4%
99.4.2 High inst courts_Pending cases on 31 Dec. Civil (and commercial) litigious cases				416	436	332	379	532	819	808	739	-	-8,5%
99.4.3 High inst courts_Pending cases on 31 Dec. Non litigious cases (2.1+2.2+2.3)				NAP	NAP	NAP	NAP	NAP	NAP	NAP	NAP	-	-

Portugal

(2012-2022) data tables

Question	2012	2013	2014	2015	2016	2017	2018	2019	2020	2021	2022	Variations for quantitative questions	
												2012-2022	2021-2022
99.4.4 High inst courts_Pending cases on 31 Dec. General civil (and commercial) non-litigious cases				NAP	NAP	NAP	NAP	NAP	NAP	NAP	NAP	-	-
99.4.5 High inst courts_Pending cases on 31 Dec. Registry cases (2.2.1+2.2.2+2.2.3)				NAP	NAP	NAP	NAP	NAP	NAP	NAP	NAP	-	-
99.4.6 High inst courts_Pending cases on 31 Dec. Non litigious land registry cases				NAP	NAP	NAP	NAP	NAP	NAP	NAP	NAP	-	-
99.4.7 High inst courts_Pending cases on 31 Dec. Non-litigious business registry cases				NAP	NAP	NAP	NAP	NAP	NAP	NAP	NAP	-	-
99.4.8 High inst courts_Pending cases on 31 Dec. Other registry cases				NAP	NAP	NAP	NAP	NAP	NAP	NAP	NAP	-	-
99.4.9 High inst courts_Pending cases on 31 Dec. Other non-litigious cases				NAP	NAP	NAP	NAP	NAP	NAP	NAP	NAP	-	-
99.4.10 High inst courts_Pending cases on 31 Dec. Administrative law cases				1 076	1 123	1 062	1 064	1 207	995	904	914	-	1,1%
99.4.11 High inst courts_Pending cases on 31 Dec. Other cases (e.g. insolvency registry cases)				NAP	NAP	NAP	NAP	NAP	NAP	NAP	NAP	-	-
99.5.1 High inst courts_Pending more than 2 years - Total of other than criminal law cases (1+2+3+4)				-	NA	NA	NA	NA	NA	NA	NA	-	-
99.5.2 High inst courts_Pending more than 2 years - Civil (and commercial) litigious cases				-	NA	NA	NA	NA	NA	NA	NA	-	-
99.5.10 High inst courts_Pending more than 2 years - Administrative law cases				-	NA	NAP	NA	NA	NA	NA	NA	-	-
Clearance rate and disposition time for Supreme courts' other than criminal law cases (Q97)													
CR Total of other than criminal law cases				95,8%	98,4%	104,1%	98,7%	92,8%	98,0%	102,6%	101,6%	-	(1,03)
CR Civil (and commercial) litigious cases				99,9%	99,3%	104,0%	98,4%	94,8%	89,2%	100,4%	102,6%	-	2,18
CR Non litigious cases (2.1+2.2+2.3)				NAP	NAP	NAP	NAP	NAP	NAP	NAP	NAP	-	-
CR General civil (and commercial) non-litigious cases				NAP	NAP	NAP	NAP	NAP	NAP	NAP	NAP	-	-
CR Registry cases (2.2.1+2.2.2+2.2.3)				NAP	NAP	NAP	NAP	NAP	NAP	NAP	NAP	-	-
CR Non litigious land registry cases				NAP	NAP	NAP	NAP	NAP	NAP	NAP	NAP	-	-
CR Non-litigious business registry cases				NAP	NAP	NAP	NAP	NAP	NAP	NAP	NAP	-	-
CR Other registry cases				NAP	NAP	NAP	NAP	NAP	NAP	NAP	NAP	-	-
CR Other non-litigious cases				NAP	NAP	NAP	NAP	NAP	NAP	NAP	NAP	-	-
CR Administrative law cases				88,5%	96,4%	104,5%	99,8%	87,7%	120,5%	107,8%	99,1%	-	(8,66)
CR Other cases (e.g. insolvency registry cases)				NAP	NAP	NAP	NAP	NAP	NAP	NAP	NAP	-	-
DT Total of other than criminal law cases				139	142	122	136	167	183	154	156	-	1,4%

Portugal

(2012-2022) data tables

Question	2012	2013	2014	2015	2016	2017	2018	2019	2020	2021	2022	Variations for quantitative questions	
												2012-2022	2021-2022
DT Civil (and commercial) litigious cases				58	58	44	49	70	126	106	98	-	-7,1%
DT Non litigious cases (2.1+2.2+2.3)				NAP	NAP	NAP	NAP	NAP	NAP	NAP	NAP	-	-
DT General civil (and commercial) non-litigious cases				NAP	NAP	NAP	NAP	NAP	NAP	NAP	NAP	-	-
DT Registry cases (2.2.1+2.2.2+2.2.3)				NAP	NAP	NAP	NAP	NAP	NAP	NAP	NAP	-	-
DT Non litigious land registry cases				NAP	NAP	NAP	NAP	NAP	NAP	NAP	NAP	-	-
DT Non-litigious business registry cases				NAP	NAP	NAP	NAP	NAP	NAP	NAP	NAP	-	-
DT Other registry cases				NAP	NAP	NAP	NAP	NAP	NAP	NAP	NAP	-	-
DT Other non-litigious cases				NAP	NAP	NAP	NAP	NAP	NAP	NAP	NAP	-	-
DT Administrative law cases				299	322	272	364	431	291	261	300	-	14,6%
DT Other cases (e.g. insolvency registry cases)				NAP	NAP	NAP	NAP	NAP	NAP	NAP	NAP	-	-
First instance criminal law cases (Q94)													
094.1.1 Total - pending 1 Jan									41 395	44 668	44 870	-	0,5%
094.1.2 Severe cases - pending 1 Jan									38 178	41 188	41 016	-	-0,4%
094.1.3 Misdemeanour cases - pending 1 Jan									1 654	2 075	2 371	-	14,3%
094.1.4 Other - pending 1 Jan									1 563	1 405	1 483	-	5,6%
094.2.1 Total -incoming									63 435	74 166	78 716	-	6,1%
094.2.2 Severe cases - incoming									51 701	59 276	62 101	-	4,8%
094.2.3 Misdemeanour cases - incoming									4 416	6 365	7 925	-	24,5%
094.2.4 Other - incoming									7 318	8 525	8 690	-	1,9%
094.3.1 Total - resolved									59 309	73 668	78 261	-	6,2%
094.3.2 Severe cases -resolved									48 078	59 239	62 300	-	5,2%
094.3.3 Misdemeanour cases - resolved									3 952	6 052	7 408	-	22,4%
094.3.4 Other - resolved									7 279	8 377	8 553	-	2,1%
094.4.1 Total - pending 31 Dec									45 521	45 166	45 325	-	0,4%

Portugal

(2012-2022) data tables

Question	2012	2013	2014	2015	2016	2017	2018	2019	2020	2021	2022	Variations for quantitative questions	
												2012-2022	2021-2022
094.4.2 Severe cases - pending 31 Dec									41 801	41 225	40 817	-	-1,0%
094.4.3 Misdemeanour cases - pending 31 Dec									2 118	2 388	2 888	-	20,9%
094.4.4 Other - pending 31 Dec									1 602	1 553	1 620	-	4,3%
094.5.1 Total - pending more then 2 years									15 941	16 077	15 054	-	-6,4%
094.5.2 Severe cases - pending more then 2 years									15 413	15 471	14 435	-	-6,7%
094.5.3 Misdemeanour cases - pending more then 2 years									86	181	181	-	0,0%
094.5.4 Other - pending more then 2 years									442	425	438	-	3,1%
Clearance rate and disposition time for first instance criminal law cases (Q94)													
CR of Total									93%	99%	99%	-	0,1
CR of Severe cases									93%	100%	100%	-	0,4
CR of Misdemeanour cases									89%	95%	93%	-	(1,6)
CR of Other									99%	98%	98%	-	0,16
DT of Total									280	224	211	-	-5,5%
DT of Severe cases									317	254	239	-	-5,9%
DT of Misdemeanour cases									196	144	142	-	-1,2%
DT of Other									80	68	69	-	2,2%
Second instance criminal law cases (Q98)													
098.1.1 Total - pending 1 Jan									3 577	3 453	3 600	-	4,3%
098.1.2 Severe cases - pending 1 Jan									NA	NA	NA	-	-
098.1.3 Misdemeanour cases - pending 1 Jan									NA	NA	NA	-	-
098.1.4 Other - pending 1 Jan									NAP	NAP	NA	-	-
098.2.1 Total -incoming									8 778	9 764	10 468	-	7,2%
098.2.2 Severe cases - incoming									NA	NA	NA	-	-

Portugal

(2012-2022) data tables

Question	2012	2013	2014	2015	2016	2017	2018	2019	2020	2021	2022	Variations for quantitative questions	
												2012-2022	2021-2022
098.2.3 Misdemeanour cases - incoming									NA	NA	NA	-	-
098.2.4 Other - incoming									NAP	NAP	NA	-	-
098.3.1 Total - resolved									8 894	9 618	10 044	-	4,4%
098.3.2 Severe cases -resolved									NA	NA	NA	-	-
098.3.3 Misdemeanour cases - resolved									NA	NA	NA	-	-
098.3.4 Other - resolved									NAP	NAP	NA	-	-
098.4.1 Total - pending 31 Dec									3 461	3 599	4 024	-	11,8%
098.4.2 Severe cases - pending 31 Dec									NA	NA	NA	-	-
098.4.3 Misdemeanour cases - pending 31 Dec									NA	NA	NA	-	-
098.4.4 Other - pending 31 Dec									NAP	NAP	NA	-	-
098.5.1 Total - pending more then 2 years									NA	NA	NA	-	-
098.5.2 Severe cases - pending more then 2 years									NA	NA	NA	-	-
098.5.3 Misdemeanour cases - pending more then 2 years									NA	NA	NA	-	-
098.5.4 Other - pending more then 2 years									NAP	NAP	NA	-	-
Clearance rate and disposition time for second instance criminal law cases (Q98)													
CR of Total									101,3%	98,5%	95,9%	-	(2,59)
CR o2 Severe cases									NA	NA	NA	-	-
CR of Misdemeanour cases									NA	NA	NA	-	-
CR of Other									NAP	NAP	NA	-	-
DT of Total									142	137	146	-	7,1%
DT of Severe cases									NA	NA	NA	-	-
DT of Misdemeanour cases									NA	NA	NA	-	-
DT of Other									NAP	NAP	NA	-	-
Supreme courts' criminal law cases (Q100)													

Portugal

(2012-2022) data tables

Question	2012	2013	2014	2015	2016	2017	2018	2019	2020	2021	2022	Variations for quantitative questions	
												2012-2022	2021-2022
100.1.1 Total - pending 1 Jan									156	173	153	-	-11,6%
100.1.2 Severe cases - pending 1 Jan									156	173	153	-	-11,6%
100.1.3 Misdemeanour cases - pending 1 Jan									NAP	NAP	NAP	-	-
100.1.4 Other - pending 1 Jan									NAP	NAP	NAP	-	-
100.2.1 Total -incoming									959	986	1 024	-	3,9%
100.2.2 Severe cases - incoming									959	986	1 024	-	3,9%
100.2.3 Misdemeanour cases - incoming									NAP	NAP	NAP	-	-
100.2.4 Other - incoming									NAP	NAP	NAP	-	-
100.3.1 Total - resolved									942	1 006	998	-	-0,8%
100.3.2 Severe cases -resolved									942	1 006	998	-	-0,8%
100.3.3 Misdemeanour cases - resolved									NAP	NAP	NAP	-	-
100.3.4 Other - resolved									NAP	NAP	NAP	-	-
100.4.1 Total - pending 31 Dec									173	153	179	-	17,0%
100.4.2 Severe cases - pending 31 Dec									173	153	179	-	17,0%
100.4.3 Misdemeanour cases - pending 31 Dec									NAP	NAP	NAP	-	-
100.4.4 Other - pending 31 Dec									NAP	NAP	NAP	-	-
100.5.1 Total - pending more then 2 years									NA	NA	NA	-	-
100.5.2 Severe cases - pending more then 2 years									NA	NA	NA	-	-
100.5.3 Misdemeanour cases - pending more then 2 years									NAP	NAP	NAP	-	-
100.5.4 Other - pending more then 2 years									NAP	NAP	NAP	-	-
Clearance rate and disposition time for supreme courts' criminal law cases (Q100)													
CR of Total									98,2%	102,0%	97,5%	-	(4,57)
CR of Severe cases									98,2%	102,0%	97,5%	-	(4,57)
CR of Misdemeanour cases									NAP	NAP	NAP	-	-

Portugal

(2012-2022) data tables

Question	2012	2013	2014	2015	2016	2017	2018	2019	2020	2021	2022	Variations for quantitative questions	
												2012-2022	2021-2022
CR of Other									NAP	NAP	NAP	-	-
DT of Total									67	56	65	-	17,9%
DT of Severe cases									67	56	65	-	17,9%
DT of Misdemeanour cases									NAP	NAP	NAP	-	-
DT of Other									NAP	NAP	NAP	-	-
Indicator 4: Public prosecution services													
(Q107, Q107-1, Q109)													
1. Pending cases on 1 Jan. ref. year									217 314	246 519	252 200	-	2,3%
2. Incoming/received cases									434 878	415 544	454 379	-	9,3%
3. Processed cases (3.1 + 3.2 + 3.3 + 3.4)									402 243	NA	427 664	-	-
3.1. Discontinued during the reference year (3.1.1+3.1.2+3.1.3+3.1.4.)									NA	NA	NA	-	-
3.1.1 Discontinued by the public prosecutor because the offender could not be identified									NA	NA	NA	-	-
3.1.2 Discontinued by the public prosecutor due to the lack of an established offence or a specific legal situation									NA	NA	NA	-	-
3.1.3 Discontinued by the public prosecutor for reasons of opportunity									NA	NA	NA	-	-
3.1.4 Discontinued for other reasons									NA	NA	NA	-	-
3.2. Concluded by a penalty or a measure imposed or negotiated by the public prosecutor									NA	NA	NA	-	-
3.3. Cases brought to court									40 328	45 154	44 371	-	-1,7%
4. Pending cases on 31 Dec. ref. year									249 949	253 665	278 915	-	10,0%
Public prosecution: Ratio of processed cases with incoming cases									0,92	NA	0,94	-	-
Public prosecution: Ratio of pending cases with incoming cases									0,60	0,61	0,67	-	10,0%
Number of cases concluded with the guilty plea procedure - Total									NA	NA	NA	-	-
Number of cases concluded with the guilty plea procedure - Total - Severe criminal cases									NA	NA	NA	-	-

Portugal

(2012-2022) data tables

Question	2012	2013	2014	2015	2016	2017	2018	2019	2020	2021	2022	Variations for quantitative questions	
												2012-2022	2021-2022
Number of cases concluded with the guilty plea procedure - Total - Misdemeanour and / or minor criminal cases									NA	NA	NA	-	-
Number of cases concluded with the guilty plea procedure - Before the main trial - Total									NA	NA	NA	-	-
Number of cases concluded with the guilty plea procedure - Before the main trial - Severe criminal cases									NA	NA	NA	-	-
Number of cases concluded with the guilty plea procedure - Before the main trial - Misdemeanour and / or minor criminal cases									NA	NA	NA	-	-
Number of cases concluded with the guilty plea procedure - During the main trial - Total									NA	NA	NA	-	-
Number of cases concluded with the guilty plea procedure - During the main trial - Severe criminal cases									NA	NA	NA	-	-
Number of cases concluded with the guilty plea procedure - During the main trial - Misdemeanour and / or minor criminal cases									NA	NA	NA	-	-
Budget of public prosecution services (Q13)													
Total approved annual public budget allocated to the public prosecution services in €	97 551 326 €	96 640 967 €	88 786 150 €	96 054 391 €	110 412 452 €	106 000 000 €	109 000 000 €	111 132 465 €	113 728 078 €	114 613 180 €	115 613 038 €	18,5%	0,87%
Total implemented annual public budget allocated to the public prosecution services in €	-	-	114 412 314 €	121 925 994 €	126 441 757 €	127 911 008 €	131 069 729 €	131 916 484 €	142 691 962 €	135 334 444 €	137 208 499 €	-	1,38%
Approved annual public budget allocated to training of public prosecution services in € (included in the total)	-	-	-	-	-	-	NA	NA	NA	NA	NA	-	-
Implemented annual public budget allocated to training of public prosecution services in € (included in the total)	-	-	-	-	-	-	NA	NA	NA	NA	NA	-	-

Indicator 5: Access to justice													
System for compensating users													
(Q37)													
Number of requests for compensation													
037.1.1 Total									NA	NA	NA	-	-

Portugal

(2012-2022) data tables

Question	2012	2013	2014	2015	2016	2017	2018	2019	2020	2021	2022	Variations for quantitative questions	
												2012-2022	2021-2022
037.1.2 Excessive length of proceedings									NA	NA	NA	-	-
037.1.3 Non-execution of court decisions									NA	NA	NA	-	-
037.1.4 Wrongful arrest/detention									NA	NA	NA	-	-
037.1.5 Wrongful conviction									NA	NA	NA	-	-
037.1.6 Other									NA	NA	NA	-	-
Number of compensations granted													
037.2.1 Total									NA	NA	NA	-	-
037.2.2 Excessive length of proceedings									NA	NA	NA	-	-
037.2.3 Non-execution of court decisions									NA	NA	NA	-	-
037.2.4 Wrongful arrest/detention									NA	NA	NA	-	-
037.2.5 Wrongful conviction									NA	NA	NA	-	-
037.2.6 Other									NA	NA	NA	-	-
Amount of compensations granted (in €)													
037.3.1 Total									NA	NA	NA	-	-
037.3.2 Excessive length of proceedings									NA	NA	NA	-	-
037.3.3 Non-execution of court decisions									NA	NA	NA	-	-
037.3.4 Wrongful arrest/detention									NA	NA	NA	-	-
037.3.5 Wrongful conviction									NA	NA	NA	-	-
037.3.6 Other									NA	NA	NA	-	-
Indicator 6: The ICT tools of courts and for court users													
(Q62-23, Q62-24, Q62-25, Q62-26)													
Writing assistance tools													
062-23.1.1.1 Deployment rate in civil and/or commercial matter											75-95 %		
062-23.1.2.1 Usage rate in civil and/or commercial matter											NA		

Portugal

(2012-2022) data tables

Question	2012	2013	2014	2015	2016	2017	2018	2019	2020	2021	2022	Variations for quantitative questions	
												2012-2022	2021-2022
062-23.1.3.1 Deployment rate in administrative matter											75-95 %		
062-23.2.1.1 Usage rate in administrative matter											NA		
062-23.2.2.1 Deployment rate in criminal matter											75-95 %		
062-23.2.3.1 Usage rate in criminal matter											NA		
Features of the writing assistance tools													
Civil and/or commercial matter													
062-24.1.1.1 Templates											True		
062-24.1.1.2 Automatically generated text											True		
062-24.1.1.3 Automatically suggested decision											False		
062-24.1.1.4 Speech-to-text											False		
062-24.1.1.5 Electronic signature											True		
062-24.1.1.6 Other special functionality											False		
Administrative matter													
062-24.1.2.1 Templates											True		
062-24.1.2.2 Automatically generated text											True		
062-24.1.2.3 Automatically suggested decision											False		
062-24.1.2.4 Speech-to-text											False		
062-24.1.2.5 Electronic signature											True		
062-24.1.2.6 Other special functionality											False		
Criminal matter													
062-24.1.3.1 Templates											True		
062-24.1.3.2 Automatically generated text											True		
062-24.1.3.3 Automatically suggested decision											False		
062-24.1.3.4 Speech-to-text											False		

Portugal

(2012-2022) data tables

Question	2012	2013	2014	2015	2016	2017	2018	2019	2020	2021	2022	Variations for quantitative questions	
												2012-2022	2021-2022
062-24.1.3.5 Electronic signature											True		
062-24.1.3.6 Other special functionality											False		
Recording of court hearings													
062-25.1.1.1 Deployment rate in civil and/or commercial matter											95-100 %		
062-25.1.2.1 Usage rate in civil and/or commercial matter											NA		
062-25.1.3.1 Deployment rate in administrative matter											95-100 %		
062-25.2.1.1 Usage rate in administrative matter											NA		
062-25.2.2.1 Deployment rate in criminal matter											95-100 %		
062-25.2.3.1 Usage rate in criminal matter											NA		
Features of the recording of court hearings													
Civil and/or commercial matter													
062-26.1.1.1 Audio recording											True		
062-26.1.1.2 Video recording											False		
062-26.1.1.3 Systematic recording for all hearings											False		
062-26.1.1.4 Automatically indexed recording											False		
062-26.1.1.5 Automatic transcript from recording											False		
062-26.1.1.6 Possibility to request a copy of the recording											False		
062-26.1.1.7 Other special functionality							-	-			False		
Administrative matter													
062-26.1.2.1 Audio recording											True		
062-26.1.2.2 Video recording											False		
062-26.1.2.3 Systematic recording for all hearings											False		
062-26.1.2.4 Automatically indexed recording											False		
062-26.1.2.5 Automatic transcript from recording											False		

Portugal

(2012-2022) data tables

Question	2012	2013	2014	2015	2016	2017	2018	2019	2020	2021	2022	Variations for quantitative questions	
												2012-2022	2021-2022
062-26.1.2.6 Possibility to request a copy of the recording											False		
062-26.1.2.7 Other special functionality							-	-			False		
Criminal matter													
062-26.1.3.1 Audio recording											True		
062-26.1.3.2 Video recording											False		
062-26.1.3.3 Systematic recording for all hearings											False		
062-26.1.3.4 Automatically indexed recording											False		
062-26.1.3.5 Automatic transcript from recording											False		
062-26.1.3.6 Possibility to request a copy of the recording											False		
062-26.1.3.7 Other special functionality											False		

Indicator 7: Professionals of justice													
(Q46, Q46-2, Q52, Q52-1, Q55, Q60, Q4, Q132, Q133, Q144, Q145, Q146)													
46.1.1 Total Number of professional judges	2 009	2 025	1 990	1 990	1 986	2 059	1 979	1 999	1 999	2 021	2 043	1,7%	1,1%
46.1.2 Number of 1st inst professional judges	1 480	1 525	1 478	1 495	1 479	1 486	1 456	1 443	1 447	1 472	1 505	1,7%	2,2%
46.1.3 Number of 2nd inst professional judges	445	425	430	411	425	493	452	479	472	467	454	2,0%	-2,8%
46.1.4 Number of Supreme court professional judges	84	75	82	84	82	80	71	77	80	82	84	0,0%	2,4%
46.2.1 Number of professional judges_males	864	849	828	815	809	792	767	761	759	747	730	-15,5%	-2,3%
46.2.2 Number of 1st instance professional judges_males	507	518	494	498	493	479	463	455	459	458	459	-9,5%	0,2%
46.2.3 Number of 2nd instance professional judges_males	282	263	267	249	250	253	253	254	246	238	215	-23,8%	-9,7%
46.2.4 Number of Supreme court professional judges_males	75	68	67	68	66	60	51	52	54	51	56	-25,3%	9,8%
46.3.1 Number of professional judges_females	1 145	1 176	1 162	1 175	1 177	1 213	1 212	1 238	1 240	1 274	1 313	14,7%	3,1%
46.3.2 Number of 1st inst professional judges_females	973	1 007	984	997	986	1 007	993	988	988	1 014	1 046	7,5%	3,2%
46.3.3 Number of 2nd inst professional judges_females	163	162	163	162	175	186	199	225	226	229	239	46,6%	4,4%
46.3.4 Number of Supreme court professional judges_females	9	7	15	16	16	20	20	25	26	31	28	211,1%	-9,7%

Portugal

(2012-2022) data tables

Question	2012	2013	2014	2015	2016	2017	2018	2019	2020	2021	2022	Variations for quantitative questions	
												2012-2022	2021-2022
046-2.1.1 Number of professional judges (FTE) - Total									1 999	2 021	2 043	-	1,1%
046-2.1.2 Professional judges of first instance (FTE) - Total									1 447	1 472	1 505	-	2,2%
046-2.1.3 Professional judges of second instance (FTE) - Total									472	467	454	-	-2,8%
046-2.1.4 Professional judges of supreme court (FTE) - Total									80	82	84	-	2,4%
046-2.2.1 Number of professional judges (FTE) - Civil and commercial									NAP	NAP	NAP	-	-
046-2.2.2 Professional judges of first instance (FTE) - Civil and commercial									NAP	NAP	NAP	-	-
046-2.2.3 Professional judges of second instance (FTE) - Civil and commercial									NAP	NAP	NAP	-	-
046-2.2.4 Professional judges of supreme court (FTE) - Civil and commercial									NAP	NAP	NAP	-	-
046-2.3.1 Number of professional judges (FTE) - Criminal									NAP	NAP	NAP	-	-
046-2.3.2 Professional judges of first instance (FTE) - Criminal									NAP	NAP	NAP	-	-
046-2.3.3 Professional judges of second instance (FTE) - Criminal									NAP	NAP	NAP	-	-
046-2.3.4 Professional judges of supreme court (FTE) - Criminal									NAP	NAP	NAP	-	-
046-2.4.1 Number of professional judges (FTE) - Administrative									268	286	315	-	10,1%
046-2.4.2 Professional judges of first instance (FTE) - Administrative									179	203	233	-	14,8%
046-2.4.3 Professional judges of second instance (FTE) - Administrative									65	58	57	-	-1,7%
046-2.4.4 Professional judges of supreme court (FTE) - Administrative									24	25	25	-	0,0%
046-2.5.1 Number of professional judges (FTE) - Other									1 731	1 735	1 728	-	-0,4%
046-2.5.2 Professional judges of first instance (FTE) - Other									1 268	1 269	1 272	-	0,2%
046-2.5.3 Professional judges of second instance (FTE) - Other									407	409	397	-	-2,9%
046-2.5.4 Professional judges of supreme court (FTE) - Other									56	57	59	-	3,5%
52.1.1 Total Number of non judge staff who are working in courts	6 110	6 005	5 698	5 799	5 652	5 789	5 818	5 829	5 779	5 732	5 412	-11,4%	-5,6%
52.1.2 Number of Non judge staff (Rechtspfleger)	NAP	NAP	NAP	NAP	NAP	NAP	NAP	NAP	NAP	NAP	NAP	-	-
52.1.3 Number of Non-judge staff assisting the judges	5 601	5 558	5 293	5 422	5 342	5 465	5 486	5 465	5 357	5 307	5 025	-10,3%	-5,3%
52.1.4 Number of Staff in charge of administrative tasks	256	217	101	88	92	78	94	103	104	109	89	-65,2%	-18,3%

Portugal

(2012-2022) data tables

Question	2012	2013	2014	2015	2016	2017	2018	2019	2020	2021	2022	Variations for quantitative questions	
												2012-2022	2021-2022
52.1.5 Number of Technical staff	251	230	227	225	210	246	238	261	317	307	257	2,4%	-16,3%
52.1.6 Number of Other non judge staff	2	-	77	64	8	-	-	-	1	9	41	1950,0%	355,6%
52.2.1 Total Number of non judge staff who are working in courts(men)	2 200	2 149	2 024	1 994	1 916	1 959	1 959	1 938	1 927	1 909	1 769	-19,6%	-7,3%
52.2.2 Number of Non judge staff (Rechtspfleger)(men)	NAP	NAP	NAP	NAP	NAP	NAP	NAP	NAP	NAP	NAP	NAP	-	-
52.2.3 Number of Non-judge staff assisting the judges(men)	1 966	1 951	1 860	1 844	1 805	1 846	1 836	1 807	1 780	1 759	1 620	-17,6%	-7,9%
52.2.4 Number of Staff in charge of administrative tasks(men)	160	134	62	57	57	48	63	63	60	63	66	-58,8%	4,8%
52.2.5 Number of Technical staff(men)	72	64	58	57	53	65	60	68	86	81	72	0,0%	-11,1%
52.2.6 Number of Other non judge staff(men)	NA	-	44	36	1	-	-	-	1	6	11	-	83,3%
52.3.1 Total Number of non judge staff who are working in courts(women)	3 910	3 856	3 674	3 805	3 736	3 830	3 859	3 891	3 852	3 823	3 643	-6,8%	-4,7%
52.3.2 Number of Non judge staff (Rechtspfleger)(women)	NAP	NAP	NAP	NAP	NAP	NAP	NAP	NAP	NAP	NAP	NAP	-	-
52.3.3 Number of Non-judge staff assisting the judges(women)	3 635	3 607	3 433	3 578	3 537	3 619	3 650	3 658	3 577	3 548	3 405	-6,3%	-4,0%
52.3.4 Number of Staff in charge of administrative tasks(women)	96	83	39	31	35	30	31	40	44	46	23	-76,0%	-50,0%
52.3.5 Number of Technical staff(women)	179	166	169	168	157	181	178	193	231	226	185	3,4%	-18,1%
52.3.6 Number of Other non judge staff(women)	NA	-	33	28	7	-	-	-	-	3	30	-	900,0%
052-1.1.1 Non-judge staff (Total)									5 745	5 688	5 412	-	-4,9%
052-1.1.2 Non-judge staff at first instance (total)									5 451	5 381	5 095	-	-5,3%
052-1.1.3 Non-judge staff at second instance (total)									192	206	188	-	-8,7%
052-1.1.4 Non-judge staff at Supreme court (total)									102	101	129	-	27,7%
052-1.2.1 Non-judge staff (Males)									1 908	1 885	1 769	-	-6,2%
052-1.2.2 Non-judge staff at first instance (males)									1 801	1 776	1 664	-	-6,3%
052-1.2.3 Non-judge staff at second instance (males)									80	85	70	-	-17,6%
052-1.2.4 Non-judge staff at Supreme court (males)									27	24	35	-	45,8%
052-1.3.1 Non-judge staff (females)									3 837	3 803	3 643	-	-4,2%
052-1.3.2 Non-judge staff at first instance (females)									3 650	3 605	3 431	-	-4,8%

Portugal

(2012-2022) data tables

Question	2012	2013	2014	2015	2016	2017	2018	2019	2020	2021	2022	Variations for quantitative questions	
												2012-2022	2021-2022
052-1.3.3 Non-judge staff at second instance (females)									112	121	118	-	-2,5%
052-1.3.4 Non-judge staff at supreme court (females)									75	77	94	-	22,1%
055.1.1 Prosecutors (total)									1 416	1 480	1 512	-	2,2%
055.1.2 Prosecutors (1st inst.)									1 325	1 389	1 409	-	1,4%
055.1.3 Prosecutors (2nd inst.)									75	75	82	-	9,3%
055.1.4 Prosecutors (Highest instance)									16	16	21	-	31,3%
055.2.1 Prosecutors - Males -total									497	507	499	-	-1,6%
055.2.2 Prosecutors - Males, 1st inst.									440	446	431	-	-3,4%
055.2.3 Prosecutors - Males, 2nd inst.									52	53	53	-	0,0%
055.2.4 Prosecutors - Males, Supreme courts									5	8	15	-	87,5%
055.3.1 Prosecutors - Females, Total									919	973	1 013	-	4,1%
055.3.2 Prosecutors - Females, 1st inst.									885	943	978	-	3,7%
055.3.3 Prosecutors - Females, 2nd inst.									23	22	29	-	31,8%
055.3.4 Prosecutors - Females, Supreme courts									11	8	6	-	-25,0%
057 Other with similar duties as public prsecutors											False	-	-
056.1.1 Heads of prosecution (total)											60	-	-
056.1.2 Heads of prosecution (1st inst.)											53	-	-
056.1.3 Heads of prosecution (2nd inst.)											6	-	-
056.1.4 Heads of prosecution (Highest instance)											1	-	-
056.2.1 Heads of prosecution - Males -total											24	-	-
056.2.2 Heads of prosecution - Males, 1st inst.											19	-	-
056.2.3 Heads of prosecution - Males, 2nd inst.											4	-	-
056.2.4 Heads of prosecution - Males, Supreme courts											1	-	-
056.3.1 Heads of prosecution - Females, Total											36	-	-
056.3.2 Heads of prosecution - Females, 1st inst.											34	-	-

Portugal

(2012-2022) data tables

Question	2012	2013	2014	2015	2016	2017	2018	2019	2020	2021	2022	Variations for quantitative questions	
												2012-2022	2021-2022
056.3.3 Heads of prosecution - Females, 2nd inst.											2	-	-
056.3.4 Heads of prosecution - Females, Supreme courts											0	-	-
060.1.1 Number of non-prosecutor staff Total							1 700	-	1 657	1 674	1 678	-	0,2%
060.2.1 Number of non-prosecutor staff Males							618	-	574	567	589	-	3,9%
060.3.1 Number of non-prosecutor staff Females							1 082	-	1 083	1 107	1 089	-	-1,6%
004 Annual average salary in the country							16 766 €	17 226 €	18 044 €	18 729 €	18 729 €	-	0,0%
132.1.1 Gross annual salary, in € - Professional judge at the beginning of career							35 699 €	35 805 €	48 055 €	48 378 €	48 728 €	-	0,7%
132.1.2 Gross annual salary, in € - Judge of the Supreme Court							85 820 €	93 095 €	105 345 €	106 183 €	106 533 €	-	0,3%
132.1.3 Gross annual salary, in € - Public prosecutor at the beginning of career							35 699 €	35 805 €	48 055 €	48 378 €	48 728 €	-	0,7%
132.1.4 Gross annual salary, in € - Public prosecutor of the Supreme Court or the Highest Appellate Instance							85 820 €	93 095 €	105 345 €	106 183 €	106 533 €	-	0,3%
132.2.1 Net annual salary, in € - Professional judge at the beginning of career							NA	NA	NA	NA	NA	-	-
132.2.2 Net annual salary, in € - Judge of the Supreme Court							NA	NA	NA	NA	NA	-	-
132.2.3 Net annual salary, in € - Public prosecutor at the beginning of career							NA	NA	NA	NA	NA	-	-
132.2.4 Net annual salary, in € - Public prosecutor of the Supreme Court or the Highest Appellate Instance							NA	NA	NA	NA	NA	-	-
133.1.1.1 - Additional benefits for judges - Reduced taxation							False	False	False	False	False		
133.1.2.1 - Additional benefits for judges - Special pension							False	False	False	False	False		
133.1.3.1 - Additional benefits for judges - Housing							True	True	True	True	True		
133.1.4.1 - Additional benefits for judges - Other financial benefit							True	True	True	True	True		
133.2.1.1 - Additional benefits for prosecutors - Reduced taxation							False	False	False	False	False		
133.2.2.1 - Additional benefits for prosecutors - Special pension							False	False	False	False	False		
133.2.3.1 - Additional benefits for prosecutors - Housing							True	True	True	True	True		
133.2.4.1 - Additional benefits for prosecutors - Other financial benefit							True	True	True	True	True		

Portugal

(2012-2022) data tables

Question	2012	2013	2014	2015	2016	2017	2018	2019	2020	2021	2022	Variations for quantitative questions	
												2012-2022	2021-2022
Lawyers													
(Q146, Q147, Q148)													
146.1.1 Total number of lawyers practising	28 341	28 765	29 337	27 277	30 475	31 326	32 368	33 204	33 115	33 937	35 432	25,0%	4,4%
146.2.1 Practicing lawyers - man							14 617	14 912	14 891	15 135	15 615	-	3,2%
146.3.1 Practicing lawyers - woman							17 751	18 292	18 224	18 802	19 817	-	5,4%
147 Does this figure include “legal advisors” who cannot represent their clients in court (for example, some solicitors or in-house counsellors)?				No	False	False	False	False	False	False	False	-	-
148 Number of legal advisors who cannot represent their clients in court:				NA	NA	NA	NA	NA	NAP	NAP	NAP	-	-
Indicator 8: Mediators and notaries													
(Q166, Q157)													
166 Number of accredited or registered mediators who practice judicial mediation:	255	250	196	221	514	617	NA	NA	NA	NA	NA	-	-
166.2.1 Mediators - male							NA	NA	NA	NA	NA	-	-
166.3.1 Mediators - female							NA	NA	NA	NA	NA	-	-
192.1.1 Number of notaries											524	-	-
192.1.2 Private professionals (without control from public authorities)											NAP	-	-
192.1.3 Holders of public offices appointed by the State											524	-	-
192.1.4 Civil servants (paid by the State)											NAP	-	-
192.1.5 Other											NAP	-	-
192.2.1 Number of notaries- male											107	-	-
192.2.2 Private professionals (without control from public authorities)- male											NAP	-	-
192.2.3 Holders of public offices appointed by the State- male											107	-	-
192.2.4 Civil servants (paid by the State)- male											NAP	-	-
192.2.5 Other- male											NAP	-	-
192.3.1 Number of notaries- female											417	-	-
192.3.2 Private professionals (without control from public authorities)- female											NAP	-	-
192.3.3 Holders of public offices appointed by the State- female											417	-	-
192.3.4 Civil servants (paid by the State)- female											NAP	-	-
192.3.5 Other- female											NAP	-	-

Key: Variation of more than (+ -) 30%