

30th Council of Europe Conference of Directors of Prison and Probation Services (CDPPS)



WORKSHOP IV


Strategic approach by prison and probation
services to crisis management



Zvonimir Penić, Director General

Krakow, Poland
24-25 September 2025

TODAY'S TOPICS

1. Croatian Prison System - Key Facts
 2. State of emergency
 3. System response to natural disasters and weather events
 4. Frequency of serious incidents
 5. Neglect of prison infrastructure
 6. The importance of changing the approach to problem solving
 7. Determining strategic priorities
- 
- Several white lines of varying lengths and slopes are positioned in the bottom right corner of the slide, creating a modern, abstract graphic element.



CROATIAN PRISON SYSTEM KEY FACTS

Population of Croatia: 3.87 million

Prison population (September 2025): 4.973 prisoners
(pre trial 40,92%; female 5,71%; juveniles 1,53%; foreigners 19,49%)

Prison population rate: 128 prisoners per 100,000 inhabitants

Diversity of institutions: from Dubrovnik Prison (38 places) to Glinja Penitentiary (505 places)

Sentence policy: probation; alternative sanctions; electronic monitoring; prison sentence (up to 40 years, max 50)

Ministry responsible: Ministry of Justice, Public Administration and Digital Transformation (Directorate for Prison System and Probation)

Pressures on the system: overcrowding, staff shortages, migration-related offences (Art. 326 Criminal code), and natural disasters (earthquakes, hailstorms)

PENAL INSTITUTIONS


PENITENTIARIES (6)

PRISONS (14)

JUVENILE CORRECTIONAL INSTITUTIONS (2)

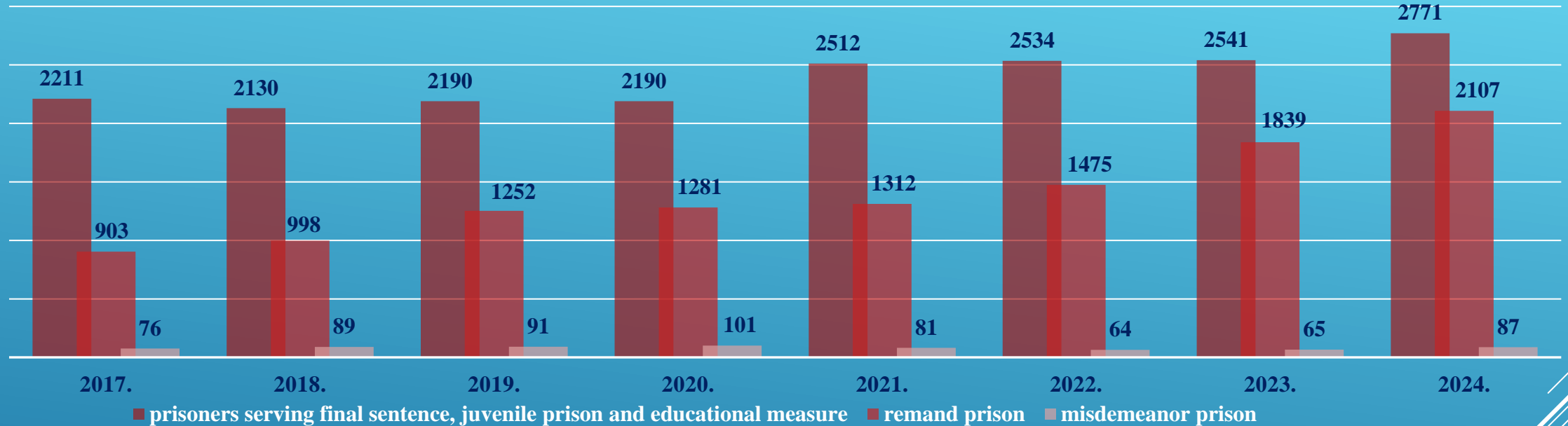
PRISON HOSPITAL (1)

*Prison management is the art of
sustaining order in situation of
constant emergencies*



EMERGENCY

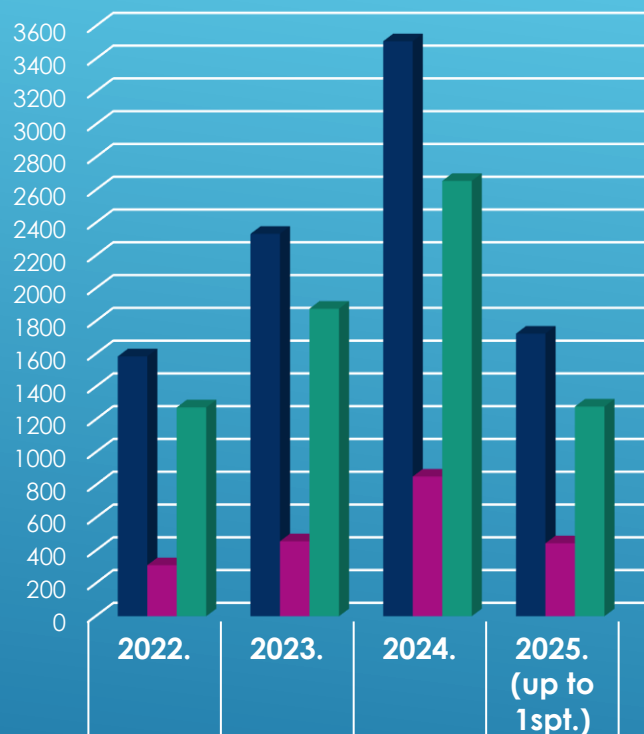
Inmates by category on December 31st



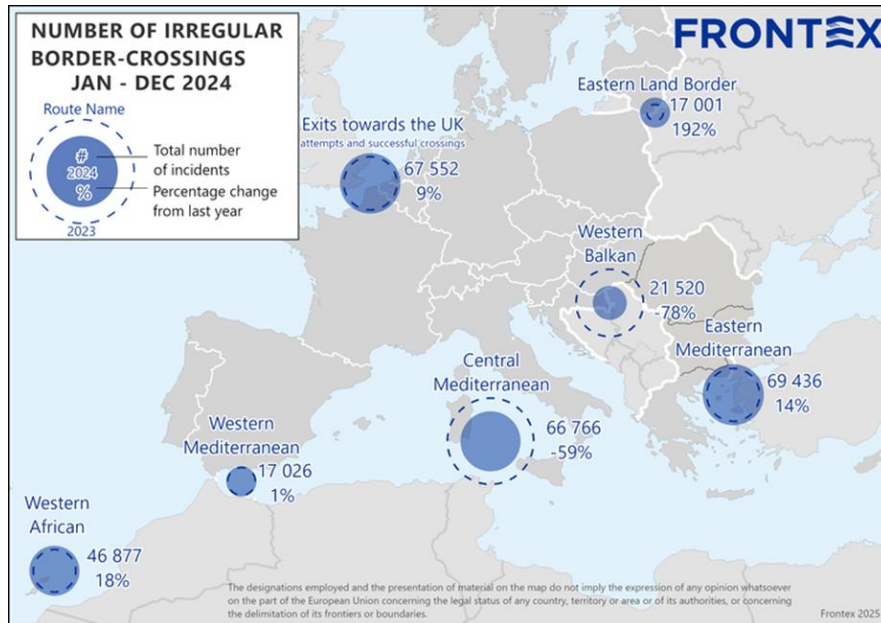
NUMBER OF PERSONS DEPRIVED OF LIBERTY (2017-2024)

SOME CAUSES OF CURRENT OVERCROWDING

Foreign inmates in all categories – comparison of 2022 and Croatia's entry into the Schengen area - January 1st, 2023 until the end of August 2025



■ Total foreign inmates	1585	2333	3508	2025. (up to 1st.)
■ EU citizens	311	457	852	445
■ Other countries	1274	1876	2656	1279



Detections of illegal border-crossing at the EU's external borders.

Source: Frontex data

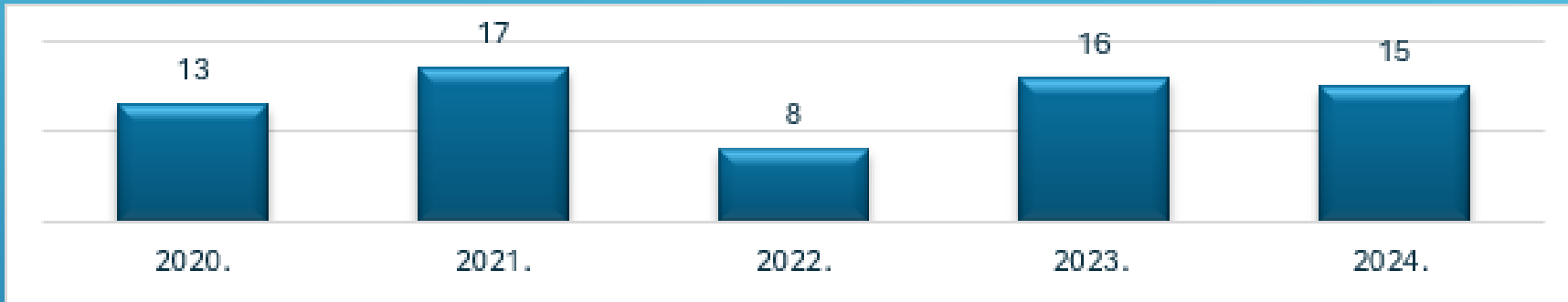
	2021	2022	2023	2024	% change over 2023
Central Mediterranean	67 724	105 561	162 714	66 766	-59%
Eastern Mediterranean	22 793	38 690	61 092	69 436	+14%
Western African Route	22 351	15 463	39 673	46 877	+18%
Western Balkan Route	61 735	144 197	99 041	21 520	-78%
Eastern Borders Route	8 160	6 373	5 824	17 001	+192%
Western Mediterranean	18 466	15 134	16 877	17 026	+1%
Total EU - Detections	202 322	326 335	380 227	238 626*	-38%

*Including estimates

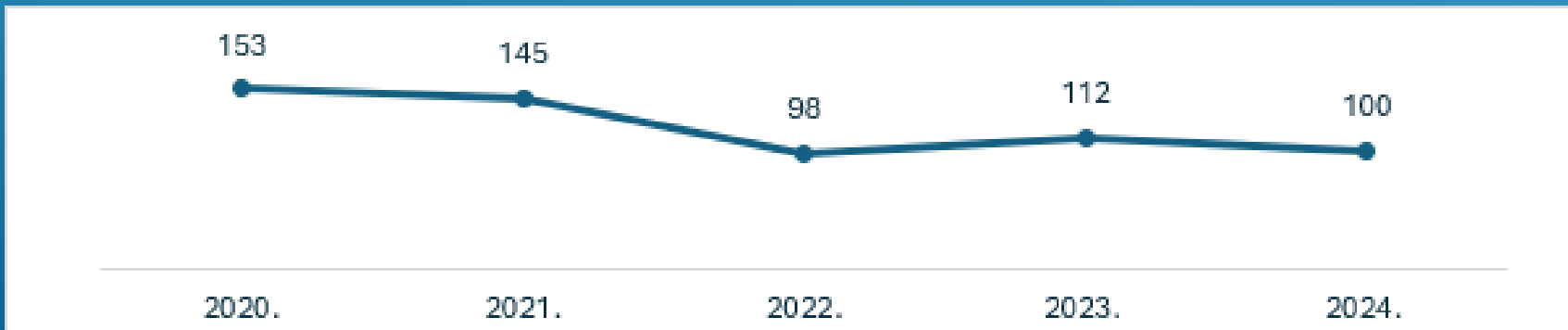
MIGRATION-RELATED OFFENCES

FREQUENCY OF (SERIOUS) INCIDENTS

Number of suicide attempts in the last 5 years



Total number of self-harm incidents in the last 5 years



NEGLECT OF PRISON INFRASTRUCTURE

Last capital investment in the prison system - 1987 (new prisons in Zagreb and Split)


New building of the Penitentiary in Glin - built and operating in 2011.

Infrastructure was overused due to overcrowding

The situation with accommodation capacities was further aggravated by the earthquake:

- ▶ abandoned building of the Prison in Sisak (48)
- ▶ demolished building of the Penitentiary in Glin (110)





THE IMPORTANCE OF CHANGING THE APPROACH TO PROBLEM SOLVING

INSTRUMENT FOR ANALYSING THE JUSTIFICATION OF INVESTMENTS IN PRISON INFRASTRUCTURE

Security & Safety

Living Conditions & Human Rights

Operational Efficiency & Rehabilitation Capacity

Sustainability & Resilience

EVIDENCE-BASED INVESTMENT DECISIONS

Every euro justified-every project measure

PRINCIPLES OF PRISON INFRASTRUCTURE INTERVENTION



Normalization

**Use of Color &
Trauma-Informed Design**

Biophilic Design

Standardization

R.B.	KAZNENO TIJELO	KAPACITET	PLANIRANO POVEĆANJE (2675 mjesta)
1.	Kaznionica u Glini	505	Izrađeno idejno rješenje 130 (635)
2.	Kaznionica u Lepoglavi	542	542
3.	Kaznionica u Lipovici-Popovači	279	Akcijski plan: u realizaciji 150 (429)
4.	Kaznionica u Požegi	418	NFM: u pripremi 150 (568)
5.	Kaznionica u Turopolju	82	82
6.	Kaznionica u Valturi	165	Akcijski plan: u pripremi 250 (465)
7.	Zatvorska bolnica u Zagrebu	126	124 (250)
8.	Zatvor u Bjelovaru	100	Proračunska sredstva: gotova dokumentacija 40 (140)
9.	Zatvor u Dubrovniku	38	38
10.	Zatvor u Gospiću/PERUŠIĆ	125	CEB TA: Operativni i Studija izvodivosti* (usvojena Uredba i spremno za JN) 400 (525)
11.	Zatvor u Karlovcu	40	40
12.	Zatvor u Osijeku	110	*OP i SI koristiti za idejno 400 (400)
13.	Zatvor u Požegi	93	Akcijski plan: u pripremi 157 (250)
14.	Zatvor u Puli-Pola	166	166
15.	Zatvor u Rijeci	116	116
16.	Zatvor u Sisku/ŽAŽINA	0	*OP i SI koristiti za idejno 400 (400)
17.	Zatvor u Splitu	186	Modularna + ESCO + samostalno 64 (250)
18.	Zatvor u Šibeniku	127	127
19.	Zatvor u Varaždinu	100	Akcijski plan: u realizaciji 150 (250)
20.	Zatvor u Zadru	62	52 (114)
21.	Zatvor u Zagrebu	552	Modularna + ESCO + samostalno 200 (752)
22.	Odgojni zavod u Turopolju	110	110
23.	Odgojni zavod u Požegi	12	NFM: u pripremi 8 (20)
UKUPNO:		4054	(2675) 6729

DEFINED INFRASTRUCTURE INVESTMENTS

2675 + rationalization



SHORT-TERM (URGENT) MEASURES

MODULAR ANNEXES

11/2024 a contract was signed for the design and construction of standardized modular annexes in:

*Varaždin Prison

*Lipovica-Popovača Penitentiary

New accommodation for 300 (150+150)

Deadline for completion of work 07/2026



PENITENTIARY IN GLINA (CONCEPT)



PROJECT OBJECTIVE

Construction of the new penitentiary in Perušić, to accommodate up to 400 prisoners, in order to establish standards of imprisonment and detention measures prescribed by the *Croatian Law on the Execution of Imprisonment* (Official Gazette NN 14/21) and *European Prison Rules*.

LONG TERM MEASURE NEW PENITENTIARY IN PERUŠIĆ



**MINISTRY OF JUSTICE, PUBLIC ADMINISTRATION
AND DIGITAL TRANSFORMATION**

Directorate for Prison System and Probation

THANK YOU FOR YOUR ATTENTION!