

Female professionals in European film production

Les Arcs Film Festival
16th December 2021

Patrizia Simone
European Audiovisual Observatory



Scope and methodology

Female professionals working as

- Directors
- Screenwriters
- Producers
- Cinematographers
- Composers
- Lead roles / protagonists

of **European feature films**

- produced between 2016 and 2020
- theatrically released in at least one European market (as tracked in LUMIERE)

Research questions

Three different angles

A

How are women represented among active professionals?

Workforce

B

What is the average share of female professionals per film?

Films

C

What is the share of works by a majority of female professionals (female-driven teams)?

Creative teams

Research questions

Three different angles

A

How are women represented among active professionals?

Workforce

B

What is the average share of female professionals per film?

Films

C

What is the share of works by a majority of female professionals (female-driven teams)?

Creative teams

At a glance:

What is the average share of female professionals per film?

Average share of female professionals per film (2016-2020)

DIRECTORS

21%

SCREENWRITERS

25%

PRODUCERS

30%

CINEMATOGRAPHERS

10%

COMPOSERS

7%

LEAD ROLES

38%

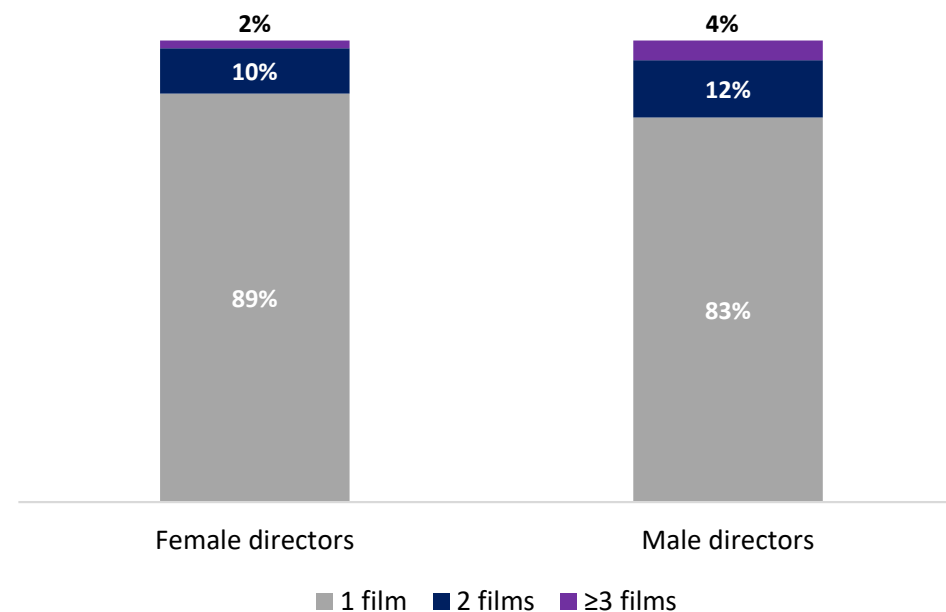
Key highlights

Highlight #1

On average, female professionals worked on slightly fewer films than their male counterparts.

- ✓ Only 11% of female directors in the sample directed more than one films between 2016 and 2020.

FILM DIRECTORS: level of activity by gender of director (2016-2020)

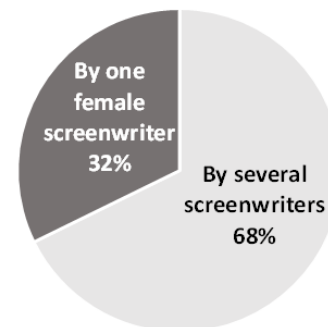


Highlight #2

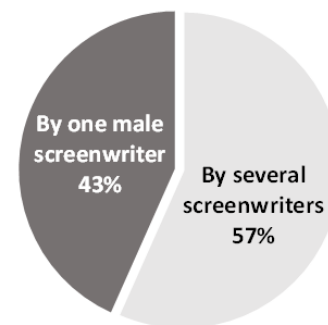
Women tend to work in teams more often than men, a pattern that can be observed across all groups considered.

- ✓ Taking into account films by at least one female screenwriter, 68% were written with another professional.

SCREENWRITERS: breakdown of European feature films by at least one female (co)writer (2016-2020)



SCREENWRITERS: breakdown of European feature films by at least one male (co)writer (2016-2020)

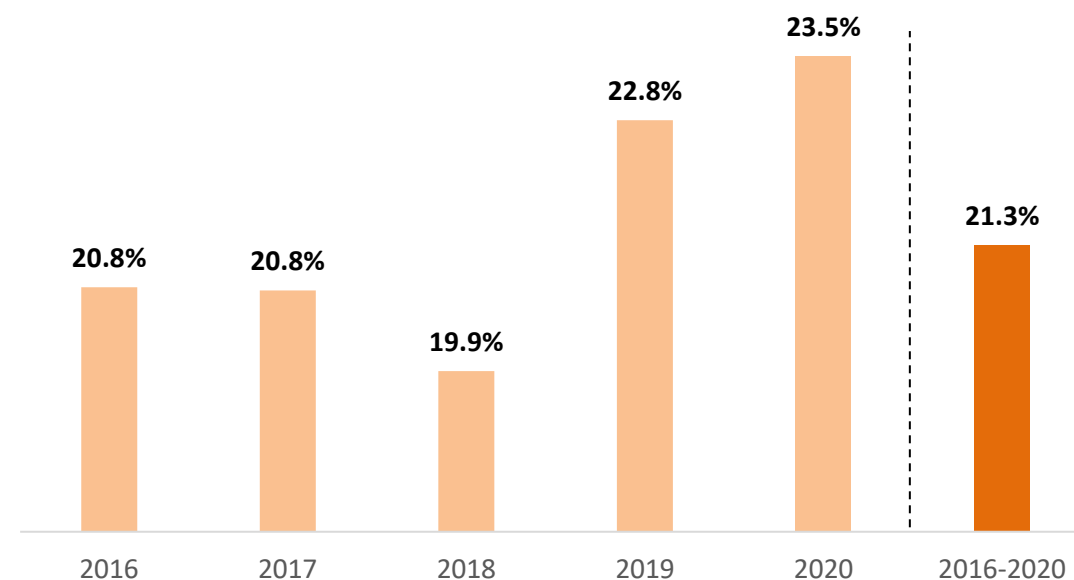


Highlight #3

The % share of female professionals per film is progressing slowly.

- ✓ This is was observed for all professional categories.
- ✓ Differences across countries and film genres.

FILM DIRECTORS: average share of female directors per film, by production year (2016-2020)

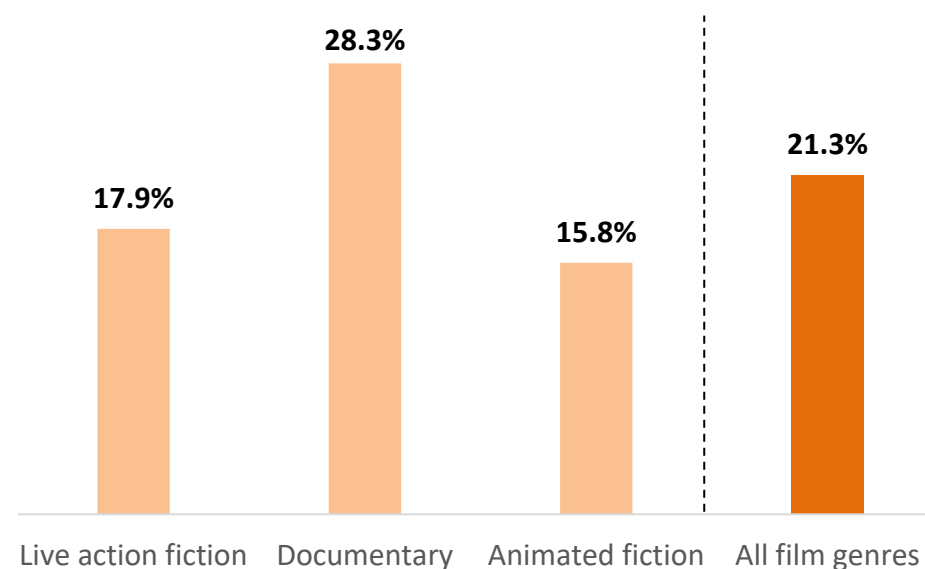


Highlight #4

The average share of women was higher for documentaries than for other film genres.

- ✓ This is was observed for all categories except actor/actresses.

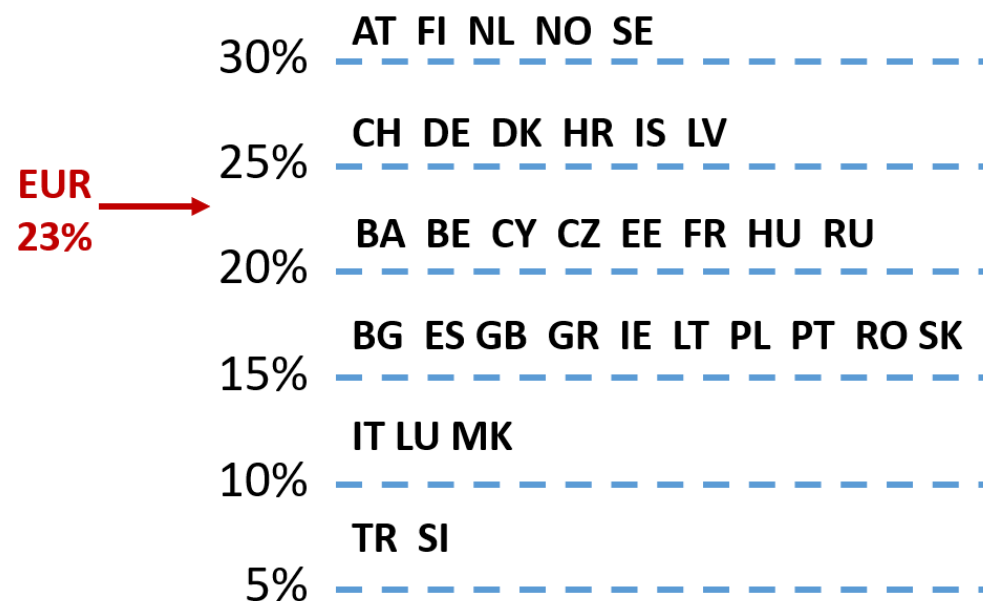
FILM DIRECTORS: average share of female directors per film, by film genre (2016-2020)



Highlight #5

The average % of female professionals per film varies from country to country.

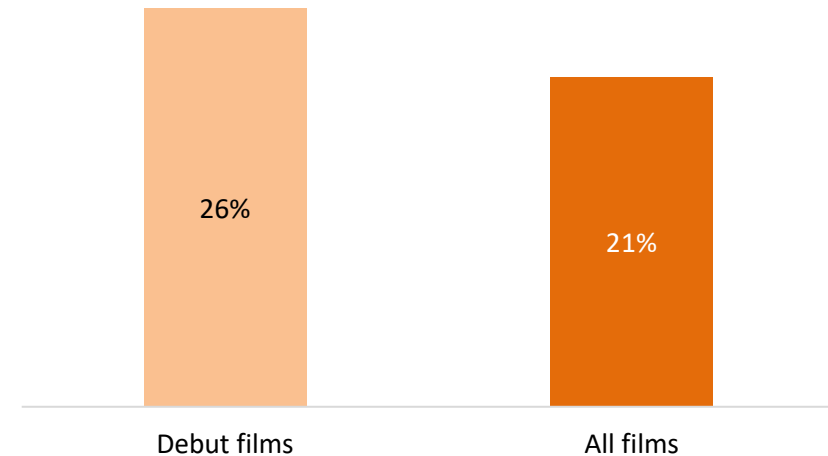
DIRECTORS: average share of female directors per film, by country of production (2016-2020)



Highlight #6

The % of female directors was only slightly higher for “debut films” than for films in general.

FILM DIRECTORS: average share of female directors per title in European debut films (2016-2020)



Thank you!

Questions?

patrizia.simone@coe.int

