

CEPEJ Study on the judicial systems in the EU Member States - Country fiche

Judiciary at a glance in Malta

(2022 data)

General data

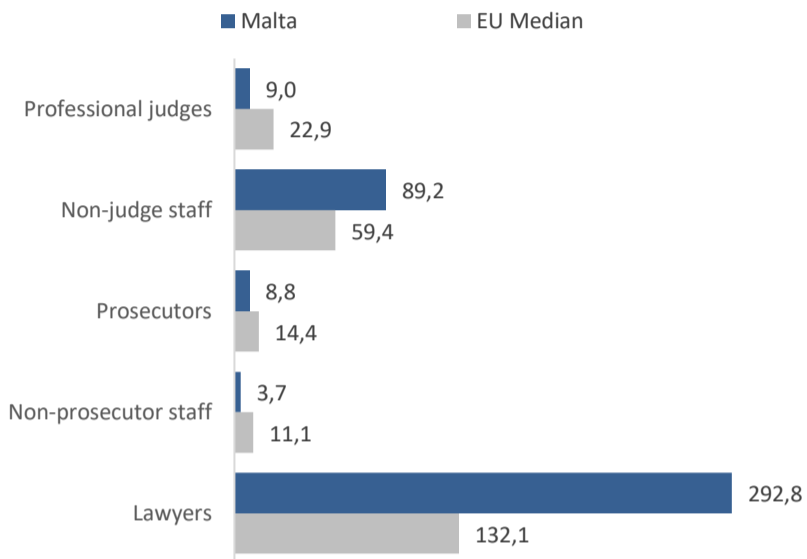
Population: 520 174

GDP per capita: 31 888 €

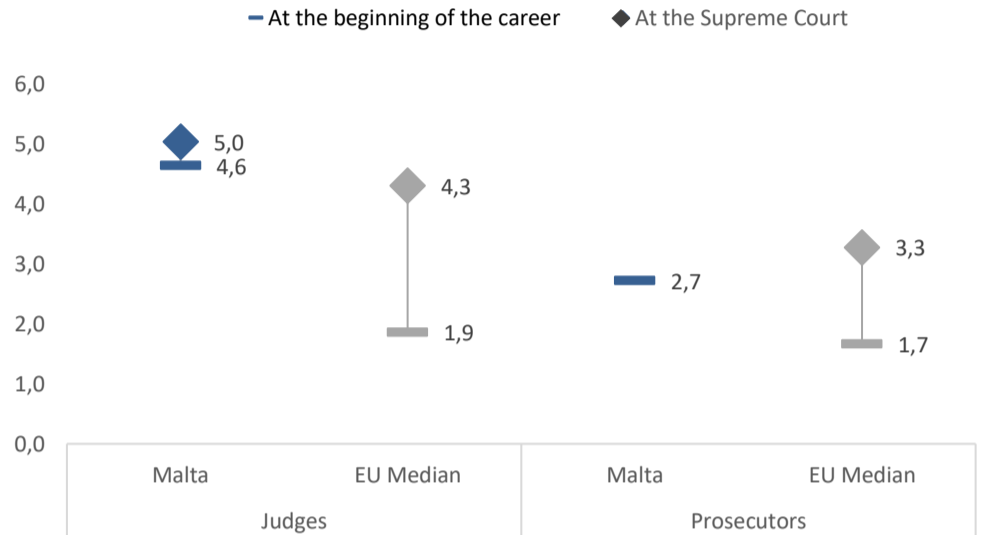
Average annual salary: 20 961 €

Professionals

Judicial professionals per 100 000 inhabitants

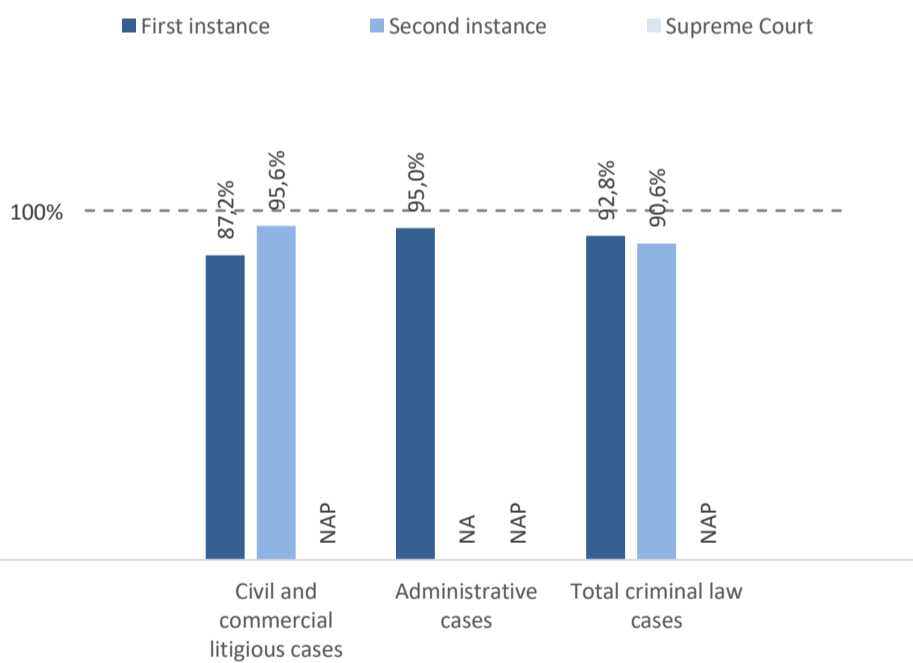


Gross salaries of judges and prosecutors vs average annual salary in 2022

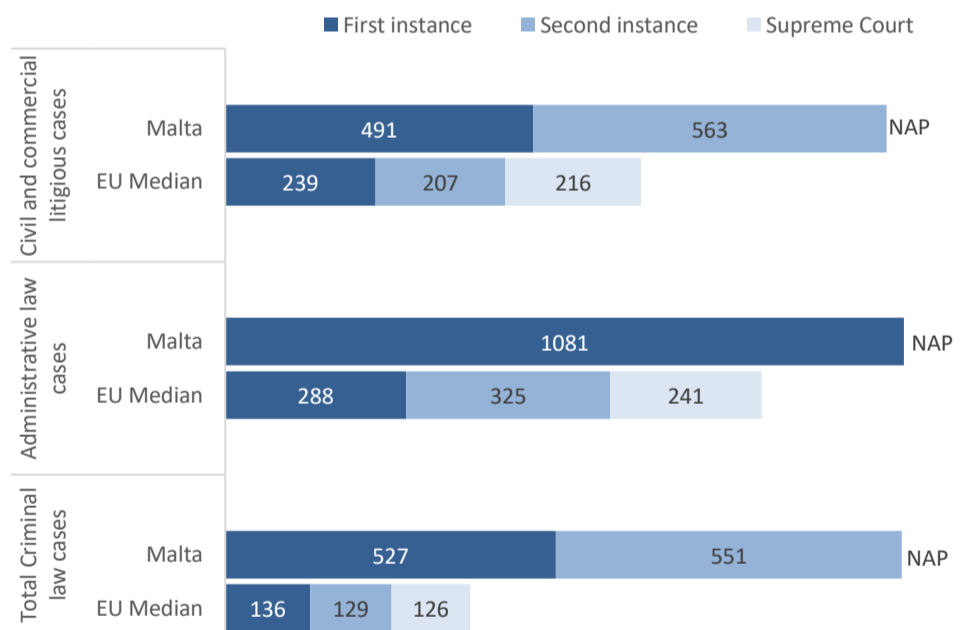


Efficiency

Clearance Rate by instance and by matter in 2022 (%)

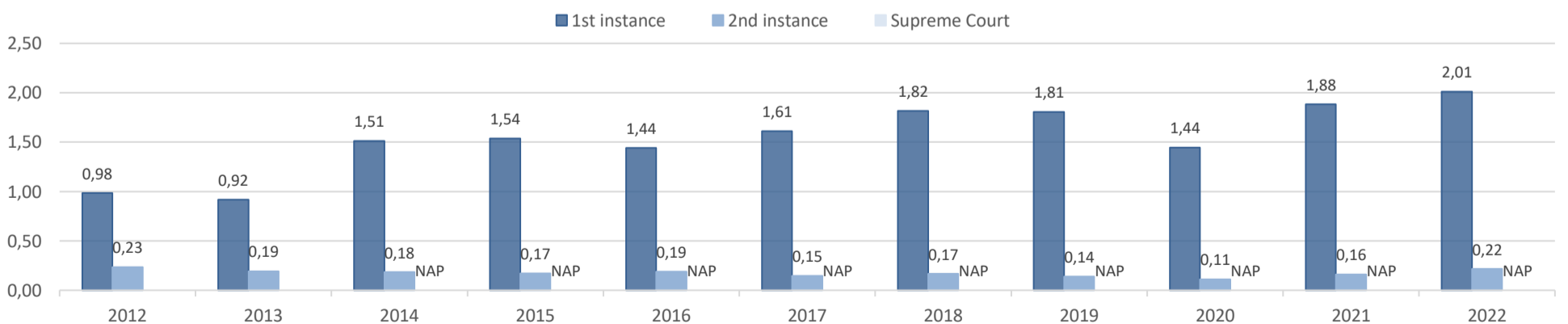


Disposition Time by instance and by matter in 2022 (days)



Incoming cases per 100 inhabitants

Incoming Civil (and commercial) litigious cases per 100 inhabitants*



* Please note that the Supreme Court data prior to 2014 were not collected.

CEPEJ (2023) 17rev part 2 - Malta

Synthesis table for the main indicators for:

Malta

Economic and demographic data	2012	2013	2014	2015	2016	2017	2018	2019	2020	2021	2022	Trend 2012-2022	Variations	
													2012-2022	2021-2022
Population	422 509	429 424	439 691	450 415	460 297	475 701	475 701	493 559	514 565	516 102	520 174		23,1%	0,8%
GDP per capita	16 417	16 831	18 525	21 469	22 664	23 778	25 556	26 490	24 634	28 216	31 888		94,2%	13,0%
Exchange rate (local currency needed to obtain 1€)	NAP	NAP	NAP	NAP	NAP	NAP	NAP	NAP	NAP	NAP	NAP		NAP	NAP
Average annual salary							19 036	19 590	18 923	19 755	20 961			6,1%
Resources per 100 000 inh.	2012	2013	2014	2015	2016	2017	2018	2019	2020	2021	2022	Trend 2012-2022	2012-2022	2021-2022
Professional judges	9,47	9,78	9,32	9,32	9,78	9,04	9,46	8,71	8,16	9,11	9,04		-4,6%	-0,8%
Non-judge staff	85,21	105,02	88,47	87,25	83,21	82,83	86,82	83,48	76,96	87,00	89,20		4,7%	2,5%
Public prosecutors									7,38	7,17	8,84			23,4%
Non-prosecutors staff									4,08	4,07	3,65			-10,2%
Lawyers	331,35	258,95	337,74	348,35	288,29	309,65	322,68	333,90	342,43	254,99	292,79		-11,6%	14,8%
Mediators	16,33	16,07	13,87	13,54	14,34	14,50	14,08	13,57	12,83	13,76	12,69		-22,3%	-7,8%
First instance incoming cases per 100 inhab.	2012	2013	2014	2015	2016	2017	2018	2019	2020	2021	2022	Trends 2012-2021	2012-2022	2021-2022
Civil and commercial litigious cases	0,98	0,92	1,51	1,54	1,44	1,61	1,82	1,81	1,44	1,88	2,01		104,1%	6,8%
Administrative law cases	0,08	0,08	0,03	0,02	0,02	0,02	0,03	0,03	0,03	0,03	0,03		-66,9%	-7,4%
Total criminal law cases									2,15	2,25	2,37			5,1%
First instance performance indicators (Clearance Rate)	2012	2013	2014	2015	2016	2017	2018	2019	2020	2021	2022	Trends 2012-2021	2012-2022 (percentage points)	2021-2022 (percentage points)
CR civil and commercial litigious cases	114%	110%	101%	107%	107%	97%	93%	92%	91%	78%	87%		-26,62	9,14
CR administrative law cases	40%	40%	149%	411%	114%	147%	91%	121%	106%	70%	95%		54,86	25,50
CR total criminal law cases									66%	88%	93%			5,12
First instance performance indicators (Disposition Time)	2012	2013	2014	2015	2016	2017	2018	2019	2020	2021	2022	Trend 2012-2022	2012-2022	2021-2022
DT civil and commercial litigious cases (days)	685	750	536	445	432	435	440	465	550	529	491		-28,3%	-7,2%
DT administrative law cases (days)	1 457	2 036	1 408	495	1 464	1 147	1 057	839	924	1 356	1 081		-25,8%	-20,2%
DT total criminal law cases (days)									792	566	527			-6,9%
First instance pending cases per 100 inhab. on 31 dec.	2012	2013	2014	2015	2016	2017	2018	2019	2020	2021	2022	Trend 2012-2022	2012-2022	2021-2022
Civil and commercial litigious cases	2,10	2,06	2,25	2,01	1,83	1,86	2,04	2,11	1,97	2,13	2,36		14,2%	10,7%
Administrative law cases	0,13	0,18	0,16	0,09	0,09	0,08	0,08	0,07	0,07	0,08	0,08		-56,5%	1,0%
Total criminal law cases									3,09	3,06	3,17			3,6%

Second instance performance indicators (Clearance Rate)	2012	2013	2014	2015	2016	2017	2018	2019	2020	2021	2022	Trend 2012-2022	2012-2022 (percentage points)	2021-2022 (percentage points)
CR civil and commercial litigious cases				96%	106%	118%	80%	112%	130%	122%	96%			-26,45
CR administrative law cases				NA	NA	NA	NA	NA	NA	NA	NA			NA
CR total criminal law cases									149%	95%	91%			-4,01
Second instance performance indicators (Disposition Time)	2012	2013	2014	2015	2016	2017	2018	2019	2020	2021	2022	Trend 2012-2022	2012-2022	2021-2022
DT civil and commercial litigious cases (days)				973	783	796	1 120	875	838	567	563			-0,8%
DT administrative law cases (days)				NA	NA	NA	NA	NA	NA	NA	NA			NA
DT total criminal law cases (days)									545	542	551			1,7%
Supreme court performance indicators (Clearance Rate)	2012	2013	2014	2015	2016	2017	2018	2019	2020	2021	2022	Trend 2012-2022	2012-2022 (percentage points)	2021-2022 (percentage points)
CR civil and commercial litigious cases				NAP	NAP	NAP	NAP	NAP	NAP	NAP	NAP			NAP
CR administrative law cases				NAP	NAP	NAP	NAP	NAP	NAP	NAP	NAP			NAP
CR total criminal law cases									NAP	NAP	NAP			NAP
Supreme court performance indicators (Disposition Time)	2012	2013	2014	2015	2016	2017	2018	2019	2020	2021	2022	Trend 2012-2022	2012-2022	2021-2022
DT civil and commercial litigious cases (days)				NAP	NAP	NAP	NAP	NAP	NAP	NAP	NAP			NAP
DT administrative law cases (days)				NAP	NAP	NAP	NAP	NAP	NAP	NAP	NAP			NAP
DT total criminal law cases (days)									NAP	NAP	NAP			NAP

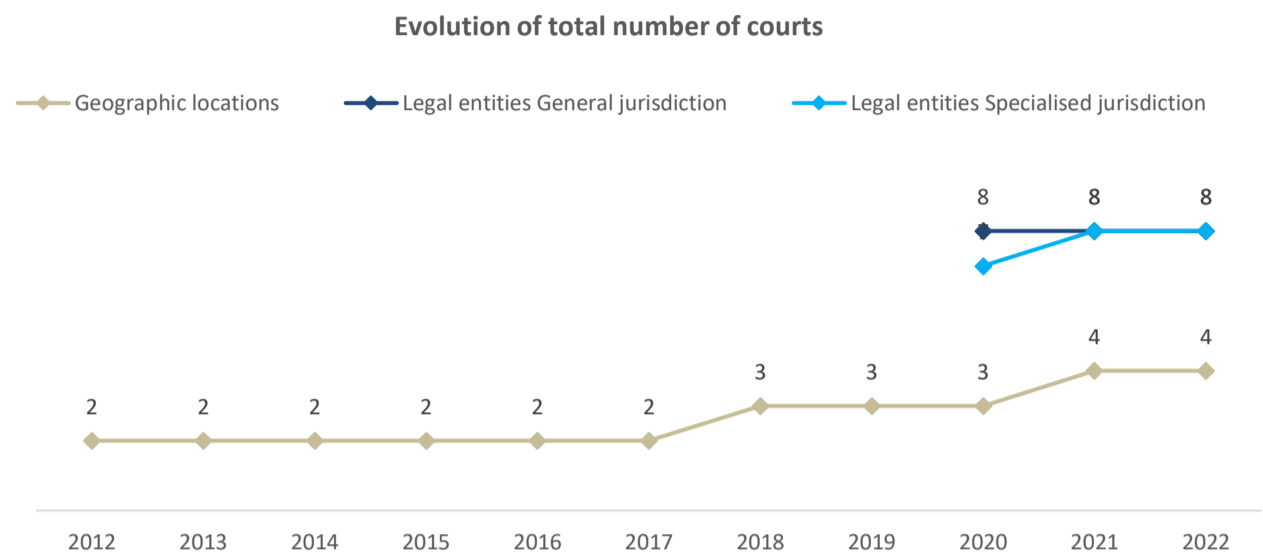
1. Judicial organisation in Malta (2022 data)

According to 2022 data, the first instance courts in Malta include general jurisdiction and specialised courts, tribunals and boards. There are 16 courts in total, of which 4 first instance courts of general jurisdiction and 8 specialised courts (as legal entities).

In Malta, there are only 2 instances of courts. There is no Supreme Court, therefore the Court of Appeal is the second and highest instance court.

Evolution of total number of courts

Total number of courts	Geographic locations	Legal entities	
		General jurisdiction	Specialised jurisdiction
2012	2		
2013	2		
2014	2		
2015	2		
2016	2		
2017	2		
2018	3		
2019	3		
2020	3	8	7
2021	4	8	8
2022	4	8	8



The 1st instance courts of general jurisdiction are:

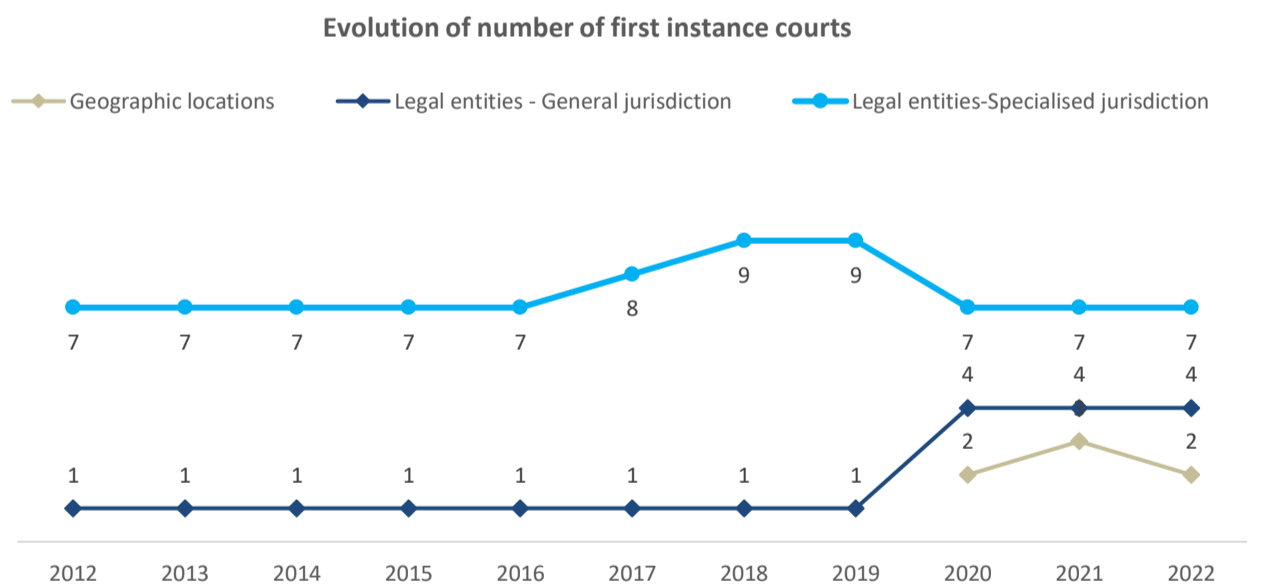
- the Court of Magistrates, Civil Jurisdiction
- the Court of Magistrates, Criminal Jurisdiction
- the Civil Court, First Hall - the Criminal Court

The 2nd instance courts of general jurisdiction are:

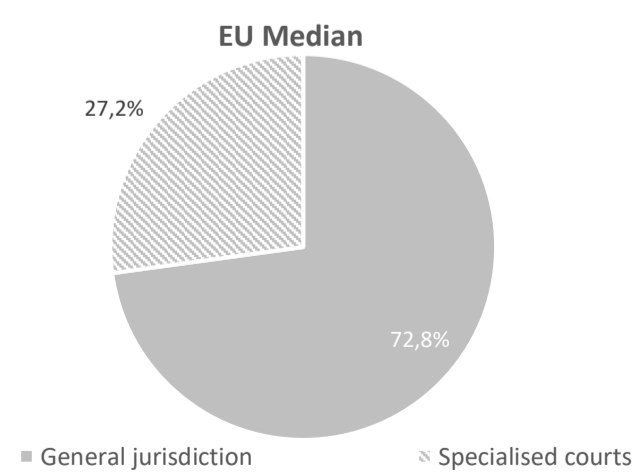
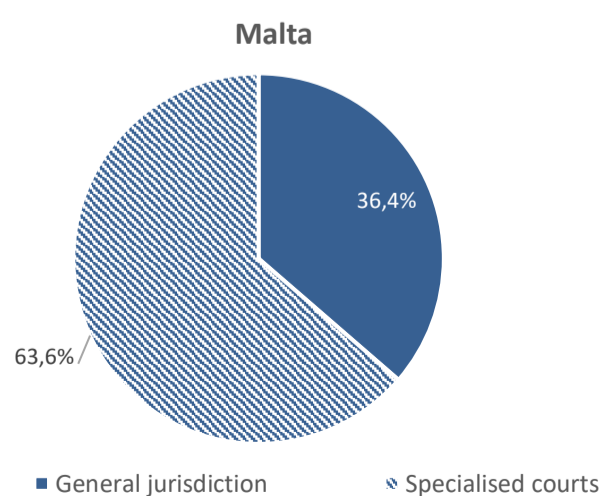
- the Civil Court of Appeal, Inferior Jurisdiction
- the Civil Court of Appeal, Superior Jurisdiction
- the Criminal Court of Appeal, Inferior Jurisdiction
- the Criminal Court of Appeal, Superior Jurisdiction

Evolution of number of first instance courts

First instance courts	Geographic locations	Legal entities	
		General jurisdiction	Specialised jurisdiction
2012		1	7
2013		1	7
2014		1	7
2015		1	7
2016		1	7
2017		1	8
2018		1	9
2019		1	9
2020	2	4	7
2021	3	4	7
2022	2	4	7



Distribution of first instance general jurisdiction and specialised courts



The distribution between first instance general jurisdiction courts and first instance specialised courts in Malta is 36,4% - 63,6% (distribution tendency in EU: 72,8% - 27,2%).

Specialised Courts

Specialised courts	First instance	Higher instance
Total	7	1
Commercial courts (excluded insolvency courts)	NAP	NAP
Insolvency courts	NAP	NAP
Labour courts	NAP	NAP
Family courts	NAP	NAP
Rent and tenancies courts	1	NAP
Enforcement of criminal sanctions courts	NAP	NAP
Fight against terrorism, organised crime and corruption	NAP	NAP
Internet related disputes	NAP	NAP
Administrative courts	1	NAP
Insurance and / or social welfare courts	NAP	NAP
Military courts	NAP	NAP
Juvenile courts	1	NAP
Other specialised courts	4	1

The number of specialised courts includes non-criminal, administrative and criminal courts established as legal entities.

The identified specialised courts listed under 'Other specialised courts' are:

- the Land Arbitration Board
- the Rural Leases Control Board
- the Small Claims Tribunal
- the Court of Voluntary Jurisdiction
- the Constitutional Court (higher instance court)

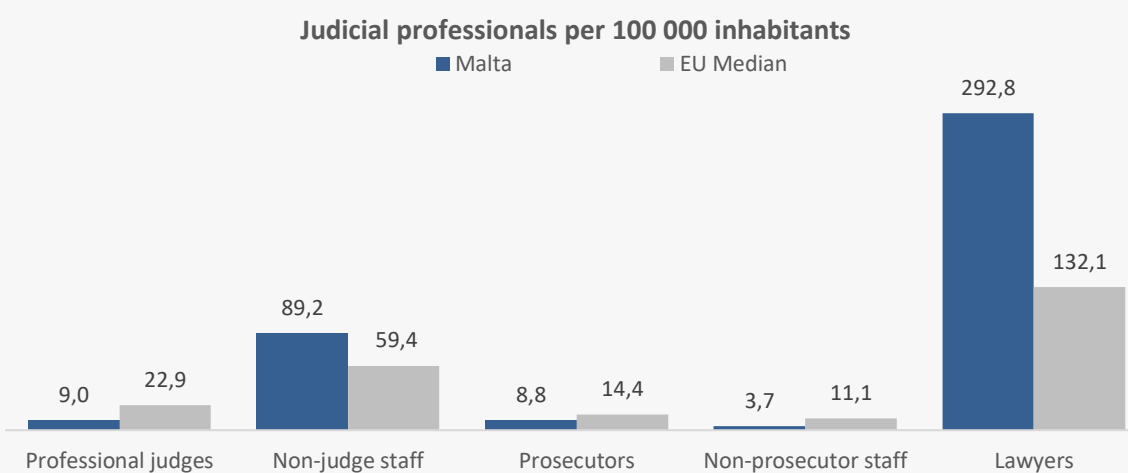
The Juvenile Court is a specialised criminal court.

2. Professionals of justice in Malta (2022 data)

Judicial professionals (summary)

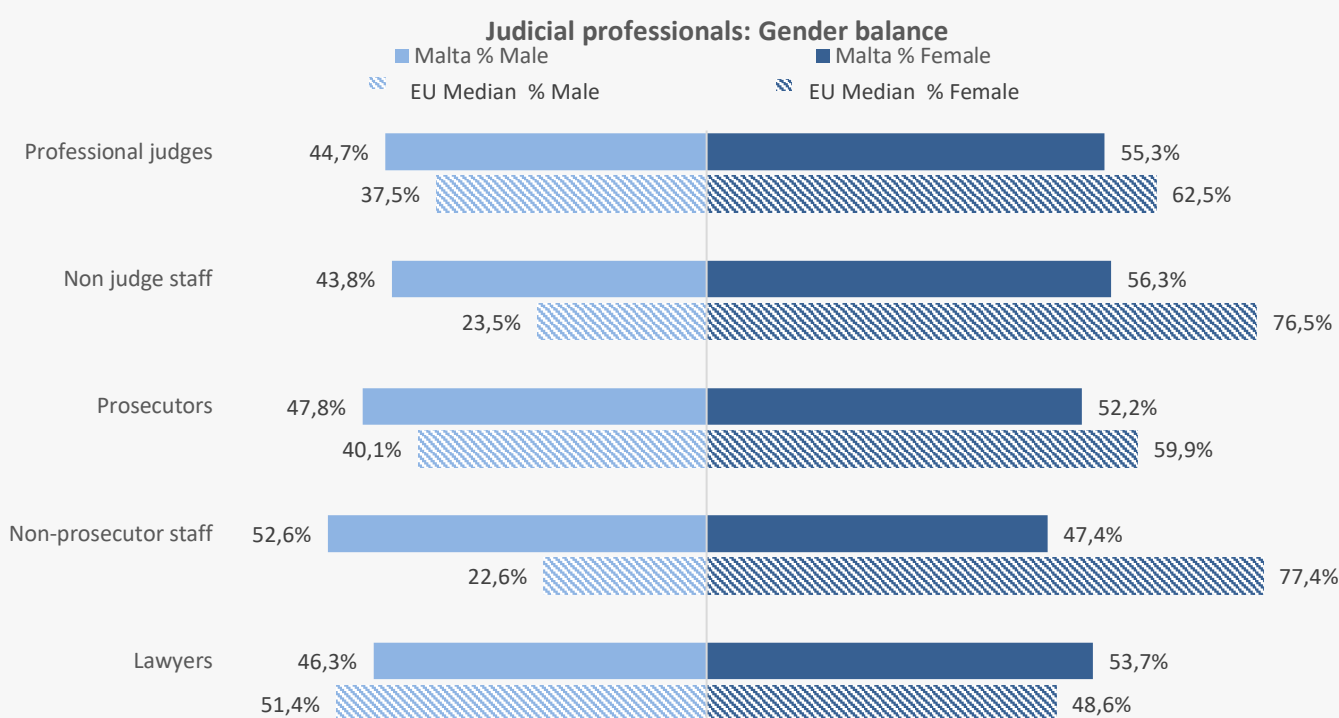
Judicial professionals in absolute number and per 100 000 inhabitants

	Absolute number	Per 100 000 inhabitants	EU Median
Professional judges	47	9,0	22,9
Non-judge staff	464	89,2	59,4
Prosecutors	46	8,8	14,4
Non-prosecutor staff	19	3,7	11,1
Lawyers	1 523	292,8	132,1



Judicial professionals: Gender balance

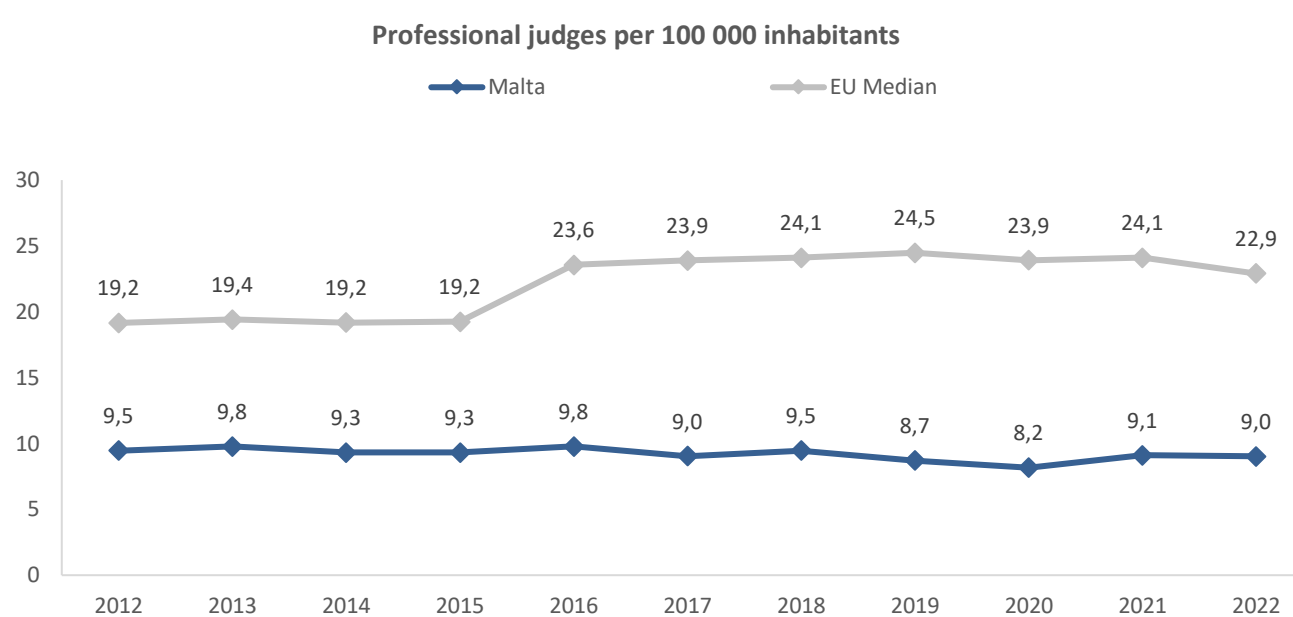
	% Male	% Female
Professional judges	44,7%	55,3%
Non judge staff	43,8%	56,3%
Prosecutors	47,8%	52,2%
Non-prosecutor staff	52,6%	47,4%
Lawyers	46,3%	53,7%



Professional judges

Evolution of the number of professional judges since 2012 (Q46)

Number of professional judges	Absolute Number		Per 100 000 inhabitants	
	Malta	EU Median	Malta	EU Median
2012	40	19,2	9,5	19,2
2013	42	19,4	9,8	19,4
2014	41	19,2	9,3	19,2
2015	42	19,2	9,3	19,2
2016	45	23,6	9,8	23,6
2017	43	23,9	9,0	23,9
2018	45	24,1	9,5	24,1
2019	43	24,5	8,7	24,5
2020	42	23,9	8,2	23,9
2021	47	24,1	9,1	24,1
2022	47	22,9	9,0	22,9



According to 2022 data, the total number of professional judges sitting in courts (all instances) in Malta is 47, which is equal with the previous cycle.

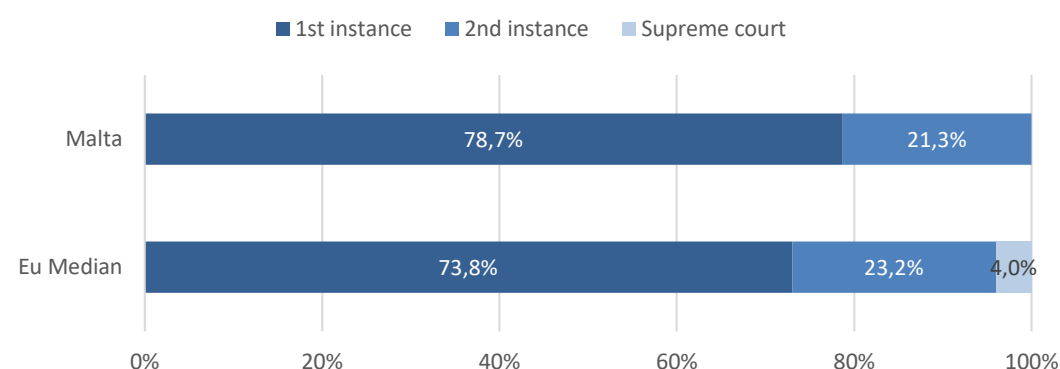
More precisely, in Malta, there are 9,0 professional judges per 100 000 inhabitants (this figure is significantly below the EU median of 22,9 judges per 100 000 inhabitants)

The number of first instance 'judges' also includes magistrates that preside over first Instance Courts.

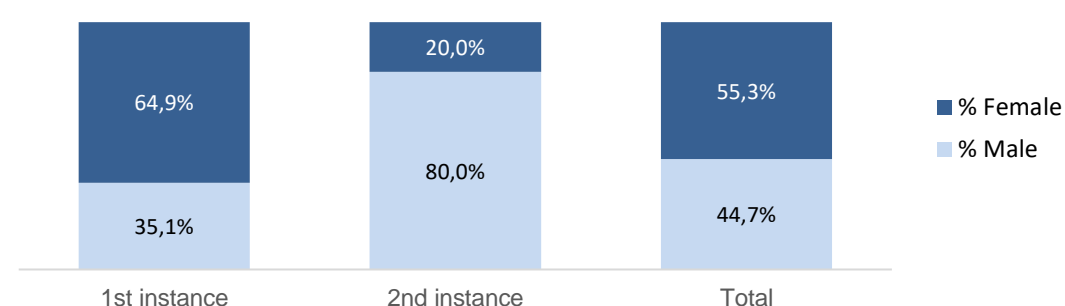
Absolute number of professional judges by instance and gender

Professional judges 2022	Total	Distribution by instance	Male	Female	% Male	% Female
1st instance	37	78,7%	13	24	35,1%	64,9%
2nd instance	10	21,3%	8	2	80,0%	20,0%
Supreme court	NAP	NAP	NAP	NAP	NAP	NAP
Total	47		21	26	44,7%	55,3%

Distribution of professional judges by instance in 2022



Distribution of professional judges by gender and by instance in Malta



In this cycle, the total number of female professional judges (all instances) is 26, which represents 55,3% of the total number of judges.

The total number of judges is distributed among the different judicial instances in the following way: 37 are sitting in the first instance courts (of which 24 are female) and 10 are sitting in the second instance courts (of which 2 are female).

Compared with the EU distribution of professional judges per instance, the trend in Malta is similar. The number of first instance judges is predominant, while second instance judges are less numerous.

As regards the distribution Male/Female, it has to be specified that although the total number of female judges represents 64,9% in first instance, the percentage of female judges in the second instance courts is significantly lower, namely 20%. However, these percentages increased from the previous cycle (from 61,5% to 64,9% in first instance and from 12,5% to 20% in second instance).

Absolute number of professional judges by instance and matter

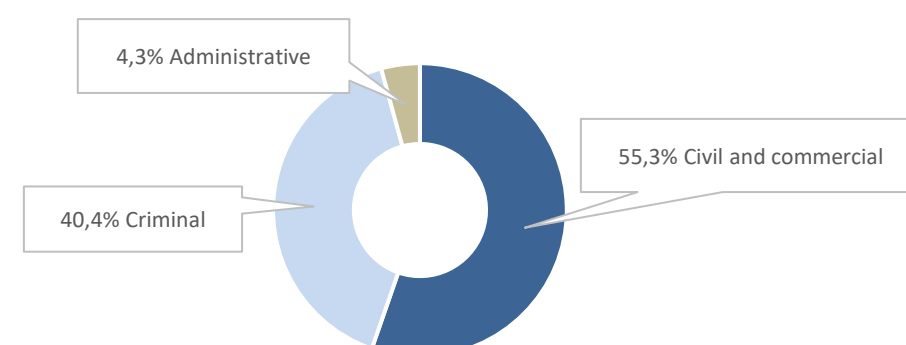
Professional judges 2022	Total	Civil and commercial	Criminal	Administrative	Other
1st instance	37	20	15	2	NAP
2nd instance	10	6	4	NA	NAP
Supreme court	NAP	NAP	NAP	NAP	NAP
Total	47	26	19	2	NAP

In Malta, the distribution of judges by categories of cases is possible as presented in the graph below.

Distribution of professional judges by instance and matter

Distribution of Professional judges by instance and matter 2022	Civil and commercial	Criminal	Administrative	Other
1st instance	54,1%	40,5%	5,4%	NAP
2nd instance	60,0%	40,0%	NA	NAP
Supreme court	NAP	NAP	NAP	NAP
Total	55,3%	40,4%	4,3%	NAP

Distribution of the total number of professional judges by matter



Some judges in the Maltese judicial system preside over both civil and criminal courts. In this instance, such judges have been distributed evenly between the 2 courts.

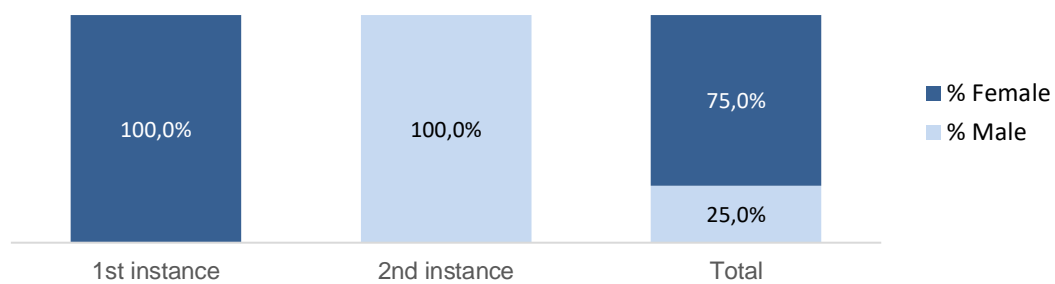
Administrative cases at first instance are heard by the Administrative Review Tribunal, presided over by 3 magistrates. If appealed, such cases are heard by the Court of Appeal Inferior Jurisdiction presided over by a judge who hears and decides cases appealed from a number of first instance courts (not only the Administrative Review Tribunal). Given that these cases constitute only a fraction of the caseload of this judge, it would be misleading to indicate him as a 2nd Instance judge over appeals from administrative cases.

Court presidents

Absolute number of court presidents by instance and gender

Court presidents 2022	Total	Distribution by instance	Male	Female	% Male	% Female
1st instance	3	75,0%	0	3	0,0%	100,0%
2nd instance	1	25,0%	1	0	100,0%	0,0%
Supreme court	NAP	NA	NAP	NAP	NAP	NAP
Total	4		1	3	25,0%	75,0%

Distribution of court presidents by gender and by instance in Malta

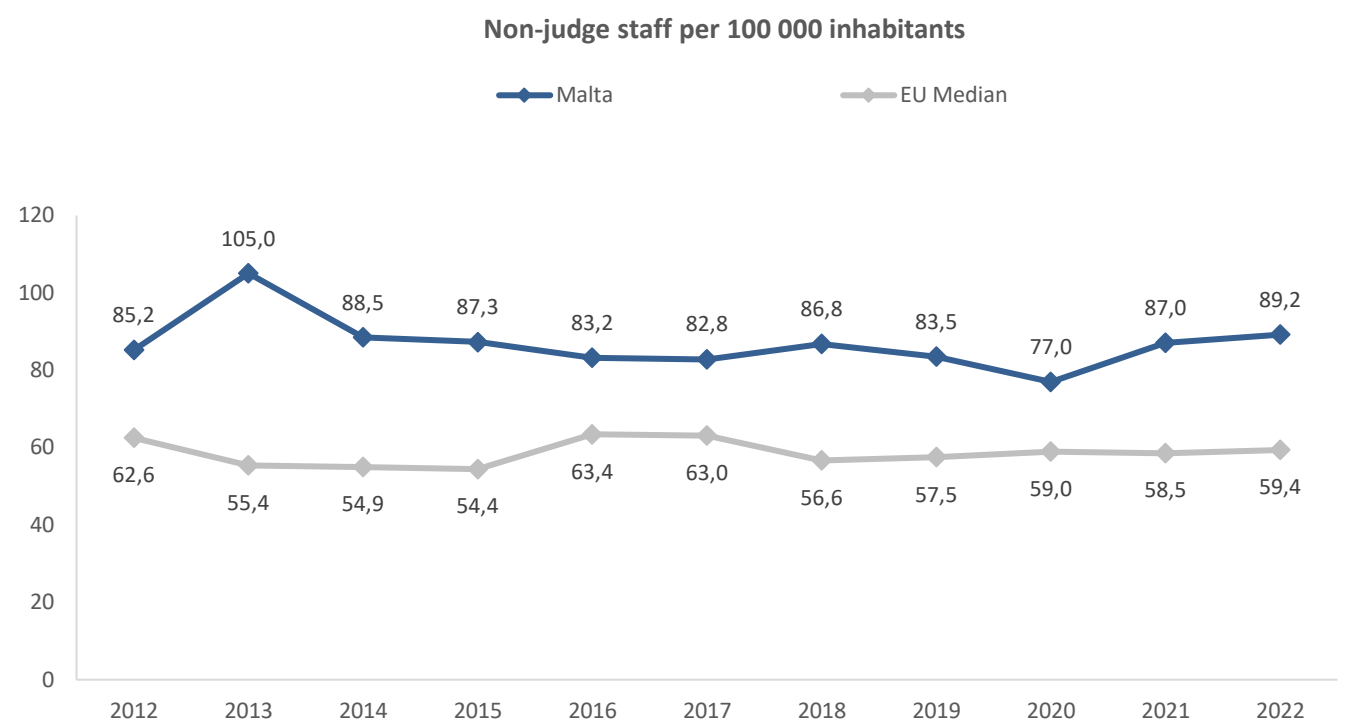


In this cycle, the total number of female court presidents (all instances) is 3, which represents 75,0% of the total number of court presidents.

The total number of court presidents is distributed among the different judicial instances in the following way: 3 are sitting in first instance courts (of which 3 are female) and 1 male judge is sitting in second instance courts.

Non-judge staff

Number of non-judge staff	Absolute Number	Per 100 000 inhabitants	
	Malta	Malta	EU Median
2012	360	85,2	62,6
2013	451	105,0	55,4
2014	389	88,5	54,9
2015	393	87,3	54,4
2016	383	83,2	63,4
2017	394	82,8	63,0
2018	413	86,8	56,6
2019	412	83,5	57,5
2020	396	77,0	59,0
2021	449	87,0	58,5
2022	464	89,2	59,4



In 2022, Malta has 464 non-judge staff (of which 261 are Female). The total number of non-judge staff in comparison with the previous cycle reveals an increase of 3,3%.

In 2022, the number of non-judge staff per 100 000 inhabitants has increased (from 87,0 in 2021 to 89,2 in 2022).

During the same period, the number of judges per 100 000 inhabitants evolved from 9,1 judges per 100 000 inhabitants in 2021 to 9,0 in 2022.

Number of non-judge staff by category in 2022	Absolute number	in %
Total	464	
Rechtspfleger	NAP	NAP
Non-judge staff assisting the judge	298	64,2%
Staff in charge of administrative tasks	50	10,8%
Technical staff	12	2,6%
Other	104	22,4%

In this cycle, the non-judge staff is broken down as follows:

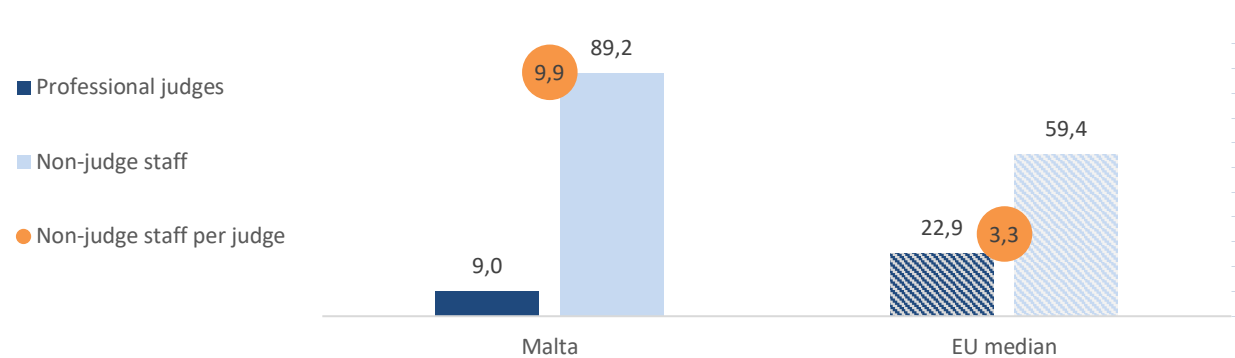
- 298 non-judge staff whose task is to assist the judges such as registrars (of which 206 are Female);
- 50 staff in charge of different administrative tasks and of the court management (of which 25 are Female);
- 12 technical staff (of which 5 are Female);
- 104 other (of which 25 are Female);

The increase in the number of non-judge staff compared to the previous cycle results from an increase in the staff making up the judicial teams of new judges. In addition, there has also been an increase in the number of technical staff with a new grade entitled 'Other industrial grades' being inserted for the first time in this evaluation.

Ratio between professional judges and non-judge staff

Per 100 000 inhabitants	Malta	EU median
Professional judges	9,0	22,9
Non-judge staff	89,2	59,4
Non-judge staff per judge	9,9	3,3

Professional judges and non-judge staff per 100 000 inhabitants, and their ratio



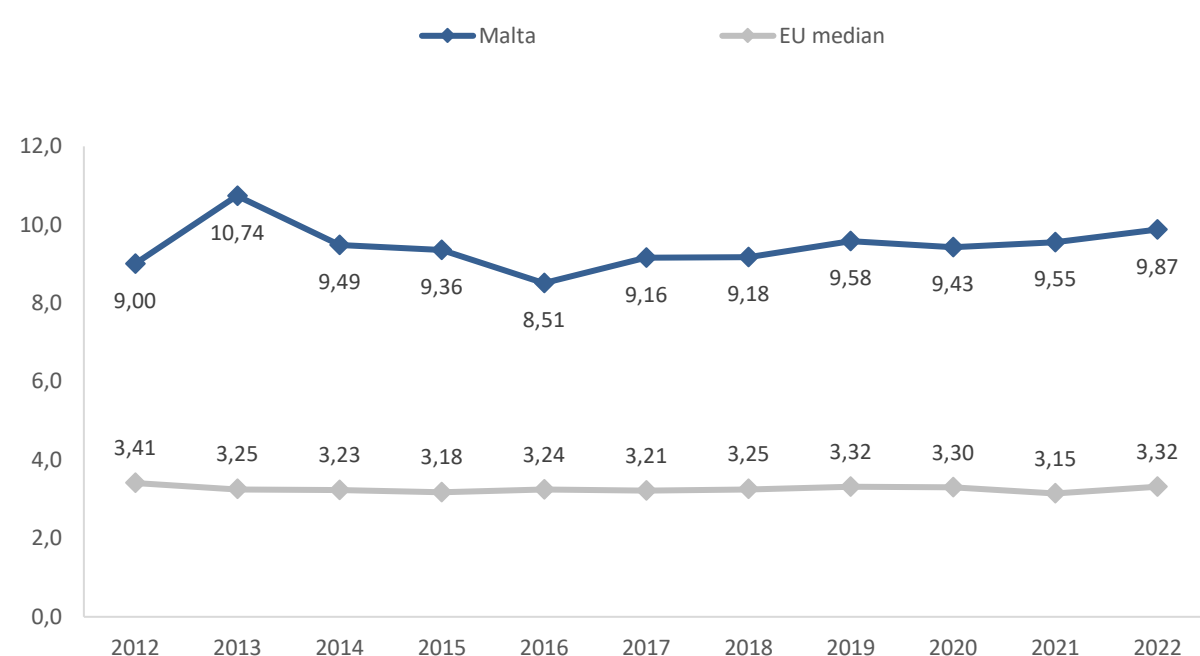
In Malta, there are 9,0 professional judges per 100 000 inhabitants (this figure is significantly below the EU median of 22,9 judges per 100 000 inhabitants) and about 9,9 non-judge staff per judge.

There has been a small increase compared with previous cycle when this ratio was at 9,6 non-judge staff per judge.

Evolution of the ratio between professional judges and non-judge staff

Cycle	Judges per 100 000 inh.	Non-judge staff per 100 000 inh.	Ratio between professional judges and non-judge staff	
	Malta	Malta	Malta	EU median
2012	9,5	85,2	9,00	3,41
2013	9,8	105,0	10,74	3,25
2014	9,3	88,5	9,49	3,23
2015	9,3	87,3	9,36	3,18
2016	9,8	83,2	8,51	3,24
2017	9,0	82,8	9,16	3,21
2018	9,5	86,8	9,18	3,25
2019	8,7	83,5	9,58	3,32
2020	8,2	77,0	9,43	3,30
2021	9,1	87,0	9,55	3,15
2022	9,0	89,2	9,87	3,32

Evolution of the ratio between professional judges and non-judge staff



Public prosecutors

Absolute number of public prosecutors by instance and gender

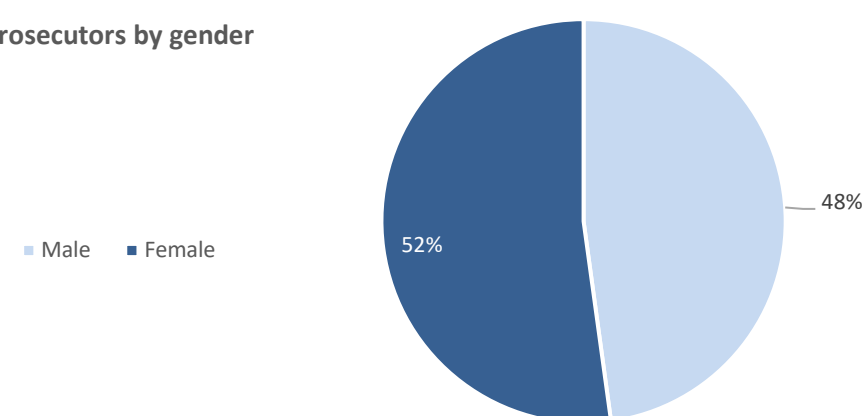
2022	Total	Distribution by instance	Male	Female	Male	Female
1st instance	NAP	NAP	NAP	NAP	NAP	NAP
2nd instance	NAP	NAP	NAP	NAP	NAP	NAP
Supreme court	NAP	NAP	NAP	NAP	NAP	NAP
Total	46		22	24	47,8%	52,2%

In this cycle, the total number of female prosecutors (all instances) is 24, which represents 52,2% of the total number of prosecutors.

All the lawyers working in the Office of the Attorney General prosecute cases in the criminal courts, but it is not possible as yet to distinguish between 1st and 2nd Instance Courts. All full-time lawyers have been included in the above figure except the Attorney General herself.

The increase in the number of prosecutors is the result of a recruitment drive that was carried out in 2022.

Public prosecutors by gender



Heads of prosecution services

Absolute number of Heads of prosecution services by instance and gender

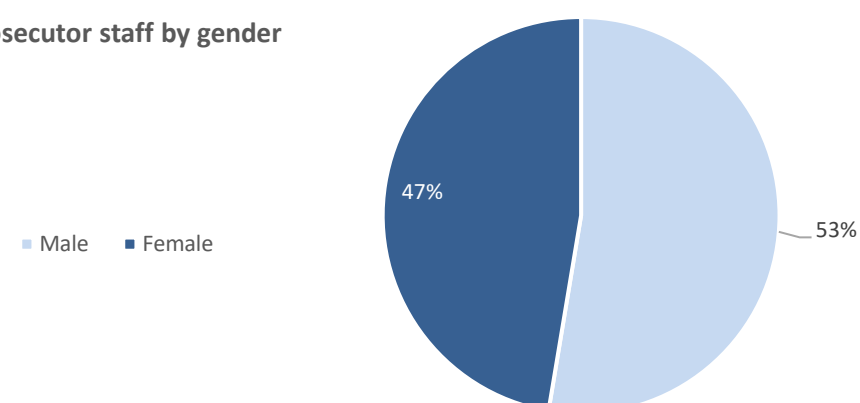
Heads of prosecution services 2022	Total	Distribution by instance	Male	Female	% Male	% Female
1st instance	NAP	NAP	NAP	NAP	NA	NAP
2nd instance	NAP	NAP	NAP	NAP	NAP	NAP
Supreme court	NAP	NAP	NAP	NAP	NAP	NAP
Total	1		0	1	0,0%	100,0%

The Attorney General is the head of the Office of the Attorney General and her role as Head of Prosecution is defined in the Constitution of Malta.

Non-prosecutor staff

Non-prosecutor staff	Total	Male	Female
2020	21	11	10
2021	21	11	10
2022	19	10	9

Non-prosecutor staff by gender

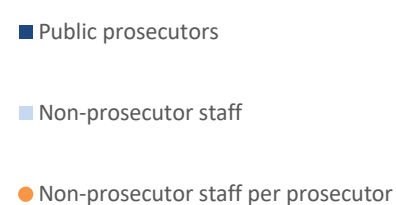


Like in previous evaluations, the number of non-judge staff includes legal procurators working at the Office of the Attorney General.

Ratio between non-prosecutor staff and public prosecutors

Per 100 000 inhabitants	Malta	EU median
Public prosecutors	8,8	14,4
Non-prosecutor staff	3,7	11,1
Non-prosecutor staff per prosecutor	0,4	0,9

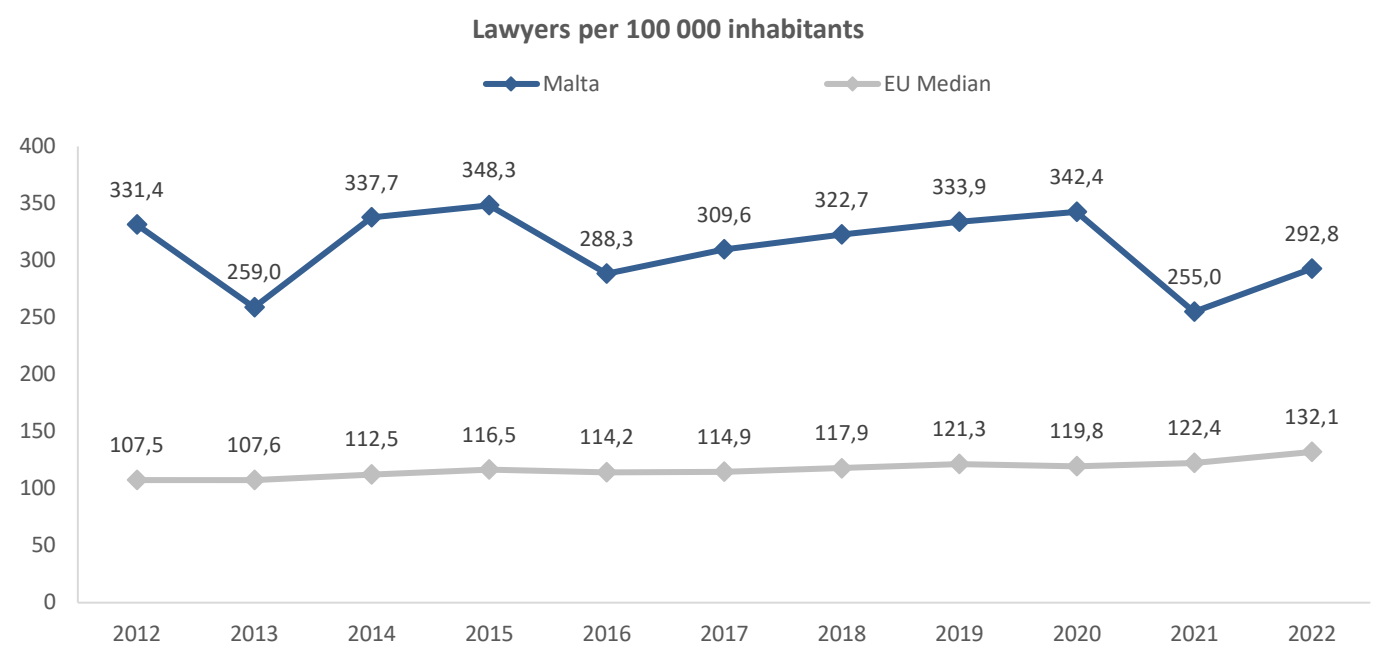
Public prosecutors and non-prosecutor staff per 100 000 inhabitants, and their ratio



In 2022, in Malta, the ratio between non-prosecutor staff and prosecutors of 0,4 was below the EU median of 0,9.

Lawyers

Lawyers	Absolute Number	Per 100 000 inhabitants	
	Malta	Malta	EU Median
2012	1 400	331,4	107,5
2013	1 112	259,0	107,6
2014	1 485	337,7	112,5
2015	1 569	348,3	116,5
2016	1 327	288,3	114,2
2017	1 473	309,6	114,9
2018	1 535	322,7	117,9
2019	1 648	333,9	121,3
2020	1 762	342,4	119,8
2021	1 316	255,0	122,4
2022	1 523	292,8	132,1



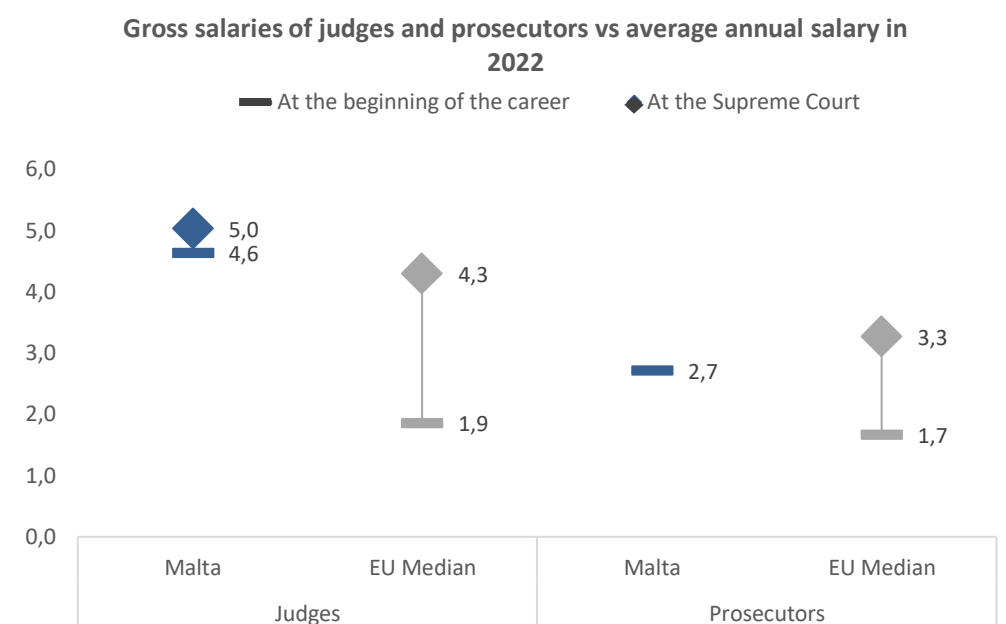
In 2022, there are 1 523 lawyers, which is 15,7% more than in 2021.

There are 818 female lawyers which is 54% of the total.

Malta has 292,8 lawyers per 100 000 inhabitants, which is significantly above the EU median of 132,1 lawyers per 100 000 inhabitants.

Salaries of professional judges and prosecutors at beginning of a career and at the highest instance

Salaries of professional judges and prosecutors	Average gross annual salary in €	Average net annual salary in €	Ratio with national average annual gross salary	
	Malta	Malta	Malta	EU median
First instance professional judge at the beginning of his/her career	97 161€	NA	4,6	1,9
Judge of the Supreme Court or the Highest Appellate Court	105 451€	NA	5,0	4,3
Public prosecutor at the beginning of his/her career	56 958€	42 757€	2,7	1,7
Public prosecutor of the Supreme Court or the Highest Appellate Instance	NAP	NAP	NAP	3,3



In the European Union, the absolute gross salary for a judge at the beginning of career ranges from a minimum of 26 931€ to a maximum of 140 244€.

According to 2022 data, the absolute gross salary of a judge at the beginning of his/her career in Malta is 97 161€, which is significantly above the EU median of 54 224€ (79% above).

Compared with the annual average salary in the country, the salary for a judge at the beginning of his/her career is 4,6 times higher (the EU median is 1,9).

At the highest level, the range of the EU absolute gross salary for a judge is from 53 144€ to 261 648€. Malta's absolute gross salaries for judges at the highest level is -1% below the EU median of 106 533€.

For the public prosecutors, the range for the absolute gross salary at the beginning of career is from a minimum of 24 609€ to a maximum of 96 084€.

In 2022, the absolute gross salary of a public prosecutor at the beginning of his/her career in Malta of 56 958€ is rather above the EU median of 48 728€ (17% above).

Compared with the annual average salary in the country, the salary for a public prosecutors at the beginning of his/her career is 2,7 times higher (the EU median is 1,7).

At the highest level, the minimum absolute gross salary for prosecutors in the European Union is 44 880€ and the maximum is 194 005€.

3. System of compensating users in Malta (2022 data)

System for compensating users

2022	Number of requests for compensation	Number of condemnations	Amount paid in compensations
Total	NAP	NAP	NAP
Excessive length of proceedings	NAP	NAP	NAP
Non-execution of court decisions	NAP	NAP	NAP
Wrongful arrest/detention	NA	NA	NA
Wrongful conviction	NA	NA	NA
Other	NAP	NAP	NAP

Year	Number of requests for compensation	Number of condemnations	Amount paid in compensations
2020	NAP	NAP	NAP
2021	NAP	NAP	NAP
2022	NAP	NAP	NAP

Under article 3 of the 7th protocol of the European Convention for Human Rights, there is the right to compensation for wrongful conviction whilst under article 5(5) of the European Convention of Human Rights (transposed as Chapter 319 of the Laws of Malta), there is the right to compensation for unlawful detention. However no data is available.

4. Performance of courts in Malta (2022 data)

• Efficiency indicators

- Clearance Rate (CR) and Disposition Time (DT)

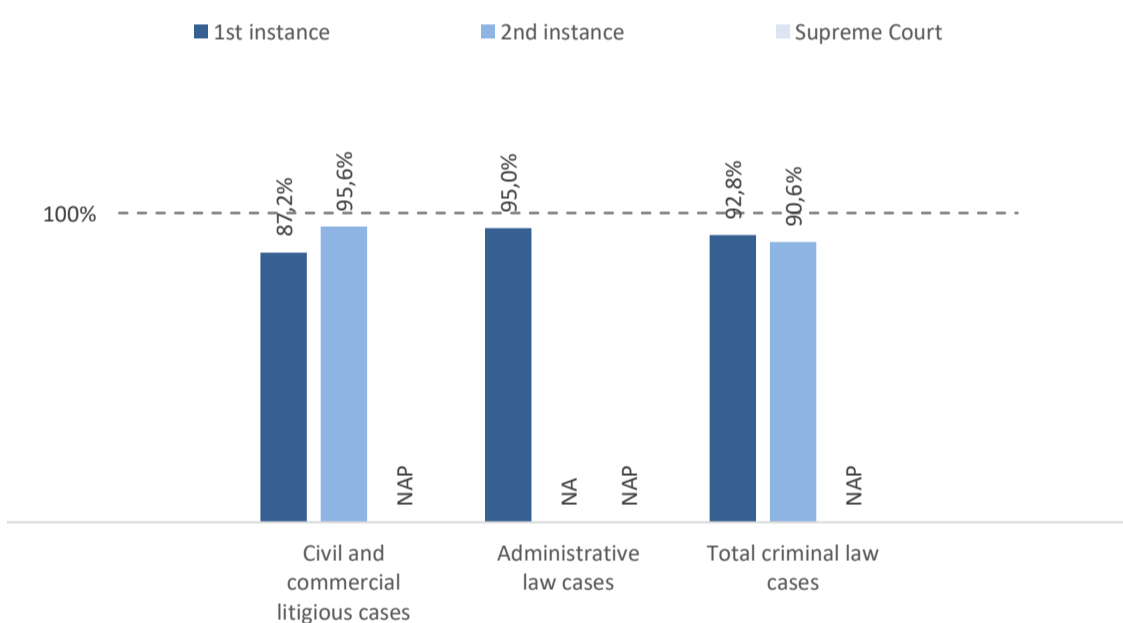
The Clearance Rate shows the capacity of a judicial system to deal with the incoming cases. A Clearance Rate of 100% and higher does not generate backlog.

The Disposition Time determines the estimated number of days necessary for a pending case to be solved in a court.

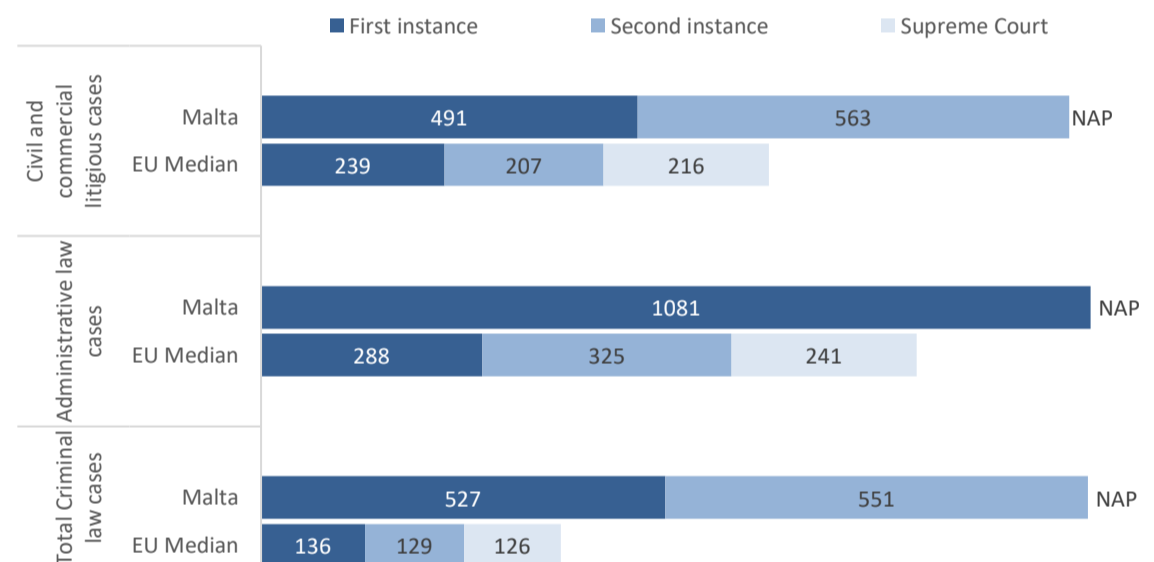
Overall efficiency by instance and by case matter

Overall efficiency by instance and by case matter		Civil and commercial litigious cases		Administrative law cases		Total criminal law cases	
		Malta	EU Median	Malta	EU Median	Malta	EU Median
Clearance Rate (%)	1st instance	87,2%	100,5%	95,0%	98,8%	92,8%	100,0%
	2nd instance	95,6%	97,1%	NA	102,3%	90,6%	99,1%
	Supreme Court	NAP	104,7%	NAP	101,7%	NAP	98,5%
Disposition Time (days)	1st instance	491	239	1081	288	527	136
	2nd instance	563	207	NA	325	551	129
	Supreme Court	NAP	216	NAP	241	NAP	126

Clearance Rate by instance and by matter in 2022 (%)



Disposition Time by instance and by matter in 2022 (days)



In Malta, the Clearance Rate is below 100% for all categories and instances, indicating a challenge in managing incoming cases, which are on an upward trend. The disposition time exceeds the EU Median for all categories and instances.

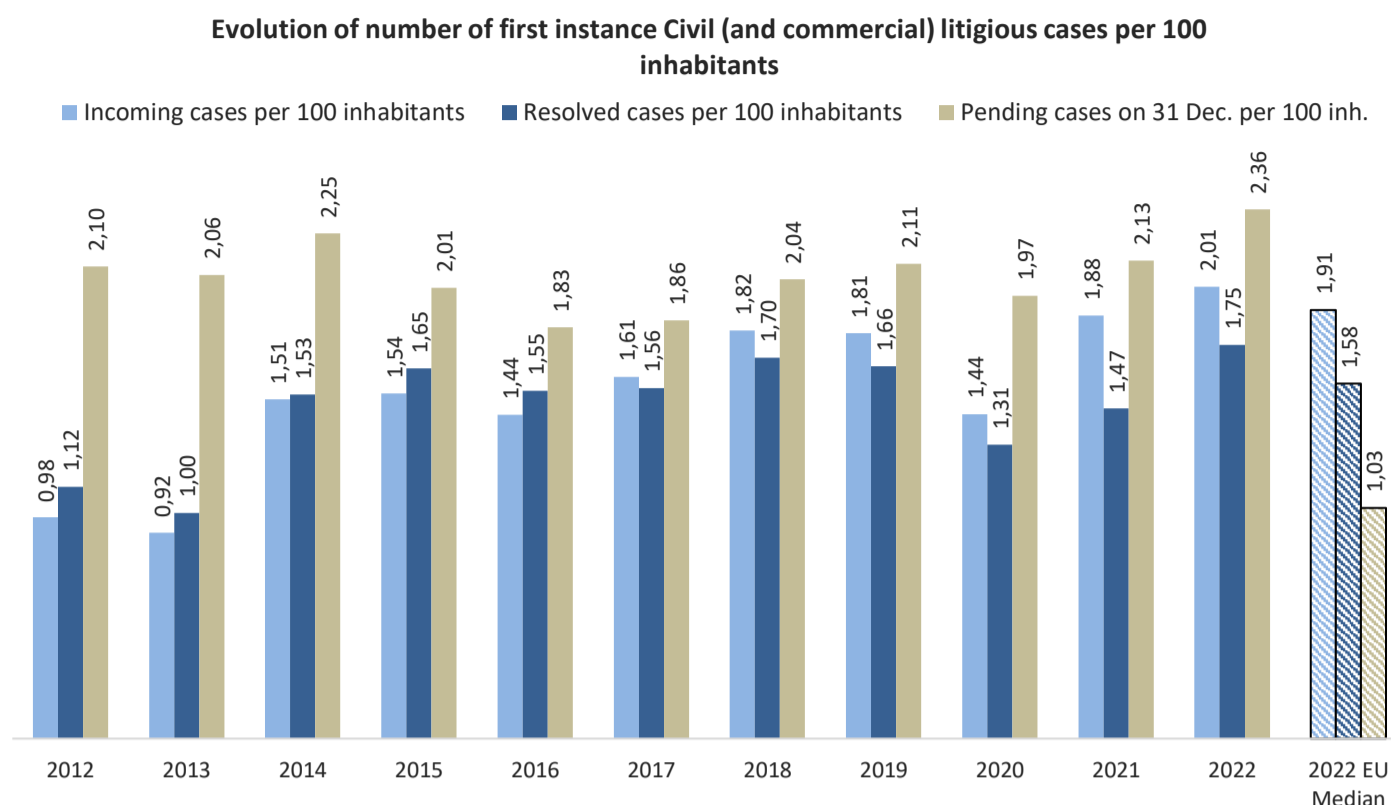
Notably, first instance civil and commercial litigious cases are processed most swiftly, while administrative cases tend to have the longest disposition times.

According to the comments provided by Malta, in 2022 there was an overall increase in the caseload of the civil courts when compared to the previous evaluation, primarily because this data reflects the normal caseload following the Covid-19 pandemic. Having said this, during this year there was also one specific first instance court that has registered an exponential increase in the incoming caseload as a result of legislative issues. This increase in the incoming caseload was reflected in a modest increase in the resolved caseload, but had a more pronounced effect on the pending caseload.

First instance Civil (and commercial) litigious cases

◦ Incoming, resolved and pending cases

First instance Civil (and commercial) litigious cases	Incoming cases per 100 inhabitants	Resolved cases per 100 inhabitants	Pending cases on 31 Dec. per 100 inh.
2012	0,98	1,12	2,10
2013	0,92	1,00	2,06
2014	1,51	1,53	2,25
2015	1,54	1,65	2,01
2016	1,44	1,55	1,83
2017	1,61	1,56	1,86
2018	1,82	1,70	2,04
2019	1,81	1,66	2,11
2020	1,44	1,31	1,97
2021	1,88	1,47	2,13
2022	2,01	1,75	2,36
2022 EU Median	1,91	1,58	1,03



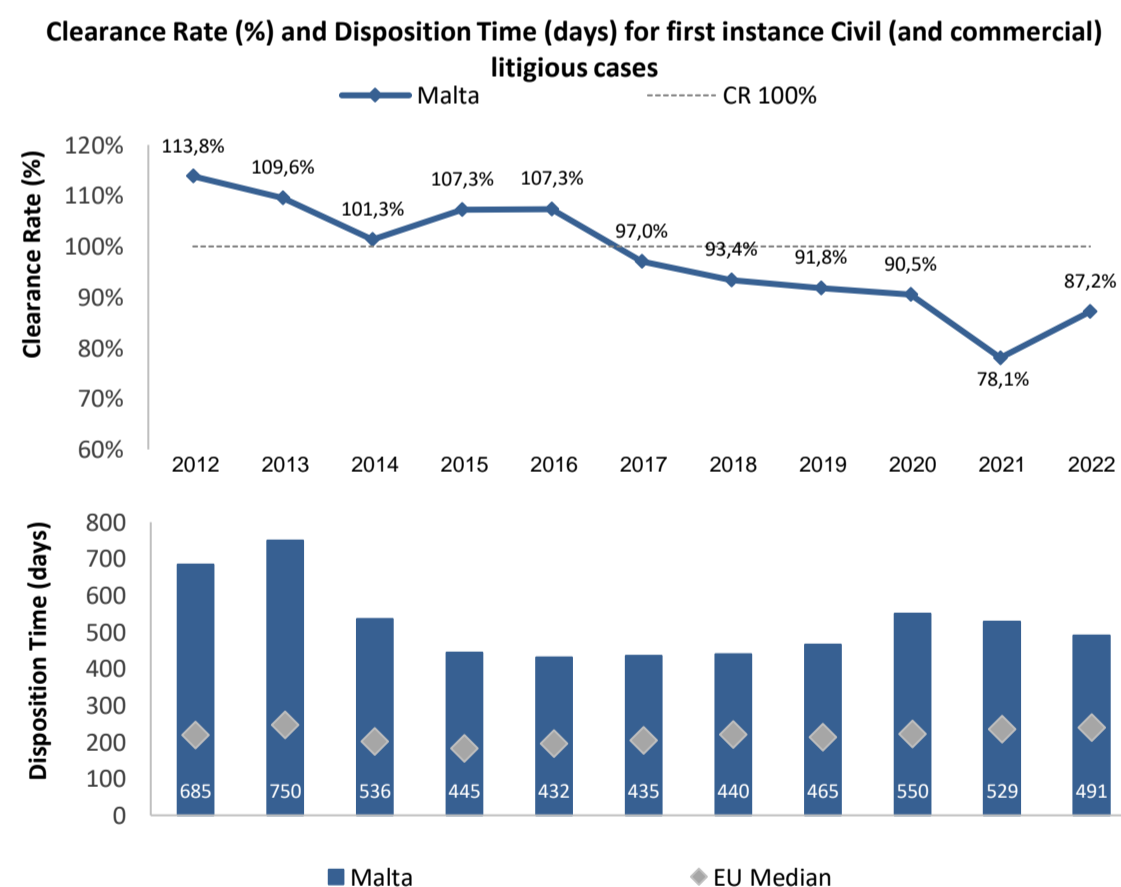
The number of incoming cases in 2022 in Malta (2,01 per 100 inhabitants) is slightly above EU median (1,91 per 100 inhabitants).

The number of resolved cases in 2022 in Malta (1,75 per 100 inhabitants) is slightly above EU median (1,58 per 100 inhabitants).

The number of pending cases at the end of 2022 in Malta (2,36 per 100 inhabitants) is well above EU median (1,03 per 100 inhabitants).

◦ Clearance Rate and Disposition Time

First instance Civil (and commercial) litigious cases	Clearance Rate (%)		Disposition Time (days)	
	Malta	EU Median	Malta	EU Median
2012	113,8%	100,4%	685	218
2013	109,6%	101,2%	750	247
2014	101,3%	101,8%	536	201
2015	107,3%	102,5%	445	182
2016	107,3%	102,0%	432	196
2017	97,0%	101,3%	435	204
2018	93,4%	101,2%	440	220
2019	91,8%	99,9%	465	213
2020	90,5%	98,5%	550	221
2021	78,1%	102,5%	529	234
2022	87,2%	100,5%	491	239



With a Clearance Rate calculated at 87,2% in 2022 Malta seems to encounter difficulties in dealing with its first instance Civil (and commercial) litigious cases.

Between 2021 and 2022, the Clearance Rate has increased by 9,1 points.

In 2022, first instance Civil (and commercial) litigious cases are solved in approximately 491 days, which is significantly above EU median of 239 days.

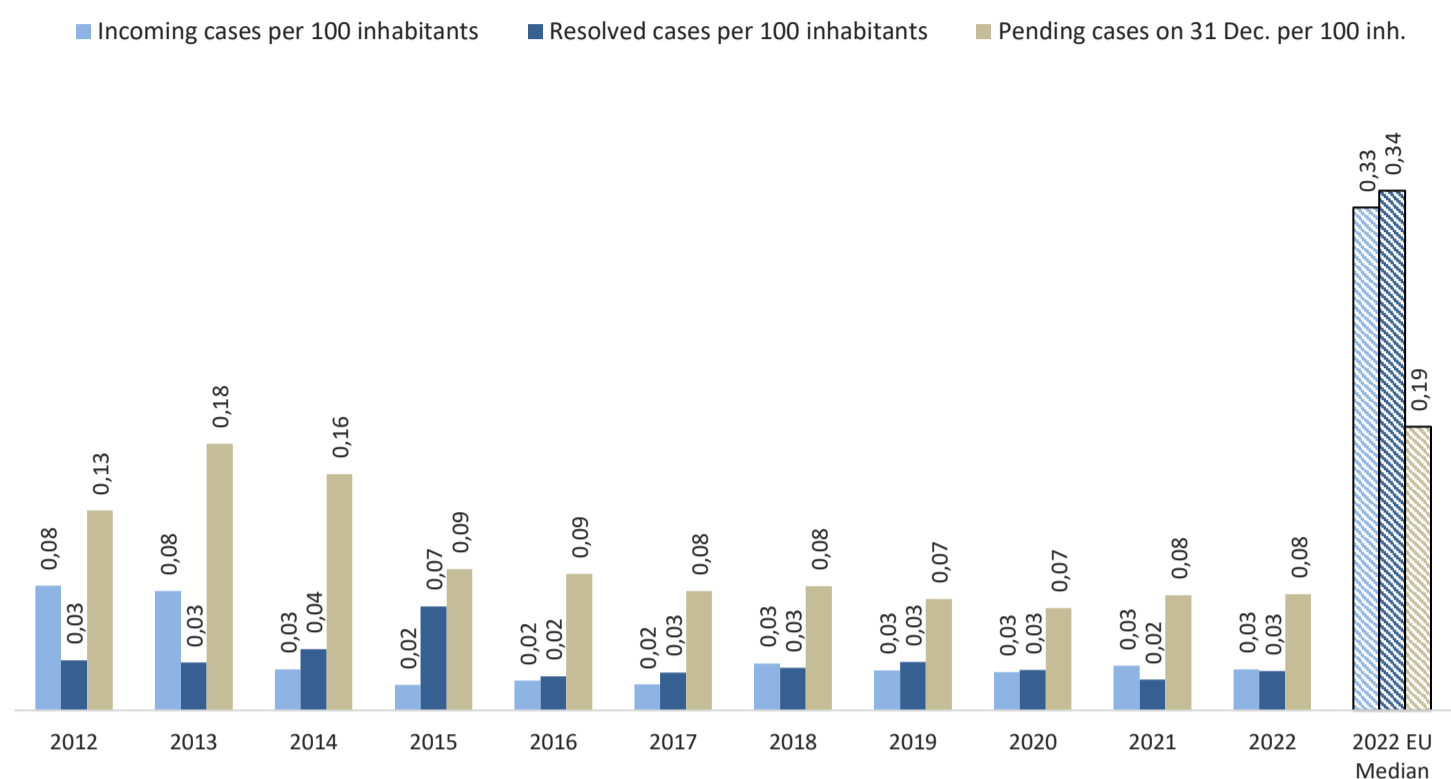
The analysis of the 2021 - 2022 period reveals a -7,2% decrease of the Disposition Time.

First instance Administrative law cases

◦ Incoming, resolved and pending cases

First instance Administrative law cases	Incoming cases per 100 inhabitants	Resolved cases per 100 inhabitants	Pending cases on 31 Dec. per 100 inh.
2012	0,08	0,03	0,13
2013	0,08	0,03	0,18
2014	0,03	0,04	0,16
2015	0,02	0,07	0,09
2016	0,02	0,02	0,09
2017	0,02	0,03	0,08
2018	0,03	0,03	0,08
2019	0,03	0,03	0,07
2020	0,03	0,03	0,07
2021	0,03	0,02	0,08
2022	0,03	0,03	0,08
2022 EU Median	0,33	0,34	0,19

Evolution of number of first instance Administrative law cases per 100 inhabitants



The number of incoming administrative cases in 2022 in Malta (0,03 per 100 inhabitants) is significantly below EU median (0,33 per 100 inhabitants).

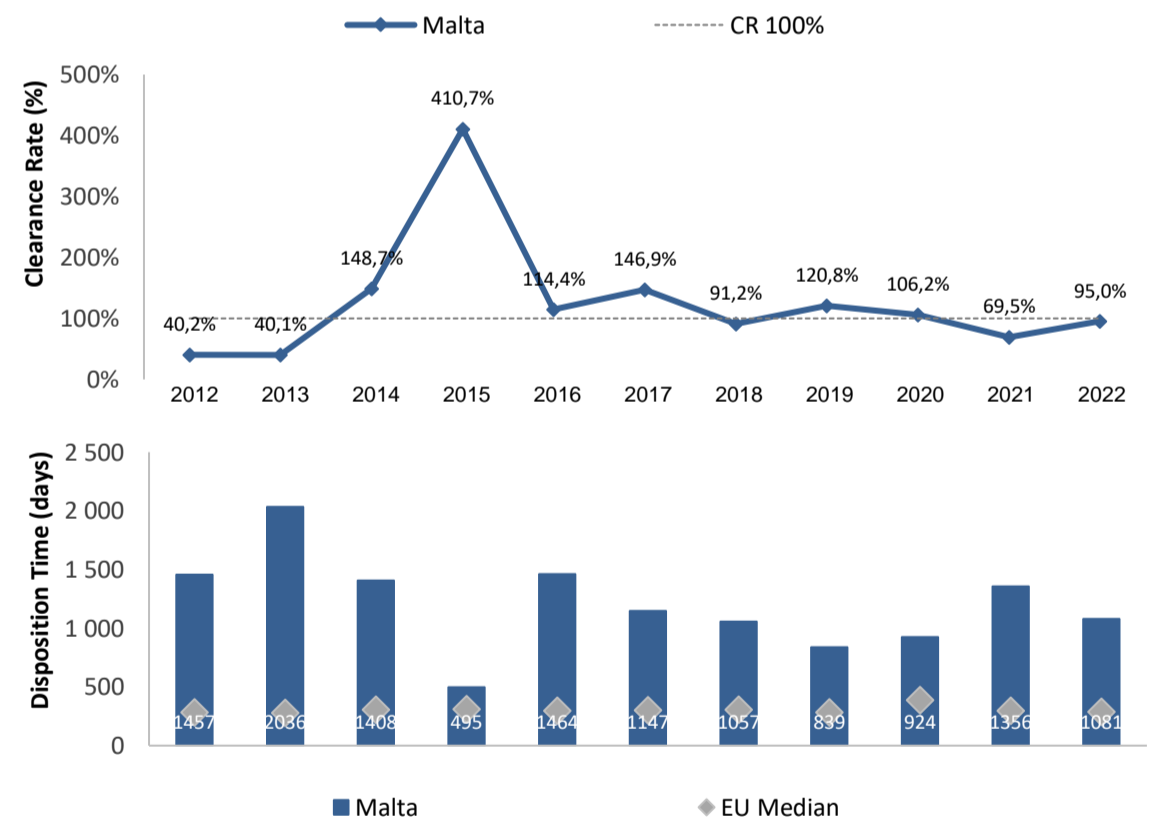
The number of resolved administrative cases in 2022 in Malta (0,03 per 100 inhabitants) is significantly below EU median (0,34 per 100 inhabitants).

The number of pending administrative cases at the end of 2022 in Malta (0,08 per 100 inhabitants) is below EU median (0,19 per 100 inhabitants).

◦ Clearance Rate and Disposition Time

First instance Administrative law cases	Clearance Rate (%)		Disposition Time (days)	
	Malta	EU Median	Malta	EU Median
2012	40,2%	101,0%	1457	286
2013	40,1%	100,3%	2036	281
2014	148,7%	99,6%	1408	305
2015	410,7%	103,3%	495	313
2016	114,4%	103,0%	1464	297
2017	146,9%	102,1%	1147	303
2018	91,2%	99,7%	1057	308
2019	120,8%	102,1%	839	284
2020	106,2%	100,1%	924	388
2021	69,5%	101,7%	1356	296
2022	95,0%	98,8%	1081	288

Clearance Rate (%) and Disposition Time (days) for first instance Administrative cases



With a Clearance Rate calculated at 95,0% in 2022 Malta seems to face some difficulties in dealing with its first instance Administrative law cases.

Between 2021 and 2022, the Clearance Rate has increased by 25,5 points.

In 2022, first instance Administrative law cases are solved in approximately 1 081 days, which is well above EU median of 288 days.

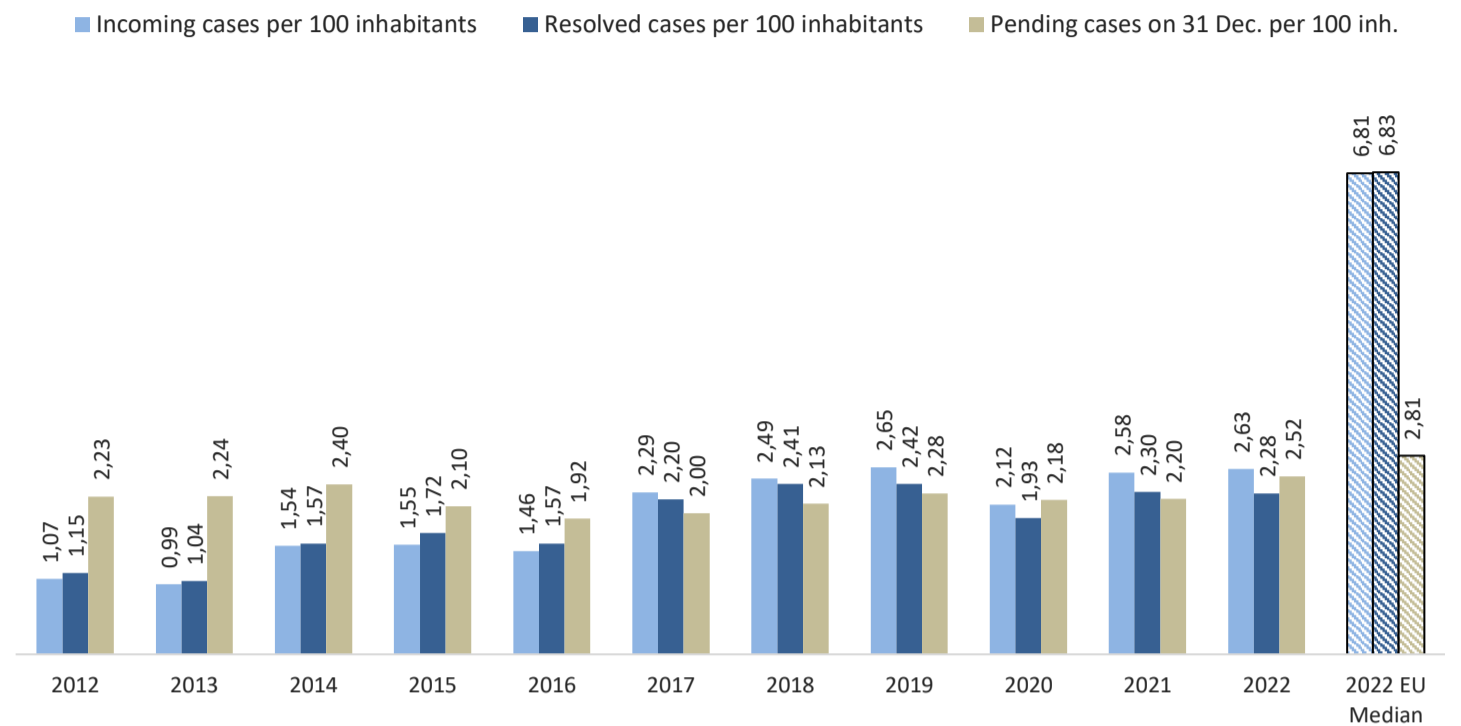
The analysis of the 2021 - 2022 period reveals a -20,2% decrease of the Disposition Time.

First instance Total of other than criminal cases

◦ Incoming, resolved and pending cases

First instance Total other than criminal cases	Incoming cases per 100 inhabitants	Resolved cases per 100 inhabitants	Pending cases on 31 Dec. per 100 inh.
2012	1,07	1,15	2,23
2013	0,99	1,04	2,24
2014	1,54	1,57	2,40
2015	1,55	1,72	2,10
2016	1,46	1,57	1,92
2017	2,29	2,20	2,00
2018	2,49	2,41	2,13
2019	2,65	2,42	2,28
2020	2,12	1,93	2,18
2021	2,58	2,30	2,20
2022	2,63	2,28	2,52
2022 EU Median	6,81	6,83	2,81

Evolution of number of first instance Total other than criminal cases per 100 inhabitants



The number of incoming cases in 2022 in Malta (2,63 per 100 inhabitants) is significantly below EU median (6,81 per 100 inhabitants).

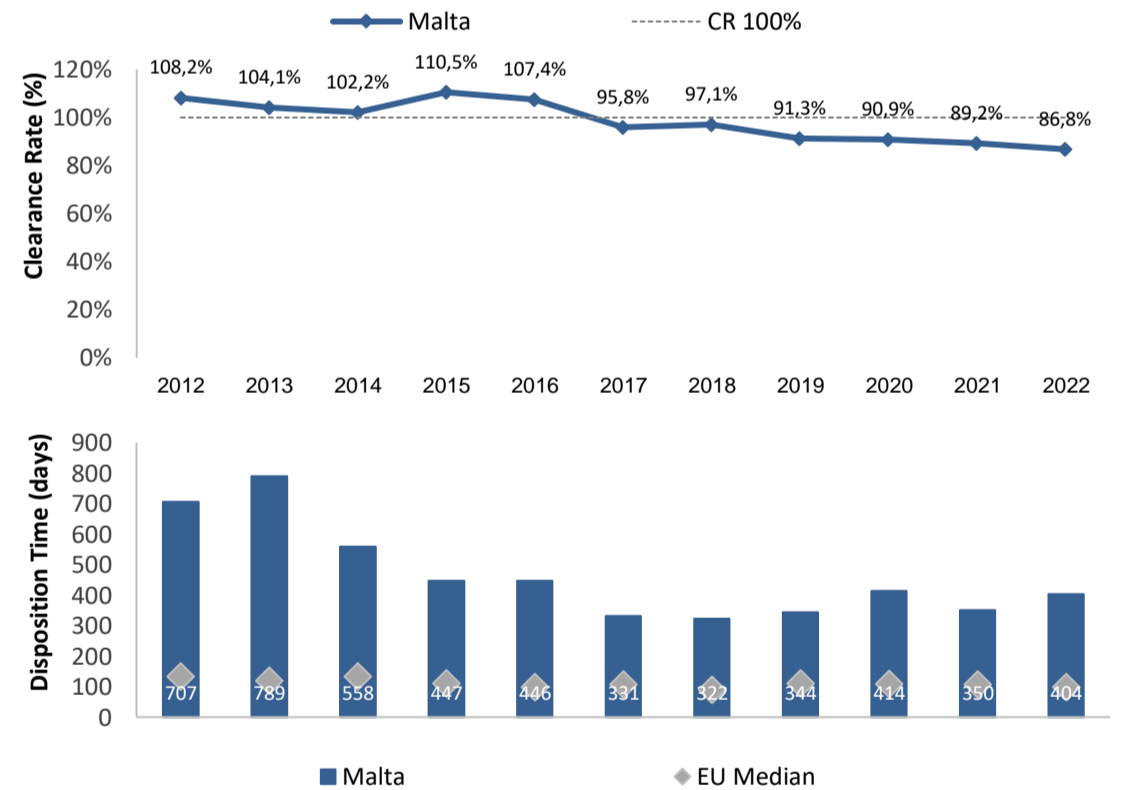
The number of resolved cases in 2022 in Malta (2,28 per 100 inhabitants) is significantly below EU median (6,83 per 100 inhabitants).

The number of pending cases at the end of 2022 in Malta (2,52 per 100 inhabitants) is slightly below EU median (2,81 per 100 inhabitants).

◦ Clearance Rate and Disposition Time

First instance Total other than criminal cases	Clearance Rate (%)		Disposition Time (days)	
	Malta	EU Median	Malta	EU Median
2012	108,2%	100,5%	707	133
2013	104,1%	100,7%	789	119
2014	102,2%	101,9%	558	133
2015	110,5%	101,2%	447	111
2016	107,4%	101,5%	446	98
2017	95,8%	100,6%	331	107
2018	97,1%	100,6%	322	91
2019	91,3%	99,8%	344	111
2020	90,9%	98,7%	414	109
2021	89,2%	101,2%	350	107
2022	86,8%	99,8%	404	100

Clearance Rate (%) and Disposition Time (days) for first instance Total of other than criminal cases



With a Clearance Rate calculated at 86,8% in 2022 Malta seemsto to encounter difficulties in dealing with its other than criminal cases.

Between 2021 and 2022, the Clearance Rate has decreased by -2,4 points.

In 2022, other than criminal cases are solved in approximately 404 days, which is significantly above EU median of 100 days.

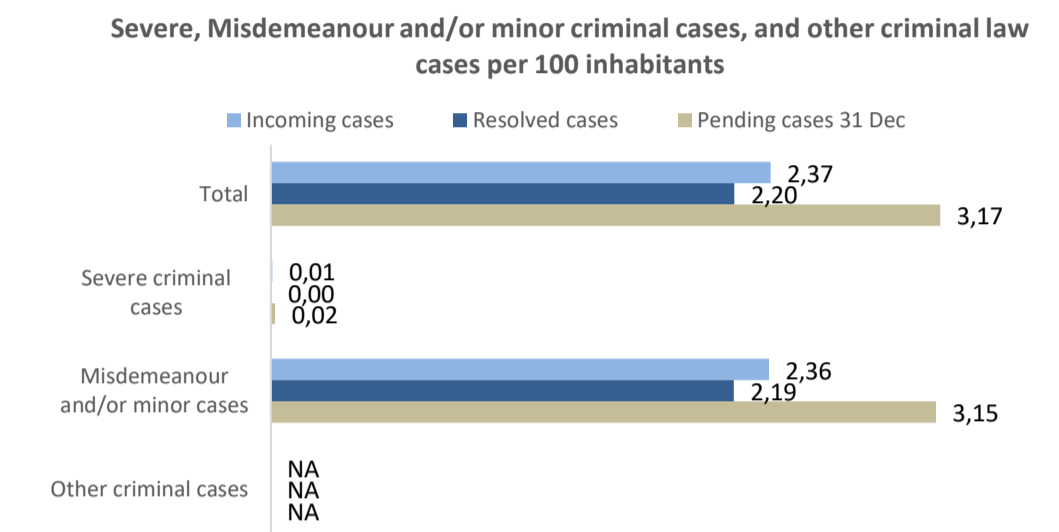
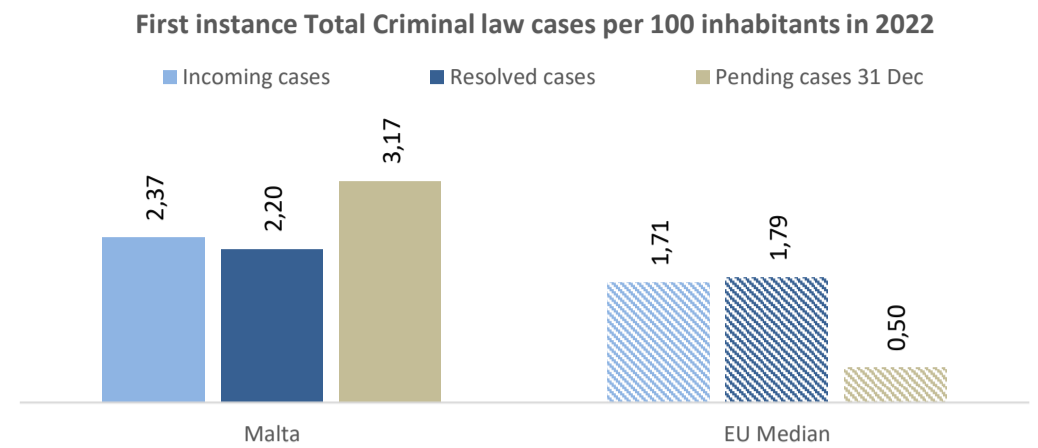
The analysis of the 2021 - 2022 period reveals a 15,3% increase of the Disposition Time.

First instance Criminal Law Cases

◦ Incoming, resolved and pending cases

First instance Criminal Law Cases	Pending cases 1 Jan	Incoming cases	Resolved cases	Pending cases 31 Dec
Total	15 806	12 317	11 430	16 499
Severe criminal cases	89	39	15	103
Misdemeanour and/or minor cases	15 717	12 278	11 415	16 396
Other criminal cases	NA	NA	NA	NA

First instance Criminal Law Cases Per 100 inh.	Pending cases 1 Jan	Incoming cases	Resolved cases	Pending cases 31 Dec
Total	3,04	2,37	2,20	3,17
Severe criminal cases	0,02	0,01	0,00	0,02
Misdemeanour and/or minor cases	3,02	2,36	2,19	3,15
Other criminal cases	NA	NA	NA	NA



The number of total incoming criminal cases in 2022 in Malta (2,37 per 100 inhabitants) is somewhat above EU median (1,71 per 100 inhabitants).

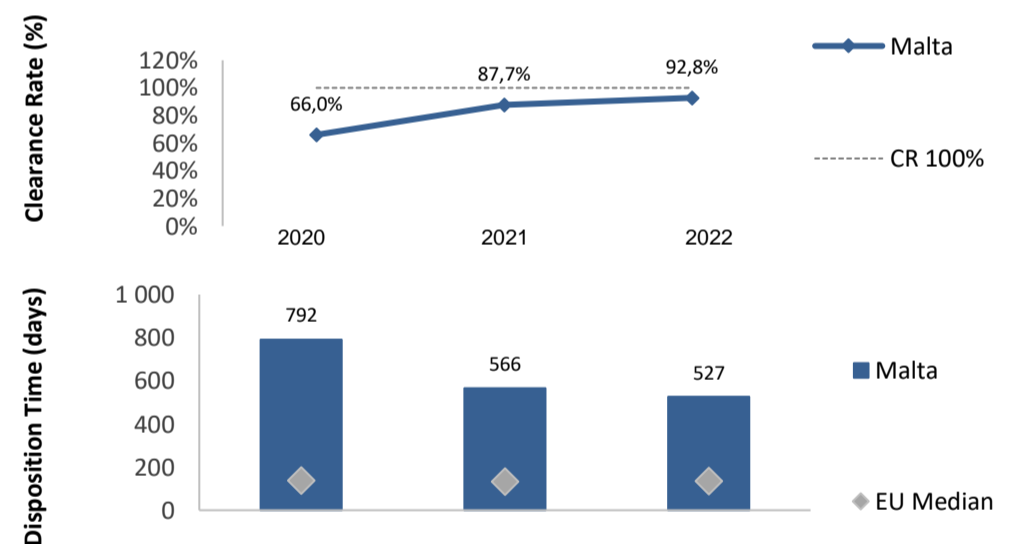
The number of total resolved criminal cases in 2022 in Malta (2,20 per 100 inhabitants) is somewhat above EU median (1,79 per 100 inhabitants).

The number of total pending criminal cases at the end of 2022 in Malta (3,17 per 100 inhabitants) is significantly above EU median (0,50 per 100 inhabitants).

◦ Clearance Rate and Disposition Time

First instance Total criminal law cases	Clearance Rate (%)		Disposition Time (days)	
	Malta	EU Median	Malta	EU Median
2020	66,0%	95,2%	792	139
2021	87,7%	100,0%	566	134
2022	92,8%	100,0%	527	136

Clearance Rate (%) and Disposition Time (days) for First Instance Total criminal law cases



With a Clearance Rate calculated at 92,8% in 2022 Malta seems to face some difficulties in dealing with its first instance total criminal law cases.

Between 2021 and 2022, the Clearance Rate has increased by 5,1 points.

In 2022, first instance total criminal law cases are solved in approximately 527 days, which is significantly above EU median of 136 days.

The analysis of the 2021 - 2022 period reveals a -6,9% decrease of the Disposition Time.

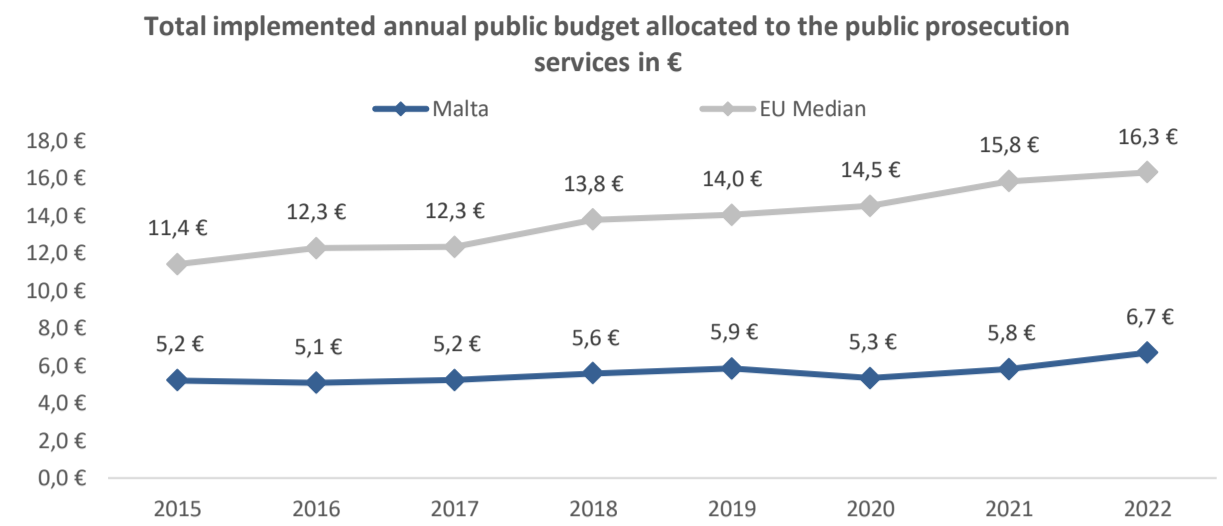
According to the comments provided, since in Malta the vast majority of the cases contemplate the possibility of imprisonment, barring a few contraventions, the cases indicated as misdemeanors/minor offences are those cases which are heard by the Court of Magistrates (excluding those being heard as a Court of Criminal Inquiry) having a maximum punishment of 2 years imprisonment while the cases indicated as 'severe criminal offences' are those having a punishment of over 2 years (Criminal Court & Court of Criminal Inquiry).

5. Public prosecution services in Malta (2022 data)

Public prosecution implemented budget

Total implemented annual public budget allocated to the public prosecution services in €	Absolute Number		Per inhabitant	
	Malta	Malta	Malta	EU Median
2015	2 350 041 €		5,2 €	11,4 €
2016	2 340 000 €		5,1 €	12,3 €
2017	2 484 390 €		5,2 €	12,3 €
2018	2 656 005 €		5,6 €	13,8 €
2019	2 888 321 €		5,9 €	14,0 €
2020	2 746 631 €		5,3 €	14,5 €
2021	3 001 578 €		5,8 €	15,8 €
2022	3 478 907 €		6,7 €	16,3 €

Implemented annual public budget allocated to training of public prosecution services in € (included in the total)	Absolute Number		Per inhabitant	
	Malta	Malta	Malta	EU Median
2019	NA		NA	0,03 €
2020	NA		NA	0,01 €
2021	26 552 €		0,05 €	0,02 €
2022	5 722 €		0,01 €	0,01 €



The public prosecution services are carried out by the Attorney General's office. The Attorney General not only acts as a public prosecutor but also as the principal legal advisor of all the Government Departments. As a result, the amount budgeted cannot be considered as being funds allocated solely for public prosecution services, but also for other purposes relating to legal work and advice for the Government, both locally and internationally.

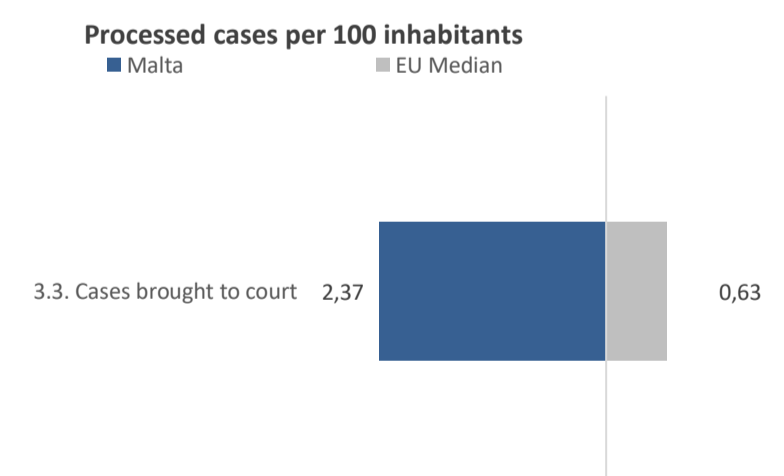
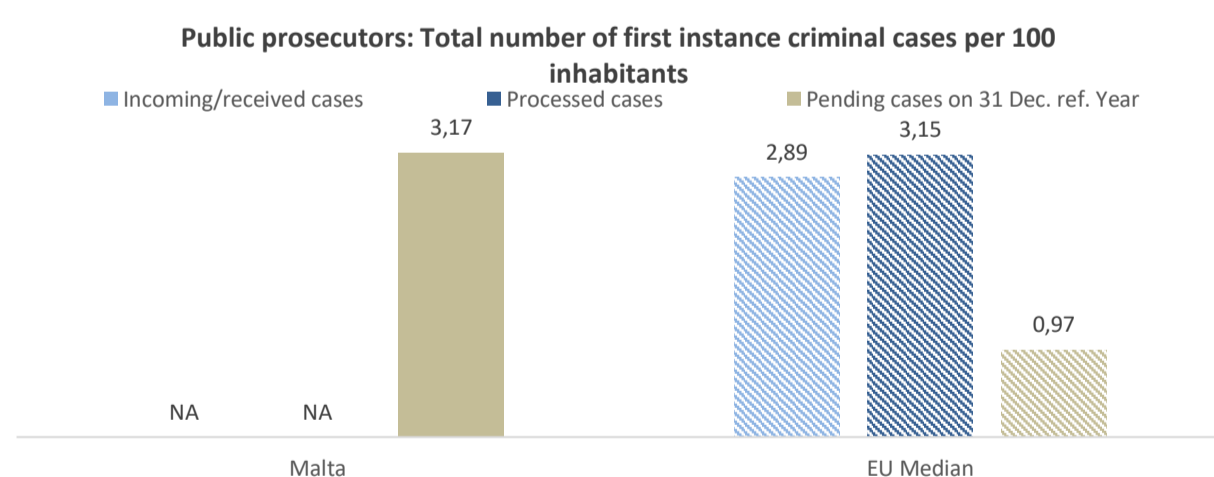
In 2022, the Office of the Attorney General underwent a recruitment drive that resulted in an increase in wage-related costs.

Public prosecution caseflow: Number of first instance criminal cases

Public prosecution caseflow: Number of first instance criminal cases	Absolute Number *		Per 100 inhabitants	
	Malta	% Variation 2021 - 2022	Malta	EU Median
1. Pending cases on 1 Jan. ref. year	15 806	-0,5%	3,04	0,88
2. Incoming/received cases	NA	NA	NA	2,89
3. Processed cases (3.1 + 3.2 + 3.3 + 3.4)	NA	NA	NA	3,15
3.1. Discontinued during the reference year	NA	NA	NA	2,08
3.1.1 Discontinued by the public prosecutor because the offender could not be identified	NA	NA	NA	0,61
3.1.2 Discontinued by the public prosecutor due to the lack of an established offence or a specific legal situation	NA	NA	NA	0,64
3.1.3 Discontinued by the public prosecutor for reasons of opportunity	NA	NA	NA	0,12
3.1.4 Discontinued for other reasons	NA	NA	NA	0,06
3.2. Concluded by a penalty or a measure imposed or negotiated by the public prosecutor	NAP	NAP	NAP	0,17
3.3. Cases brought to court	12 317	6,0%	2,37	0,63
4. Pending cases on 31 Dec. ref. year	16 499	4,4%	3,17	0,97

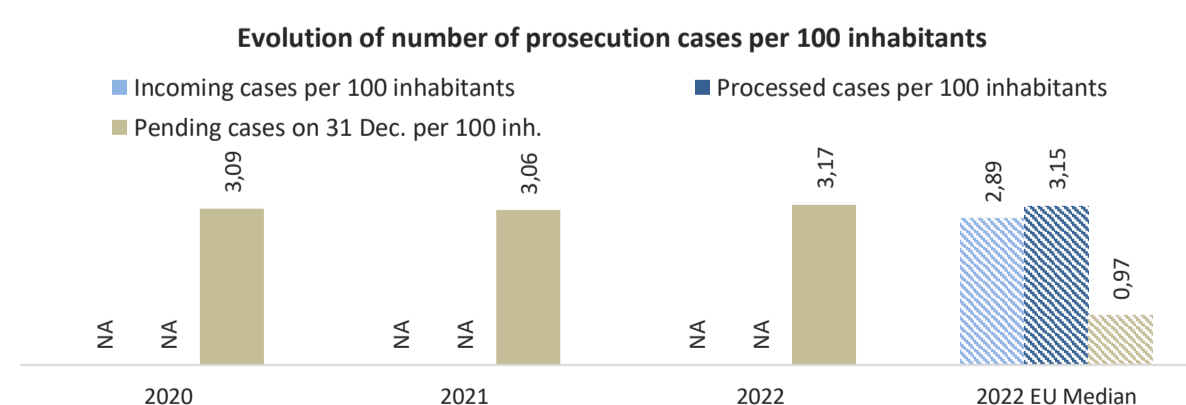
* Please note that these figures include traffic offence cases.

Presently the figures provided are in line with the cases that are brought to court. The Office of the Attorney General shall be developing its case management system and this data should then be easily captured by the new system.



Evolution of incoming, processed and pending cases

First instance Total other than criminal cases	Incoming cases per 100 inhabitants	Processed cases per 100 inhabitants	Pending cases on 31 Dec. per 100 inh.
2020	NA	NA	3,09
2021	NA	NA	3,06
2022	NA	NA	3,17
2022 EU Median	2,89	3,15	0,97



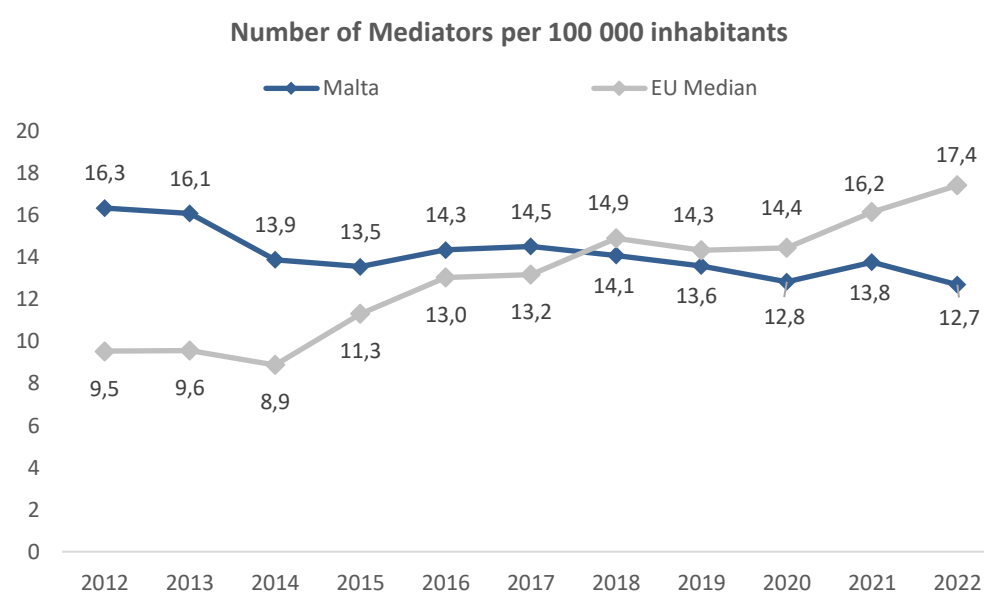
The data for incoming cases and resolved cases for Malta are not available.

The number of pending cases at the end of 2022 in Malta (3,17 per 100 inhabitants) is significantly above EU median (0,97 per 100 inhabitants).

6. Mediators and notaries in Malta (2022 data)

Number of mediators in 2022

Mediators	Absolute Number	Per 100 000 inhabitants	
	Malta	Malta	EU Median
2012	69	16,3	9,5
2013	69	16,1	9,6
2014	61	13,9	8,9
2015	61	13,5	11,3
2016	66	14,3	13,0
2017	69	14,5	13,2
2018	67	14,1	14,9
2019	67	13,6	14,3
2020	66	12,8	14,4
2021	71	13,8	16,2
2022	66	12,7	17,4



In 2022, there are 66 accredited or registered mediators who practise court related mediation which represents 12,7 accredited or registered mediators per 100 000 inhabitants.

The variation of the number of mediators between 2021 and 2022 is about -7,0%.

In order to become a registered mediator with The Malta Mediation Centre, one has to hold a recognized Master degree in Mediation Studies provided by the University of Malta. The process for becoming a mediator is best explained by the Malta Mediation Centre by accessing this link: <https://mediation.mt/en/appointment-of-mediators/>

Number of notaries in 2022

Notaries	Absolute Number	Per 100 000 inhabitants	
	Malta	Malta	EU Median
Total	385	74,0	7,6
1.Private professionals	NAP	NAP	-
2.Holders of public offices appointed by the State	385	74,0	7,6
3.Civil servants	NAP	NAP	-
4.Other	NAP	NAP	-

In 2022, there are 385 notaries which represents 74,0 notaries per 100 000 inhabitants.

The Notary is a Public Officer and as such is an emanation of the State. At the same time, he/she is a free professional with his/her own personal office, independent of the State and of the parties. This dual-nature ensures the right balance between the legal-fiscal functions for which the Notary is the ultimate reference point.

Conveyance (property sales, purchase, leasing, etc.), financing collateral (hypothecation of immovable), succession (wills, trusts, etc.) and matters pertaining to civil status (matrimonial regimes, personal separations, etc.) are all within the ambit of the profession and form the portfolio of a notary's day-to-day work. It is only through a notarial act that most transactions related to the above are given legal effect and this adds certainty and improves efficiency. Being a necessary passage at Law, the notarial requirement makes for a very cost-effective way of crystallizing a state of certainty in that notarial tariffs are stipulated by law and the citizen is all the more protected. The notarial intervention is thus imposed by law to safeguard legality and ensuring at all times that the autonomy of the private citizen never goes beyond what is legally and statutorily permitted.

7. ICT tools of courts in Malta (2022 data)

The ICT questions

The answers to the ICT questions in 2022 can be summarised to :

Writing assistance tools	Civil and/or commercial	Administrative	Criminal
Deployment rate	25-50 %	25-50 %	25-50 %
Usage rate	75-95 %	50-75 %	50-75 %

Features of the writing assistance tools	Civil and/or commercial	Administrative	Criminal
Templates	Yes	Yes	Yes
Automatically generated text	No	No	No
Automatically suggested decision	No	No	No
Speech-to-text	No	No	No
Electronic signature	No	No	No
Other special functionality	No	No	No

Recording of court hearings	Civil and/or commercial	Administrative	Criminal
Deployment rate	95-100 %	95-100 %	95-100 %
Usage rate	95-100 %	95-100 %	95-100 %

Features of the recording of court hearings	Civil and/or commercial	Administrative	Criminal
Audio recording	Yes	Yes	Yes
Video recording	No	No	No
Systematic recording for all hearings	No	No	No
Automatically indexed recording	No	No	No
Automatic transcript from recording	No	No	No
Possibility to request a copy of the recording	No	No	No
Other special functionality	No	No	No

8. Systems for measuring and evaluating the performance of courts and public prosecution services in Malta (2022 data)

In Malta, quality standards are determined for the judicial system at national level (e.g. quality systems for the judiciary and/or judicial quality policies). However, there is no specialised personnel within the courts or the public prosecution services entrusted with implementation of these national level quality standards.

There is a Code of Ethics for the members of the Judiciary which, though not providing for the organisation and quality of the judicial work, does lay upon the members of the Judiciary certain obligations which are important in ensuring the transparency and independence of the judicial process.

Systems for measuring and evaluating courts' performance

A regular monitoring system of court activities is in place concerning:

Number of incoming cases	✔	Satisfaction of users (regarding the services delivered by the courts)	✘
Length of proceedings (timeframes)	✔	Costs of the judicial procedures	✘
Number of resolved cases	✔	Number of appeals	✔
Number of pending cases	✔	Appeal ratio	✘
Backlogs	✔	Clearance rate	✔
Productivity of judges and court staff	✘	Disposition time	✔
Satisfaction of court staff	✘	Other	✔
Other: Age of the pending caseload.			

Quantitative performance targets do not exist for judges. ✘

Without disciplinary procedure

Warning by court's president	NAP
Temporary salary reduction	NAP
Reflected in the individual assessment	NAP
Other	NAP

With disciplinary procedure

Warning by court's president	NAP
Temporary salary reduction	NAP
Reflected in the individual assessment	NAP
Other	NAP

The administration of the caseload is left in the hands of the individual judge and magistrate together with the Chief Justice who assigns the particular duties to each judge and magistrate.

Systems for measuring and evaluating public prosecution services' performance

A regular monitoring system of public prosecution services activities is in place concerning:

Number of incoming cases	✔	Satisfaction of users (regarding the services delivered by the public prosecution)	✘
Length of proceedings (timeframes)	✔	Costs of the judicial procedures	✘
Number of resolved cases	✔	Clearance rate	✘
Number of pending cases	✔	Disposition time	✘
Backlogs	✔	Percentage of convictions and acquittals	✘
Productivity of prosecutors and prosecution staff	✔	Other	✘
Satisfaction of prosecution staff	✘		

The Office of the Attorney General has initiated a data management process that involves collecting more information related to the efficiency indicators of the Office. This explains why in this evaluation cycle, the categories of 'Backlogs' and 'Productivity of prosecutors and prosecution staff' have been selected.

In Malta, there is a system to regularly evaluate the activity of each public prosecution service both quantitatively and qualitatively.

Quantitative performance targets exist for public prosecutors. ✔

The consequences if these targets are not met are:

Without disciplinary procedure

Warning by head of prosecution	✘
Temporary salary reduction	✘
Reflected in the individual assessment	✔
Other	✘

With disciplinary procedure

Warning by head of prosecution	✘
Temporary salary reduction	✘
Reflected in the individual assessment	✘
Other	✘

Malta

(2012-2022) data tables

Question	2012	2013	2014	2015	2016	2017	2018	2019	2020	2021	2022	Variations for quantitative questions	
												2012-2022	2021-2022
Table General Data: Economic and demographic data, in absolute values (Q1, Q3, Q5)													
Q1 Number of inhabitants	422 509	429 424	439 691	450 415	460 297	475 701	475 701	493 559	514 565	516 102	520 174	23,1%	0,8%
Q.3 GDP Per capita (in €) in current prices	16 417	16 831	18 525	21 469	22 664	23 778	25 556	26 490	24 634	28 216	31 888	94,2%	13,0%
Q5. Exchange rate of Nat currency to € on 1 Jan	NAP	NAP	NAP	NAP	NAP	NAP	NAP	NAP	NAP	NAP	NAP	-	-
Indicator 1: Systems for measuring and evaluating the performance of courts and prosecution services													
(Q66, Q67, Q77, Q78, Q77-1, Q78-1, Q73, Q73-0, Q73-1, Q73-2, Q73-3, Q73-4, Q73-5, Q73-6, Q70, Q70-1, Q71, Q72, Q83-2, Q83-3, Q120 and Q120-1)													
66 Qlty standards formulated_jud system	Yes	Yes	Yes	Yes	True	True	True	True	True	True	True	True	True
67 Specialised court staff entrusted_qlty standards	No	No	No	No	False	False	False	False	False	False	False	False	False
070.1.1 number of incoming cases	Yes	Yes	Yes	Yes	True	True	True	True	True	True	True	True	True
070.1.2 length of proceedings (timeframes)	No	No	Yes	Yes	True	True	True	True	True	True	True	True	True
070.1.3 number of resolved cases	Yes	Yes	Yes	Yes	True	True	True	True	True	True	True	True	True
070.1.4 number of pending cases							True	True	True	True	True	True	True
070.1.5 backlogs							True	True	True	True	True	True	True
070.1.6 productivity of judges and court staff							False	False	False	False	False	False	False
070.1.7 satisfaction of court staff							False	False	False	False	False	False	False
070.1.8 satisfaction of users (regarding the services delivered by the courts)							True	True	True	True	True	True	False
070.1.9 costs of the judicial procedures							False	False	False	False	False	False	False
070.1.10 number of appeals							True	True	True	True	True	True	True
070.1.11 appeal ratio							False	False	False	False	False	False	False
070.1.12 clearance rate							True	True	True	True	True	True	True
070-1.1.1 Number of incoming cases									True	True	True	True	True
070-1.1.2 Length of proceedings (timeframes)									False	True	True	True	True
070-1.1.3 Number of resolved cases									True	True	True	True	True
070-1.1.4 Number of pending cases									True	True	True	True	True

Malta

(2012-2022) data tables

Question	2012	2013	2014	2015	2016	2017	2018	2019	2020	2021	2022	Variations for quantitative questions	
												2012-2022	2021-2022
070-1.1.5 Backlogs									False	False	True		
070-1.1.6 Productivity of prosecutors and prosecution staff									False	False	True		
070-1.1.7 Satisfaction of prosecution staff									False	False	False		
070-1.1.8 Satisfaction of users (regarding the services delivered by the public prosecution)									False	False	False		
070-1.1.9 Costs of the judicial procedures									False	False	False		
070-1.1.10 Clearance rate									False	False	False		
070-1.1.11 Disposition time									False	False	False		
070-1.1.12 Percentage of convictions and acquittals									False	False	False		
070-1.1.13 Other									False	False	False		
071.1.1 Monitoring backlogs in Civil law cases									True	True	True		
071.1.2 Monitoring backlogs in Criminal law cases									False	False	True		
071.1.3 Monitoring backlogs in Administrative law cases									True	True	True		
072.1.1 Monitoring timeframes Within the courts									False	False	False		
072.1.2 Monitoring timeframes Within the public prosecution services									False	False	False		
083-2.1.1 Quantitative performance targets defined for each prosecutors									False	False	True		
083-3.1.1 Body responsible - Executive power (for example the Ministry of Justice)									NAP	NAP	False		
083-3.1.2 Body responsible - Prosecutor General /State public prosecutor									NAP	NAP	True		
083-3.1.3 Body responsible - Public Prosecutorial Council									NAP	NAP	False		
083-3.1.4 Body responsible - Head of the organisational unit or hierarchically superior public prosecutor									NAP	NAP	False		
083-3.1.5 Body responsible - Other									NAP	NAP	False		
120.1.1 Qualitative individual assessment of the public prosecutors' work									-	-	-		
120-1.1.1 Feequency - Annual									False	False	False		
120-1.1.2 Feequency - Less frequent									False	False	False		
120-1.1.3 Feequency - More frequent									True	True	False		

Malta

(2012-2022) data tables

Question	2012	2013	2014	2015	2016	2017	2018	2019	2020	2021	2022	Variations for quantitative questions	
												2012-2022	2021-2022
Indicator 2: The judicial organisation													
(Q42, Q43 and Q44)													
Q42.1.1 Total number of all courts - legal entities									15	16	16	-	0,0%
Q42.1.2 Total number of courts of general jurisdiction - legal entities									8	8	8	-	0,0%
Q42.1.3 First instance courts of general jurisdiction - legal entities	1	1	1	1	1	1	1	1	4	4	4	300,0%	0,0%
Q42.1.4 Second instance courts of general jurisdiction - legal entities									4	4	4	-	0,0%
Q42.1.5 Highest instance courts of general jurisdiction - legal entities									NAP	NAP	NAP	-	-
Q42.1.6 Total number of specialised courts - legal entities									7	8	8	-	0,0%
43.1.1 Total number of specialised courts of first instance	7	7	7	7	7	8	9	9	7	7	7	0,0%	0,0%
43.1.2 Commercial courts (excluded insolvency courts)	-	NAP	NAP	NAP	NAP	NAP	1	1	NAP	NAP	NAP	-	-
43.1.3 Insolvency courts	-	NAP	NAP	NAP	NAP	NAP	NAP	NAP	NAP	NAP	NAP	-	-
43.1.4 Labour courts	-	NAP	NAP	NAP	NAP	NAP	NAP	NAP	NAP	NAP	NAP	-	-
43.1.5 Family courts	1	1	1	1	1	1	1	1	NAP	NAP	NAP	-	-
43.1.6 Rent and tenancies courts	-	NAP	1	1	1	1	1	1	1	1	1	-	0,0%
43.1.7 Enforcement of criminal sanctions courts	-	NAP	NAP	NAP	NAP	NAP	NAP	NAP	NAP	NAP	NAP	-	-
43.1.8 Fight against terrorism, organised crime and corruption	-	NAP	NAP	NAP	NAP	NAP	NAP	NAP	NAP	NAP	NAP	-	-
43.1.9 Internet related disputes	-	NAP	NAP	NAP	NAP	NAP	NAP	NAP	NAP	NAP	NAP	-	-
43.1.10 Administrative courts	1	1	1	1	1	1	1	1	1	1	1	0,0%	0,0%
43.1.11 Insurance and / or social welfare courts	-	NAP	NAP	NAP	NAP	NAP	NAP	NAP	NAP	NAP	NAP	-	-
43.1.12 Military courts	-	NAP	NAP	NAP	NAP	NAP	NAP	NAP	NAP	NAP	NAP	-	-
43.1.13 Juvenile courts									1	1	1	-	0,0%
43.1.14 Other specialised courts	5	5	4	4	4	5	5	5	4	4	4	-20,0%	0,0%
43.2.1 Total number of specialised courts of higher instances									NAP	1	1	-	0,0%
43.2.2 Commercial courts (excluded insolvency courts)									NAP	NAP	NAP	-	-

Malta

(2012-2022) data tables

Question	2012	2013	2014	2015	2016	2017	2018	2019	2020	2021	2022	Variations for quantitative questions	
												2012-2022	2021-2022
43.2.3 Insolvency courts									NAP	NAP	NAP	-	-
43.2.4 Labour courts									NAP	NAP	NAP	-	-
43.2.5 Family courts									NAP	NAP	NAP	-	-
43.2.6 Rent and tenancies courts									NAP	NAP	NAP	-	-
43.2.7 Enforcement of criminal sanctions courts									NAP	NAP	NAP	-	-
43.2.8 Fight against terrorism, organised crime and corruption									NAP	NAP	NAP	-	-
43.2.9 Internet related disputes									NAP	NAP	NAP	-	-
43.2.10 Administrative courts									NAP	NAP	NAP	-	-
43.2.11 Insurance and / or social welfare courts									NAP	NAP	NAP	-	-
43.2.12 Military courts									NAP	NAP	NAP	-	-
43.2.13 Juvenile courts									NAP	NAP	NAP	-	-
43.2.14 Other specialised courts									NAP	1	1	-	0,0%
44.1.1 First instance courts geographic locations									2	3	2	-	-33,3%
44.1.2 All courts geographic locations	2	2	2	2	2	2	3	3	3	4	4	100,0%	0,0%

Indicator 3: The performance of courts at all stages of the proceedings

First instance other than criminal cases (Q91)

91.1.1 1st inst courts_Pending cases on 1 Jan. Total of other than criminal law cases (1+2+3+4)	9 805	9 789	10 845	10 568	9 459	NA	9 492	10 138	11 243	11 242	11 378	16,0%	1,2%
91.1.2 1st inst courts_Pending cases on 1 Jan. Civil (and commercial) litigious cases	9 457	9 238	10 092	9 885	9 041	NA	8 856	9 727	10 429	10 147	10 988	16,2%	8,3%
91.1.3 1st inst courts_Pending cases on 1 Jan. Non litigious cases (2.1+2.2+2.3)			NAP	NAP	NAP	NA	262	23	453	748	-	-	-
91.1.4 1st inst courts_Pending cases on 1 Jan. General civil (and commercial) non-litigious cases	NAP	NAP	NAP	NAP	NAP	NA	262	23	453	748	-	-	-
91.1.5 1st inst courts_Pending cases on 1 Jan. Registry cases (2.2.1+2.2.2+2.2.3)			NAP	NAP	NAP	NAP	NAP	NAP	NAP	NAP	NAP	-	-
91.1.6 1st inst courts_Pending cases on 1 Jan. Non litigious land registry cases	NAP	NAP	NAP	NAP	NAP	NAP	NAP	NAP	NAP	NAP	NAP	-	-
91.1.7 1st inst courts_Pending cases on 1 Jan. Non-litigious business registry cases	NAP	NAP	NAP	NAP	NAP	NAP	NAP	NAP	NAP	NAP	NAP	-	-
91.1.8 1st inst courts_Pending cases on 1 Jan. Other registry cases			NAP	NAP	NAP	NAP	NAP	NAP	NAP	NAP	NAP	-	-

Malta

(2012-2022) data tables

Question	2012	2013	2014	2015	2016	2017	2018	2019	2020	2021	2022	Variations for quantitative questions	
												2012-2022	2021-2022
91.1.9 1st inst courts_Pending cases on 1 Jan. Other non-litigious cases			NAP	NAP	NAP	NAP	NAP	NAP	NAP	NAP	NAP	-	-
91.1.10 1st inst courts_Pending cases on 1 Jan. Administrative law cases	348	551	753	683	418	413	374	388	361	347	390	12,1%	12,4%
91.1.11 1st inst courts_Pending cases on 1 Jan. Other cases (e.g. insolvency registry cases)	NAP	NAP	NAP	NAP	NAP	NAP	NAP	NAP	NAP	NAP	NAP	-	-
91.2.1 1st inst courts_Incoming cases_Total of other than criminal law cases (1+2+3+4)	4 507	4 272	6 762	6 991	6 730	10 911	11 827	13 066	10 915	13 292	13 656	203,0%	2,7%
91.2.2 1st inst courts_Incoming cases_Civil (and commercial) litigious cases	4 161	3 935	6 643	6 916	6 640	7 656	8 640	8 909	7 433	9 719	10 457	151,3%	7,6%
91.2.3 1st inst courts_Incoming cases_Non litigious cases (2.1+2.2+2.3)			NAP	NAP	NAP	3 174	3 040	4 027	3 353	3 420	3 058	-	-10,6%
91.2.4 1st inst courts_Incoming cases_General civil (and commercial) non-litigious cases	NAP	NAP	NAP	NAP	NAP	3 174	3 040	4 027	3 353	3 420	3 058	-	-10,6%
91.2.5 1st inst courts_Incoming cases_Registry cases (2.2.1+2.2.2+2.2.3)			NAP	NAP	NAP	NAP	NAP	NAP	NAP	NAP	NAP	-	-
91.2.6 1st inst courts_Incoming cases_Non litigious land registry cases	NAP	NAP	NAP	NAP	NAP	NAP	NAP	NAP	NAP	NAP	NAP	-	-
91.2.7 1st inst courts_Incoming cases_Non-litigious business registry cases	NAP	NAP	NAP	NAP	NAP	NAP	NAP	NAP	NAP	NAP	NAP	-	-
91.2.8 1st inst courts_Incoming cases_Other registry cases			NAP	NAP	NAP	NAP	NAP	NAP	NAP	NAP	NAP	-	-
91.2.9 1st inst courts_Incoming cases_Other non-litigious cases			NAP	NAP	NAP	NAP	NAP	NAP	NAP	NAP	NAP	-	-
91.2.10 1st inst courts_Incoming cases_Administrative law cases	346	337	119	75	90	81	147	130	129	151	141	-59,2%	-6,6%
91.2.11 1st inst courts_Incoming cases_Other cases (e.g. insolvency registry cases)	NAP	NAP	NAP	NAP	NAP	NAP	NAP	NAP	NAP	NAP	NAP	-	-
91.3.1 1st inst courts_Resolved cases_Total of other than criminal law cases (1+2+3+4)	4 875	4 447	6 909	7 727	7 231	10 458	11 481	11 932	9 923	11 859	11 855	143,2%	0,0%
91.3.2 1st inst courts_Resolved cases_Civil (and commercial) litigious cases	4 736	4 312	6 732	7 419	7 128	7 427	8 068	8 178	6 728	7 586	9 118	92,5%	20,2%
91.3.3 1st inst courts_Resolved cases_Non litigious cases (2.1+2.2+2.3)			NAP	NAP	NAP	2 912	3 279	3 597	3 058	4 168	2 603	-	-37,5%
91.3.4 1st inst courts_Resolved cases_General civil (and commercial) non-litigious cases	NAP	NAP	NAP	NAP	NAP	2 912	3 279	3 597	3 058	4 168	2 603	-	-37,5%
91.3.5 1st inst courts_Resolved cases_Registry cases (2.2.1+2.2.2+2.2.3)			NAP	NAP	NAP	NAP	NAP	NAP	NAP	NAP	NAP	-	-
91.3.6 1st inst courts_Resolved cases_Non litigious land registry cases	NAP	NAP	NAP	NAP	NAP	NAP	NAP	NAP	NAP	NAP	NAP	-	-
91.3.7 1st inst courts_Resolved cases_Non-litigious business registry cases	NAP	NAP	NAP	NAP	NAP	NAP	NAP	NAP	NAP	NAP	NAP	-	-
91.3.8 1st inst courts_Resolved cases_Other registry cases			NAP	NAP	NAP	NAP	NAP	NAP	NAP	NAP	NAP	-	-
91.3.9 1st inst courts_Resolved cases_Other non-litigious cases			NAP	NAP	NAP	NAP	NAP	NAP	NAP	NAP	NAP	-	-
91.3.10 1st inst courts_Resolved cases_Administrative law cases	139	135	177	308	103	119	134	157	137	105	134	-3,6%	27,6%

Malta

(2012-2022) data tables

Question	2012	2013	2014	2015	2016	2017	2018	2019	2020	2021	2022	Variations for quantitative questions	
												2012-2022	2021-2022
91.3.11 1st inst courts_Resolved cases_Other cases (e.g. insolvency registry cases)	NAP	NAP	NAP	NAP	NAP	NAP	NAP	NAP	NAP	NAP	NAP	-	-
91.4.1 1st inst courts_Pending cases on 31 Dec. Total of other than criminal law cases (1+2+3+4)	9 437	9 614	10 568	9 459	8 843	9 492	10 138	11 243	11 242	11 378	13 112	38,9%	15,2%
91.4.2 1st inst courts_Pending cases on 31 Dec. Civil (and commercial) litigious cases	8 882	8 861	9 885	9 041	8 430	8 856	9 727	10 429	10 147	10 986	12 260	38,0%	11,6%
91.4.3 1st inst courts_Pending cases on 31 Dec. Non litigious cases (2.1+2.2+2.3)			NAP	NAP	NAP	262	23	453	748	-	455	-	-
91.4.4 1st inst courts_Pending cases on 31 Dec. General civil (and commercial) non-litigious cases	NAP	NAP	NAP	NAP	NAP	262	23	453	748	-	455	-	-
91.4.5 1st inst courts_Pending cases on 31 Dec. Registry cases (2.2.1+2.2.2+2.2.3)			NAP	NAP	NAP	NAP	NAP	NAP	NAP	NAP	NAP	-	-
91.4.6 1st inst courts_Pending cases on 31 Dec. Non litigious land registry cases	NAP	NAP	NAP	NAP	NAP	NAP	NAP	NAP	NAP	NAP	NAP	-	-
91.4.7 1st inst courts_Pending cases on 31 Dec. Non-litigious business registry cases	NAP	NAP	NAP	NAP	NAP	NAP	NAP	NAP	NAP	NAP	NAP	-	-
91.4.8 1st inst courts_Pending cases on 31 Dec. Other registry cases			NAP	NAP	NAP	NAP	NAP	NAP	NAP	NAP	NAP	-	-
91.4.9 1st inst courts_Pending cases on 31 Dec. Other non-litigious cases			NAP	NAP	NAP	NAP	NAP	NAP	NAP	NAP	NAP	-	-
91.4.10 1st inst courts_Pending cases on 31 Dec. Administrative law cases	555	753	683	418	413	374	388	361	347	390	397	-28,5%	1,8%
91.4.11 1st inst courts_Pending cases on 31 Dec. Other cases (e.g. insolvency registry cases)	NAP	NAP	NAP	NAP	NAP	NAP	NAP	NAP	NAP	NAP	NAP	-	-

Clearance rate and Disposition time for first instance other than criminal cases (Q91)

CR Total of other than criminal law cases	108,2%	104,1%	102,2%	110,5%	107,4%	95,8%	97,1%	91,3%	90,9%	89,2%	86,8%	(21,35)	(2,41)
CR Civil (and commercial) litigious cases	113,8%	109,6%	101,3%	107,3%	107,3%	97,0%	93,4%	91,8%	90,5%	78,1%	87,2%	(26,62)	9,14
CR Non litigious cases (2.1+2.2+2.3)	-	-	NAP	NAP	NAP	91,7%	107,9%	89,3%	91,2%	121,9%	85,1%	-	(36,75)
CR General civil (and commercial) non-litigious cases	NAP	NAP	NAP	NAP	NAP	91,7%	107,9%	89,3%	91,2%	121,9%	85,1%	-	(36,75)
CR Registry cases (2.2.1+2.2.2+2.2.3)	-	-	NAP	NAP	NAP	NAP	NAP	NAP	NAP	NAP	NAP	-	-
CR Non litigious land registry cases	NAP	NAP	NAP	NAP	NAP	NAP	NAP	NAP	NAP	NAP	NAP	-	-
CR Non-litigious business registry cases	NAP	NAP	NAP	NAP	NAP	NAP	NAP	NAP	NAP	NAP	NAP	-	-
CR Other registry cases	-	-	NAP	NAP	NAP	NAP	NAP	NAP	NAP	NAP	NAP	-	-
CR Other non-litigious cases	-	-	NAP	NAP	NAP	NAP	NAP	NAP	NAP	NAP	NAP	-	-
CR Administrative law cases	40,2%	40,1%	148,7%	410,7%	114,4%	146,9%	91,2%	120,8%	106,2%	69,5%	95,0%	54,86	25,50
CR Other cases (e.g. insolvency registry cases)	NAP	NAP	NAP	NAP	NAP	NAP	NAP	NAP	NAP	NAP	NAP	-	-

Malta

(2012-2022) data tables

Question	2012	2013	2014	2015	2016	2017	2018	2019	2020	2021	2022	Variations for quantitative questions	
												2012-2022	2021-2022
DT Total of other than criminal law cases	707	789	558	447	446	331	322	344	414	350	404	-42,9%	15,3%
DT Civil (and commercial) litigious cases	685	750	536	445	432	435	440	465	550	529	491	-28,3%	-7,2%
DT Non litigious cases (2.1+2.2+2.3)	-	-	NAP	NAP	NAP	33	3	46	89	-	64	-	-
DT General civil (and commercial) non-litigious cases	NAP	NAP	NAP	NAP	NAP	33	3	46	89	-	64	-	-
DT Registry cases (2.2.1+2.2.2+2.2.3)	-	-	NAP	NAP	NAP	NAP	NAP	NAP	NAP	NAP	NAP	-	-
DT Non litigious land registry cases	NAP	NAP	NAP	NAP	NAP	NAP	NAP	NAP	NAP	NAP	NAP	-	-
DT Non-litigious business registry cases	NAP	NAP	NAP	NAP	NAP	NAP	NAP	NAP	NAP	NAP	NAP	-	-
DT Other registry cases	-	-	NAP	NAP	NAP	NAP	NAP	NAP	NAP	NAP	NAP	-	-
DT Other non-litigious cases	-	-	NAP	NAP	NAP	NAP	NAP	NAP	NAP	NAP	NAP	-	-
DT Administrative law cases	1457	2036	1408	495	1464	1147	1057	839	924	1356	1081	-25,8%	-20,2%
DT Other cases (e.g. insolvency registry cases)	NAP	NAP	NAP	NAP	NAP	NAP	NAP	NAP	NAP	NAP	NAP	-	-

Second instance other than criminal cases (Q97)

97.1.1 2nd inst courts_Pending cases on 1 Jan. Total of other than criminal law cases (1+2+3+4)				1 945	NA	1 922	1 797	1 951	1 870	1 760	1 576	-	-10,5%
97.1.2 2nd inst courts_Pending cases on 1 Jan. Civil (and commercial) litigious cases				1 945	2 015	1 922	1 797	1 951	1 870	1 760	1 576	-	-10,5%
97.1.3 2nd inst courts_Pending cases on 1 Jan. Non litigious cases (2.1+2.2+2.3)				NAP	NA	NAP	NAP	NAP	NAP	NAP	NAP	-	-
97.1.4 2nd inst courts_Pending cases on 1 Jan. General civil (and commercial) non-litigious cases				NAP	NAP	NAP	NAP	NAP	NAP	NAP	NAP	-	-
97.1.5 2nd inst courts_Pending cases on 1 Jan. Registry cases (2.2.1+2.2.2+2.2.3)				NAP	NA	NAP	NAP	NAP	NAP	NAP	NAP	-	-
97.1.6 2nd inst courts_Pending cases on 1 Jan. Non litigious land registry cases				NAP	NAP	NAP	NAP	NAP	NAP	NAP	NAP	-	-
97.1.7 2nd inst courts_Pending cases on 1 Jan. Non-litigious business registry cases				NAP	NAP	NAP	NAP	NAP	NAP	NAP	NAP	-	-
97.1.8 2nd inst courts_Pending cases on 1 Jan. Other registry cases				NAP	NA	NAP	NAP	NAP	NAP	NAP	NAP	-	-
97.1.9 2nd inst courts_Pending cases on 1 Jan. Other non-litigious cases				NAP	NAP	NAP	NAP	NAP	NAP	NAP	NAP	-	-
97.1.10 2nd inst courts_Pending cases on 1 Jan. Administrative law cases				NA	NA	NA	NA	NA	NA	NA	NA	-	-
97.1.11 2nd inst courts_Pending cases on 1 Jan. Other cases				NAP	NA	NA	NAP	NAP	NAP	NAP	NAP	-	-

Malta

(2012-2022) data tables

Question	2012	2013	2014	2015	2016	2017	2018	2019	2020	2021	2022	Variations for quantitative questions	
												2012-2022	2021-2022
97.2.1 2nd inst courts_Incoming cases_Total of other than criminal law cases (1+2+3+4)				772	NA	701	796	694	571	831	1 128	-	35,7%
97.2.2 2nd inst courts_Incoming cases_Civil (and commercial) litigious cases				772	867	701	796	694	571	831	1 128	-	35,7%
97.2.3 2nd inst courts_Incoming cases_Non litigious cases (2.1+2.2+2.3)				NAP	NA	NAP	NAP	NAP	NAP	NAP	NAP	-	-
97.2.4 2nd inst courts_Incoming cases_General civil (and commercial) non-litigious cases				NAP	NAP	NAP	NAP	NAP	NAP	NAP	NAP	-	-
97.2.5 2nd inst courts_Incoming cases_Registry cases (2.2.1+2.2.2+2.2.3)				NAP	NA	NAP	NAP	NAP	NAP	NAP	NAP	-	-
97.2.6 2nd inst courts_Incoming cases_Non litigious land registry cases				NAP	NAP	NAP	NAP	NAP	NAP	NAP	NAP	-	-
97.2.7 2nd inst courts_Incoming cases_Non-litigious business registry cases				NAP	NAP	NAP	NAP	NAP	NAP	NAP	NAP	-	-
97.2.8 2nd inst courts_Incoming cases_Other registry cases				NAP	NA	NAP	NAP	NAP	NAP	NAP	NAP	-	-
97.2.9 2nd inst courts_Incoming cases_Other non-litigious cases				NAP	NAP	NAP	NAP	NAP	NAP	NAP	NAP	-	-
97.2.10 2nd inst courts_Incoming cases_Administrative law cases				NA	NA	NA	NA	NA	NA	NA	NA	-	-
97.2.11 2nd inst courts_Incoming cases_Other cases				NAP	NA	NA	NAP	NAP	NAP	NAP	NAP	-	-
97.3.1 2nd inst courts_Resolved cases_Total of other than criminal law cases (1+2+3+4)				738	NA	824	636	780	741	1 014	1 078	-	6,3%
97.3.2 2nd inst courts_Resolved cases_Civil (and commercial) litigious cases				738	917	824	636	780	741	1 014	1 078	-	6,3%
97.3.3 2nd inst courts_Resolved cases_Non litigious cases (2.1+2.2+2.3)				NAP	NA	NAP	NAP	NAP	NAP	NAP	NAP	-	-
97.3.4 2nd inst courts_Resolved cases_General civil (and commercial) non-litigious cases				NAP	NAP	NAP	NAP	NAP	NAP	NAP	NAP	-	-
97.3.5 2nd inst courts_Resolved cases_Registry cases (2.2.1+2.2.2+2.2.3)				NAP	NA	NAP	NAP	NAP	NAP	NAP	NAP	-	-
97.3.6 2nd inst courts_Resolved cases_Non litigious land registry cases				NAP	NAP	NAP	NAP	NAP	NAP	NAP	NAP	-	-
97.3.7 2nd inst courts_Resolved cases_Non-litigious business registry cases				NAP	NAP	NAP	NAP	NAP	NAP	NAP	NAP	-	-
97.3.8 2nd inst courts_Resolved cases_Other registry cases				NAP	NA	NAP	NAP	NAP	NAP	NAP	NAP	-	-
97.3.9 2nd inst courts_Resolved cases_Other non-litigious cases				NAP	NAP	NAP	NAP	NAP	NAP	NAP	NAP	-	-
97.3.10 2nd inst courts_Resolved cases_Administrative law cases				NA	NA	NA	NA	NA	NA	NA	NA	-	-
97.3.11 2nd inst courts_Resolved cases_Other cases				NAP	NA	NA	NAP	NAP	NAP	NAP	NAP	-	-
97.4.1 2nd inst courts_Pending cases on 31 Dec. Total of other than criminal law cases (1+2+3+4)				1 968	NA	1 797	1 951	1 870	1 701	1 576	1 662	-	5,5%
97.4.2 2nd inst courts_Pending cases on 31 Dec. Civil (and commercial) litigious cases				1 968	1 968	1 797	1 951	1 870	1 701	1 576	1 662	-	5,5%

Malta

(2012-2022) data tables

Question	2012	2013	2014	2015	2016	2017	2018	2019	2020	2021	2022	Variations for quantitative questions	
												2012-2022	2021-2022
97.4.3 2nd inst courts_Pending cases on 31 Dec. Non litigious cases (2.1+2.2+2.3)				NAP	NA	NAP	NAP	NAP	NAP	NAP	NAP	-	-
97.4.4 2nd inst courts_Pending cases on 31 Dec. General civil (and commercial) non-litigious cases				NAP	NAP	NAP	NAP	NAP	NAP	NAP	NAP	-	-
97.4.5 2nd inst courts_Pending cases on 31 Dec. Registry cases (2.2.1+2.2.2+2.2.3)				NAP	NA	NAP	NAP	NAP	NAP	NAP	NAP	-	-
97.4.6 2nd inst courts_Pending cases on 31 Dec. Non litigious land registry cases				NAP	NAP	NAP	NAP	NAP	NAP	NAP	NAP	-	-
97.4.7 2nd inst courts_Pending cases on 31 Dec. Non-litigious business registry cases				NAP	NAP	NAP	NAP	NAP	NAP	NAP	NAP	-	-
97.4.8 2nd inst courts_Pending cases on 31 Dec. Other registry cases				NAP	NA	NAP	NAP	NAP	NAP	NAP	NAP	-	-
97.4.9 2nd inst courts_Pending cases on 31 Dec. Other non-litigious cases				NAP	NAP	NAP	NAP	NAP	NAP	NAP	NAP	-	-
97.4.10 2nd inst courts_Pending cases on 31 Dec. Administrative law cases				NA	NA	NA	NA	NA	NA	NA	NA	-	-
97.4.11 2nd inst courts_Pending cases on 31 Dec. Other cases				NAP	NA	NA	NAP	NAP	NAP	NAP	NAP	-	-
97.5.1 2nd inst courts_Pending more than 2 years - Total of other than criminal law cases (1+2+3+4)				-	1 657	758	889	973	908	1 277	1 173	-	-8,1%
97.5.2 2nd inst courts_Pending more than 2 years - Civil (and commercial) litigious cases				-	1 657	758	889	973	908	1 277	1 173	-	-8,1%
97.5.10 2nd inst courts_Pending more than 2 years - Administrative law cases				-	NAP	NA	NA	NA	NA	NA	NA	-	-

Clearance rate and disposition time for second instance other than criminal law cases (Q97)

CR Total of other than criminal law cases				95,6%	NA	117,5%	79,9%	112,4%	129,8%	122,0%	95,6%	-	(26,45)
CR Civil (and commercial) litigious cases				95,6%	105,8%	117,5%	79,9%	112,4%	129,8%	122,0%	95,6%	-	(26,45)
CR Non litigious cases (2.1+2.2+2.3)				NAP	NA	NAP	NAP	NAP	NAP	NAP	NAP	-	-
CR General civil (and commercial) non-litigious cases				NAP	NAP	NAP	NAP	NAP	NAP	NAP	NAP	-	-
CR Registry cases (2.2.1+2.2.2+2.2.3)				NAP	NA	NAP	NAP	NAP	NAP	NAP	NAP	-	-
CR Non litigious land registry cases				NAP	NAP	NAP	NAP	NAP	NAP	NAP	NAP	-	-
CR Non-litigious business registry cases				NAP	NAP	NAP	NAP	NAP	NAP	NAP	NAP	-	-
CR Other registry cases				NAP	NA	NAP	NAP	NAP	NAP	NAP	NAP	-	-
CR Other non-litigious cases				NAP	NAP	NAP	NAP	NAP	NAP	NAP	NAP	-	-
CR Administrative law cases				NA	NA	NA	NA	NA	NA	NA	NA	-	-
CR Other cases (e.g. insolvency registry cases)				NAP	NA	NA	NAP	NAP	NAP	NAP	NAP	-	-

Malta

(2012-2022) data tables

Question	2012	2013	2014	2015	2016	2017	2018	2019	2020	2021	2022	Variations for quantitative questions	
												2012-2022	2021-2022
DT Total of other than criminal law cases				973	NA	796	1120	875	838	567	563	-	-0,8%
DT Civil (and commercial) litigious cases				973	783	796	1120	875	838	567	563	-	-0,8%
DT Non litigious cases (2.1+2.2+2.3)				NAP	NA	NAP	NAP	NAP	NAP	NAP	NAP	-	-
DT General civil (and commercial) non-litigious cases				NAP	NAP	NAP	NAP	NAP	NAP	NAP	NAP	-	-
DT Registry cases (2.2.1+2.2.2+2.2.3)				NAP	NA	NAP	NAP	NAP	NAP	NAP	NAP	-	-
DT Non litigious land registry cases				NAP	NAP	NAP	NAP	NAP	NAP	NAP	NAP	-	-
DT Non-litigious business registry cases				NAP	NAP	NAP	NAP	NAP	NAP	NAP	NAP	-	-
DT Other registry cases				NAP	NA	NAP	NAP	NAP	NAP	NAP	NAP	-	-
DT Other non-litigious cases				NAP	NAP	NAP	NAP	NAP	NAP	NAP	NAP	-	-
DT Administrative law cases				NA	NA	NA	NA	NA	NA	NA	NA	-	-
DT Other cases (e.g. insolvency registry cases)				NAP	NA	NA	NAP	NAP	NAP	NAP	NAP	-	-
Supreme courts' other than criminal law cases (Q99)													
99.1.1 High inst courts_Pending cases on 1 Jan. Total of other than criminal law cases (1+2+3+4)				NAP	NAP	NAP	NAP	NAP	NAP	NAP	NAP	-	-
99.1.2 High inst courts_Pending cases on 1 Jan. Civil (and commercial) litigious cases				NAP	NAP	NAP	NAP	NAP	NAP	NAP	NAP	-	-
99.1.3 High inst courts_Pending cases on 1 Jan. Non litigious cases (2.1+2.2+2.3)				NAP	NAP	NAP	NAP	NAP	NAP	NAP	NAP	-	-
99.1.4 High inst courts_Pending cases on 1 Jan. General civil (and commercial) non-litigious cases				NAP	NAP	NAP	NAP	NAP	NAP	NAP	NAP	-	-
99.1.5 High inst courts_Pending cases on 1 Jan. Registry cases (2.2.1+2.2.2+2.2.3)				NAP	NAP	NAP	NAP	NAP	NAP	NAP	NAP	-	-
99.1.6 High inst courts_Pending cases on 1 Jan. Non litigious land registry cases				NAP	NAP	NAP	NAP	NAP	NAP	NAP	NAP	-	-
99.1.7 High inst courts_Pending cases on 1 Jan. Non-litigious business registry cases				NAP	NAP	NAP	NAP	NAP	NAP	NAP	NAP	-	-
99.1.8 High inst courts_Pending cases on 1 Jan. Other registry cases				NAP	NAP	NAP	NAP	NAP	NAP	NAP	NAP	-	-
99.1.9 High inst courts_Pending cases on 1 Jan. Other non-litigious cases				NAP	NAP	NAP	NAP	NAP	NAP	NAP	NAP	-	-
99.1.10 High inst courts_Pending cases on 1 Jan. Administrative law cases				NAP	NAP	NAP	NAP	NAP	NAP	NAP	NAP	-	-
99.1.11 High inst courts_Pending cases on 1 Jan. Other cases (e.g. insolvency registry cases)				NAP	NAP	NAP	NAP	NAP	NAP	NAP	NAP	-	-
99.2.1 High inst courts_Incoming cases_Total of other than criminal law cases (1+2+3+4)				NAP	NAP	NAP	NAP	NAP	NAP	NAP	NAP	-	-

Malta

(2012-2022) data tables

Question	2012	2013	2014	2015	2016	2017	2018	2019	2020	2021	2022	Variations for quantitative questions	
												2012-2022	2021-2022
99.2.2 High inst courts_Incoming cases_Civil (and commercial) litigious cases				NAP	NAP	NAP	NAP	NAP	NAP	NAP	NAP	-	-
99.2.3 High inst courts_Incoming cases_Non litigious cases (2.1+2.2+2.3)				NAP	NAP	NAP	NAP	NAP	NAP	NAP	NAP	-	-
99.2.4 High inst courts_Incoming cases_General civil (and commercial) non-litigious cases				NAP	NAP	NAP	NAP	NAP	NAP	NAP	NAP	-	-
99.2.5 High inst courts_Incoming cases_Registry cases (2.2.1+2.2.2+2.2.3)				NAP	NAP	NAP	NAP	NAP	NAP	NAP	NAP	-	-
99.2.6 High inst courts_Incoming cases_Non litigious land registry cases				NAP	NAP	NAP	NAP	NAP	NAP	NAP	NAP	-	-
99.2.7 High inst courts_Incoming cases_Non-litigious business registry cases				NAP	NAP	NAP	NAP	NAP	NAP	NAP	NAP	-	-
99.2.8 High inst courts_Incoming cases_Other registry cases				NAP	NAP	NAP	NAP	NAP	NAP	NAP	NAP	-	-
99.2.9 High inst courts_Incoming cases_Other non-litigious cases				NAP	NAP	NAP	NAP	NAP	NAP	NAP	NAP	-	-
99.2.10 High inst courts_Incoming cases_Administrative law cases				NAP	NAP	NAP	NAP	NAP	NAP	NAP	NAP	-	-
99.2.11 High inst courts_Incoming cases_Other cases (e.g. insolvency registry cases)				NAP	NAP	NAP	NAP	NAP	NAP	NAP	NAP	-	-
99.3.1 High inst courts_Resolved cases_Total of other than criminal law cases (1+2+3+4)				NAP	NAP	NAP	NAP	NAP	NAP	NAP	NAP	-	-
99.3.2 High inst courts_Resolved cases_Civil (and commercial) litigious cases				NAP	NAP	NAP	NAP	NAP	NAP	NAP	NAP	-	-
99.3.3 High inst courts_Resolved cases_Non litigious cases (2.1+2.2+2.3)				NAP	NAP	NAP	NAP	NAP	NAP	NAP	NAP	-	-
99.3.4 High inst courts_Resolved cases_General civil (and commercial) non-litigious cases				NAP	NAP	NAP	NAP	NAP	NAP	NAP	NAP	-	-
99.3.5 High inst courts_Resolved cases_Registry cases (2.2.1+2.2.2+2.2.3)				NAP	NAP	NAP	NAP	NAP	NAP	NAP	NAP	-	-
99.3.6 High inst courts_Resolved cases_Non litigious land registry cases				NAP	NAP	NAP	NAP	NAP	NAP	NAP	NAP	-	-
99.3.7 High inst courts_Resolved cases_Non-litigious business registry cases				NAP	NAP	NAP	NAP	NAP	NAP	NAP	NAP	-	-
99.3.8 High inst courts_Resolved cases_Other registry cases				NAP	NAP	NAP	NAP	NAP	NAP	NAP	NAP	-	-
99.3.9 High inst courts_Resolved cases_Other non-litigious cases				NAP	NAP	NAP	NAP	NAP	NAP	NAP	NAP	-	-
99.3.10 High inst courts_Resolved cases_Administrative law cases				NAP	NAP	NAP	NAP	NAP	NAP	NAP	NAP	-	-
99.3.11 High inst courts_Resolved cases_Other cases (e.g. insolvency registry cases)				NAP	NAP	NAP	NAP	NAP	NAP	NAP	NAP	-	-
99.4.1 High inst courts_Pending cases on 31 Dec. Total of other than criminal law cases (1+2+3+4)				NAP	NAP	NAP	NAP	NAP	NAP	NAP	NAP	-	-
99.4.2 High inst courts_Pending cases on 31 Dec. Civil (and commercial) litigious cases				NAP	NAP	NAP	NAP	NAP	NAP	NAP	NAP	-	-
99.4.3 High inst courts_Pending cases on 31 Dec. Non litigious cases (2.1+2.2+2.3)				NAP	NAP	NAP	NAP	NAP	NAP	NAP	NAP	-	-

Malta

(2012-2022) data tables

Question	2012	2013	2014	2015	2016	2017	2018	2019	2020	2021	2022	Variations for quantitative questions	
												2012-2022	2021-2022
99.4.4 High inst courts_Pending cases on 31 Dec. General civil (and commercial) non-litigious cases				NAP	NAP	NAP	NAP	NAP	NAP	NAP	NAP	-	-
99.4.5 High inst courts_Pending cases on 31 Dec. Registry cases (2.2.1+2.2.2+2.2.3)				NAP	NAP	NAP	NAP	NAP	NAP	NAP	NAP	-	-
99.4.6 High inst courts_Pending cases on 31 Dec. Non litigious land registry cases				NAP	NAP	NAP	NAP	NAP	NAP	NAP	NAP	-	-
99.4.7 High inst courts_Pending cases on 31 Dec. Non-litigious business registry cases				NAP	NAP	NAP	NAP	NAP	NAP	NAP	NAP	-	-
99.4.8 High inst courts_Pending cases on 31 Dec. Other registry cases				NAP	NAP	NAP	NAP	NAP	NAP	NAP	NAP	-	-
99.4.9 High inst courts_Pending cases on 31 Dec. Other non-litigious cases				NAP	NAP	NAP	NAP	NAP	NAP	NAP	NAP	-	-
99.4.10 High inst courts_Pending cases on 31 Dec. Administrative law cases				NAP	NAP	NAP	NAP	NAP	NAP	NAP	NAP	-	-
99.4.11 High inst courts_Pending cases on 31 Dec. Other cases (e.g. insolvency registry cases)				NAP	NAP	NAP	NAP	NAP	NAP	NAP	NAP	-	-
99.5.1 High inst courts_Pending more than 2 years - Total of other than criminal law cases (1+2+3+4)				-	NAP	NAP	NAP	NAP	NAP	NAP	NAP	-	-
99.5.2 High inst courts_Pending more than 2 years - Civil (and commercial) litigious cases				-	NAP	NAP	NAP	NAP	NAP	NAP	NAP	-	-
99.5.10 High inst courts_Pending more than 2 years - Administrative law cases				-	NAP	NAP	NAP	NAP	NAP	NAP	NAP	-	-
Clearance rate and disposition time for Supreme courts' other than criminal law cases (Q97)													
CR Total of other than criminal law cases				NAP	NAP	NAP	NAP	NAP	NAP	NAP	NAP	-	-
CR Civil (and commercial) litigious cases				NAP	NAP	NAP	NAP	NAP	NAP	NAP	NAP	-	-
CR Non litigious cases (2.1+2.2+2.3)				NAP	NAP	NAP	NAP	NAP	NAP	NAP	NAP	-	-
CR General civil (and commercial) non-litigious cases				NAP	NAP	NAP	NAP	NAP	NAP	NAP	NAP	-	-
CR Registry cases (2.2.1+2.2.2+2.2.3)				NAP	NAP	NAP	NAP	NAP	NAP	NAP	NAP	-	-
CR Non litigious land registry cases				NAP	NAP	NAP	NAP	NAP	NAP	NAP	NAP	-	-
CR Non-litigious business registry cases				NAP	NAP	NAP	NAP	NAP	NAP	NAP	NAP	-	-
CR Other registry cases				NAP	NAP	NAP	NAP	NAP	NAP	NAP	NAP	-	-
CR Other non-litigious cases				NAP	NAP	NAP	NAP	NAP	NAP	NAP	NAP	-	-
CR Administrative law cases				NAP	NAP	NAP	NAP	NAP	NAP	NAP	NAP	-	-
CR Other cases (e.g. insolvency registry cases)				NAP	NAP	NAP	NAP	NAP	NAP	NAP	NAP	-	-
DT Total of other than criminal law cases				NAP	NAP	NAP	NAP	NAP	NAP	NAP	NAP	-	-

Malta

(2012-2022) data tables

Question	2012	2013	2014	2015	2016	2017	2018	2019	2020	2021	2022	Variations for quantitative questions	
												2012-2022	2021-2022
DT Civil (and commercial) litigious cases				NAP	NAP	NAP	NAP	NAP	NAP	NAP	NAP	-	-
DT Non litigious cases (2.1+2.2+2.3)				NAP	NAP	NAP	NAP	NAP	NAP	NAP	NAP	-	-
DT General civil (and commercial) non-litigious cases				NAP	NAP	NAP	NAP	NAP	NAP	NAP	NAP	-	-
DT Registry cases (2.2.1+2.2.2+2.2.3)				NAP	NAP	NAP	NAP	NAP	NAP	NAP	NAP	-	-
DT Non litigious land registry cases				NAP	NAP	NAP	NAP	NAP	NAP	NAP	NAP	-	-
DT Non-litigious business registry cases				NAP	NAP	NAP	NAP	NAP	NAP	NAP	NAP	-	-
DT Other registry cases				NAP	NAP	NAP	NAP	NAP	NAP	NAP	NAP	-	-
DT Other non-litigious cases				NAP	NAP	NAP	NAP	NAP	NAP	NAP	NAP	-	-
DT Administrative law cases				NAP	NAP	NAP	NAP	NAP	NAP	NAP	NAP	-	-
DT Other cases (e.g. insolvency registry cases)				NAP	NAP	NAP	NAP	NAP	NAP	NAP	NAP	-	-

First instance criminal law cases (Q94)

094.1.1 Total - pending 1 Jan									11 899	15 883	15 806	-	-0,5%
094.1.2 Severe cases - pending 1 Jan									NA	NA	89	-	-
094.1.3 Misdemeanour cases - pending 1 Jan									NA	NA	15 717	-	-
094.1.4 Other - pending 1 Jan									NA	NA	NA	-	-
094.2.1 Total -incoming									11 086	11 628	12 317	-	5,9%
094.2.2 Severe cases - incoming									NA	NA	39	-	-
094.2.3 Misdemeanour cases - incoming									NA	NA	12 278	-	-
094.2.4 Other - incoming									NA	NA	NA	-	-
094.3.1 Total - resolved									7 321	10 195	11 430	-	12,1%
094.3.2 Severe cases -resolved									NA	NA	15	-	-
094.3.3 Misdemeanour cases - resolved									NA	NA	11 415	-	-
094.3.4 Other - resolved									NA	NA	NA	-	-
094.4.1 Total - pending 31 Dec									15 883	15 806	16 499	-	4,4%

Malta

(2012-2022) data tables

Question	2012	2013	2014	2015	2016	2017	2018	2019	2020	2021	2022	Variations for quantitative questions	
												2012-2022	2021-2022
094.4.2 Severe cases - pending 31 Dec									NA	NA	103	-	-
094.4.3 Misdemeanour cases - pending 31 Dec									NA	NA	16 396	-	-
094.4.4 Other - pending 31 Dec									NA	NA	NA	-	-
094.5.1 Total - pending more than 2 years									NA	NA	NA	-	-
094.5.2 Severe cases - pending more than 2 years									NA	NA	NA	-	-
094.5.3 Misdemeanour cases - pending more than 2 years									NA	NA	NA	-	-
094.5.4 Other - pending more than 2 years									NA	NA	NA	-	-

Clearance rate and disposition time for first instance criminal law cases (Q94)

CR of Total									66%	88%	93%	-	5,1
CR of Severe cases									NA	NA	38%	-	-
CR of Misdemeanour cases									NA	NA	93%	-	-
CR of Other									NA	NA	NA	-	-
DT of Total									792	566	527	-	-6,9%
DT of Severe cases									NA	NA	2506	-	-
DT of Misdemeanour cases									NA	NA	524	-	-
DT of Other									NA	NA	NA	-	-

Second instance criminal law cases (Q98)

098.1.1 Total - pending 1 Jan									843	691	723	-	4,6%
098.1.2 Severe cases - pending 1 Jan									NA	NA	NA	-	-
098.1.3 Misdemeanour cases - pending 1 Jan									NA	NA	NA	-	-
098.1.4 Other - pending 1 Jan									NA	NA	NA	-	-
098.2.1 Total -incoming									311	515	561	-	8,9%
098.2.2 Severe cases - incoming									NA	NA	NA	-	-

Malta

(2012-2022) data tables

Question	2012	2013	2014	2015	2016	2017	2018	2019	2020	2021	2022	Variations for quantitative questions	
												2012-2022	2021-2022
098.2.3 Misdemeanour cases - incoming									NA	NA	NA	-	-
098.2.4 Other - incoming									NA	NA	NA	-	-
098.3.1 Total - resolved									463	487	508	-	4,3%
098.3.2 Severe cases -resolved									NA	NA	NA	-	-
098.3.3 Misdemeanour cases - resolved									NA	NA	NA	-	-
098.3.4 Other - resolved									NA	NA	NA	-	-
098.4.1 Total - pending 31 Dec									691	723	767	-	6,1%
098.4.2 Severe cases - pending 31 Dec									NA	NA	NA	-	-
098.4.3 Misdemeanour cases - pending 31 Dec									NA	NA	NA	-	-
098.4.4 Other - pending 31 Dec									NA	NA	NA	-	-
098.5.1 Total - pending more then 2 years									NA	NA	NA	-	-
098.5.2 Severe cases - pending more then 2 years									NA	NA	NA	-	-
098.5.3 Misdemeanour cases - pending more then 2 years									NA	NA	NA	-	-
098.5.4 Other - pending more then 2 years									NA	NA	NA	-	-

Clearance rate and disposition time for second instance criminal law cases (Q98)

CR of Total									148,9%	94,6%	90,6%	-	(4,24)
CR o2 Severe cases									NA	NA	NA	-	-
CR of Misdemeanour cases									NA	NA	NA	-	-
CR of Other									NA	NA	NA	-	-
DT of Total									545	542	551	-	1,7%
DT of Severe cases									NA	NA	NA	-	-
DT of Misdemeanour cases									NA	NA	NA	-	-
DT of Other									NA	NA	NA	-	-

Supreme courts' criminal law cases (Q100)

Malta

(2012-2022) data tables

Question	2012	2013	2014	2015	2016	2017	2018	2019	2020	2021	2022	Variations for quantitative questions	
												2012-2022	2021-2022
100.1.1 Total - pending 1 Jan									NAP	NAP	NAP	-	-
100.1.2 Severe cases - pending 1 Jan									NAP	NAP	NAP	-	-
100.1.3 Misdemeanour cases - pending 1 Jan									NAP	NAP	NAP	-	-
100.1.4 Other - pending 1 Jan									NAP	NAP	NAP	-	-
100.2.1 Total -incoming									NAP	NAP	NAP	-	-
100.2.2 Severe cases - incoming									NAP	NAP	NAP	-	-
100.2.3 Misdemeanour cases - incoming									NAP	NAP	NAP	-	-
100.2.4 Other - incoming									NAP	NAP	NAP	-	-
100.3.1 Total - resolved									NAP	NAP	NAP	-	-
100.3.2 Severe cases -resolved									NAP	NAP	NAP	-	-
100.3.3 Misdemeanour cases - resolved									NAP	NAP	NAP	-	-
100.3.4 Other - resolved									NAP	NAP	NAP	-	-
100.4.1 Total - pending 31 Dec									NAP	NAP	NAP	-	-
100.4.2 Severe cases - pending 31 Dec									NAP	NAP	NAP	-	-
100.4.3 Misdemeanour cases - pending 31 Dec									NAP	NAP	NAP	-	-
100.4.4 Other - pending 31 Dec									NAP	NAP	NAP	-	-
100.5.1 Total - pending more then 2 years									NAP	NAP	NAP	-	-
100.5.2 Severe cases - pending more then 2 years									NAP	NAP	NAP	-	-
100.5.3 Misdemeanour cases - pending more then 2 years									NAP	NAP	NAP	-	-
100.5.4 Other - pending more then 2 years									NAP	NAP	NAP	-	-
Clearance rate and disposition time for supreme courts' criminal law cases (Q100)													
CR of Total									NAP	NAP	NAP	-	-
CR of Severe cases									NAP	NAP	NAP	-	-
CR of Misdemeanour cases									NAP	NAP	NAP	-	-

Malta

(2012-2022) data tables

Question	2012	2013	2014	2015	2016	2017	2018	2019	2020	2021	2022	Variations for quantitative questions	
												2012-2022	2021-2022
CR of Other									NAP	NAP	NAP	-	-
DT of Total									NAP	NAP	NAP	-	-
DT of Severe cases									NAP	NAP	NAP	-	-
DT of Misdemeanour cases									NAP	NAP	NAP	-	-
DT of Other									NAP	NAP	NAP	-	-
Indicator 4: Public prosecution services													
(Q107, Q107-1, Q109)													
1. Pending cases on 1 Jan. ref. year									11 899	15 883	15 806	-	-0,5%
2. Incoming/received cases									NA	NA	NA	-	-
3. Processed cases (3.1 + 3.2 + 3.3 + 3.4)									NA	NA	NA	-	-
3.1. Discontinued during the reference year (3.1.1+3.1.2+3.1.3+3.1.4.)									NA	NA	NA	-	-
3.1.1 Discontinued by the public prosecutor because the offender could not be identified									NA	NA	NA	-	-
3.1.2 Discontinued by the public prosecutor due to the lack of an established offence or a specific legal situation									NA	NA	NA	-	-
3.1.3 Discontinued by the public prosecutor for reasons of opportunity									NA	NA	NA	-	-
3.1.4 Discontinued for other reasons									NA	NA	NA	-	-
3.2. Concluded by a penalty or a measure imposed or negotiated by the public prosecutor									NAP	NAP	NAP	-	-
3.3. Cases brought to court									11 086	11 624	12 317	-	6,0%
4. Pending cases on 31 Dec. ref. year									15 883	15 806	16 499	-	4,4%
Public prosecution: Ratio of processed cases with incoming cases									NA	NA	NA	-	-
Public prosecution: Ratio of pending cases with incoming cases									NA	NA	NA	-	-
Number of cases concluded with the guilty plea procedure - Total									NAP	NAP	NAP	-	-
Number of cases concluded with the guilty plea procedure - Total - Severe criminal cases									NAP	NAP	NAP	-	-

Malta

(2012-2022) data tables

Question	2012	2013	2014	2015	2016	2017	2018	2019	2020	2021	2022	Variations for quantitative questions		
												2012-2022	2021-2022	
Number of cases concluded with the guilty plea procedure - Total - Misdemeanour and / or minor criminal cases										NAP	NAP	NAP	-	-
Number of cases concluded with the guilty plea procedure - Before the main trial - Total										NAP	NAP	NAP	-	-
Number of cases concluded with the guilty plea procedure - Before the main trial - Severe criminal cases										NAP	NAP	NAP	-	-
Number of cases concluded with the guilty plea procedure - Before the main trial - Misdemeanour and / or minor criminal cases										NAP	NAP	NAP	-	-
Number of cases concluded with the guilty plea procedure - During the main trial - Total										NAP	NAP	NAP	-	-
Number of cases concluded with the guilty plea procedure - During the main trial - Severe criminal cases										NAP	NAP	NAP	-	-
Number of cases concluded with the guilty plea procedure - During the main trial - Misdemeanour and / or minor criminal cases										NAP	NAP	NAP	-	-
Budget of public prosecution services (Q13)														
Total approved annual public budget allocated to the public prosecution services in €	1 828 559 €	1 757 000 €	1 900 000 €	2 116 000 €	2 200 000 €	2 500 000 €	2 630 000 €	2 750 000 €	2 500 000 €	2 250 000 €	3 400 000 €	85,9%	51,11%	
Total implemented annual public budget allocated to the public prosecution services in €	-	-	NA	2 350 041 €	2 340 000 €	2 484 390 €	2 656 005 €	2 888 321 €	2 746 631 €	3 001 578 €	3 478 907 €	-	15,90%	
Approved annual public budget allocated to training of public prosecution services in € (included in the total)	-	-	-	-	-	-	NA	NA	NA	5 400 €	20 000 €	-	270,37%	
Implemented annual public budget allocated to training of public prosecution services in € (included in the total)	-	-	-	-	-	-	NA	NA	NA	26 552 €	5 722 €	-	-78,45%	

Indicator 5: Access to justice

System for compensating users

(Q37)

Number of requests for compensation	2012	2013	2014	2015	2016	2017	2018	2019	2020	2021	2022	2012-2022	2021-2022
037.1.1 Total									NAP	NAP	NAP	-	-

Malta

(2012-2022) data tables

Question	2012	2013	2014	2015	2016	2017	2018	2019	2020	2021	2022	Variations for quantitative questions	
												2012-2022	2021-2022
037.1.2 Excessive length of proceedings									NAP	NAP	NAP	-	-
037.1.3 Non-execution of court decisions									NAP	NAP	NAP	-	-
037.1.4 Wrongful arrest/detention									NAP	NA	NA	-	-
037.1.5 Wrongful conviction									NA	NA	NA	-	-
037.1.6 Other									NAP	NAP	NAP	-	-
Number of compensations granted													
037.2.1 Total									NAP	NAP	NAP	-	-
037.2.2 Excessive length of proceedings									NAP	NAP	NAP	-	-
037.2.3 Non-execution of court decisions									NAP	NAP	NAP	-	-
037.2.4 Wrongful arrest/detention									NAP	NA	NA	-	-
037.2.5 Wrongful conviction									NA	NA	NA	-	-
037.2.6 Other									NAP	NAP	NAP	-	-
Amount of compensations granted (in €)													
037.3.1 Total									NAP	NAP	NAP	-	-
037.3.2 Excessive length of proceedings									NAP	NAP	NAP	-	-
037.3.3 Non-execution of court decisions									NAP	NAP	NAP	-	-
037.3.4 Wrongful arrest/detention									NAP	NA	NA	-	-
037.3.5 Wrongful conviction									NA	NA	NA	-	-
037.3.6 Other									NAP	NAP	NAP	-	-

Indicator 6: The ICT tools of courts and for court users

(Q62-23, Q62-24, Q62-25, Q62-26)

Writing assistance tools													
062-23.1.1.1 Deployment rate in civil and/or commercial matter													25-50 %
062-23.1.2.1 Usage rate in civil and/or commercial matter													75-95 %

Malta

(2012-2022) data tables

Question	2012	2013	2014	2015	2016	2017	2018	2019	2020	2021	2022	Variations for quantitative questions	
												2012-2022	2021-2022
062-23.1.3.1 Deployment rate in administrative matter											25-50 %		
062-23.2.1.1 Usage rate in administrative matter											50-75 %		
062-23.2.2.1 Deployment rate in criminal matter											25-50 %		
062-23.2.3.1 Usage rate in criminal matter											50-75 %		
Features of the writing assistance tools													
Civil and/or commercial matter													
062-24.1.1.1 Templates											True		
062-24.1.1.2 Automatically generated text											False		
062-24.1.1.3 Automatically suggested decision											False		
062-24.1.1.4 Speech-to-text											False		
062-24.1.1.5 Electronic signature											False		
062-24.1.1.6 Other special functionality											False		
Administrative matter													
062-24.1.2.1 Templates											True		
062-24.1.2.2 Automatically generated text											False		
062-24.1.2.3 Automatically suggested decision											False		
062-24.1.2.4 Speech-to-text											False		
062-24.1.2.5 Electronic signature											False		
062-24.1.2.6 Other special functionality											False		
Criminal matter													
062-24.1.3.1 Templates											True		
062-24.1.3.2 Automatically generated text											False		
062-24.1.3.3 Automatically suggested decision											False		
062-24.1.3.4 Speech-to-text											False		

Malta

(2012-2022) data tables

Question	2012	2013	2014	2015	2016	2017	2018	2019	2020	2021	2022	Variations for quantitative questions		
												2012-2022	2021-2022	
062-24.1.3.5 Electronic signature											False			
062-24.1.3.6 Other special functionality											False			
Recording of court hearings														
062-25.1.1.1 Deployment rate in civil and/or commercial matter												95-100 %		
062-25.1.2.1 Usage rate in civil and/or commercial matter												95-100 %		
062-25.1.3.1 Deployment rate in administrative matter												95-100 %		
062-25.2.1.1 Usage rate in administrative matter												95-100 %		
062-25.2.2.1 Deployment rate in criminal matter												95-100 %		
062-25.2.3.1 Usage rate in criminal matter												95-100 %		
Features of the recording of court hearings														
Civil and/or commercial matter														
062-26.1.1.1 Audio recording												True		
062-26.1.1.2 Video recording												False		
062-26.1.1.3 Systematic recording for all hearings												False		
062-26.1.1.4 Automatically indexed recording												False		
062-26.1.1.5 Automatic transcript from recording												False		
062-26.1.1.6 Possibility to request a copy of the recording												False		
062-26.1.1.7 Other special functionality												False		
Administrative matter														
062-26.1.2.1 Audio recording												True		
062-26.1.2.2 Video recording												False		
062-26.1.2.3 Systematic recording for all hearings												False		
062-26.1.2.4 Automatically indexed recording												False		
062-26.1.2.5 Automatic transcript from recording												False		

Malta

(2012-2022) data tables

Question	2012	2013	2014	2015	2016	2017	2018	2019	2020	2021	2022	Variations for quantitative questions	
												2012-2022	2021-2022
062-26.1.2.6 Possibility to request a copy of the recording											False		
062-26.1.2.7 Other special functionality							-	-			False		
Criminal matter													
062-26.1.3.1 Audio recording											True		
062-26.1.3.2 Video recording											False		
062-26.1.3.3 Systematic recording for all hearings											False		
062-26.1.3.4 Automatically indexed recording											False		
062-26.1.3.5 Automatic transcript from recording											False		
062-26.1.3.6 Possibility to request a copy of the recording											False		
062-26.1.3.7 Other special functionality											False		

Indicator 7: Professionals of justice

(Q46, Q46-2, Q52, Q52-1, Q55, Q60, Q4, Q132, Q133, Q144, Q145, Q146)

46.1.1 Total Number of professional judges	40	42	41	42	45	43	45	43	42	47	47	17,5%	0,0%
46.1.2 Number of 1st inst professional judges	34	36	33	34	36	34	34	32	33	39	37	8,8%	-5,1%
46.1.3 Number of 2nd inst professional judges	6	6	8	8	9	9	11	11	9	8	10	66,7%	25,0%
46.1.4 Number of Supreme court professional judges	NAP	NAP	NAP	NAP	NAP	NAP	NAP	NAP	NAP	NAP	NAP	-	-
46.2.1 Number of professional judges_males	26	27	25	24	26	23	22	19	18	22	21	-19,2%	-4,5%
46.2.2 Number of 1st instance professional judges_males	20	21	18	17	18	15	14	10	11	15	13	-35,0%	-13,3%
46.2.3 Number of 2nd instance professional judges_males	6	6	7	7	8	8	8	9	7	7	8	33,3%	14,3%
46.2.4 Number of Supreme court professional judges_males	NAP	NAP	NAP	NAP	NAP	NAP	NAP	NAP	NAP	NAP	NAP	-	-
46.3.1 Number of professional judges_females	14	15	16	18	19	20	23	24	24	25	26	85,7%	4,0%
46.3.2 Number of 1st inst professional judges_females	14	15	15	17	18	19	20	22	22	24	24	71,4%	0,0%
46.3.3 Number of 2nd inst professional judges_females	-	-	1	1	1	1	3	2	2	1	2	-	100,0%
46.3.4 Number of Supreme court professional judges_females	NAP	NAP	NAP	NAP	NAP	NAP	NAP	NAP	NAP	NAP	NAP	-	-

Malta

(2012-2022) data tables

Question	2012	2013	2014	2015	2016	2017	2018	2019	2020	2021	2022	Variations for quantitative questions	
												2012-2022	2021-2022
046-2.1.1 Number of professional judges (FTE) - Total									42	47	47	-	0,0%
046-2.1.2 Professional judges of first instance (FTE) - Total									33	39	37	-	-5,1%
046-2.1.3 Professional judges of second instance (FTE) - Total									9	8	10	-	25,0%
046-2.1.4 Professional judges of supreme court (FTE) - Total									NAP	NAP	NAP	-	-
046-2.2.1 Number of professional judges (FTE) - Civil and commercial									22	22	26	-	18,2%
046-2.2.2 Professional judges of first instance (FTE) - Civil and commercial									17	17	20	-	17,6%
046-2.2.3 Professional judges of second instance (FTE) - Civil and commercial									5	5	6	-	20,0%
046-2.2.4 Professional judges of supreme court (FTE) - Civil and commercial									NAP	NAP	NAP	-	-
046-2.3.1 Number of professional judges (FTE) - Criminal									17	22	19	-	-13,6%
046-2.3.2 Professional judges of first instance (FTE) - Criminal									13	19	15	-	-21,1%
046-2.3.3 Professional judges of second instance (FTE) - Criminal									4	3	4	-	33,3%
046-2.3.4 Professional judges of supreme court (FTE) - Criminal									NAP	NAP	NAP	-	-
046-2.4.1 Number of professional judges (FTE) - Administrative									3	3	2	-	-33,3%
046-2.4.2 Professional judges of first instance (FTE) - Administrative									3	3	2	-	-33,3%
046-2.4.3 Professional judges of second instance (FTE) - Administrative									NA	NA	NA	-	-
046-2.4.4 Professional judges of supreme court (FTE) - Administrative									NAP	NAP	NAP	-	-
046-2.5.1 Number of professional judges (FTE) - Other									NAP	NAP	NAP	-	-
046-2.5.2 Professional judges of first instance (FTE) - Other									NAP	NAP	NAP	-	-
046-2.5.3 Professional judges of second instance (FTE) - Other									NAP	NAP	NAP	-	-
046-2.5.4 Professional judges of supreme court (FTE) - Other									NAP	NAP	NAP	-	-
52.1.1 Total Number of non judge staff who are working in courts	360	451	389	393	383	394	413	412	396	449	464	28,9%	3,3%
52.1.2 Number of Non judge staff (Rechtspfleger)	NAP	NAP	NAP	NAP	NAP	NAP	NAP	NAP	NAP	NAP	NAP	-	-
52.1.3 Number of Non-judge staff assisting the judges	213	156	231	239	227	231	247	262	246	277	298	39,9%	7,6%
52.1.4 Number of Staff in charge of administrative tasks	111	103	59	60	59	56	61	52	53	57	50	-55,0%	-12,3%

Malta

(2012-2022) data tables

Question	2012	2013	2014	2015	2016	2017	2018	2019	2020	2021	2022	Variations for quantitative questions	
												2012-2022	2021-2022
52.1.5 Number of Technical staff	8	8	9	5	7	9	9	6	4	8	12	50,0%	50,0%
52.1.6 Number of Other non judge staff	28	36	90	89	90	98	96	92	93	107	104	271,4%	-2,8%
52.2.1 Total Number of non judge staff who are working in courts(men)	NA	451	NA	187	180	177	183	172	166	208	203	-	-2,4%
52.2.2 Number of Non judge staff (Rechtspfleger)(men)	NAP	NAP	NAP	NAP	NAP	NAP	NAP	NAP	NAP	NAP	NAP	-	-
52.2.3 Number of Non-judge staff assisting the judges(men)	NA	156	73	73	69	64	69	69	64	84	92	-	9,5%
52.2.4 Number of Staff in charge of administrative tasks(men)	NA	103	NA	40	36	29	30	24	25	32	25	-	-21,9%
52.2.5 Number of Technical staff(men)	NA	8	9	5	7	9	9	6	4	7	7	-	0,0%
52.2.6 Number of Other non judge staff(men)	NA	36	70	69	68	75	75	73	73	85	79	-	-7,1%
52.3.1 Total Number of non judge staff who are working in courts(women)	NA	-	NA	206	203	217	230	240	230	241	261	-	8,3%
52.3.2 Number of Non judge staff (Rechtspfleger)(women)	NAP	NAP	NAP	NAP	NAP	NAP	NAP	NAP	NAP	NAP	NAP	-	-
52.3.3 Number of Non-judge staff assisting the judges(women)	NA	-	158	166	158	167	178	193	182	193	206	-	6,7%
52.3.4 Number of Staff in charge of administrative tasks(women)	NA	-	NA	20	23	27	31	28	28	25	25	-	0,0%
52.3.5 Number of Technical staff(women)	NA	-	-	-	-	-	-	-	-	1	5	-	400,0%
52.3.6 Number of Other non judge staff(women)	NA	-	20	20	22	23	21	19	20	22	25	-	13,6%
052-1.1.1 Non-judge staff (Total)									NA	NA	NA	-	-
052-1.1.2 Non-judge staff at first instance (total)									NA	NA	NA	-	-
052-1.1.3 Non-judge staff at second instance (total)									NA	NA	NA	-	-
052-1.1.4 Non-judge staff at Supreme court (total)									NA	NA	NA	-	-
052-1.2.1 Non-judge staff (Males)									NA	NA	NA	-	-
052-1.2.2 Non-judge staff at first instance (males)									NA	NA	NA	-	-
052-1.2.3 Non-judge staff at second instance (males)									NA	NA	NA	-	-
052-1.2.4 Non-judge staff at Supreme court (males)									NA	NA	NA	-	-
052-1.3.1 Non-judge staff (females)									NA	NA	NA	-	-
052-1.3.2 Non-judge staff at first instance (females)									NA	NA	NA	-	-

Malta

(2012-2022) data tables

Question	2012	2013	2014	2015	2016	2017	2018	2019	2020	2021	2022	Variations for quantitative questions	
												2012-2022	2021-2022
052-1.3.3 Non-judge staff at second instance (females)									NA	NA	NA	-	-
052-1.3.4 Non-judge staff at supreme court (females)									NA	NA	NA	-	-
055.1.1 Prosecutors (total)									38	37	46	-	24,3%
055.1.2 Prosecutors (1st inst.)									NAP	NAP	NAP	-	-
055.1.3 Prosecutors (2nd inst.)									NAP	NAP	NAP	-	-
055.1.4 Prosecutors (Highest instance)									NAP	NAP	NAP	-	-
055.2.1 Prosecutors - Males -total									20	21	22	-	4,8%
055.2.2 Prosecutors - Males, 1st inst.									NAP	NAP	NAP	-	-
055.2.3 Prosecutors - Males, 2nd inst.									NAP	NAP	NAP	-	-
055.2.4 Prosecutors - Males, Supreme courts									NAP	NAP	NAP	-	-
055.3.1 Prosecutors - Females, Total									18	16	24	-	50,0%
055.3.2 Prosecutors - Females, 1st inst.									NAP	NAP	NAP	-	-
055.3.3 Prosecutors - Females, 2nd inst.									NAP	NAP	NAP	-	-
055.3.4 Prosecutors - Females, Supreme courts									NAP	NAP	NAP	-	-
057 Other with similar duties as public prosecutors											True	-	-
056.1.1 Heads of prosecution (total)											1	-	-
056.1.2 Heads of prosecution (1st inst.)											NAP	-	-
056.1.3 Heads of prosecution (2nd inst.)											NAP	-	-
056.1.4 Heads of prosecution (Highest instance)											NAP	-	-
056.2.1 Heads of prosecution - Males -total											0	-	-
056.2.2 Heads of prosecution - Males, 1st inst.											NAP	-	-
056.2.3 Heads of prosecution - Males, 2nd inst.											NAP	-	-
056.2.4 Heads of prosecution - Males, Supreme courts											NAP	-	-
056.3.1 Heads of prosecution - Females, Total											1	-	-
056.3.2 Heads of prosecution - Females, 1st inst.											NAP	-	-

Malta

(2012-2022) data tables

Question	2012	2013	2014	2015	2016	2017	2018	2019	2020	2021	2022	Variations for quantitative questions	
												2012-2022	2021-2022
056.3.3 Heads of prosecution - Females, 2nd inst.											NAP	-	-
056.3.4 Heads of prosecution - Females, Supreme courts											NAP	-	-
060.1.1 Number of non-prosecutor staff Total							22	-	21	21	19	-	-9,5%
060.2.1 Number of non-prosecutor staff Males							9	-	11	11	10	-	-9,1%
060.3.1 Number of non-prosecutor staff Females							13	-	10	10	9	-	-10,0%
004 Annual average salary in the country							19 036 €	19 590 €	18 923 €	19 755 €	20 961 €	-	6,1%
132.1.1 Gross annual salary, in € - Professional judge at the beginning of career							86 932 €	90 863 €	95 215 €	96 176 €	97 161 €	-	1,0%
132.1.2 Gross annual salary, in € - Judge of the Supreme Court							94 658 €	98 713 €	103 246 €	104 336 €	105 451 €	-	1,1%
132.1.3 Gross annual salary, in € - Public prosecutor at the beginning of career							33 895 €	39 612 €	43 505 €	44 496 €	56 958 €	-	28,0%
132.1.4 Gross annual salary, in € - Public prosecutor of the Supreme Court or the Highest Appellate Instance							NAP	NAP	NAP	NAP	NAP	-	-
132.2.1 Net annual salary, in € - Professional judge at the beginning of career							62 272 €	65 693 €	68 770 €	69 531 €	NA	-	-
132.2.2 Net annual salary, in € - Judge of the Supreme Court							68 311 €	71 350 €	74 587 €	77 306 €	NA	-	-
132.2.3 Net annual salary, in € - Public prosecutor at the beginning of career							23 315 €	30 015 €	32 855 €	33 571 €	42 757 €	-	27,4%
132.2.4 Net annual salary, in € - Public prosecutor of the Supreme Court or the Highest Appellate Instance							NAP	NAP	NAP	NAP	NAP	-	-
133.1.1.1 - Additional benefits for judges - Reduced taxation							False	False	False	False	False		
133.1.2.1 - Additional benefits for judges - Special pension							True	True	True	True	True		
133.1.3.1 - Additional benefits for judges - Housing							False	False	False	False	False		
133.1.4.1 - Additional benefits for judges - Other financial benefit							True	True	True	True	True		
133.2.1.1 - Additional benefits for prosecutors - Reduced taxation							False	False	False	False	False		
133.2.2.1 - Additional benefits for prosecutors - Special pension							False	False	True	True	True		
133.2.3.1 - Additional benefits for prosecutors - Housing							False	False	False	False	False		
133.2.4.1 - Additional benefits for prosecutors - Other financial benefit							True	True	True	True	True		

Malta

(2012-2022) data tables

Question	2012	2013	2014	2015	2016	2017	2018	2019	2020	2021	2022	Variations for quantitative questions	
												2012-2022	2021-2022
Lawyers													
(Q146, Q147, Q148)													
146.1.1 Total number of lawyers practising	1 400	1 112	1 485	1 569	1 327	1 473	1 535	1 648	1 762	1 316	1 523	8,8%	15,7%
146.2.1 Practising lawyers - man							749	793	834	610	705	-	15,6%
146.3.1 Practising lawyers - woman							786	855	928	706	818	-	15,9%
147 Does this figure include "legal advisors" who cannot represent their clients in court (for example, some solicitors or in-house counsellors)?				No	False	False	False	False	False	False	False	-	-
148 Number of legal advisors who cannot represent their clients in court:				58	76	101	135	140	158	161	138	-	-14,3%
Indicator 8: Mediators and notaries													
(Q166, Q157)													
166 Number of accredited or registered mediators who practice judicial mediation:	69	69	61	61	66	69	67	67	66	71	66	-4,3%	-7,0%
166.2.1 Mediators - male							35	35	33	38	35	-	-7,9%
166.3.1 Mediators - female							32	32	33	33	31	-	-6,1%
192.1.1 Number of notaries											385	-	-
192.1.2 Private professionals (without control from public authorities)											NAP	-	-
192.1.3 Holders of public offices appointed by the State											385	-	-
192.1.4 Civil servants (paid by the State)											NAP	-	-
192.1.5 Other											NAP	-	-
192.2.1 Number of notaries- male											143	-	-
192.2.2 Private professionals (without control from public authorities)- male											NAP	-	-
192.2.3 Holders of public offices appointed by the State- male											143	-	-
192.2.4 Civil servants (paid by the State)- male											NAP	-	-
192.2.5 Other- male											NAP	-	-
192.3.1 Number of notaries- female											242	-	-
192.3.2 Private professionals (without control from public authorities)- female											NAP	-	-
192.3.3 Holders of public offices appointed by the State- female											242	-	-
192.3.4 Civil servants (paid by the State)- female											NAP	-	-
192.3.5 Other- female											NAP	-	-

Key: Variation of more than (+ -) 30%