

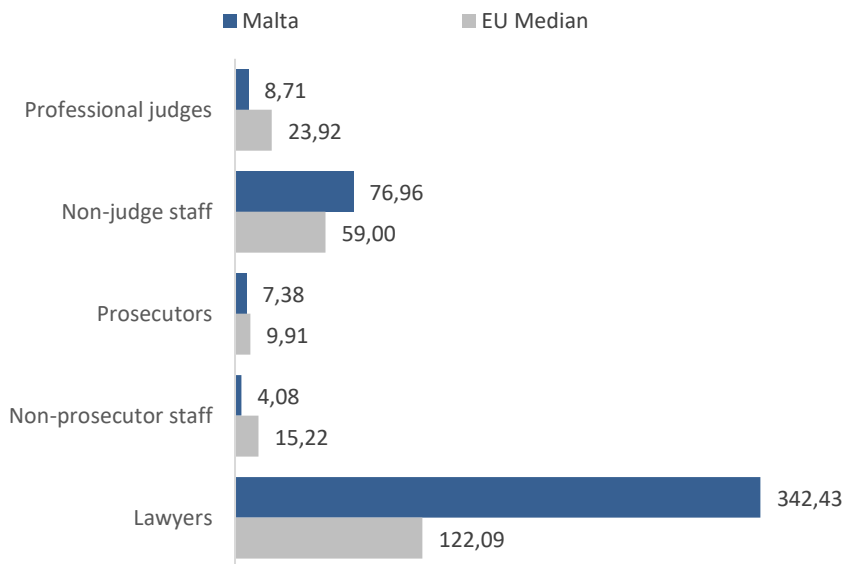
Judiciary at a glance in Malta

General data

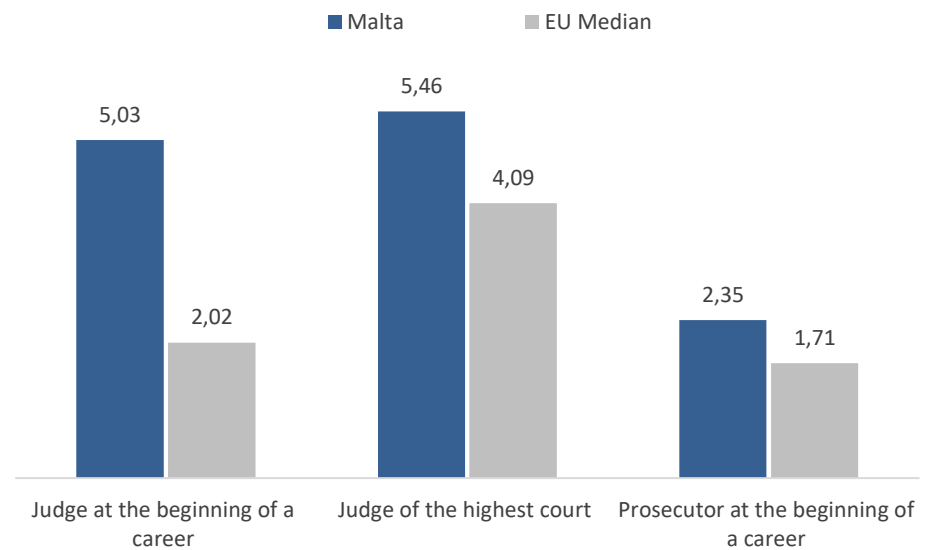
Population: 514 565 **GDP per capita:** 24 634 € **Average annual salary:** 18 923 €

Professionals

Judicial professionals per 100 000 inhabitants

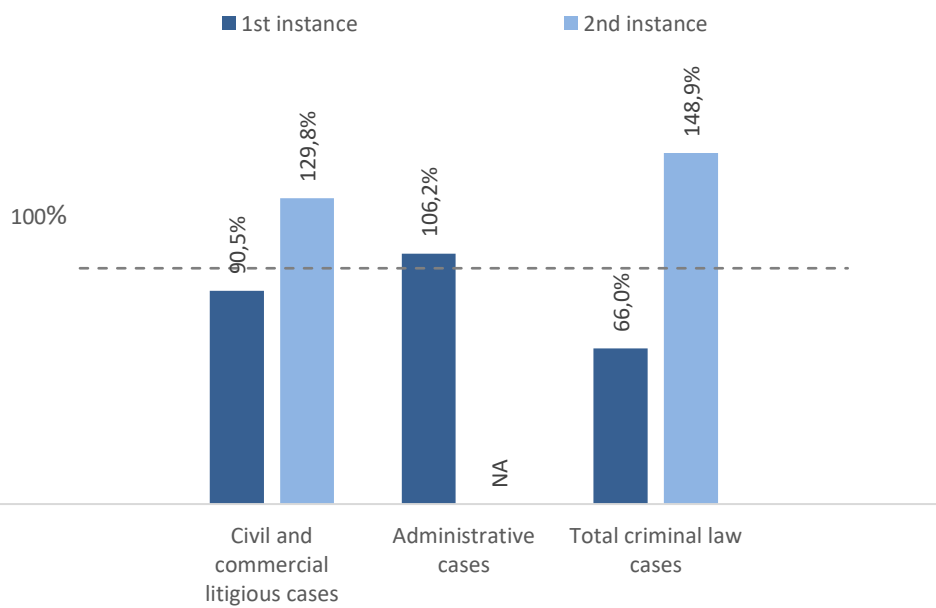


Gross salaries of judges and prosecutors vs average annual salary in the country

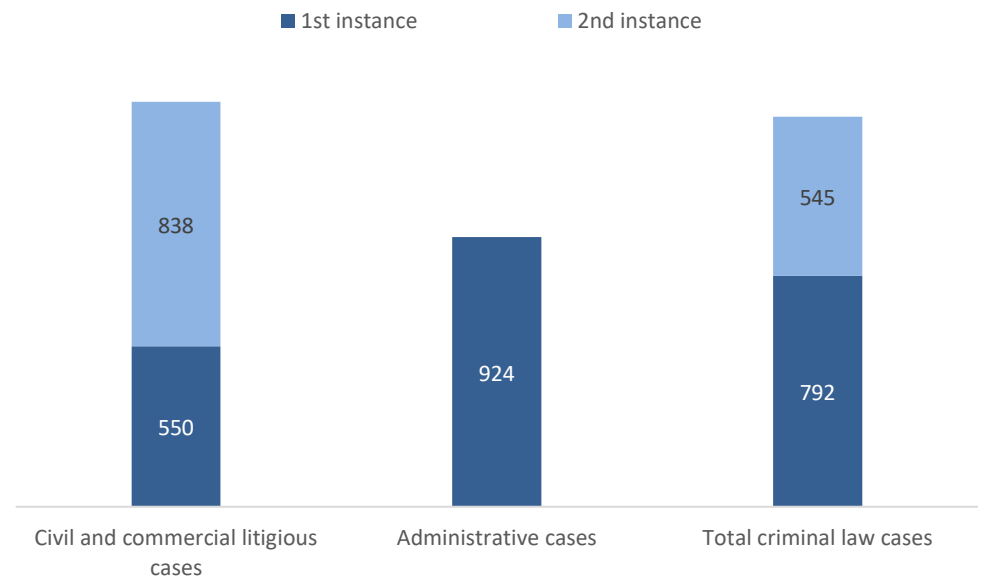


Efficiency

Clearance rate by instance and by matter (%)

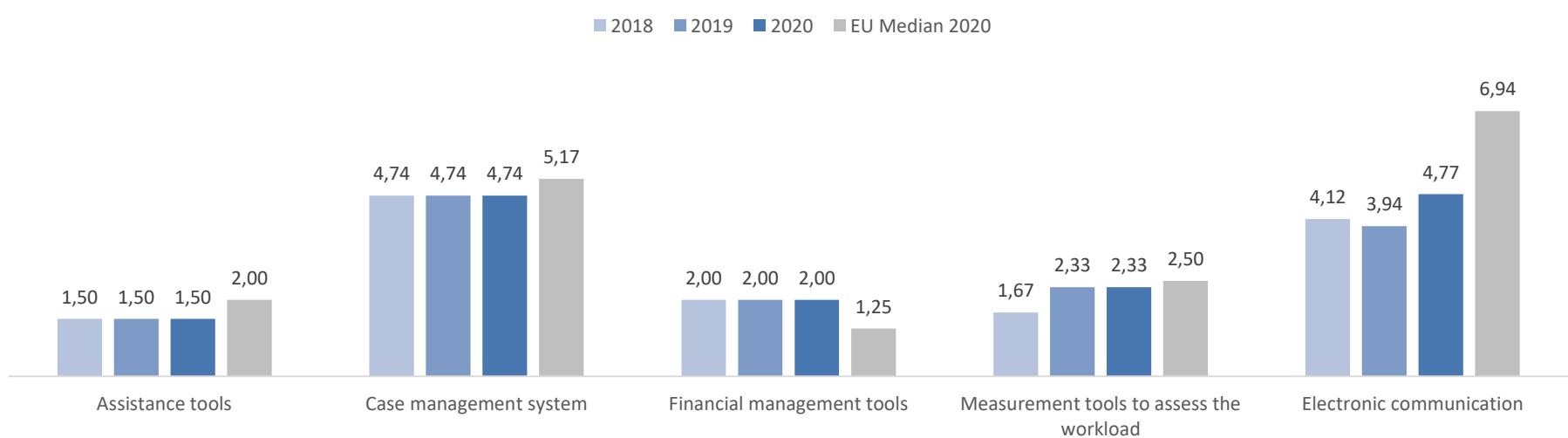


Disposition time by instance and by matter (in days)



Information and communication technology

ICT tools assessment from 2018 to 2020



*ICT calculations are described in more details in Annex 5 - IT Calculation methodology

Synthesis table for the main indicators for: Malta

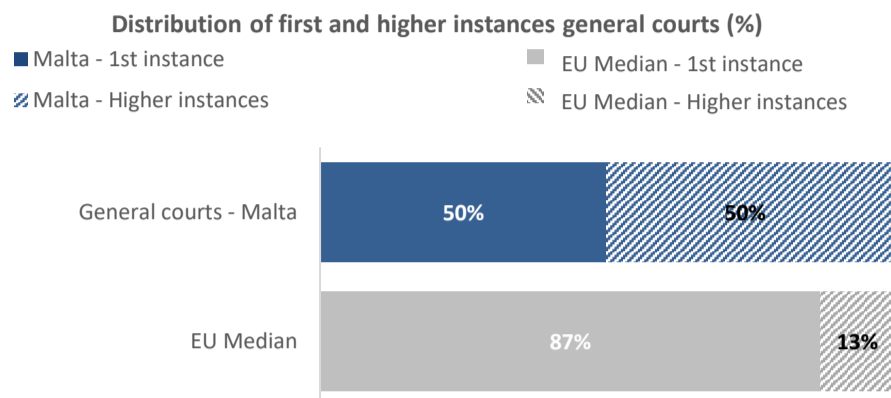
Economic and demographic data	2012	2013	2014	2015	2016	2017	2018	2019	2020	Variations					
										2012-2020	2014-2016	2016-2018	2017-2018	2018-2019	2019-2020
Population	422 509	429 424	439 691	450 415	460 297	475 701	475 701	493 559	514 565	21,8%	4,7%	3,3%	0,0%	3,8%	4,3%
GDP per capita	16 417	16 831	18 525	21 469	22 664	23 778	25 556	26 490	24 634	50,1%	22,3%	12,8%	7,5%	3,7%	-7,0%
Exchange rate (local currency needed to obtain 1€)	NAP	NAP	NAP	NAP	NAP	NAP	NAP	NAP	NAP	NAP	NAP	NAP	NAP	NAP	NAP
Average annual salary	15 536		16 082		17 261		19 036	19 590	18 923	21,8%	7,3%	10,3%		2,9%	-3,4%
Resources	2012	2013	2014	2015	2016	2017	2018	2019	2020	2012-2020	2014-2016	2016-2018	2017-2018	2018-2019	2019-2020
Professional judges per 100 000 inhab.	9,5	9,8	9,3	9,3	9,8	9,0	9,5	8,7	8,2	-13,8%	4,8%	-3,2%	4,7%	-7,9%	-6,3%
Non-judge staff per 100 000 inhab.	85,2	105,0	88,5	87,3	83,2	82,8	86,8	83,5	77,0	-9,7%	-6,0%	4,3%	4,8%	-3,9%	-7,8%
Lawyers per 100 000 inh.	331,4	259,0	337,7	348,3	288,3	309,6	322,7	333,9	342,4	3,3%	-14,6%	11,9%	4,2%	3,5%	2,6%
Mediators	16,3	16,1	13,9	13,5	14,3	14,5	14,1	13,6	12,8	-21,5%	3,4%	-1,8%	-2,9%	-3,6%	-5,5%
ICT overall assesment							5,0	5,2	5,5					3,4%	5,7%
First instance incoming cases per 100 inhab.	2012	2013	2014	2015	2016	2017	2018	2019	2020	2012-2020	2014-2016	2016-2018	2017-2018	2018-2019	2019-2020
Civil and commercial litigious cases	0,985	0,916	1,511	1,535	1,443	1,609	1,816	1,805	1,445	46,7%	-4,5%	25,9%	12,9%	-0,6%	-20,0%
Administrative law cases	0,082	0,1	0,0	0,017	0,020	0,017	0,031	0,026	0,025	-69,4%	-27,8%	58,0%	81,5%	-14,8%	-4,8%
Total criminal law cases									2,154						
First instance performance indicators (Clearance Rate)	2012	2013	2014	2015	2016	2017	2018	2019	2020	2012-2020 (percentage points)	2014-2016 (percentage points)	2016-2018 (percentage points)	2017-2018 (percentage points)	2018-2019 (percentage points)	2019-2020 (percentage points)
CR civil and commercial litigious cases	114%	110%	101%	107%	107%	97%	93%	92%	91%	-23,30	6,01	-13,97	-3,63	-1,58	-1,28
CR administrative law cases	40%	40%	149%	411%	114%	147%	91%	121%	106%	66,03	-34,30	-23,29	-55,76	29,61	-14,57
CR total criminal law cases									66%						
First instance performance indicators (Disposition Time)	2012	2013	2014	2015	2016	2017	2018	2019	2020	2012-2020	2014-2016	2016-2018	2017-2018	2018-2019	2019-2020
DT civil and commercial litigious cases (days)	685	750	536	445	432	435	440	465	550	-19,6%	-19,5%	1,9%	1,1%	5,8%	18,3%
DT administrative law cases (days)	1 457	2 036	1 408	495	1 464	1 147	1 057	839	924	-36,6%	3,9%	-27,8%	-7,9%	-20,6%	10,2%
DT total criminal law cases (days)									792						
First instance pending cases per 100 inhab. on 31 dec.	2012	2013	2014	2015	2016	2017	2018	2019	2020	2012-2020	2014-2016	2016-2018	2017-2018	2018-2019	2019-2020
Civil and commercial litigious cases	2,10	2,06	2,25	2,01	1,83	1,86	2,04	2,11	1,97	-6,2%	-18,5%	11,6%	9,8%	3,3%	-6,7%
Administrative law cases	0,13	0,18	0,16	0,09	0,09	0,08	0,08	0,07	0,07	-48,7%	-42,2%	-9,1%	3,7%	-10,3%	-7,8%
Total criminal law cases									3,09						
Second instance performance indicators (Clearance Rate)	2012	2013	2014	2015	2016	2017	2018	2019	2020	2012-2020 (percentage points)	2014-2016 (percentage points)	2016-2018 (percentage points)	2017-2018 (percentage points)	2018-2019 (percentage points)	2019-2020 (percentage points)
CR civil and commercial litigious cases			87%	96%	106%	118%	80%	112%	130%		18,65	-25,87	-37,65	32,49	17,38
CR administrative law cases			NAP	NAP	NA	NA	NA	NA	NA		NA	NA	NA	NA	NA
CR total criminal law cases									149%						
Second instance performance indicators (Disposition Time)	2012	2013	2014	2015	2016	2017	2018	2019	2020	2012-2020	2014-2016	2016-2018	2017-2018	2018-2019	2019-2020
DT civil and commercial litigious cases (days)			1 010	973	783	796	1 120	875	838		-22,4%	42,9%	40,7%	-21,8%	-4,2%
DT administrative law cases (days)			NAP	NAP	NA	NA	NA	NA	NA		NA	NA	NA	NA	NA
DT total criminal law cases (days)									545						
Supreme court performance indicators (Clearance Rate)	2012	2013	2014	2015	2016	2017	2018	2019	2020	2012-2020 (percentage points)	2014-2016 (percentage points)	2016-2018 (percentage points)	2017-2018 (percentage points)	2018-2019 (percentage points)	2019-2020 (percentage points)
CR civil and commercial litigious cases			NAP	NAP	NAP	NAP	NAP	NAP	NAP		NAP	NAP	NAP	NAP	NAP
CR administrative law cases			NAP	NAP	NAP	NAP	NAP	NAP	NAP		NAP	NAP	NAP	NAP	NAP
CR total criminal law cases									NAP						
Supreme court performance indicators (Disposition Time)	2012	2013	2014	2015	2016	2017	2018	2019	2020	2012-2020	2014-2016	2016-2018	2017-2018	2018-2019	2019-2020
DT civil and commercial litigious cases (days)			NAP	NAP	NAP	NAP	NAP	NAP	NAP		NAP	NAP	NAP	NAP	NAP
DT administrative law cases (days)			NAP	NAP	NAP	NAP	NAP	NAP	NAP		NAP	NAP	NAP	NAP	NAP
DT total criminal law cases									NAP						

1. Judicial organisation in Malta

According to 2020 data, the 1st Instance Courts in Malta include general jurisdiction and specialised courts, tribunals and boards. There are 4 first instance courts of general jurisdiction and 7 specialised first instance courts (as legal entities).

In Malta, there is no Supreme Court, the Court of Appeal being the Court of second instance. The Constitutional Court is presided over by the three judges who compose the Court of second instance also known as the Court of Appeal in its Superior Jurisdiction.

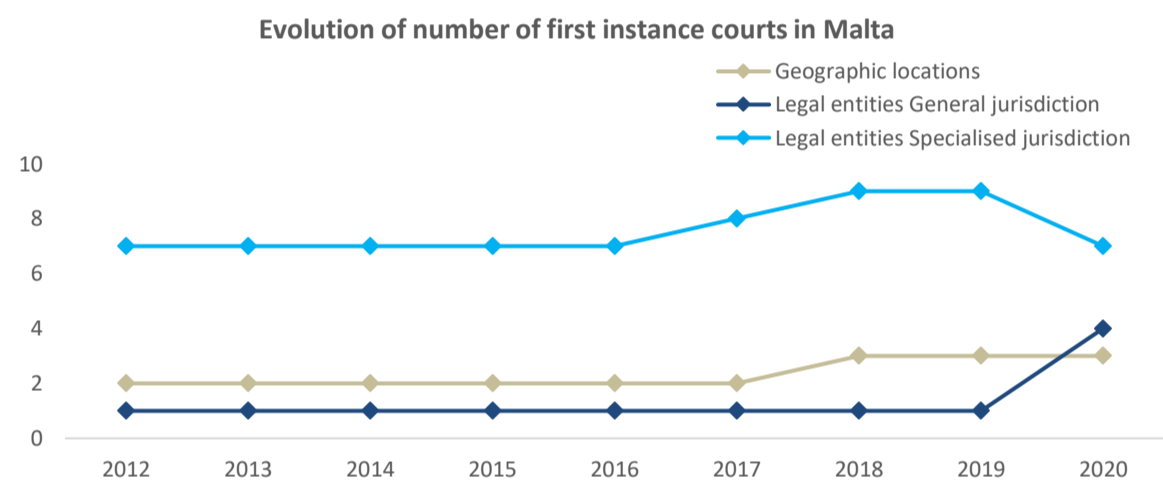
Distribution of general courts in Malta



According to 2020 data, the distribution between 1st instance and higher instances courts of general jurisdiction in Malta is different of the EU median of 87% - 13%.

Evolution of number of first instance courts in Malta

Year	Geographic locations	Legal entities	
		General jurisdiction	Specialised jurisdiction
2012	2	1	7
2013	2	1	7
2014	2	1	7
2015	2	1	7
2016	2	1	7
2017	2	1	8
2018	3	1	9
2019	3	1	9
2020	3	4	7



The 1st instance courts of general jurisdiction are as follows:

- the Court of Magistrates, Civil Jurisdiction (competency up to Euros 15,000)
- the Civil Court, First Hall (civil cases above Euros 15,000)

The 2nd instance courts of general jurisdiction are:

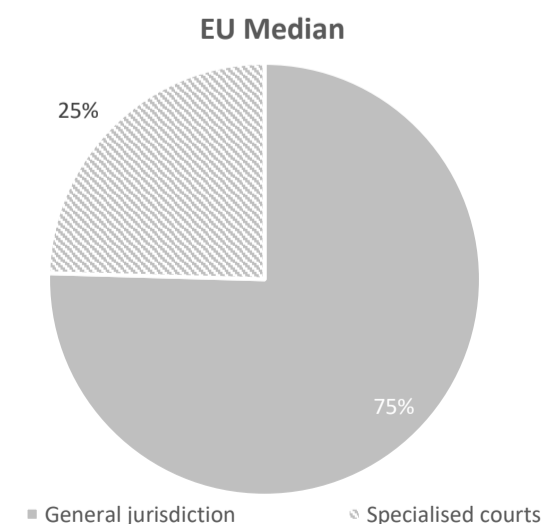
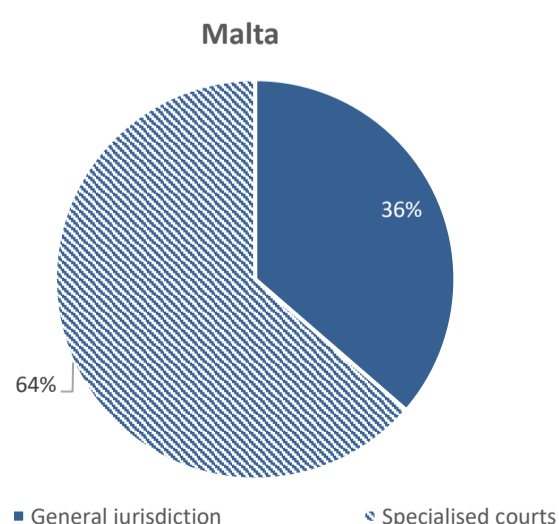
- the Civil Court of Appeal, Inferior Jurisdiction - the Civil Court of Appeal, Superior Jurisdiction
- In the Maltese judicial system, there are only 2 instances of courts, hence Q1.3 is marked as NAP.

The increase in the number of courts as legal entities reflects the addition of the criminal courts to the above data, namely:

- 1st Instance Courts: Court of Magistrates Criminal Jurisdiction and Criminal Court
- 2nd Instance Courts: Criminal Court of Appeal in its Inferior and Superior Jurisdiction.

In 2018, the Commercial Division was set up in order to hear cases filed under the Companies Act that include Insolvency cases. This new specialised first instance court is the reason behind the increase in the number of courts between 2018 and 2019.

Distribution of first instance general jurisdiction and specialised courts



In Malta, 36,4% of all first instance courts are general jurisdiction courts, whereas 63,6% are specialised courts. This is different from the distribution tendency in EU: 75,5% and 24,5% respectively.

Specialised courts	First instance	Higher instance
Total	7	NAP
Commercial courts (excluded insolvency courts)	NAP	NAP
Insolvency courts	NAP	NAP
Labour courts	NAP	NAP
Family courts	NAP	NAP
Rent and tenancies courts	1	NAP
Enforcement of criminal sanctions courts	NAP	NAP
Fight against terrorism, organised crime and corruption	NAP	NAP
Internet related disputes	NAP	NAP
Administrative courts	1	NAP
Insurance and / or social welfare courts	NAP	NAP
Military courts	NAP	NAP
Juvenile courts	1	NAP
Other specialised 1st instance courts	4	NAP

The number of specialised courts includes non-criminal, administrative and criminal courts established as legal entities in line with the CEPEJ methodology. The seven (7) specialised courts referred are the Rent Regulation Board, the Land Arbitration Board, the Rural Leases Control Board, the Small Claims Tribunal, the Court of Voluntary Jurisdiction, the Administrative Review Tribunal and the Juvenile Court.

A number of courts that used to be previously identified as specialised courts, are not being categorised this time, given that they all make part of the First Hall, General Jurisdiction Court. These are:

- The Commercial Court (including insolvency cases)
- The Family Court

The identified specialised courts listed under 'Other specialised courts' are:

- the Land Arbitration Board
- the Rural Leases Control Board
- the Small Claims Tribunal
- the Court of Voluntary Jurisdiction

The Juvenile Court is a specialised criminal court.

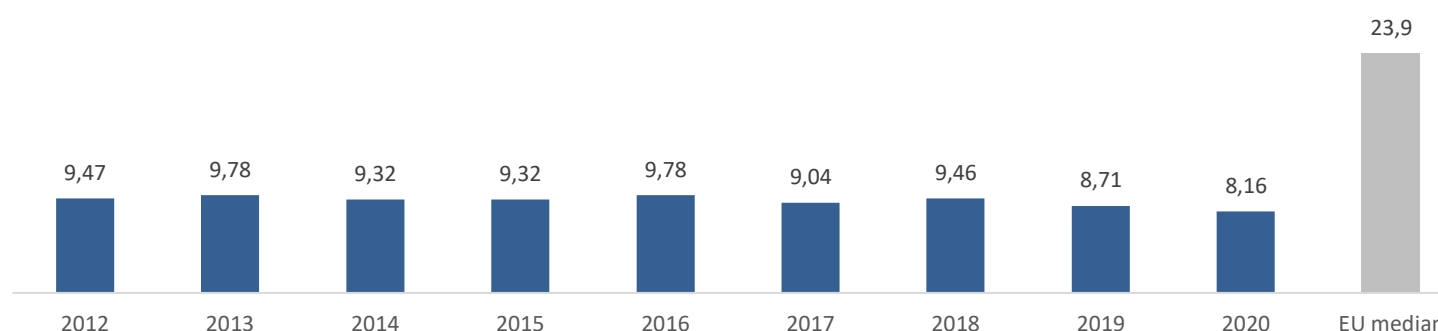
2. Professionals of justice in Malta

Professional judges and non-judge staff

Evolution of the number of professional judges since 2012 (Q46)

Year	Absolute number	Per 100 000 inhabitants
2012	40	9,47
2013	42	9,78
2014	41	9,32
2015	42	9,32
2016	45	9,78
2017	43	9,04
2018	45	9,46
2019	43	8,71
2020	42	8,16

Professional judges per 100 000 inhabitants



According to the 2020 data, the total number of professional judges sitting in courts (all instances) in Malta is 42, which is -2,3% less than in previous cycle.

More precisely, there are 8,16 professional judges per 100 000 inhabitants (this figure is below the EU median of 23,92 judges per 100 000 inhabitants).

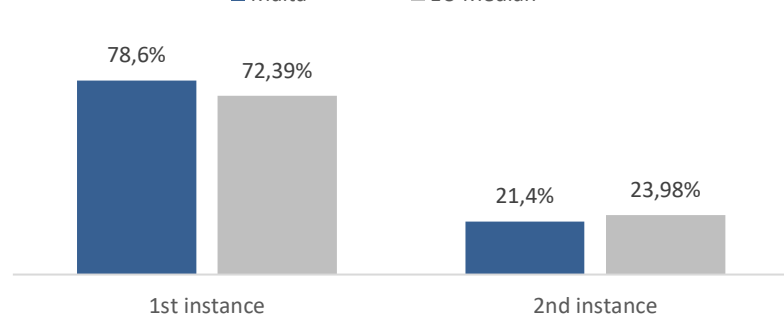
As mentioned earlier, Malta does not have a Supreme Court and the Court of Appeal is the Court of second instance. It is interesting to notice that 2 judges presiding over the Second Instance Courts also preside over the Civil Court, First Hall and the family Court (which are specialised 1st instance courts).

Finally, the number of 1st Instance 'judges' also includes magistrates that preside over 1st Instance Courts.

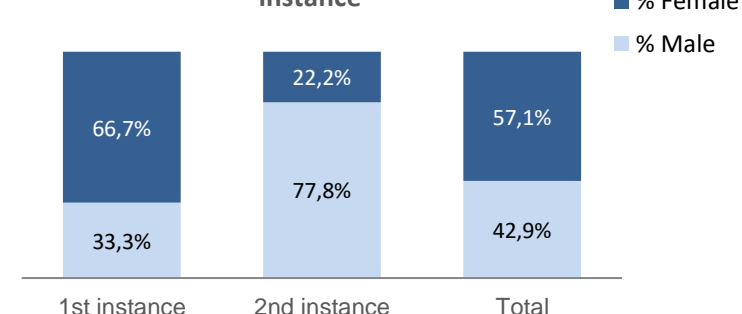
Absolute number of professional judges by instance and gender

2020	Total	Distribution by instance	Male	Female	% Male	% Female
1st instance	33	78,6%	11	22	33,3%	66,7%
2nd instance	9	21,4%	7	2	77,8%	22,2%
Supreme courts	NAP	NAP	NAP	NAP	NAP	NAP
Total	42		18	24	42,9%	57,1%

Distribution of professional judges by instance



Distribution of professional judges by gender and by instance



In this cycle, the total number of female professional judges (all instances) is 24, which represents 57,1% of the total number of judges.

The total number of judges is distributed among the different judicial instances in the following way: 33 are sitting in first instance courts (of which 22 are female) and 9 are sitting in second instance courts (of which 2 are female).

Compared with the EU distribution of professional judges per instance, Malta has similar distribution of judges per instance. The distribution of Maltese judges is 78,6% in the first instance (slightly over the EU median of 72,39%) and 21,4% in the second instance (slightly less than the EU median of 23,98%).

As regards the distribution male/female judges by instance, it has to be noticed that, although the total number of female judges is 57,1%, the percentage of female judges in the second instance courts is only 22,2%.

Absolute number of professional judges by instance and matter

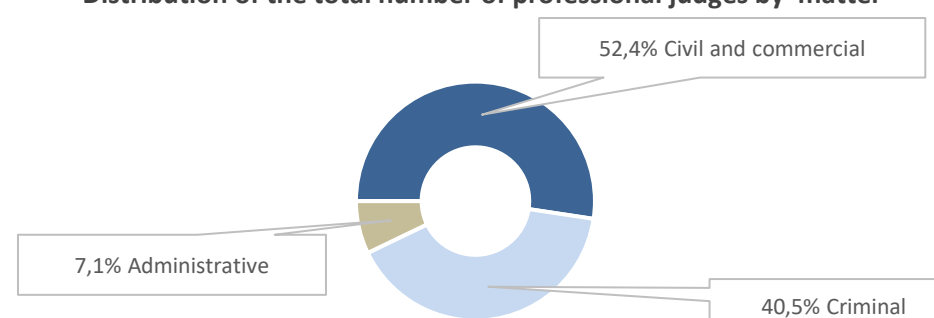
2020	Total	Civil and commercial	Criminal	Administrative	Other
1st instance	33	17	13	3	NAP
2nd instance	9	5	4	NA	NAP
Supreme courts	NAP	NAP	NAP	NAP	NAP
Total	42	22	17	3	NAP

In Malta, the distribution of judges per categories of cases is presented in the graph below.

Distribution of professional judges by instance and matter

2020	Civil and commercial	Criminal	Administrative	Other
1st instance	51,5%	39,4%	9,1%	NAP
2nd instance	55,6%	44,4%	NA	NAP
Supreme courts	NAP	NAP	NAP	NAP
Total	52,4%	40,5%	7,1%	NAP

Distribution of the total number of professional judges by matter



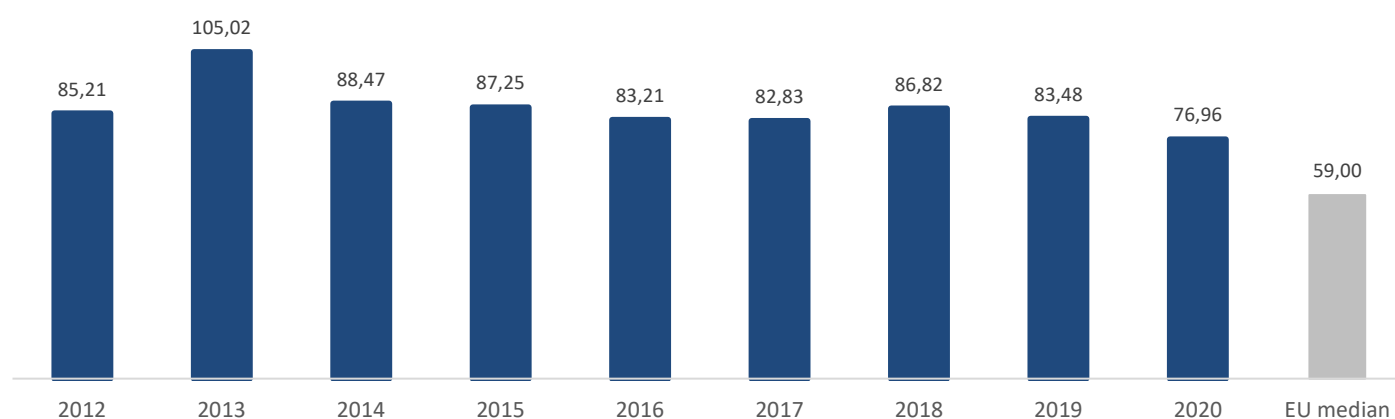
Some judges in the Maltese judicial system preside over both civil and criminal courts. In this instance, such judges have been distributed evenly between the 2 courts.

Administrative cases at first instance are heard by the Administrative Review Tribunal, presided over by 3 magistrates. If appealed, such cases are heard by the Court of Appeal Inferior Jurisdiction presided over by a judge who hears and decides cases appealed from a number of first instance courts (not only the Administrative Review Tribunal).

Non-judge staff

Year	2012	2013	2014	2015	2016	2017	2018	2019	2020
Number of non-judge staff	360	451	389	393	383	394	413	412	396
Per 100 000 inhabitants	85,21	105,02	88,47	87,25	83,21	82,83	86,82	83,48	76,96

Non-judge staff per 100 000 inhabitants



2020	Absolute number	in %
Total	396	
Rechtspfleger	NAP	NAP
Non-judge staff assisting the judge	246	62,1%
Staff in charge of administrative tasks	53	13,4%
Technical staff	4	1,0%
Other	93	23,5%

In 2020, Malta has 396 non-judge staff (of which 230 are females). The total number of non-judge staff in comparison with the previous cycle reveals a decrease of -3,9%.

In this cycle, the non-judge staff is distributed as follows:

- 246 non-judge staff whose task is to assist the judges such as registrars (of which 182 are women);
- 53 staff in charge of different administrative tasks and of the court management (of which 28 are women);
- 4 technical staff (of which 0 are women);
- 93 other (of which 20 are women);

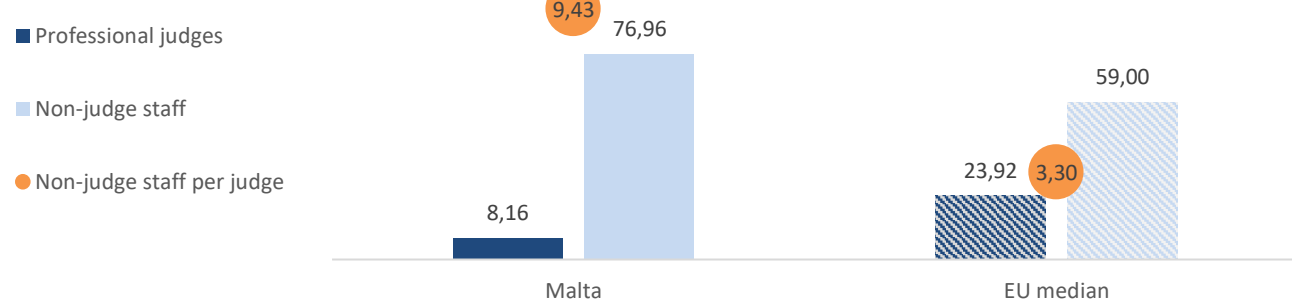
In 2020, the number of non-judge staff per 100 000 inhabitants has decreased (from 83,5 in 2019 to 77,0 in 2020).

During the same period, the number of judges per 100 000 inhabitants decreases from 8,7 judges per 100 000 inhabitants in 2019 to 8,2 in 2020.

Professional judges, non-judge staff and their ratio (Q46, Q52)

Per 100 000 inhabitants	Malta	EU median
Professional judges	8,16	23,92
Non-judge staff	76,96	59,00
Non-judge staff per judge	9,43	3,30

Professional judges and non-judge staff per 100 000 inhabitants, and their ratio

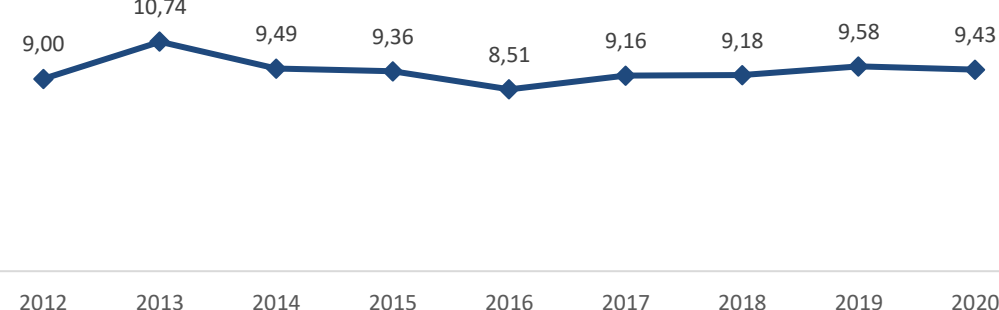


There are about 9,43 non-judge staff per judge and there is no significant difference compared with previous cycle when this ratio was at 9,58 non-judge staff per judge.

Evolution of the ratio between professional judges and non-judge staff (Q46, Q52)

	Judges per 100 000 inh.	Non-judge staff per 100 000 inh.	Ratio between professional judges and non-judge staff
2012	9,47	85,21	9,00
2013	9,78	105,02	10,74
2014	9,32	88,47	9,49
2015	9,32	87,25	9,36
2016	9,78	83,21	8,51
2017	9,04	82,83	9,16
2018	9,46	86,82	9,18
2019	8,71	83,48	9,58
2020	8,16	76,96	9,43

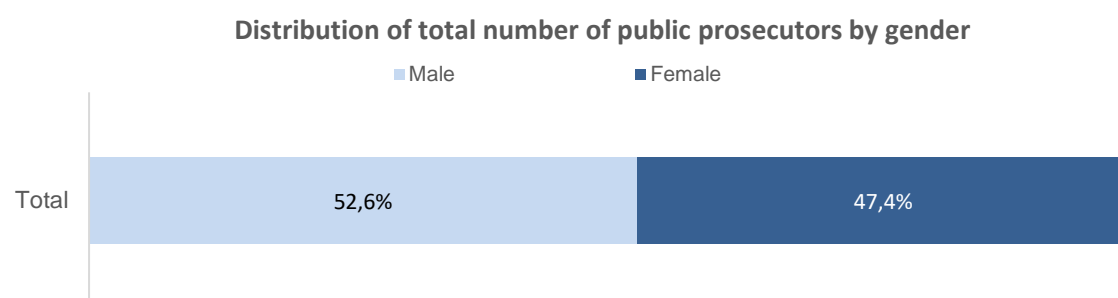
Evolution of the ratio between professional judges and non-judge staff (Q46, Q52)



Public prosecutors and non-prosecutor staff

Absolute number of public prosecutors by instance and gender (Q55)

2020	Total	Distribution by instance	Male	Female	Male	Female
1st instance	NAP	NAP	NAP	NAP	NAP	NAP
2nd instance	NAP	NAP	NAP	NAP	NAP	NAP
Supreme courts	NAP	NAP	NAP	NAP	NAP	NAP
Total	38		20	18	52,6%	47,4%



In this cycle, the total number of female prosecutors (all instances) is 18, which represents 47,4% of the total number of prosecutors.

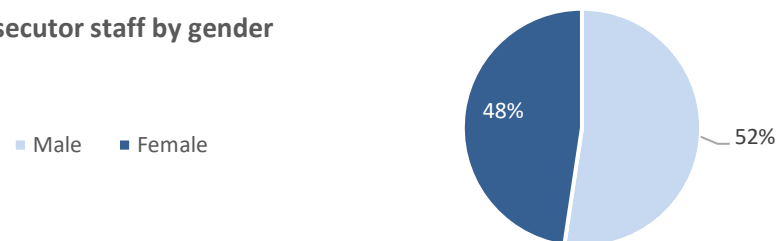
All the lawyers working in the Office of the AG prosecute cases in the criminal courts, but it is not possible, as yet to distinguish between 1st and 2nd Instance Courts. All full-time lawyers have been included in the above figure except the AG herself.

The increase in the number of lawyers working at the Office of the AG follows the reform in 2020 whereby the AG has taken up exclusively the role of prosecutor general (the advisory role to government has been vested in the State Advocate). Given this special focus, the Office of the AG has been recruiting more lawyers in order to meet the case demands of the courts.

Non-prosecutor staff by gender (Q60)

Non-prosecutor staff	Total	Male	Female
2020	21	11	10

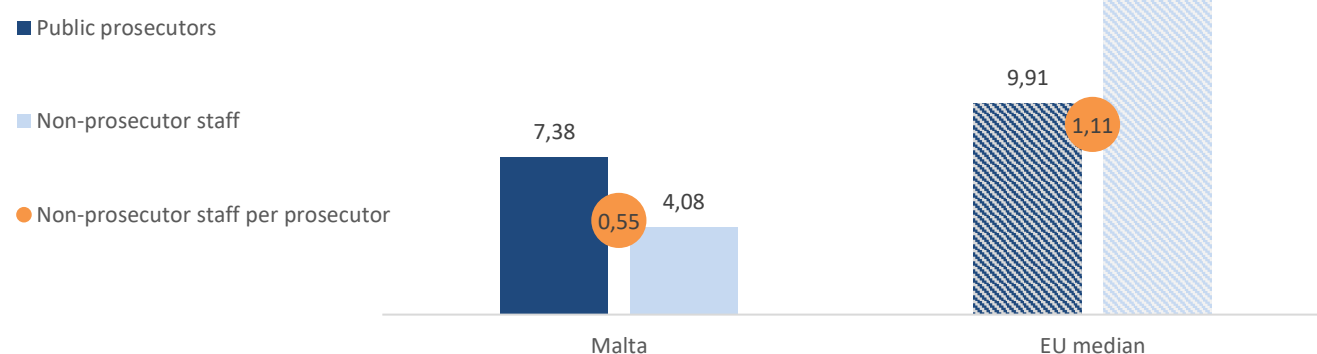
Non-prosecutor staff by gender



Public prosecutors, non-prosecutor staff and their ratio (Q55, Q60)

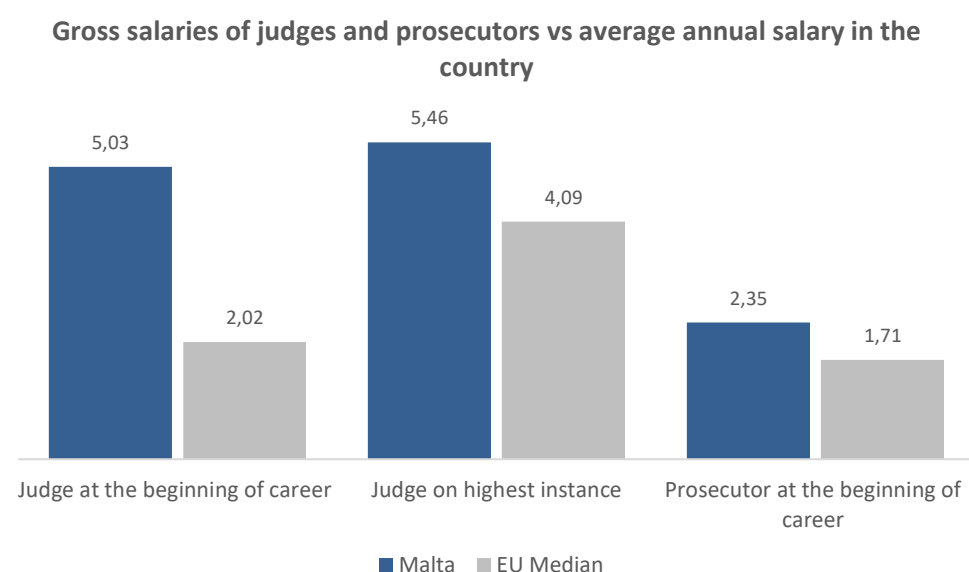
Per 100 000 inhabitants	Malta	EU median
Public prosecutors	7,38	9,91
Non-prosecutor staff	4,08	15,22
Non-prosecutor staff per prosecutor	0,55	1,11

Public prosecutors and non-prosecutor staff per 100 000 inhabitants, and their ratio



Salaries of professional judges and prosecutors at beginning of a career and at the highest instance (Q132, Q4)

Salaries of professional judges and prosecutors (Q132, Q4)	Average gross annual salary in €	Average net annual salary in €	Ratio with national average annual gross salary
Judge at the beginning of a career	95 215 €	68 770 €	5,03
Judge of the highest court	103 246 €	74 587 €	5,46
Prosecutor at the beginning of a career	44 496 €	28 843 €	2,35
Public prosecutor at highest instance	NAP	NAP	NAP

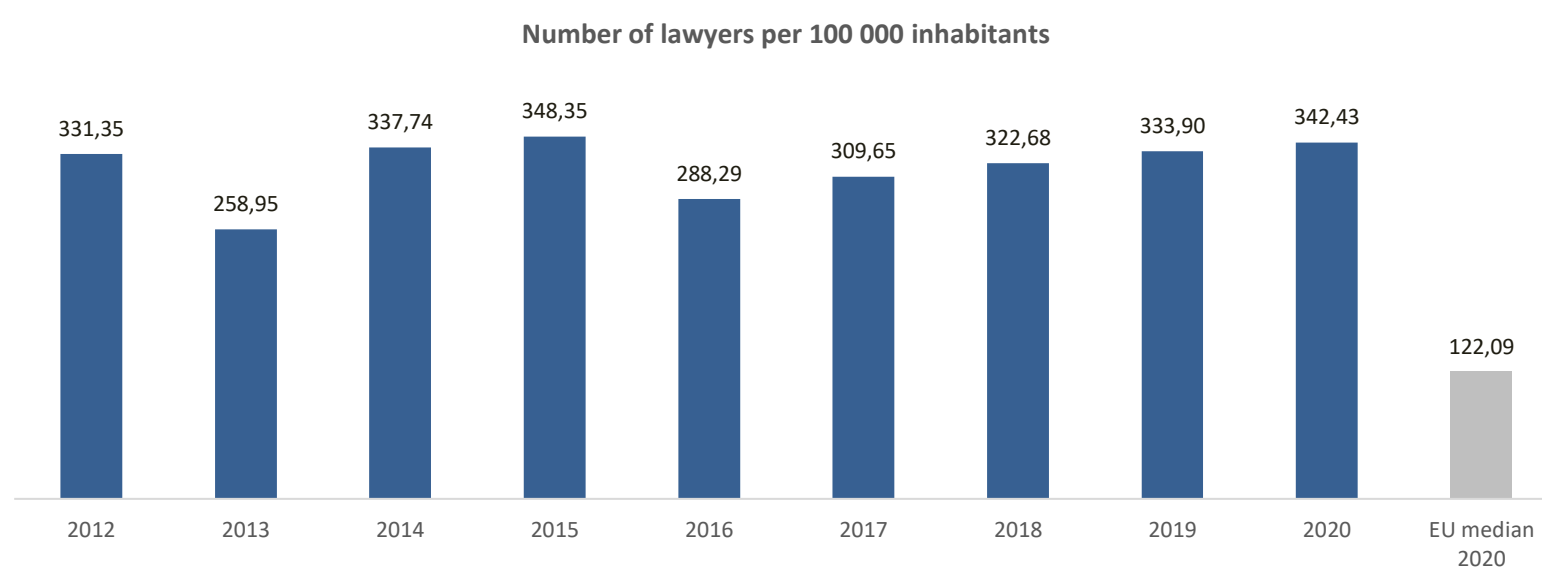


According to 2020 data, the absolute gross salary of a judge at the beginning of the career in Malta is 95 215€, which is more than 50% above the EU median of 51 946€. The ratio between the salary of a judge at the beginning of the career with national annual average gross salary is 5,03, which is much higher than the EU median (2,02).

In 2020, wages for the lawyers of the AG were improved following a revision of salaries. The absolute gross salary of a prosecutor at the beginning of the career in Malta is 44 496€ and the ratio between the salary of a prosecutor at the beginning of the career with national annual average gross salary is 2,35, which is higher than the EU median of 1,71.

Lawyers

Lawyers	Absolute number	Per 100 000 inhabitants
2012	1 400	331,35
2013	1 112	258,95
2014	1 485	337,74
2015	1 569	348,35
2016	1 327	288,29
2017	1 473	309,65
2018	1 535	322,68
2019	1 648	333,90
2020	1 762	342,43



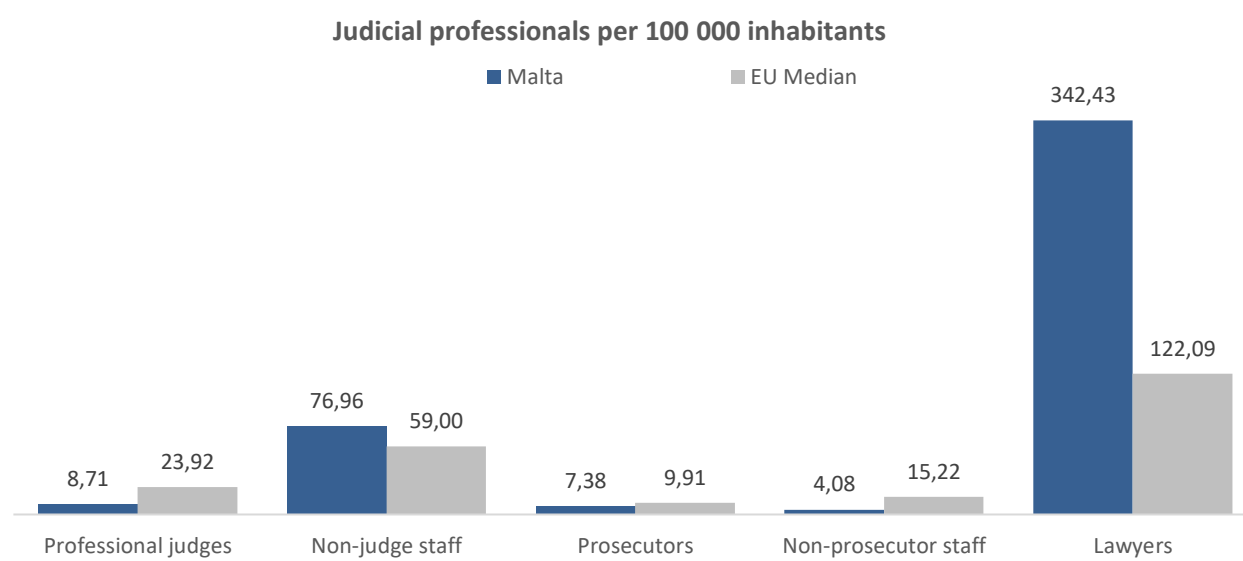
In 2020, there are 1 762 lawyers, which is 6,9% more than in 2019.

Malta has 342,4 lawyers per 100 000 inhabitants, which is well above the EU median of 122,1.

Judicial professionals (summary)

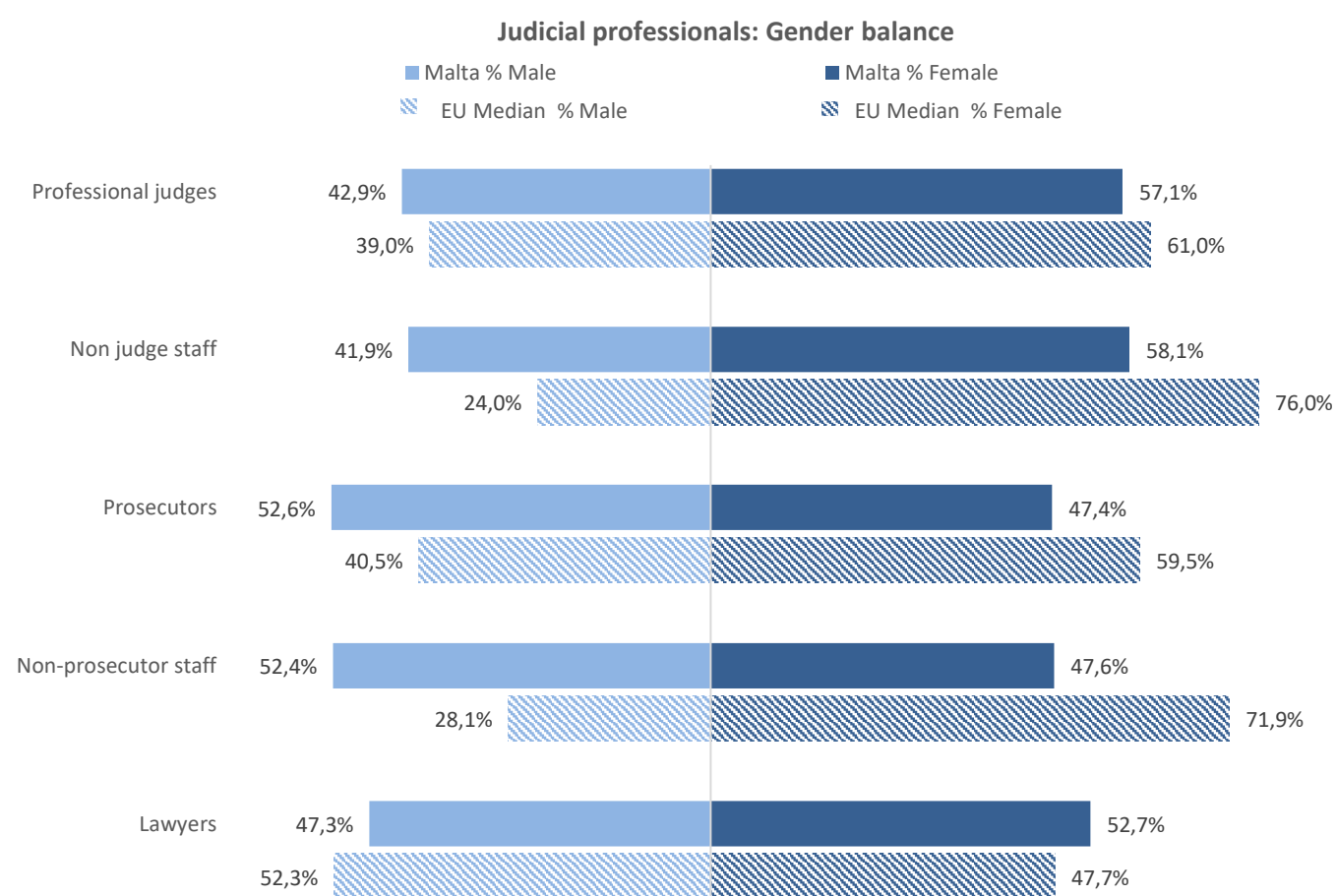
Judicial professionals in absolute number and per 100 000 inhabitants (Q46, Q52, Q55, Q60, Q146)

	Absolute number	Per 100 000 inhabitants	EU Median
Professional judges	43	8,71	23,92
Non-judge staff	396	76,96	59,00
Prosecutors	38	7,38	9,91
Non-prosecutor staff	21	4,08	15,22
Lawyers	1 762	342,43	122,09



Judicial professionals: Gender balance

	% Male	% Female
Professional judges	42,9%	57,1%
Non judge staff	41,9%	58,1%
Prosecutors	52,6%	47,4%
Non-prosecutor staff	52,4%	47,6%
Lawyers	47,3%	52,7%



3. Legal aid and court fees in Malta

In Malta, legal aid includes:

- Coverage of court fees: ✘
- Exemption from court fees: ✔

In Malta, Legal Aid does not cover court fees because it is totally exempt from paying them.

Legal aid is available for :

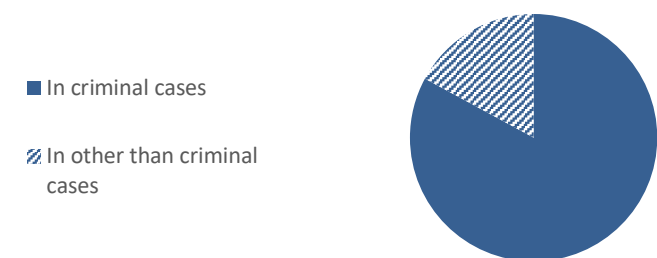
- > Representation in court:
 - Criminal cases ✔
 - Other than criminal cases ✔
- > Legal advice, ADR and other legal services:
 - Criminal cases ✔
 - Other than criminal cases ✔
- > Fees related to enforcement of judicial decisions as fees for enforcement agents (Q18) ✔
- > Other costs than above (Q19) ✘

Eligible candidates can enforce foreign judgements in Malta through legal aid as long as the procedure is carried out through court representation.

Number of cases for which legal aid has been granted

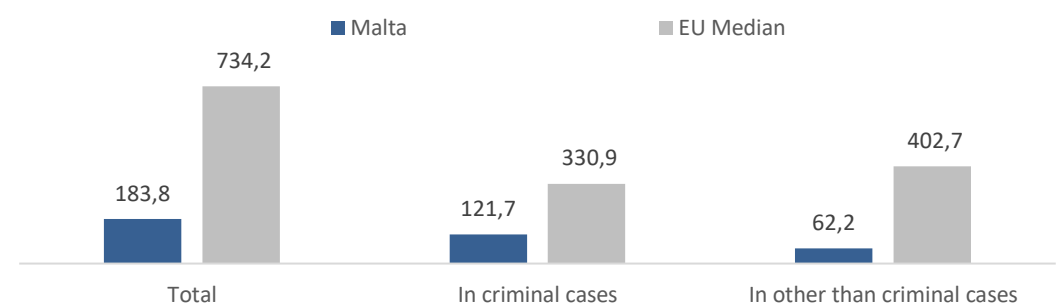
Absolute number (in 2020)	Total	Cases brought to court	Cases not brought to court
Total	946	755	191
In criminal cases	626	626	NAP
In other than criminal cases	320	129	191

Ratio of number of cases brought to court for which legal aid has been granted



Per 100 000 inhabitants (in 2020)	Malta	EU Median
Total	183,8	734,2
In criminal cases	121,7	330,9
In other than criminal cases	62,2	402,7

Number of cases for which legal has been granted per 100 000 inhabitants



The figures quoted for civil and criminal cases do not refer to the actual number of cases but to the number of nominations (requests) for legal aid. For example, if a case is brought to court having 5 accused people requiring legal aid, then this would count as 5 requests but just 1 case.

In Other than Criminal Cases, the low figure quoted as compared to previous evaluations relates to the disruptive effect that the COVID-19 pandemic had on court operations. During 2020, most services at the Legal Aid Agency were limited to the provision of services and the Courts of Law were closed for non-urgent court applications.

It is important to note that towards the end of April 2020, Legal Aid Malta started offering legal advice (not representation in courts) to clients experiencing domestic violence. In addition to the 129 cases brought to court, Legal Aid Malta offered legal advice to 191 clients experiencing DV. Each client referred to or requiring assistance from Legal Aid Malta Agency in relation to domestic violence is being assigned a legal aid lawyer for the necessary legal advice required. Such clients do not always want to pursue assistance at Court. This service has fulfilled the obligation set in the Istanbul Convention and has been incorporated in domestic law under Article 57 of the schedule attached to Chapter 581 of the Laws of Malta.

Timeframes of the procedure for granting legal aid (in relation to the duration from the initial legal aid request to the final approval of the legal aid request)

- Maximum duration prescribed in law/regulations: NA
- Actual average duration: 19

The average number of days indicated above (19 days) refers to Other than Criminal cases and is computed as follows:

> 5 days: from the time a person asks for legal aid information up to the presentation of the actual means test documents.

> between 7 to 14 days (avg: 10.5 days): from the presentation of the documents by the client to the day set for an appointment with the Advocate for Legal Aid.

> 3 days: from date a Court application is presented at the Court's registry up to the day the Judge gives a decree.

In criminal cases:

No means test is required. When a person is referred to Legal Aid for a criminal case assistance and court representation, the Agency only requires the summons issued by the Police to draft the necessary Court applications, or a copy of the judgment in case of appeals. The average duration of the procedure for the granting of Legal Aid in Criminal Cases, from the point of referral to the day when a Court application is filed, is 4 days.

4. Performance of courts in Malta

• Efficiency indicators

- Clearance Rate (CR) and Disposition Time (DT)

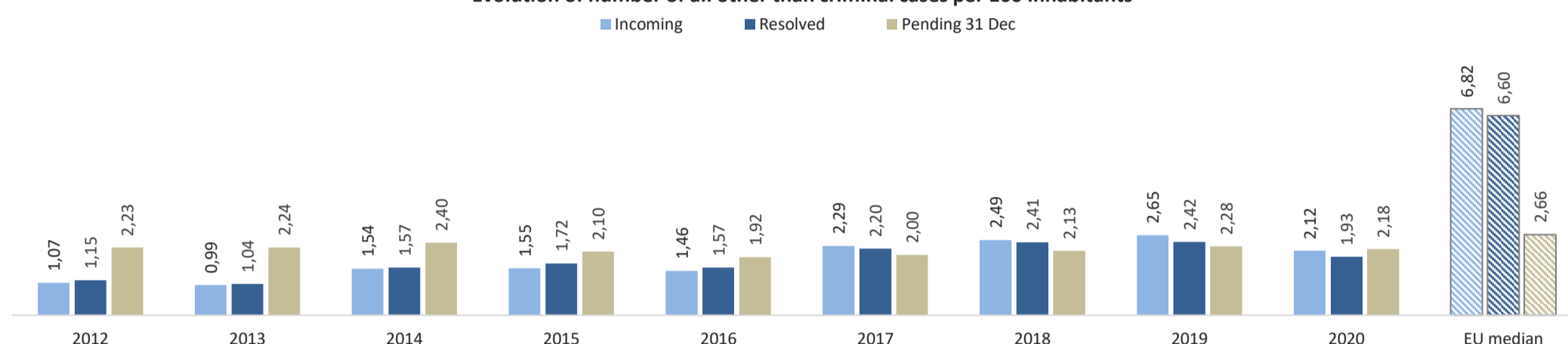
The Clearance Rate shows the capacity of a judicial system to deal with the incoming cases. A Clearance Rate of 100% and higher does not generate backlog.

The Disposition Time determines the estimated number of days necessary for a pending case to be solved in a court.

First instance Total of other than criminal cases

- Incoming, resolved and pending cases

Evolution of number of all other than criminal cases per 100 inhabitants



The number of incoming cases in 2020 in Malta (2,12 per 100 inhabitants) is significantly below EU median (6,82 per 100 inhabitants).

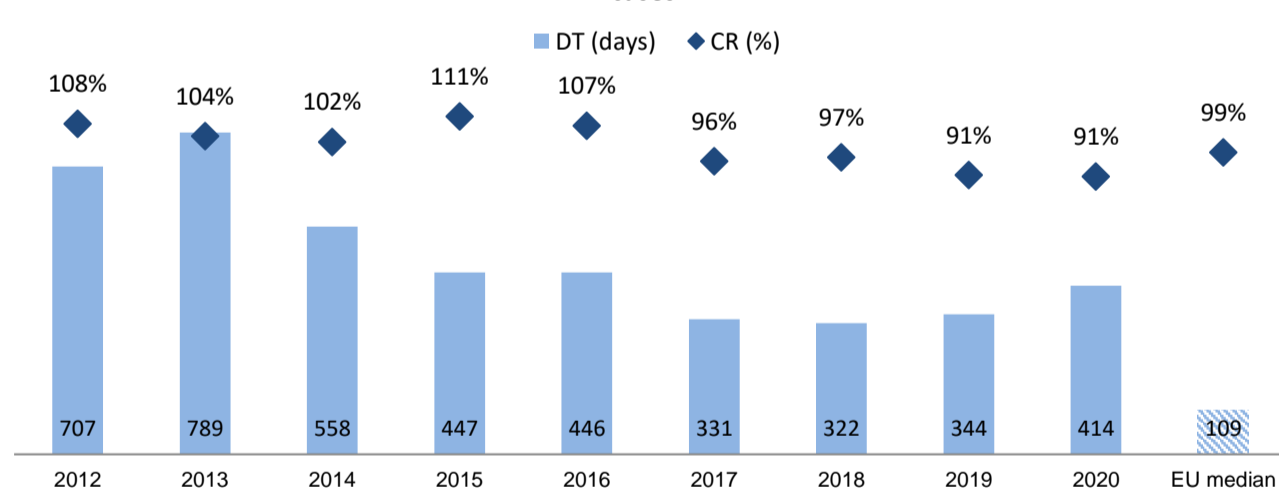
Moreover, the number of resolved cases in 2020 in Malta (1,93 per 100 inhabitants) is significantly below EU median (6,60 per 100 inhabitants).

Finally, the number of pending cases at the end of 2020 in Malta (2,18 per 100 inhabitants) is slightly below EU median (2,66 per 100 inhabitants).

- Clearance Rate and Disposition Time

Other than criminal cases	CR (%)	DT (days)
2012	108%	707
2013	104%	789
2014	102%	558
2015	111%	447
2016	107%	446
2017	96%	331
2018	97%	322
2019	91%	344
2020	91%	414

Clearance Rate in % (CR) and Disposition Time in days (DT) for Other than criminal cases



With a Clearance Rate calculated at 90,9% in 2020 Malta does not seem to be able to deal with its other than criminal cases.

Between 2019 and 2020, the Clearance Rate has decreased by -0,4 points.

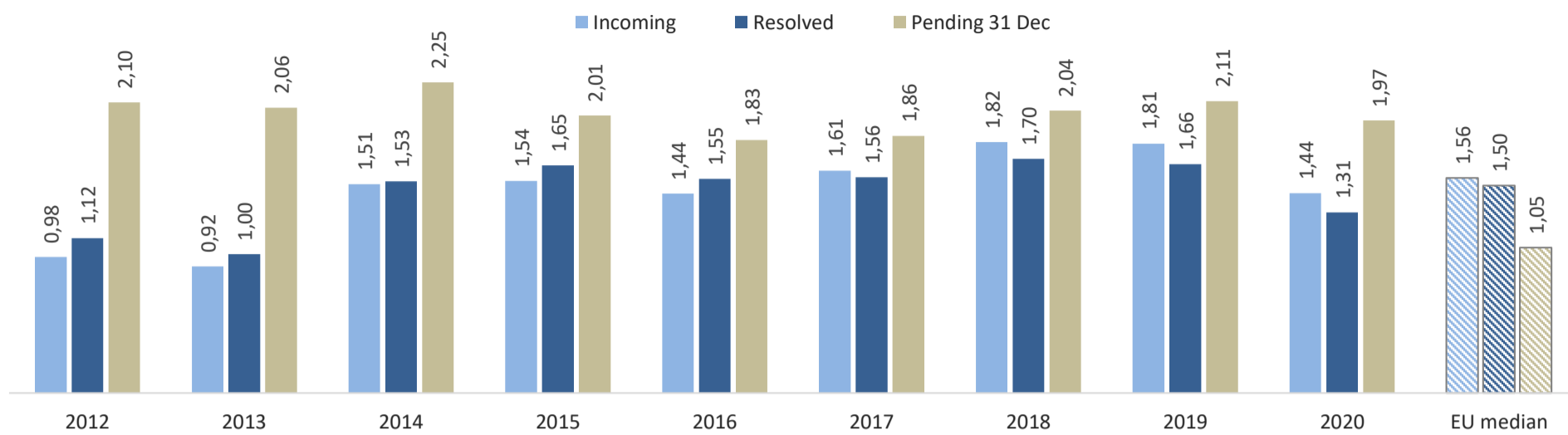
In 2020, other than criminal cases are solved in approximately 414 days, which is well above EU median of 109 days.

The analysis of the 2019 - 2020 period reveals a 20,2% increase of the Disposition Time.

First instance Civil (and commercial) litigious cases

◦ Incoming, resolved and pending cases

Evolution of number of civil and commercial litigious cases per 100 inhabitants



The number of incoming cases in 2020 in Malta (1,44 per 100 inhabitants) is slightly below EU median (1,56 per 100 inhabitants).

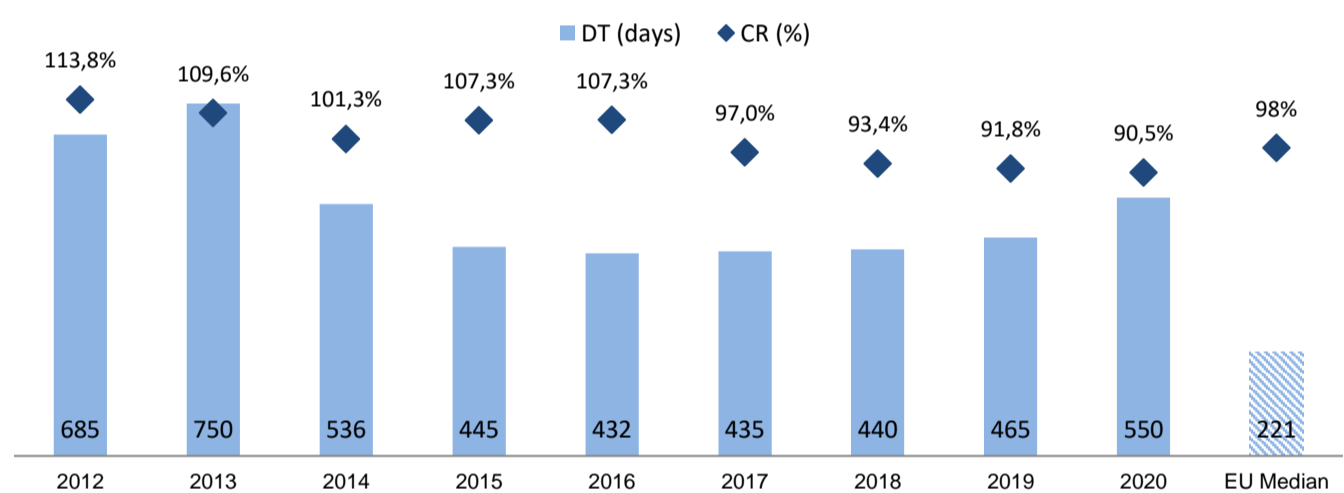
The number of resolved cases in 2020 in Malta (1,31 per 100 inhabitants) is also slightly below EU median (1,50 per 100 inhabitants).

Yet, the number of pending cases at the end of 2020 in Malta (1,97 per 100 inhabitants) is significantly above EU median (1,05 per 100 inhabitants).

◦ Clearance Rate and Disposition Time

Civil (and commercial) litigious cases	CR (%)	DT (days)
2012	113,8%	685
2013	109,6%	750
2014	101,3%	536
2015	107,3%	445
2016	107,3%	432
2017	97,0%	435
2018	93,4%	440
2019	91,8%	465
2020	90,5%	550

Clearance Rate in % (CR) and Disposition Time in days (DT) for Civil (and commercial) litigious cases



With a Clearance Rate calculated at 90,5% in 2020, Malta does not seem to be to deal with its civil and commercial litigious cases.

Moreover, the Clearance Rate has decreased by -1,3 points between 2019 and 2020.

In 2020, the civil and commercial litigious cases are solved in approximately 550 days, which is well above EU median of 221 days.

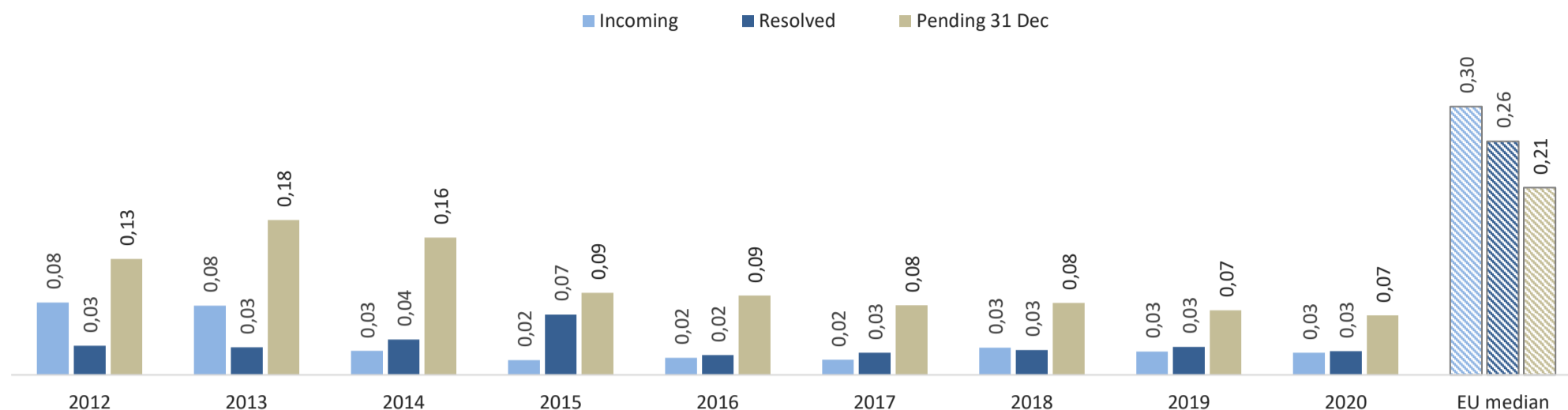
The analysis of the 2019 - 2020 period reveals a 18,3% increase of the Disposition Time.

In Malta, there are 3 972 civil and commercial litigious cases older than 2 years. This is 39,1% of the total number of pending cases at the end of the year

First instance Administrative cases

◦ Incoming, resolved and pending cases

Evolution of number of administrative cases per 100 inhabitants



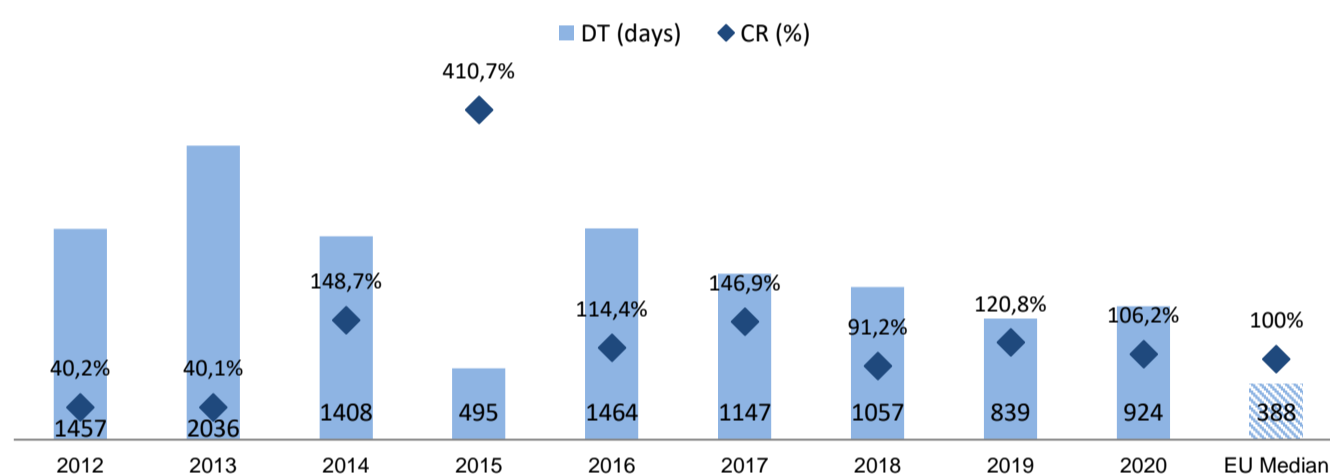
In 2020, the number of incoming and resolved cases in Malta (0,03 per 100 inhabitants) is significantly below EU median (0,30 and 0,26 per 100 inhabitants, respectively).

The number of pending cases at the end of 2020 (0,07 per 100 inhabitants) is also significantly below EU median (0,21 per 100 inhabitants).

◦ Clearance Rate and Disposition Time

Clearance Rate in % (CR) and Disposition Time in days (DT) for Administrative cases

Administrative cases	CR (%)	DT (days)
2012	40,2%	1457
2013	40,1%	2036
2014	148,7%	1408
2015	410,7%	495
2016	114,4%	1464
2017	146,9%	1147
2018	91,2%	1057
2019	120,8%	839
2020	106,2%	924



With a Clearance Rate calculated at 106,2% in 2020, Malta seems to be to deal with its administrative cases.

Between 2019 and 2020, the Clearance Rate has decreased by -14,6 points.

In 2020, the administrative cases are solved in approximately 924 days, which is well above EU median of 388 days.

The analysis of the 2019 - 2020 period reveals a 10,2% increase of the Disposition Time.

In Malta, there are 206 administrative law cases older than 2 years. This is 59,4% of the total number of pending cases at the end of the year.

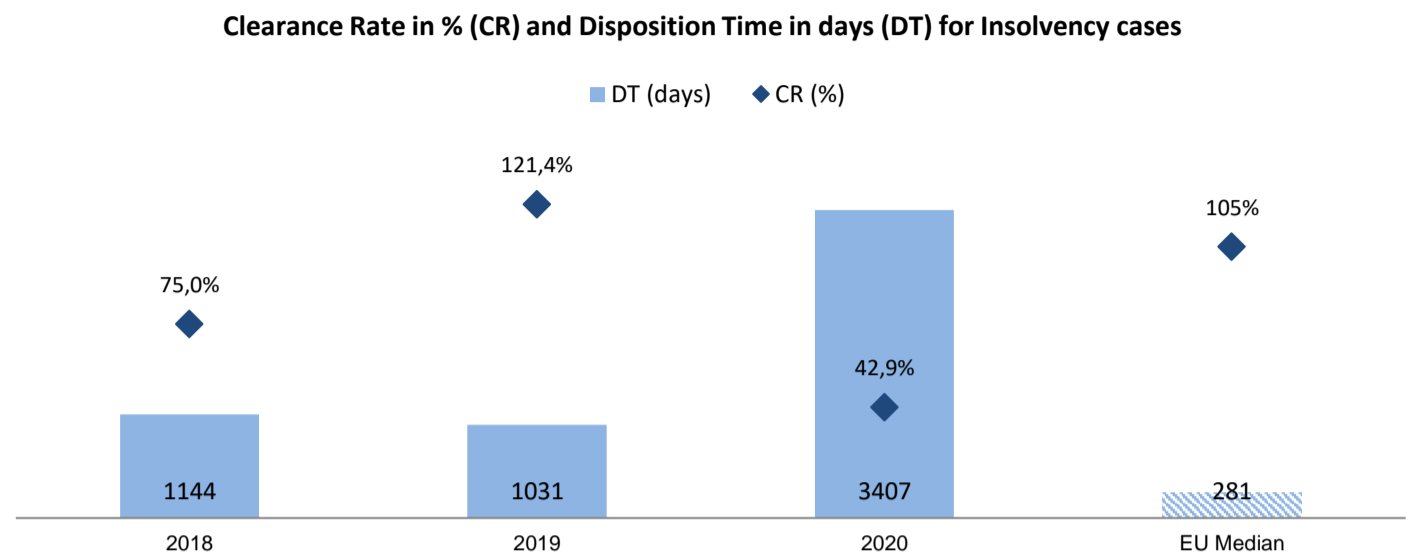
The vast majority of cases heard before the courts of Malta are litigious cases. Nevertheless, there is the Court of Voluntary Jurisdiction which deals with adoptions, appointment of tutor, curators and other administrators, interdiction and incapacitation and opening of secret wills.

The lack of horizontal consistency results from recounts that happen throughout the year, and that ensure that the data is always as up to date as possible. However when taken as a global figure, horizontal consistency might then be lost.

The cases included in the non-litigious case category are codified under Art 166A of the Code of Organisation and Civil Procedure (COCP), Chp 12 of the Laws of Malta.

◦ Clearance Rate and Disposition Time

Insolvency cases	CR (%)	DT (days)
2012	NA	NA
2013	NA	NA
2014	NA	NA
2015	NA	NA
2016	NA	NA
2017	NA	NA
2018	75,0%	1144
2019	121,4%	1031
2020	42,9%	3407



The Clearance Rate was calculated at 42,9% in 2020 for insolvency cases, Malta seems ... to deal with its insolvency cases.

Between 2019 and 2020, the Clearance Rate has decreased by -78,6 points.

In 2020, insolvency cases are solved in a approximately 3 407 days, which is well above EU median of 281 days.

The analysis of the 2019 - 2020 period reveals a 230,6% increase of the Disposition Time.

Due to cour closure, there are less incoming and resolved cases in 2020.

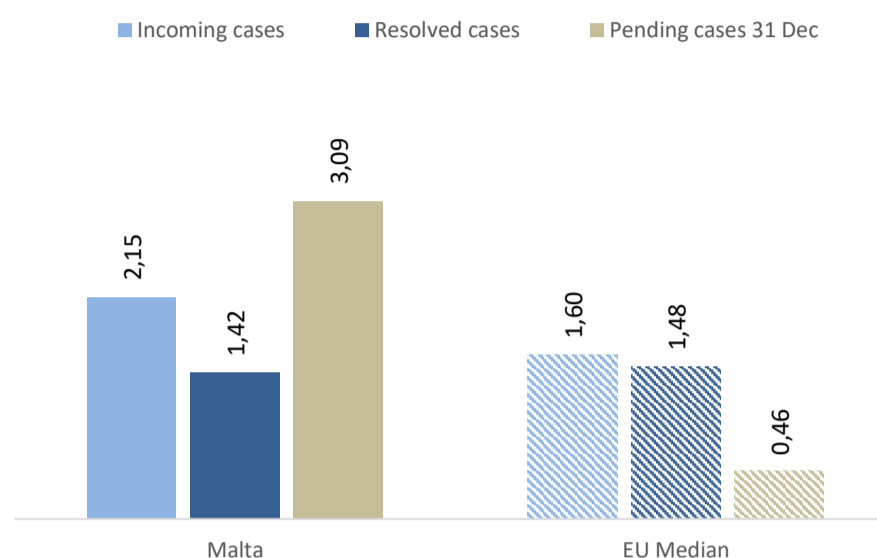
• First instance Criminal Law Cases

◦ Incoming, resolved and pending cases

	Pending cases 1 Jan	Incoming cases	Resolved cases	Pending cases 31 Dec
Total	11 899	11 086	7 321	15 883
Severe criminal cases	NA	NA	NA	NA
Misdemeanour and/or minor cases	NA	NA	NA	NA
Other cases	NA	NA	NA	NA

Per 100 inhabitants	Pending cases 1 Jan	Incoming cases	Resolved cases	Pending cases 31 Dec
Total	2,31	2,15	1,42	3,09
Severe criminal cases	NA	NA	NA	NA
Misdemeanour and/or minor cases	NA	NA	NA	NA
Other cases	NA	NA	NA	NA

Total criminal law cases per 100 inhabitants



The number of total incoming criminal cases in 2020 in Malta (2,15 per 100 inhabitants) is somewhat above EU median (1,60 per 100 inhabitants).

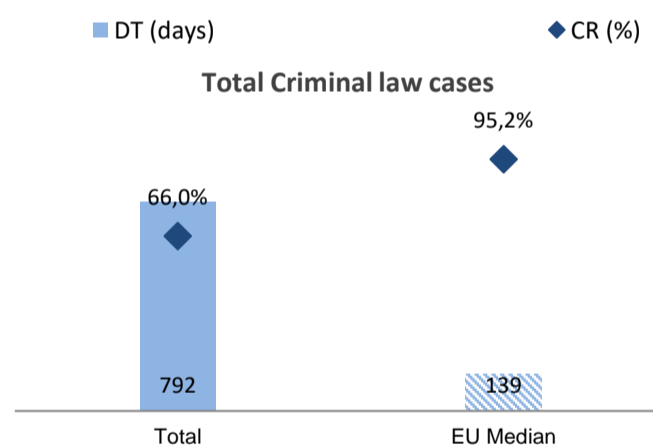
Moreover, the number of total resolved criminal cases in 2020 in Malta (1,42 per 100 inhabitants) is slightly below EU median (1,48 per 100 inhabitants).

Finally, the number of total pending criminal cases at the end of 2020 in Malta (3,09 per 100 inhabitants) is well above EU median (0,46 per 100 inhabitants).

◦ Clearance Rate and Disposition Time

Total criminal law cases	CR (%)	DT (days)
Total	66,0%	792
Severe criminal cases	NA	NA
Misdemeanour and/or minor cases	NA	NA
Other cases	NA	NA

Clearance Rate in % (CR) and Disposition Time in days (DT)



With the Clearance Rate calculated at 66,0% in 2020 for total criminal cases, Malta seems to struggle to deal with its total criminal cases.

In 2020, criminal law cases were solved in approximately 792 days, which is well above EU median of 139 days.

In the Maltese legal system, all proceedings which appear before the Court of Magistrates may be punishable with a fine or imprisonment, bar a few contraventions which still appear before the Court of Magistrates and it is not possible to obtain data relating to these few cases. Nevertheless, all cases which lead to an imprisonment of ten years or more can only be heard by the Criminal Court whilst cases between 2 and 12 years may be heard by the Court of Magistrates only once the procedure before it as a Court of Criminal Inquiry is completed. Since in Malta the vast majority of the cases contemplate the possibility of imprisonment, barring a few contraventions, the cases indicated as misdemeanours/minor offences, are those cases which are heard by the Court of Magistrates (excluding those being heard as a Court of Criminal Inquiry) having a maximum punishment of 2 years imprisonment while the cases indicated as 'severe criminal offences' are those having a punishment of over 2 years (Criminal Court & Court of Criminal Inquiry).

Given that the categorisation of criminal offences in Malta does not exactly match with the CEPEJ definitions provided, only the total of such cases is being reported. An actual breakdown of the figures quoted above is as follows:

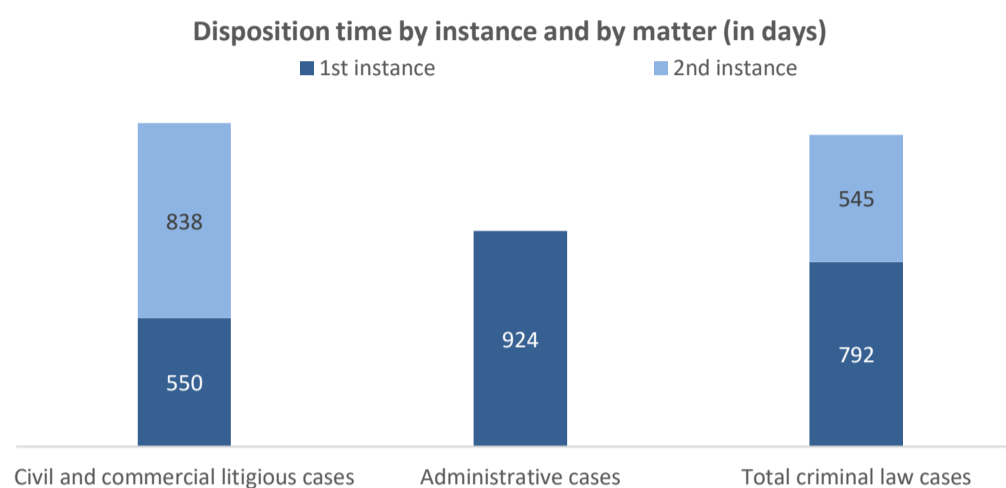
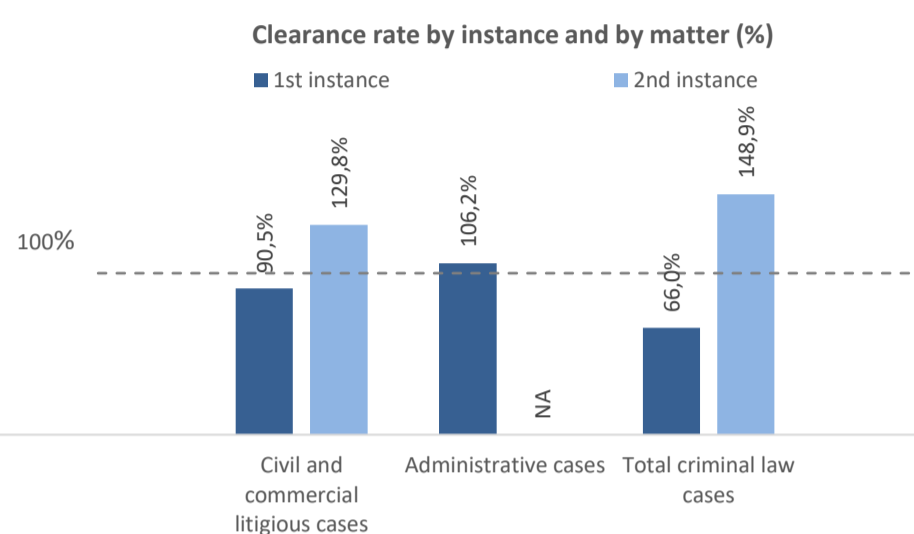
- Pending 1st January 2020 = 11899 (79 cases Criminal Court and 11820 cases Court of Magistrates)
- Incoming cases 2020 = 11086 (17 cases Criminal Court and 11069 cases Court of Magistrates)
- Resolved cases 2020 = 7321 (5 cases Criminal Court and 7316 cases Court of Magistrates)
- Pending cases 31st December 2020 = 15883 (89 cases Criminal Court and 15794 cases Court of Magistrates)

The lack of horizontal consistency results from recounts that happen throughout the year, and that ensure that the data is always as up to date as possible. However when taken as a global figure, horizontal consistency might then be lost.

The decrease in the number of incoming and resolved cases, and the ensuing high number of pending cases, results from the restrictions imposed by the pandemic on the functioning of the Courts of Law.

Overall efficiency by instance and by case matter

	CR (%)			DT (days)		
	1st instance	2nd instance	Supreme Court	1st instance	2nd instance	Supreme Court
Civil and commercial litigious cases	90,5%	129,8%	NAP	550	838	NAP
Administrative cases	106,2%	NA	NAP	924	NA	NAP
Total criminal law cases	66,0%	148,9%	NAP	792	545	NAP



Malta has a two-tier system, therefore the Court of Appeal is the second, highest and final instance court. The case flow data of the Court of Appeal are here presented as second instance cases. For this reason, CR and DT of the Court of Appeal are presented in the second instance, whereas NAP is indicated in the third instance.

It should also be noticed that, in the second instance courts, Administrative law cases are included in the number of Civil (and commercial) litigious cases. Moreover, the number of second instance criminal law cases reflects the aggregate number of cases of the Criminal Court of Appeal in its Superior and Inferior Jurisdiction.

Looking at the charts above, it is clear that Malta is struggling to solve the pending cases in all matters and instances and the Disposition Time (DT) for first and second instance cases is well above the EU median.

As far as the first instance cases are concerned, the DT is: 550 days for Civil and Commercial Litigious cases (vs the EU median of 221 days); 924 days for Administrative cases (vs the EU median of 388 days); and 792 days for Total Criminal Law cases (vs the EU median of 139). The Clearance Rate (CR) is above the threshold of 100% only for the Administrative cases (106,2%), whereas for Total Criminal Law cases the CR is as low as 66%. This shows that the first instance courts are not able to deal with the incoming Total Criminal Law cases.

Although the CR is much higher than the 100% threshold for the second instance cases (129,8% for Civil and Commercial Litigious cases and 148,9% for Criminal Law cases), the DT is still well above the EU median for all matters. Namely, it is 838 days for Civil and Commercial Litigious cases (whereas the EU median is 177 days) and it is 545 days for Total Criminal Law cases (while the EU median is 101 days).

5. Public prosecution services in Malta

• Role and powers of the public prosecutor


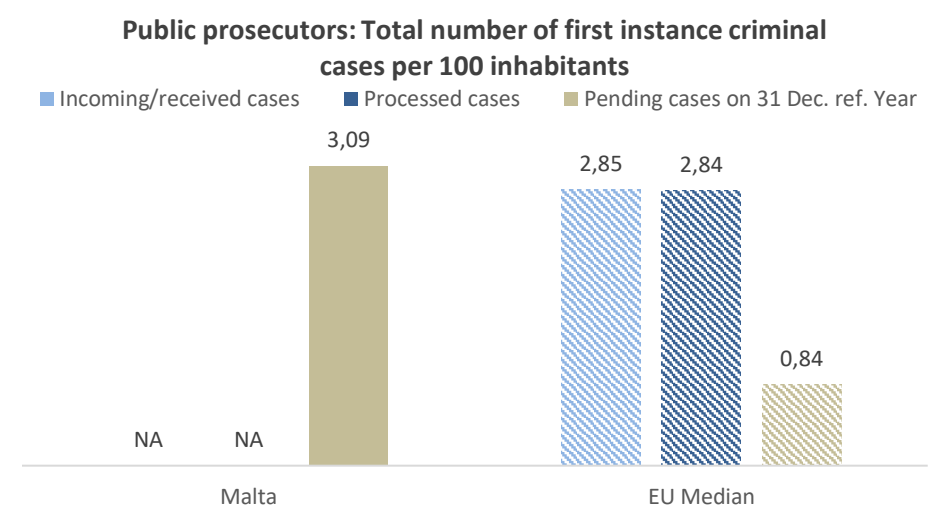
In the criminal procedure, the public prosecutor in Malta has the following 6 out of 11 possible roles and powers:

To conduct or supervise police investigation	✗	To appeal	✓
To conduct investigations	✗	To supervise the enforcement procedure	✗
When necessary, to request investigation measures from the judge	✓	To discontinue a case without needing a decision by a judge	✓
To charge	✓	To end the case by imposing or negotiating a penalty or measure without requiring a judicial decision	✗
To present the case in the court	✓	Other significant powers	✗
To propose a sentence to the judge	✓		

The public prosecutor does not have any role in civil, administrative or insolvency cases.

• Public prosecutors: Number of first instance criminal cases

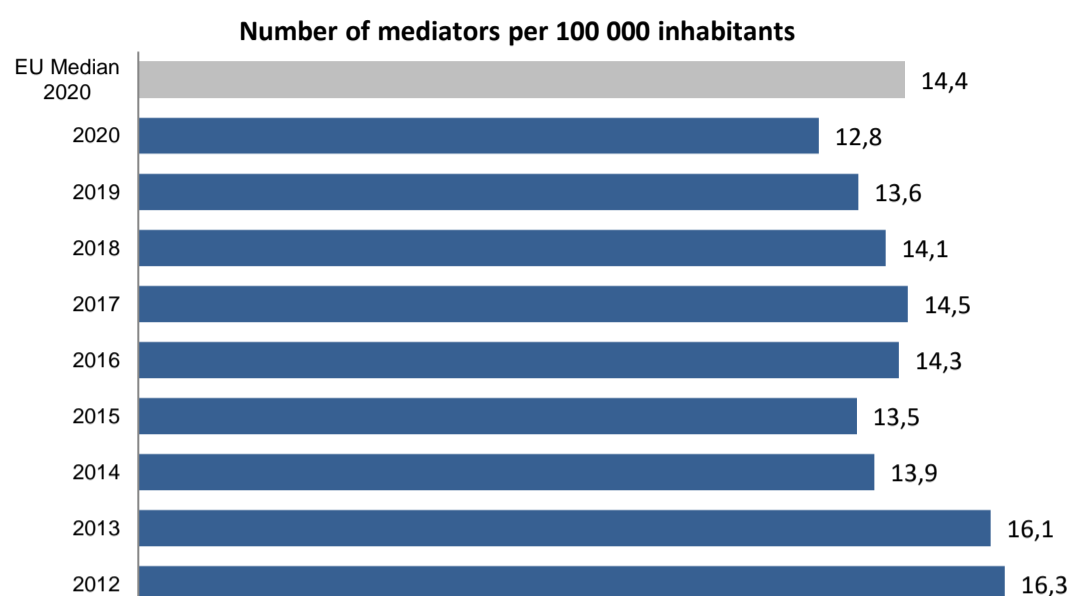
Type of cases	Absolute number	Per 100 inhabitants
1. Pending cases on 1 Jan. ref. year	11 899	2,31
2. Incoming/received cases	NA	NA
3. Processed cases (3.1 + 3.2 + 3.3 + 3.4)	NA	NA
3.1. Discontinued during the reference year (3.1.1 + 3.1.2 + 3.1.3 + 3.1.4)	NA	NA
3.1.1 Discontinued by the public prosecutor because the offender could not be identified	NA	NA
3.1.2 Discontinued by the public prosecutor due to the lack of an established offence or a specific legal situation	NA	NA
3.1.3 Discontinued by the public prosecutor for reasons of opportunity	NA	NA
3.1.4 Discontinued for other reasons	NA	NA
3.2. Concluded by a penalty or a measure imposed or negotiated by the public prosecutor	NAP	NAP
3.3. Cases closed by the public prosecutor for other reasons	NA	NA
3.4. Cases brought to court	11 086	2,15
4. Pending cases on 31 Dec. ref. year	15 883	3,09



6. Existence and use of alternative dispute resolution in Malta

Number of mediators

Mediators	Total	Per 100 000 inhabitants
2012	69	16,3
2013	69	16,1
2014	61	13,9
2015	61	13,5
2016	66	14,3
2017	69	14,5
2018	67	14,1
2019	67	13,6
2020	66	12,8



In 2020, there are 66 accredited or registered mediators who practise court related mediation which is 12,8 per 100 000 inhabitants (-1,5% less than in 2019).

Number of court related mediations

Type of cases	Number of cases for which the parties agreed to start mediation	Number of finished court-related mediations	Number of cases in which there is a settlement agreement
All cases	1668	1809	NA
Civil and commercial	5	2	NA
Family cases	1663	1807	NA
Administrative	NAP	NAP	NAP
Employment dismissal	NAP	NAP	NAP
Criminal cases	NAP	NAP	NAP
Consumer cases	NAP	NAP	NAP

7. ICT tools of courts in Malta

•The ICT tools of courts and for court users

The use of ICT in courts in 2020 has been evaluated as :

		EU Median
Total	5,5	6,6
Assistance tools (0 to 3)	1,5	2,0
Case management system (0 to 7)	4,7	5,2
Financial management tools (0 to 3)	2,0	1,3
Measurement tools to assess the workload (0 to 5)	2,3	2,5
Electronic communication (0 to 10)	4,8	6,9

The calculation of this values for each field is based on the answers for that question/s and weighted according the availability or deployment rate. The total value is normalised to max 10 points for readability and comparison.

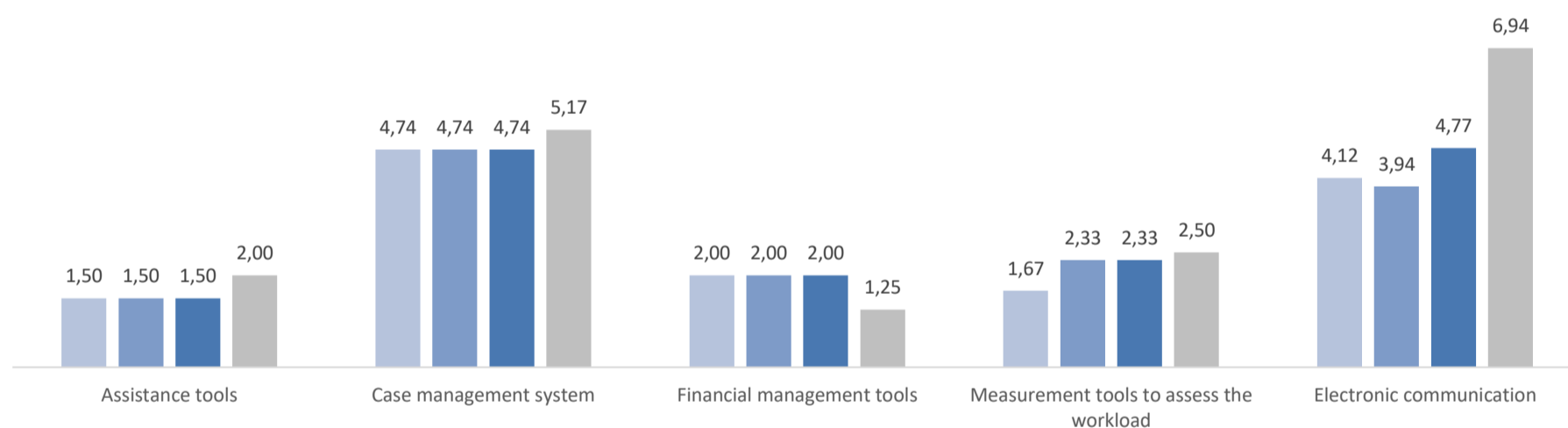
The details of the calculation are given in Annex 5 - IT calculations.

The result by area may be summarized in these graphics, where each field has been evaluated from 0 to 4 points.

Note: index is modified based on the available questions. This cycle the recalculation was made for the last three cycles to be able to follow the development.

ICT tools assessment from 2018 to 2020

■ 2018 ■ 2019 ■ 2020 ■ EU Median 2020



Comments on CMS

Regarding the Case Management System, it does indicate the age of the pending caseload but it does not 'issue' a warning to the judiciary once cases exceed a pre-established threshold.

Comments on communication tools

As far as the electronic communication between courts and lawyers and/or parties is concerned, in Civil and/or Commercial cases and in Administrative cases, parties not represented by a lawyer have access to some of the features outlined under 'Trial phases concerned' but not all. For example, it is mandatory by law that the filing of a case is made through a lawyer or a legal procurator and not by a party without a lawyer. Moreover the system only recognises legal professionals in executing certain information-sharing functions, whilst communicating directly with parties in relation to other aspects of the phases of a hearing (for example through MyActs).

8. Systems for measuring and evaluating the performance of courts and public prosecution services in Malta

In Malta, quality standards are determined for the judicial system at national level (e.g. quality systems for the judiciary and/or judicial quality policies). However, there is no specialised personnel within the courts or the public prosecution services entrusted with implementation of these national level quality standards.

There exists a Code of Ethics for the members of the Judiciary which, though not providing for the organisation and quality of the judicial work, does lay upon the members of the Judiciary certain obligations which are important in ensuring the transparency and independence of the judicial process.

• Systems for measuring and evaluating courts' performance

A regular monitoring system of court activities is in place concerning:

Number of incoming cases	✓	Satisfaction of users (regarding the services delivered by the courts)	✓
Length of proceedings (timeframes)	✓	Costs of the judicial procedures	✗
Number of resolved cases	✓	Number of appeals	✓
Number of pending cases	✓	Appeal ratio	✗
Backlogs	✓	Clearance rate	✓
Productivity of judges and court staff	✗	Disposition time	✓
Satisfaction of court staff	✗	Other	✓

In Malta, there is a system to regularly evaluate the court performance based primarily on defined indicators and the reporting is more frequent than annual.

Court performance is evaluated on a quarterly basis, or as the need arises.

Performance and quality indicators are defined for the activity of each court.

The following indicators are used:

Number of incoming cases	✓	Satisfaction of users (regarding the services delivered by the courts)	✗
Length of proceedings (timeframes)	✓	Costs of the judicial procedures	✗
Number of resolved cases	✓	Number of appeals	✓
Number of pending cases	✓	Appeal ratio	✗
Backlogs	✓	Clearance rate	✓
Productivity of judges and court staff	✗	Disposition time	✓
Satisfaction of court staff	✗	Other: age of pending cases	✓

The evaluation of the courts' activity is used for the later allocation of means in this court.

• Systems for measuring and evaluating public prosecution services' performance

A regular monitoring system of public prosecution services activities is in place concerning:

Number of incoming cases	✓	Satisfaction of users (regarding the services delivered by the public prosecution)	✗
Length of proceedings (timeframes)	✗	Costs of the judicial procedures	✗
Number of resolved cases	✓	Clearance rate	✗
Number of pending cases	✓	Disposition time	✗
Backlogs	✗	Percentage of convictions and acquittals	✗
Productivity of prosecutors and prosecution staff	✗	Other	✗
Satisfaction of prosecution staff	✗		

In Malta, there is a system to evaluate regularly the activity of each public prosecution service and the frequency of the reporting is annual.

The Office of the AG has started setting up a system to assess the performance of the prosecution service, but this is still in its initial phases and more work is being planned on it to make it more integrated.

Performance and quality indicators are defined for the activity of each public prosecution service.

The following indicators are used:

Number of incoming cases	✓	Satisfaction of users (regarding the services delivered by the public prosecutors)	✗
Length of proceedings (timeframes)	✗	Costs of the judicial procedures	✗
Number of resolved cases	✓	Clearance rate	✗
Number of pending cases	✓	Disposition time	✗
Backlogs	✗	Percentage of convictions and acquittals	✗
Productivity of prosecutors and prosecution staff	✗	Other	✗
Satisfaction of prosecution staff	✗		

The evaluation of the public prosecution services' activity is used for the later allocation of means in this service.

Malta (2012-2020) data tables

Question	2012	2013	2014	2015	2016	2017	2018	2019	2020	Variations for quantitative questions													
										2012-2020	2012-2013	2013-2014	2014-2015	2015-2016	2016-2017	2017-2018	2018-2019	2019-2020					
Table General Data: Economic and demographic data, in absolute values (Q1, Q3, Q5)																							
Q1 Number of inhabitants	422 509	429 424	439 691	450 415	460 297	475 701	475 701	493 559	514 565		21,8%	1,6%	2,4%	2,4%	2,2%	3,3%	0,0%	3,8%	4,3%				
Q.3 GDP Per capita (in €) in current prices	16 417	16 831	18 525	21 469	22 664	23 778	25 556	26 490	24 634		50,1%	2,5%	10,1%	15,9%	5,6%	4,9%	7,5%	3,7%	-7,0%				
Q5. Exchange rate of Nat currency to € on 1 Jan	NAP	NAP	NAP	NAP	NAP	NAP	NAP	NAP	NAP		-	-	-	-	-	-	-	-	-				

Indicator 1: Systems for measuring and evaluating the performance of courts and prosecution services (Indicator 4 in 2019)

Table 1.1 to Table 1.10 (Q66, Q67, Q77, Q78, Q77-1, Q78-1, Q73, Q73-0, Q73-1, Q73-2, Q73-3, Q73-4, Q73-5, Q73-6, Q70, Q70-1, Q71, Q72, Q83-2, Q83-3, Q120 and Q120-1)

66 Qlty standards formulated_jud system	Yes	Yes	Yes	Yes	True	True	True	True	True
67 Specialised court staff entrusted_qlty standards	No	No	No	No	False	False	False	False	False
77 Performance and quality indicators of court activities	No	No	Yes	Yes	True	False	True	True	True
078.1.1 Number of incoming cases							True	True	True
078.1.2 Length of proceedings (timeframes)							True	True	True
078.1.3 Number of resolved cases							True	True	True
078.1.4 Number of pending cases							True	True	True
078.1.5 Backlogs							True	True	True
078.1.6 Productivity of judges and court staff							False	False	False
078.1.7 Satisfaction of court staff							False	False	False
078.1.8 Satisfaction of users (regarding the services delivered by the courts)							True	True	False
078.1.9 Costs of the judicial procedures							False	False	False
078.1.10 Number of appeals							False	True	True
078.1.11 Appeal ratio							False	False	False
078.1.12 Clearance rate							True	True	True
078.1.13 Disposition time							True	True	True
078.1.14 Other							True	True	True
077-1.1.1 Defined performance and quality indicators									True

Malta (2012-2020) data tables

Question	2012	2013	2014	2015	2016	2017	2018	2019	2020	Variations for quantitative questions									
										2012-2020	2012-2013	2013-2014	2014-2015	2015-2016	2016-2017	2017-2018	2018-2019	2019-2020	
078-1.1.1 Number of incoming cases									True										
078-1.1.2 Length of proceedings (timeframes)									False										
078-1.1.3 Number of resolved cases									True										
078-1.1.4 Number of pending cases									True										
078-1.1.5 Backlogs									False										
078-1.1.6 Productivity of prosecutors and prosecution staff									False										
078-1.1.7 Satisfaction of prosecution staff									False										
078-1.1.8 Satisfaction of users (regarding the services delivered by the public prosecution)									False										
078-1.1.9 Costs of the judicial procedures									False										
078-1.1.10 Clearance rate									False										
078-1.1.11 Disposition time									False										
078-1.1.12 Percentage of convictions and acquittals									False										
078-1.1.13 Other									False										
73 Regular system_evaluation_performance_each court	No	No	No	Yes	True	True	True	True	True	True									
073-0.1.1 Annual					False	False	False	False	False	False									
073-0.1.2 Less frequent					False	False	False	False	False	False									
073-0.1.3 More frequent					True	True	True	True	True	True									
073-1.1.1 Evaluation used for the allocation of resources within the court			Yes	Yes	True	True	True	True	True	True									
073-2.1.1 Courses of action taken in the evaluation is used for the allocation of resources								True	True	True									
073-2.1.2 Reallocating resources (human/financial resources based on performance)								True	True	True									
073-2.1.3 Reengineering of internal procedures to increase efficiency								False	True	False									
073-2.1.4 Other								True	True	True									
073-3.1.1 Regular evaluation of the public prosecution services performance										True									

Malta (2012-2020) data tables

Question	2012	2013	2014	2015	2016	2017	2018	2019	2020	Variations for quantitative questions									
										2012-2020	2012-2013	2013-2014	2014-2015	2015-2016	2016-2017	2017-2018	2018-2019	2019-2020	
073-4.1.1 Annual									True										
073-4.1.2 Less frequent									False										
073-4.1.3 More frequent									False										
073-5.1.1 Evaluation used for the allocation of resources within the public prosecution services									True										
073-6.1.1 Identifying the causes of improved or deteriorated performance									True										
073-6.1.2 Reallocating resources (human/financial resources based on performance)									True										
073-6.1.3 Reengineering of internal procedures to increase efficiency									True										
073-6.1.4 Other									False										
070.1.1 number of incoming cases	Yes	Yes	Yes	Yes	True	True	True	True	True	True									
070.1.2 length of proceedings (timeframes)	No	No	Yes	Yes	True	True	True	True	True	True									
070.1.3 number of resolved cases	Yes	Yes	Yes	Yes	True	True	True	True	True	True									
070.1.4 number of pending cases							True	True	True	True									
070.1.5 backlogs							True	True	True	True									
070.1.6 productivity of judges and court staff							False	False	False	False									
070.1.7 satisfaction of court staff							False	False	False	False									
070.1.8 satisfaction of users (regarding the services delivered by the courts)							True	True	True	True									
070.1.9 costs of the judicial procedures							False	False	False	False									
070.1.10 number of appeals							True	True	True	True									
070.1.11 appeal ratio							False	False	False	False									
070.1.12 clearance rate							True	True	True	True									

Malta (2012-2020) data tables

Question	2012	2013	2014	2015	2016	2017	2018	2019	2020	Variations for quantitative questions									
										2012-2020	2012-2013	2013-2014	2014-2015	2015-2016	2016-2017	2017-2018	2018-2019	2019-2020	
070-1.1.1 Number of incoming cases									True										
070-1.1.2 Length of proceedings (timeframes)									False										
070-1.1.3 Number of resolved cases									True										
070-1.1.4 Number of pending cases									True										
070-1.1.5 Backlogs									False										
070-1.1.6 Productivity of prosecutors and prosecution staff									False										
070-1.1.7 Satisfaction of prosecution staff									False										
070-1.1.8 Satisfaction of users (regarding the services delivered by the public prosecution)									False										
070-1.1.9 Costs of the judicial procedures									False										
070-1.1.10 Clearance rate									False										
070-1.1.11 Disposition time									False										
070-1.1.12 Percentage of convictions and acquittals									False										
070-1.1.13 Other									False										
071.1.1 Monitoring backlogs in Civil law cases									True										
071.1.2 Monitoring backlogs in Criminal law cases									False										
071.1.3 Monitoring backlogs in Administrative law cases									True										
072.1.1 Monitoring timeframes Within the courts									False										
072.1.2 Monitoring timeframes Within the public prosecution services									False										
083-2.1.1 Quantitative performance targets defined for each prosecutors									False										
083-3.1.1 Body responsible - Executive power (for example the Ministry of Justice)									NAP										
083-3.1.2 Body responsible - Prosecutor General /State public prosecutor									NAP										
083-3.1.3 Body responsible - Public Prosecutorial Council									NAP										
083-3.1.4 Body responsible - Head of the organisational unit or hierarchically superior public prosecutor									NAP										
083-3.1.5 Body responsible - Other									NAP										

Malta (2012-2020) data tables

Question	2012	2013	2014	2015	2016	2017	2018	2019	2020	Variations for quantitative questions									
										2012-2020	2012-2013	2013-2014	2014-2015	2015-2016	2016-2017	2017-2018	2018-2019	2019-2020	
120.1.1 Qualitative individual assessment of the public prosecutors' work									True										
120.1.1.1 Feequency - Annual									False										
120.1.1.2 Feequency - Less frequent									False										
120.1.1.3 Feequency - More frequent									True										
Indicator 2: The judicial organisation																			
Tables 2.1a; 2.1b; 2.2a; 2.2b; 2.3a; 2.3b; 2.4 and 2.5(EC) (Q42, Q43 and Q44)																			
Q42.1.1 Total number of all courts - legal entities	-	-	-	-	-	-	-	-	-	15	-	-	-	-	-	-	-	-	-
Q42.1.2 Total number of courts of general jurisdiction - legal entities	-	-	-	-	-	-	-	-	-	8	-	-	-	-	-	-	-	-	-
Q42.1.3 First instance courts of general jurisdiction - legal entities	1	1	1	1	1	1	1	1	1	4	300,0%	0,0%	0,0%	0,0%	0,0%	0,0%	0,0%	0,0%	300,0%
Q42.1.4 Second instance courts of general jurisdiction - legal entities	-	-	-	-	-	-	-	-	-	4	-	-	-	-	-	-	-	-	-
Q42.1.5 Highest instance courts of general jurisdiction - legal entities	-	-	-	-	-	-	-	-	-	NAP	-	-	-	-	-	-	-	-	-
Q42.1.6 Total number of specialised courts - legal entities	-	-	-	-	-	-	-	-	-	7	-	-	-	-	-	-	-	-	-
43.1.1 Total number of specialised courts of first instance	7	7	7	7	7	7	8	9	9	7	0,0%	0,0%	0,0%	0,0%	0,0%	14,3%	12,5%	0,0%	-22,2%
43.1.2 Commercial courts (excluded insolvency courts)	-	NAP	NAP	NAP	NAP	NAP	NAP	1	1	NAP	-	-	-	-	-	-	-	0,0%	-
43.1.3 Insolvency courts	-	NAP	NAP	NAP	NAP	NAP	NAP	NAP	NAP	NAP	-	-	-	-	-	-	-	-	-
43.1.4 Labour courts	-	NAP	NAP	NAP	NAP	NAP	NAP	NAP	NAP	NAP	-	-	-	-	-	-	-	-	-
43.1.5 Family courts	1	1	1	1	1	1	1	1	1	NAP	-	0,0%	0,0%	0,0%	0,0%	0,0%	0,0%	0,0%	-
43.1.6 Rent and tenancies courts	-	NAP	1	1	1	1	1	1	1	1	-	-	-	0,0%	0,0%	0,0%	0,0%	0,0%	0,0%
43.1.7 Enforcement of criminal sanctions courts	-	NAP	NAP	NAP	NAP	NAP	NAP	NAP	NAP	NAP	-	-	-	-	-	-	-	-	-
43.1.8 Fight against terrorism, organised crime and corruption	-	NAP	NAP	NAP	NAP	NAP	NAP	NAP	NAP	NAP	-	-	-	-	-	-	-	-	-
43.1.9 Internet related disputes	-	NAP	NAP	NAP	NAP	NAP	NAP	NAP	NAP	NAP	-	-	-	-	-	-	-	-	-
43.1.10 Administrative courts	1	1	1	1	1	1	1	1	1	1	0,0%	0,0%	0,0%	0,0%	0,0%	0,0%	0,0%	0,0%	0,0%
43.1.11 Insurance and / or social welfare courts	-	NAP	NAP	NAP	NAP	NAP	NAP	NAP	NAP	NAP	-	-	-	-	-	-	-	-	-
43.1.12 Military courts	-	NAP	NAP	NAP	NAP	NAP	NAP	NAP	NAP	NAP	-	-	-	-	-	-	-	-	-
43.1.13 Juvenile courts	-	-	-	-	-	-	-	-	-	1	-	-	-	-	-	-	-	-	-

Malta (2012-2020) data tables

Question	2012	2013	2014	2015	2016	2017	2018	2019	2020	Variations for quantitative questions								
										2012-2020	2012-2013	2013-2014	2014-2015	2015-2016	2016-2017	2017-2018	2018-2019	2019-2020
43.1.14 Other specialised courts	5	5	4	4	4	5	5	5	4	-20,0%	0,0%	-20,0%	0,0%	0,0%	25,0%	0,0%	0,0%	-20,0%
43.2.1 Total number of specialised courts of higher instances	-	-	-	-	-	-	-	-	NAP	-	-	-	-	-	-	-	-	-
43.2.2 Commercial courts (excluded insolvency courts)	-	-	-	-	-	-	-	-	NAP	-	-	-	-	-	-	-	-	-
43.2.3 Insolvency courts	-	-	-	-	-	-	-	-	NAP	-	-	-	-	-	-	-	-	-
43.2.4 Labour courts	-	-	-	-	-	-	-	-	NAP	-	-	-	-	-	-	-	-	-
43.2.5 Family courts	-	-	-	-	-	-	-	-	NAP	-	-	-	-	-	-	-	-	-
43.2.6 Rent and tenancies courts	-	-	-	-	-	-	-	-	NAP	-	-	-	-	-	-	-	-	-
43.2.7 Enforcement of criminal sanctions courts	-	-	-	-	-	-	-	-	NAP	-	-	-	-	-	-	-	-	-
43.2.8 Fight against terrorism, organised crime and corruption	-	-	-	-	-	-	-	-	NAP	-	-	-	-	-	-	-	-	-
43.2.9 Internet related disputes	-	-	-	-	-	-	-	-	NAP	-	-	-	-	-	-	-	-	-
43.2.10 Administrative courts	-	-	-	-	-	-	-	-	NAP	-	-	-	-	-	-	-	-	-
43.2.11 Insurance and / or social welfare courts	-	-	-	-	-	-	-	-	NAP	-	-	-	-	-	-	-	-	-
43.2.12 Military courts	-	-	-	-	-	-	-	-	NAP	-	-	-	-	-	-	-	-	-
43.2.13 Juvenile courts	-	-	-	-	-	-	-	-	NAP	-	-	-	-	-	-	-	-	-
43.2.14 Other specialised courts	-	-	-	-	-	-	-	-	NAP	-	-	-	-	-	-	-	-	-
44.1.1 First instance courts geographic locations	-	-	-	-	-	-	-	-	2	-	-	-	-	-	-	-	-	-
44.1.2 All courts geographic locations	2	2	2	2	2	2	2	3	3	50,0%	0,0%	0,0%	0,0%	0,0%	0,0%	50,0%	0,0%	0,0%

Malta (2012-2020) data tables

Question	2012	2013	2014	2015	2016	2017	2018	2019	2020	Variations for quantitative questions								
										2012-2020	2012-2013	2013-2014	2014-2015	2015-2016	2016-2017	2017-2018	2018-2019	2019-2020
Indicator 3: The performance of courts at all stages of the proceedings																		
Tables 3.1.1.1 to 3.1.1.4 (all years) Number of other than criminal cases (Q91)																		
Table 3.3.1 to 3.3.3 Variation of first instance other than criminal cases per 100 inhabitants (Q1, Q91)																		
Table 3.13.7 (EC) to 3.13.12 (EC) First instance other than criminal cases (Q91)																		
91.1.1 1st inst courts_Pending cases on 1 Jan. Total of other than criminal law cases (1+2+3+4)	9 805	9 789	10 845	10 568	9 459	NA	9 492	10 138	11 243	14,7%	-0,2%	10,8%	-2,6%	-10,5%	-	-	6,8%	10,9%
91.1.2 1st inst courts_Pending cases on 1 Jan. Civil (and commercial) litigious cases	9 457	9 238	10 092	9 885	9 041	NA	8 856	9 727	10 429	10,3%	-2,3%	9,2%	-2,1%	-8,5%	-	-	9,8%	7,2%
91.1.3 1st inst courts_Pending cases on 1 Jan. Non litigious cases (2.1+2.2+2.3)	-	-	NAP	NAP	NAP	NA	262	23	453	-	-	-	-	-	-	-	-91,2%	1869,6%
91.1.4 1st inst courts_Pending cases on 1 Jan. General civil (and commercial) non-litigious cases	NAP	NAP	NAP	NAP	NAP	NA	262	23	453	-	-	-	-	-	-	-	-91,2%	1869,6%
91.1.5 1st inst courts_Pending cases on 1 Jan. Registry cases (2.2.1+2.2.2+2.2.3)	-	-	NAP	NAP	NAP	NAP	NAP	NAP	NAP	-	-	-	-	-	-	-	-	-
91.1.6 1st inst courts_Pending cases on 1 Jan. Non litigious land registry cases	NAP	NAP	NAP	NAP	NAP	NAP	NAP	NAP	NAP	-	-	-	-	-	-	-	-	-
91.1.7 1st inst courts_Pending cases on 1 Jan. Non-litigious business registry cases	NAP	NAP	NAP	NAP	NAP	NAP	NAP	NAP	NAP	-	-	-	-	-	-	-	-	-
91.1.8 1st inst courts_Pending cases on 1 Jan. Other registry cases	-	-	NAP	NAP	NAP	NAP	NAP	NAP	NAP	-	-	-	-	-	-	-	-	-
91.1.9 1st inst courts_Pending cases on 1 Jan. Other non-litigious cases	-	-	NAP	NAP	NAP	NAP	NAP	NAP	NAP	-	-	-	-	-	-	-	-	-
91.1.10 1st inst courts_Pending cases on 1 Jan. Administrative law cases	348	551	753	683	418	413	374	388	361	3,7%	58,3%	36,7%	-9,3%	-38,8%	-1,2%	-9,4%	3,7%	-7,0%
91.1.11 1st inst courts_Pending cases on 1 Jan. Other cases (e.g. insolvency registry cases)	NAP	NAP	NAP	NAP	NAP	NAP	NAP	NAP	NAP	-	-	-	-	-	-	-	-	-
91.2.1 1st inst courts_Incoming cases_Total of other than criminal law cases (1+2+3+4)	4 507	4 272	6 762	6 991	6 730	10 911	11 827	13 066	10 915	142,2%	-5,2%	58,3%	3,4%	-3,7%	62,1%	8,4%	10,5%	-16,5%
91.2.2 1st inst courts_Incoming cases_Civil (and commercial) litigious cases	4 161	3 935	6 643	6 916	6 640	7 656	8 640	8 909	7 433	78,6%	-5,4%	68,8%	4,1%	-4,0%	15,3%	12,9%	3,1%	-16,6%
91.2.3 1st inst courts_Incoming cases_Non litigious cases (2.1+2.2+2.3)	-	-	NAP	NAP	NAP	3 174	3 040	4 027	3 353	-	-	-	-	-	-	-4,2%	32,5%	-16,7%
91.2.4 1st inst courts_Incoming cases_General civil (and commercial) non-litigious cases	NAP	NAP	NAP	NAP	NAP	3 174	3 040	4 027	3 353	-	-	-	-	-	-	-4,2%	32,5%	-16,7%
91.2.5 1st inst courts_Incoming cases_Registry cases (2.2.1+2.2.2+2.2.3)	-	-	NAP	NAP	NAP	NAP	NAP	NAP	NAP	-	-	-	-	-	-	-	-	-
91.2.6 1st inst courts_Incoming cases_Non litigious land registry cases	NAP	NAP	NAP	NAP	NAP	NAP	NAP	NAP	NAP	-	-	-	-	-	-	-	-	-
91.2.7 1st inst courts_Incoming cases_Non-litigious business registry cases	NAP	NAP	NAP	NAP	NAP	NAP	NAP	NAP	NAP	-	-	-	-	-	-	-	-	-
91.2.8 1st inst courts_Incoming cases_Other registry cases	-	-	NAP	NAP	NAP	NAP	NAP	NAP	NAP	-	-	-	-	-	-	-	-	-
91.2.9 1st inst courts_Incoming cases_Other non-litigious cases	-	-	NAP	NAP	NAP	NAP	NAP	NAP	NAP	-	-	-	-	-	-	-	-	-
91.2.10 1st inst courts_Incoming cases_Administrative law cases	346	337	119	75	90	81	147	130	129	-62,7%	-2,6%	-64,7%	-37,0%	20,0%	-10,0%	81,5%	-11,6%	-0,8%
91.2.11 1st inst courts_Incoming cases_Other cases (e.g. insolvency registry cases)	NAP	NAP	NAP	NAP	NAP	NAP	NAP	NAP	NAP	-	-	-	-	-	-	-	-	-

Malta (2012-2020) data tables

Question	2012	2013	2014	2015	2016	2017	2018	2019	2020	Variations for quantitative questions								
										2012-2020	2012-2013	2013-2014	2014-2015	2015-2016	2016-2017	2017-2018	2018-2019	2019-2020
91.3.1 1st inst courts_Resolved cases_Total of other than criminal law cases (1+2+3+4)	4 875	4 447	6 909	7 727	7 231	10 458	11 481	11 932	9 923	103,5%	-8,8%	55,4%	11,8%	-6,4%	44,6%	9,8%	3,9%	-16,8%
91.3.2 1st inst courts_Resolved cases_Civil (and commercial) litigious cases	4 736	4 312	6 732	7 419	7 128	7 427	8 068	8 178	6 728	42,1%	-9,0%	56,1%	10,2%	-3,9%	4,2%	8,6%	1,4%	-17,7%
91.3.3 1st inst courts_Resolved cases_Non litigious cases (2.1+2.2+2.3)	-	-	NAP	NAP	NAP	2 912	3 279	3 597	3 058	-	-	-	-	-	-	12,6%	9,7%	-15,0%
91.3.4 1st inst courts_Resolved cases_General civil (and commercial) non-litigious cases	NAP	NAP	NAP	NAP	NAP	2 912	3 279	3 597	3 058	-	-	-	-	-	-	12,6%	9,7%	-15,0%
91.3.5 1st inst courts_Resolved cases_Registry cases (2.2.1+2.2.2+2.2.3)	-	-	NAP	NAP	NAP	NAP	NAP	NAP	NAP	-	-	-	-	-	-	-	-	-
91.3.6 1st inst courts_Resolved cases_Non litigious land registry cases	NAP	NAP	NAP	NAP	NAP	NAP	NAP	NAP	NAP	-	-	-	-	-	-	-	-	-
91.3.7 1st inst courts_Resolved cases_Non-litigious business registry cases	NAP	NAP	NAP	NAP	NAP	NAP	NAP	NAP	NAP	-	-	-	-	-	-	-	-	-
91.3.8 1st inst courts_Resolved cases_Other registry cases	-	-	NAP	NAP	NAP	NAP	NAP	NAP	NAP	-	-	-	-	-	-	-	-	-
91.3.9 1st inst courts_Resolved cases_Other non-litigious cases	-	-	NAP	NAP	NAP	NAP	NAP	NAP	NAP	-	-	-	-	-	-	-	-	-
91.3.10 1st inst courts_Resolved cases_Administrative law cases	139	135	177	308	103	119	134	157	137	-1,4%	-2,9%	31,1%	74,0%	-66,6%	15,5%	12,6%	17,2%	-12,7%
91.3.11 1st inst courts_Resolved cases_Other cases (e.g. insolvency registry cases)	NAP	NAP	NAP	NAP	NAP	NAP	NAP	NAP	NAP	-	-	-	-	-	-	-	-	-
91.4.1 1st inst courts_Pending cases on 31 Dec. Total of other than criminal law cases (1+2+3+4)	9 437	9 614	10 568	9 459	8 843	9 492	10 138	11 243	11 242	19,1%	1,9%	9,9%	-10,5%	-6,5%	7,3%	6,8%	10,9%	0,0%
91.4.2 1st inst courts_Pending cases on 31 Dec. Civil (and commercial) litigious cases	8 882	8 861	9 885	9 041	8 430	8 856	9 727	10 429	10 147	14,2%	-0,2%	11,6%	-8,5%	-6,8%	5,1%	9,8%	7,2%	-2,7%
91.4.3 1st inst courts_Pending cases on 31 Dec. Non litigious cases (2.1+2.2+2.3)	-	-	NAP	NAP	NAP	262	23	453	748	-	-	-	-	-	-	-91,2%	1869,6%	65,1%
91.4.4 1st inst courts_Pending cases on 31 Dec. General civil (and commercial) non-litigious cases	NAP	NAP	NAP	NAP	NAP	262	23	453	748	-	-	-	-	-	-	-91,2%	1869,6%	65,1%
91.4.5 1st inst courts_Pending cases on 31 Dec. Registry cases (2.2.1+2.2.2+2.2.3)	-	-	NAP	NAP	NAP	NAP	NAP	NAP	NAP	-	-	-	-	-	-	-	-	-
91.4.6 1st inst courts_Pending cases on 31 Dec. Non litigious land registry cases	NAP	NAP	NAP	NAP	NAP	NAP	NAP	NAP	NAP	-	-	-	-	-	-	-	-	-
91.4.7 1st inst courts_Pending cases on 31 Dec. Non-litigious business registry cases	NAP	NAP	NAP	NAP	NAP	NAP	NAP	NAP	NAP	-	-	-	-	-	-	-	-	-
91.4.8 1st inst courts_Pending cases on 31 Dec. Other registry cases	-	-	NAP	NAP	NAP	NAP	NAP	NAP	NAP	-	-	-	-	-	-	-	-	-
91.4.9 1st inst courts_Pending cases on 31 Dec. Other non-litigious cases	-	-	NAP	NAP	NAP	NAP	NAP	NAP	NAP	-	-	-	-	-	-	-	-	-
91.4.10 1st inst courts_Pending cases on 31 Dec. Administrative law cases	555	753	683	418	413	374	388	361	347	-37,5%	35,7%	-9,3%	-38,8%	-1,2%	-9,4%	3,7%	-7,0%	-3,9%
91.4.11 1st inst courts_Pending cases on 31 Dec. Other cases (e.g. insolvency registry cases)	NAP	NAP	NAP	NAP	NAP	NAP	NAP	NAP	NAP	-	-	-	-	-	-	-	-	-

Malta (2012-2020) data tables

Question	2012	2013	2014	2015	2016	2017	2018	2019	2020	Variations for quantitative questions															
										2012-2020	2012-2013	2013-2014	2014-2015	2015-2016	2016-2017	2017-2018	2018-2019	2019-2020							
Table 3.2.1.1 to 3.2.1.2 (all years) First instance courts: Clearance rate and disposition time for other than criminal cases (Q91)																									
Table 3.3.4 to 3.3.7 Variation of Clearance Rate and Disposition Time of first instance other than criminal cases (Q91)																									
Table 3.13.1 (EC) to 3.13.6 (EC) First instance courts: Disposition time and clearance rate for other than criminal cases (Q91)																									
CR Total of other than criminal law cases	108,2%	104,1%	102,2%	110,5%	107,4%	95,8%	97,1%	91,3%	90,9%	-	15,95	-	3,76	-	1,85	8,18	-	2,79	-	10,79	1,28	-	5,93	-	0,45
CR Civil (and commercial) litigious cases	113,8%	109,6%	101,3%	107,3%	107,3%	97,0%	93,4%	91,8%	90,5%	-	20,47	-	3,72	-	7,52	5,85	0,07	-	9,63	-	3,74	-	1,70	-	1,39
CR Non litigious cases (2.1+2.2+2.3)	-	-	NAP	NAP	NAP	91,7%	107,9%	89,3%	91,2%	-	-	-	-	-	-	-	-	-	-	-	17,57	-	17,19	-	2,10
CR General civil (and commercial) non-litigious cases	NAP	NAP	NAP	NAP	NAP	91,7%	107,9%	89,3%	91,2%	-	-	-	-	-	-	-	-	-	-	-	17,57	-	17,19	-	2,10
CR Registry cases (2.2.1+2.2.2+2.2.3)	-	-	NAP	NAP	NAP	NAP	NAP	NAP	NAP	-	-	-	-	-	-	-	-	-	-	-	-	-	-	-	-
CR Non litigious land registry cases	NAP	NAP	NAP	NAP	NAP	NAP	NAP	NAP	NAP	-	-	-	-	-	-	-	-	-	-	-	-	-	-	-	-
CR Non-litigious business registry cases	NAP	NAP	NAP	NAP	NAP	NAP	NAP	NAP	NAP	-	-	-	-	-	-	-	-	-	-	-	-	-	-	-	-
CR Other registry cases	-	-	NAP	NAP	NAP	NAP	NAP	NAP	NAP	-	-	-	-	-	-	-	-	-	-	-	-	-	-	-	-
CR Other non-litigious cases	-	-	NAP	NAP	NAP	NAP	NAP	NAP	NAP	-	-	-	-	-	-	-	-	-	-	-	-	-	-	-	-
CR Administrative law cases	40,2%	40,1%	148,7%	410,7%	114,4%	146,9%	91,2%	120,8%	106,2%	164,36	-	0,28	271,30	176,10	-	72,13	28,37	-	37,95	32,49	-	12,06	-	-	-
CR Other cases (e.g. insolvency registry cases)	NAP	NAP	NAP	NAP	NAP	NAP	NAP	NAP	NAP	-	-	-	-	-	-	-	-	-	-	-	-	-	-	-	-
DT Total of other than criminal law cases	707	789	558	447	446	331	322	344	414	-41,5%	11,7%	-29,2%	-20,0%	-0,1%	-25,8%	-2,7%	6,7%	20,2%							
DT Civil (and commercial) litigious cases	685	750	536	445	432	435	440	465	550	-19,6%	9,6%	-28,5%	-17,0%	-3,0%	0,8%	1,1%	5,8%	18,3%							
DT Non litigious cases (2.1+2.2+2.3)	-	-	NAP	NAP	NAP	33	3	46	89	-	-	-	-	-	-	-	-	-	-	-	-92,2%	1695,4%	94,2%		
DT General civil (and commercial) non-litigious cases	NAP	NAP	NAP	NAP	NAP	33	3	46	89	-	-	-	-	-	-	-	-	-	-	-	-92,2%	1695,4%	94,2%		
DT Registry cases (2.2.1+2.2.2+2.2.3)	-	-	NAP	NAP	NAP	NAP	NAP	NAP	NAP	-	-	-	-	-	-	-	-	-	-	-	-	-	-	-	-
DT Non litigious land registry cases	NAP	NAP	NAP	NAP	NAP	NAP	NAP	NAP	NAP	-	-	-	-	-	-	-	-	-	-	-	-	-	-	-	-
DT Non-litigious business registry cases	NAP	NAP	NAP	NAP	NAP	NAP	NAP	NAP	NAP	-	-	-	-	-	-	-	-	-	-	-	-	-	-	-	-
DT Other registry cases	-	-	NAP	NAP	NAP	NAP	NAP	NAP	NAP	-	-	-	-	-	-	-	-	-	-	-	-	-	-	-	-
DT Other non-litigious cases	-	-	NAP	NAP	NAP	NAP	NAP	NAP	NAP	-	-	-	-	-	-	-	-	-	-	-	-	-	-	-	-
DT Administrative law cases	1457	2036	1408	495	1464	1147	1057	839	924	-36,6%	39,7%	-30,8%	-64,8%	195,5%	-21,6%	-7,9%	-20,6%	10,2%							
DT Other cases (e.g. insolvency registry cases)	NAP	NAP	NAP	NAP	NAP	NAP	NAP	NAP	NAP	-	-	-	-	-	-	-	-	-	-	-	-	-	-	-	-

Malta (2012-2020) data tables

Question	2012	2013	2014	2015	2016	2017	2018	2019	2020	Variations for quantitative questions								
										2012-2020	2012-2013	2013-2014	2014-2015	2015-2016	2016-2017	2017-2018	2018-2019	2019-2020
Table 3.4.1 (all years) First instance courts, number of cases for specific case categories (Q101)																		
101.1.1 Pending cases on 1 Jan. Litigious divorce case	NA	NA	142	162	130	121	126	151	170	-	-	-	14,1%	-19,8%	-6,9%	4,1%	19,8%	12,6%
101.1.2 Pending cases on 1 Jan. Employment dismissal case	NAP	NAP	NAP	NAP	NAP	NAP	NAP	NAP	NAP	-	-	-	-	-	-	-	-	-
101.1.3 Pending cases on 1 Jan. Insolvency	NA	NA	NA	NA	NA	NA	NA	47	48	-	-	-	-	-	-	-	-	2,1%
101.2.1 Incoming cases_Litigious divorce case	NA	NA	285	299	358	334	395	372	10	-	-	-	4,9%	19,7%	-6,7%	18,3%	-5,8%	-97,3%
101.2.2 Incoming cases_Employment dismissal case	NAP	NAP	NAP	NAP	NAP	NAP	NAP	NAP	NAP	-	-	-	-	-	-	-	-	-
101.2.3 Incoming cases_Insolvency	NA	NA	NA	NA	NA	NA	20	14	14	-	-	-	-	-	-	-	-30,0%	0,0%
101.3.1 Resolved cases_Litigious divorce case	NA	NA	265	331	367	329	370	353	7	-	-	-	24,9%	10,9%	-10,4%	12,5%	-4,6%	-98,0%
101.3.2 Resolved cases_Employment dismissal case	NAP	NAP	NAP	NAP	NAP	NAP	NAP	NAP	NAP	-	-	-	-	-	-	-	-	-
101.3.3 Resolved cases_Insolvency	NA	NA	NA	NA	NA	NA	15	17	6	-	-	-	-	-	-	-	13,3%	-64,7%
101.4.1 Pending cases on 31 Dec. Litigious divorce case	NA	NA	162	130	121	126	151	170	173	-	-	-	-19,8%	-6,9%	4,1%	19,8%	12,6%	1,8%
101.4.2 Pending cases on 31 Dec. Employment dismissal case	NAP	NAP	NAP	NAP	NAP	NAP	NAP	NAP	NAP	-	-	-	-	-	-	-	-	-
101.4.3 Pending cases on 31 Dec. Insolvency	NA	NA	NA	NA	NA	NA	47	48	56	-	-	-	-	-	-	-	2,1%	16,7%

Table 3.5.1 (all years) First instance courts: Clearance rate and disposition time for specific case categories (Q101)

Table 3.6.1 and 3.6.2 Variations of CR and DT for specific case categories of first instance cases (Q101)

CR Litigious divorce cases	NA	NA	93,0%	110,7%	102,5%	98,5%	93,7%	94,9%	70,0%	-	-	-	19,06	-	7,40	-	3,91	-	4,91	1,30	-	26,23
CR Employment dismissal cases	NAP	NAP	NAP	NAP	NAP	NAP	NAP	NAP	NAP	-	-	-	-	-	-	-	-	-	-	-	-	-
CR Insolvency cases	NA	NA	NA	NA	NA	NA	75,0%	121,4%	42,9%	-	-	-	-	-	-	-	-	-	61,90	-	64,71	
DT Litigious divorce cases	NA	NA	223	143	120	140	149	176	9 021	-	-	-	-35,8%	-16,1%	16,2%	6,6%	18,0%	5031,8%				
DT Employment dismissal cases	NAP	NAP	NAP	NAP	NAP	NAP	NAP	NAP	NAP	-	-	-	-	-	-	-	-	-	-	-	-	
DT Insolvency cases	NA	NA	NA	NA	NA	NA	1 144	1 031	3 407	-	-	-	-	-	-	-	-	-	-9,9%	230,6%		

Malta (2012-2020) data tables

Question	2012	2013	2014	2015	2016	2017	2018	2019	2020	Variations for quantitative questions								
										2012-2020	2012-2013	2013-2014	2014-2015	2015-2016	2016-2017	2017-2018	2018-2019	2019-2020
Table 3.7.1 to 3.7.5 (2019 and 2020) Second instance other than criminal cases (Q97)																		
Table 3.9.1 to 3.9.3 (2019 and 2020) Variation of second instance other than criminal cases (Q97)																		
97.1.1 2nd inst courts_Pending cases on 1 Jan. Total of other than criminal law cases (1+2+3+4)			1 841	1 945	NA	1 922	1 797	1 951	1 870	-	-	-	5,6%	-	-	-6,5%	8,6%	-4,2%
97.1.2 2nd inst courts_Pending cases on 1 Jan. Civil (and commercial) litigious cases			1 841	1 945	2 015	1 922	1 797	1 951	1 870	-	-	-	5,6%	3,6%	-4,6%	-6,5%	8,6%	-4,2%
97.1.3 2nd inst courts_Pending cases on 1 Jan. Non litigious cases (2.1+2.2+2.3)			NAP	NAP	NA	NAP	NAP	NAP	NAP	-	-	-	-	-	-	-	-	-
97.1.4 2nd inst courts_Pending cases on 1 Jan. General civil (and commercial) non-litigious cases			NAP	NAP	NAP	NAP	NAP	NAP	NAP	-	-	-	-	-	-	-	-	-
97.1.5 2nd inst courts_Pending cases on 1 Jan. Registry cases (2.2.1+2.2.2+2.2.3)			NAP	NAP	NA	NAP	NAP	NAP	NAP	-	-	-	-	-	-	-	-	-
97.1.6 2nd inst courts_Pending cases on 1 Jan. Non litigious land registry cases			NAP	NAP	NAP	NAP	NAP	NAP	NAP	-	-	-	-	-	-	-	-	-
97.1.7 2nd inst courts_Pending cases on 1 Jan. Non-litigious business registry cases			NAP	NAP	NAP	NAP	NAP	NAP	NAP	-	-	-	-	-	-	-	-	-
97.1.8 2nd inst courts_Pending cases on 1 Jan. Other registry cases			NAP	NAP	NA	NAP	NAP	NAP	NAP	-	-	-	-	-	-	-	-	-
97.1.9 2nd inst courts_Pending cases on 1 Jan. Other non-litigious cases			NAP	NAP	NAP	NAP	NAP	NAP	NAP	-	-	-	-	-	-	-	-	-
97.1.10 2nd inst courts_Pending cases on 1 Jan. Administrative law cases			NAP	NAP	NA	NA	NA	NA	NA	-	-	-	-	-	-	-	-	-
97.1.11 2nd inst courts_Pending cases on 1 Jan. Other cases			NAP	NAP	NA	NA	NAP	NAP	NAP	-	-	-	-	-	-	-	-	-
97.2.1 2nd inst courts_Incoming cases_Total of other than criminal law cases (1+2+3+4)			807	772	NA	701	796	694	571	-	-	-	-4,3%	-	-	13,6%	-12,8%	-17,7%
97.2.2 2nd inst courts_Incoming cases_Civil (and commercial) litigious cases			807	772	867	701	796	694	571	-	-	-	-4,3%	12,3%	-19,1%	13,6%	-12,8%	-17,7%
97.2.3 2nd inst courts_Incoming cases_Non litigious cases (2.1+2.2+2.3)			NAP	NAP	NA	NAP	NAP	NAP	NAP	-	-	-	-	-	-	-	-	-
97.2.4 2nd inst courts_Incoming cases_General civil (and commercial) non-litigious cases			NAP	NAP	NAP	NAP	NAP	NAP	NAP	-	-	-	-	-	-	-	-	-
97.2.5 2nd inst courts_Incoming cases_Registry cases (2.2.1+2.2.2+2.2.3)			NAP	NAP	NA	NAP	NAP	NAP	NAP	-	-	-	-	-	-	-	-	-
97.2.6 2nd inst courts_Incoming cases_Non litigious land registry cases			NAP	NAP	NAP	NAP	NAP	NAP	NAP	-	-	-	-	-	-	-	-	-
97.2.7 2nd inst courts_Incoming cases_Non-litigious business registry cases			NAP	NAP	NAP	NAP	NAP	NAP	NAP	-	-	-	-	-	-	-	-	-
97.2.8 2nd inst courts_Incoming cases_Other registry cases			NAP	NAP	NA	NAP	NAP	NAP	NAP	-	-	-	-	-	-	-	-	-
97.2.9 2nd inst courts_Incoming cases_Other non-litigious cases			NAP	NAP	NAP	NAP	NAP	NAP	NAP	-	-	-	-	-	-	-	-	-
97.2.10 2nd inst courts_Incoming cases_Administrative law cases			NAP	NAP	NA	NA	NA	NA	NA	-	-	-	-	-	-	-	-	-
97.2.11 2nd inst courts_Incoming cases_Other cases			NAP	NAP	NA	NA	NAP	NAP	NAP	-	-	-	-	-	-	-	-	-

Malta (2012-2020) data tables

Question	2012	2013	2014	2015	2016	2017	2018	2019	2020	Variations for quantitative questions								
										2012-2020	2012-2013	2013-2014	2014-2015	2015-2016	2016-2017	2017-2018	2018-2019	2019-2020
97.3.1 2nd inst courts_Resolved cases_Total of other than criminal law cases (1+2+3+4)			703	738	NA	824	636	780	741	-	-	-	5,0%	-	-	-22,8%	22,6%	-5,0%
97.3.2 2nd inst courts_Resolved cases_Civil (and commercial) litigious cases			703	738	917	824	636	780	741	-	-	-	5,0%	24,3%	-10,1%	-22,8%	22,6%	-5,0%
97.3.3 2nd inst courts_Resolved cases_Non litigious cases (2.1+2.2+2.3)			NAP	NAP	NA	NAP	NAP	NAP	NAP	-	-	-	-	-	-	-	-	-
97.3.4 2nd inst courts_Resolved cases_General civil (and commercial) non-litigious cases			NAP	NAP	NAP	NAP	NAP	NAP	NAP	-	-	-	-	-	-	-	-	-
97.3.5 2nd inst courts_Resolved cases_Registry cases (2.2.1+2.2.2+2.2.3)			NAP	NAP	NA	NAP	NAP	NAP	NAP	-	-	-	-	-	-	-	-	-
97.3.6 2nd inst courts_Resolved cases_Non litigious land registry cases			NAP	NAP	NAP	NAP	NAP	NAP	NAP	-	-	-	-	-	-	-	-	-
97.3.7 2nd inst courts_Resolved cases_Non-litigious business registry cases			NAP	NAP	NAP	NAP	NAP	NAP	NAP	-	-	-	-	-	-	-	-	-
97.3.8 2nd inst courts_Resolved cases_Other registry cases			NAP	NAP	NA	NAP	NAP	NAP	NAP	-	-	-	-	-	-	-	-	-
97.3.9 2nd inst courts_Resolved cases_Other non-litigious cases			NAP	NAP	NAP	NAP	NAP	NAP	NAP	-	-	-	-	-	-	-	-	-
97.3.10 2nd inst courts_Resolved cases_Administrative law cases			NAP	NAP	NA	NA	NA	NA	NA	-	-	-	-	-	-	-	-	-
97.3.11 2nd inst courts_Resolved cases_Other cases			NAP	NAP	NA	NA	NAP	NAP	NAP	-	-	-	-	-	-	-	-	-
97.4.1 2nd inst courts_Pending cases on 31 Dec. Total of other than criminal law cases (1+2+3+4)			1 945	1 968	NA	1 797	1 951	1 870	1 701	-	-	-	1,2%	-	-	8,6%	-4,2%	-9,0%
97.4.2 2nd inst courts_Pending cases on 31 Dec. Civil (and commercial) litigious cases			1 945	1 968	1 968	1 797	1 951	1 870	1 701	-	-	-	1,2%	0,0%	-8,7%	8,6%	-4,2%	-9,0%
97.4.3 2nd inst courts_Pending cases on 31 Dec. Non litigious cases (2.1+2.2+2.3)			NAP	NAP	NA	NAP	NAP	NAP	NAP	-	-	-	-	-	-	-	-	-
97.4.4 2nd inst courts_Pending cases on 31 Dec. General civil (and commercial) non-litigious cases			NAP	NAP	NAP	NAP	NAP	NAP	NAP	-	-	-	-	-	-	-	-	-
97.4.5 2nd inst courts_Pending cases on 31 Dec. Registry cases (2.2.1+2.2.2+2.2.3)			NAP	NAP	NA	NAP	NAP	NAP	NAP	-	-	-	-	-	-	-	-	-
97.4.6 2nd inst courts_Pending cases on 31 Dec. Non litigious land registry cases			NAP	NAP	NAP	NAP	NAP	NAP	NAP	-	-	-	-	-	-	-	-	-
97.4.7 2nd inst courts_Pending cases on 31 Dec. Non-litigious business registry cases			NAP	NAP	NAP	NAP	NAP	NAP	NAP	-	-	-	-	-	-	-	-	-
97.4.8 2nd inst courts_Pending cases on 31 Dec. Other registry cases			NAP	NAP	NA	NAP	NAP	NAP	NAP	-	-	-	-	-	-	-	-	-
97.4.9 2nd inst courts_Pending cases on 31 Dec. Other non-litigious cases			NAP	NAP	NAP	NAP	NAP	NAP	NAP	-	-	-	-	-	-	-	-	-
97.4.10 2nd inst courts_Pending cases on 31 Dec. Administrative law cases			NAP	NAP	NA	NA	NA	NA	NA	-	-	-	-	-	-	-	-	-
97.4.11 2nd inst courts_Pending cases on 31 Dec. Other cases			NAP	NAP	NA	NA	NAP	NAP	NAP	-	-	-	-	-	-	-	-	-
97.5.1 2nd inst courts_Pending more than 2 years - Total of other than criminal law cases (1+2+3+4)			-	-	1 657	758	889	973	908	-	-	-	-	-	-54,3%	17,3%	9,4%	-6,7%
97.5.2 2nd inst courts_Pending more than 2 years - Civil (and commercial) litigious cases			-	-	1 657	758	889	973	908	-	-	-	-	-	-54,3%	17,3%	9,4%	-6,7%
97.5.10 2nd inst courts_Pending more than 2 years - Administrative law cases			-	-	NAP	NA	NA	NA	NA	-	-	-	-	-	-	-	-	-

Malta (2012-2020) data tables

Question	2012	2013	2014	2015	2016	2017	2018	2019	2020	Variations for quantitative questions									
										2012-2020	2012-2013	2013-2014	2014-2015	2015-2016	2016-2017	2017-2018	2018-2019	2019-2020	
Table 3.8.1 and 3.8.2 (2019 and 2020): Second instance clearance rate and disposition time for other than criminal law cases (Q97)																			
Table 3.9.4 and 3.9.5 (2019 and 2020): Variation of second clearance rate and disposition time for other than criminal law cases (Q97)																			
CR Total of other than criminal law cases			87,1%	95,6%	NA	117,5%	79,9%	112,4%	129,8%	-	-	-	9,74	-	-	-	32,03	40,67	15,46
CR Civil (and commercial) litigious cases			87,1%	95,6%	105,8%	117,5%	79,9%	112,4%	129,8%	-	-	-	9,74	10,64	11,14	-	32,03	40,67	15,46
CR Non litigious cases (2.1+2.2+2.3)			NAP	NAP	NA	NAP	NAP	NAP	NAP	-	-	-	-	-	-	-	-	-	-
CR General civil (and commercial) non-litigious cases			NAP	NAP	NAP	NAP	NAP	NAP	NAP	-	-	-	-	-	-	-	-	-	-
CR Registry cases (2.2.1+2.2.2+2.2.3)			NAP	NAP	NA	NAP	NAP	NAP	NAP	-	-	-	-	-	-	-	-	-	-
CR Non litigious land registry cases			NAP	NAP	NAP	NAP	NAP	NAP	NAP	-	-	-	-	-	-	-	-	-	-
CR Non-litigious business registry cases			NAP	NAP	NAP	NAP	NAP	NAP	NAP	-	-	-	-	-	-	-	-	-	-
CR Other registry cases			NAP	NAP	NA	NAP	NAP	NAP	NAP	-	-	-	-	-	-	-	-	-	-
CR Other non-litigious cases			NAP	NAP	NAP	NAP	NAP	NAP	NAP	-	-	-	-	-	-	-	-	-	-
CR Administrative law cases			NAP	NAP	NA	NA	NA	NA	NA	-	-	-	-	-	-	-	-	-	-
CR Other cases (e.g. insolvency registry cases)			NAP	NAP	NA	NA	NAP	NAP	NAP	-	-	-	-	-	-	-	-	-	-
DT Total of other than criminal law cases			1010	973	NA	796	1120	875	838	-	-	-	-3,6%	-	-	-	40,7%	-21,8%	-4,2%
DT Civil (and commercial) litigious cases			1010	973	783	796	1120	875	838	-	-	-	-3,6%	-19,5%	1,6%	-	40,7%	-21,8%	-4,2%
DT Non litigious cases (2.1+2.2+2.3)			NAP	NAP	NA	NAP	NAP	NAP	NAP	-	-	-	-	-	-	-	-	-	-
DT General civil (and commercial) non-litigious cases			NAP	NAP	NAP	NAP	NAP	NAP	NAP	-	-	-	-	-	-	-	-	-	-
DT Registry cases (2.2.1+2.2.2+2.2.3)			NAP	NAP	NA	NAP	NAP	NAP	NAP	-	-	-	-	-	-	-	-	-	-
DT Non litigious land registry cases			NAP	NAP	NAP	NAP	NAP	NAP	NAP	-	-	-	-	-	-	-	-	-	-
DT Non-litigious business registry cases			NAP	NAP	NAP	NAP	NAP	NAP	NAP	-	-	-	-	-	-	-	-	-	-
DT Other registry cases			NAP	NAP	NA	NAP	NAP	NAP	NAP	-	-	-	-	-	-	-	-	-	-
DT Other non-litigious cases			NAP	NAP	NAP	NAP	NAP	NAP	NAP	-	-	-	-	-	-	-	-	-	-
DT Administrative law cases			NAP	NAP	NA	NA	NA	NA	NA	-	-	-	-	-	-	-	-	-	-
DT Other cases (e.g. insolvency registry cases)			NAP	NAP	NA	NA	NAP	NAP	NAP	-	-	-	-	-	-	-	-	-	-

Malta (2012-2020) data tables

Question	2012	2013	2014	2015	2016	2017	2018	2019	2020	Variations for quantitative questions								
										2012-2020	2012-2013	2013-2014	2014-2015	2015-2016	2016-2017	2017-2018	2018-2019	2019-2020
Table 3.10.1 to 3.10.5 (2019 and 2020) Supreme courts, number of other than criminal law cases (Q99)																		
Table 3.12.1 to 3.12.3 (2019 and 2020) Variation of the supreme courts, number of other than criminal law cases (Q99)																		
99.1.1 High inst courts_Pending cases on 1 Jan. Total of other than criminal law cases (1+2+3+4)			NAP	NAP	NAP	NAP	NAP	NAP	NAP	NAP	-	-	-	-	-	-	-	-
99.1.2 High inst courts_Pending cases on 1 Jan. Civil (and commercial) litigious cases			NAP	NAP	NAP	NAP	NAP	NAP	NAP	NAP	-	-	-	-	-	-	-	-
99.1.3 High inst courts_Pending cases on 1 Jan. Non litigious cases (2.1+2.2+2.3)			NAP	NAP	NAP	NAP	NAP	NAP	NAP	NAP	-	-	-	-	-	-	-	-
99.1.4 High inst courts_Pending cases on 1 Jan. General civil (and commercial) non-litigious cases			NAP	NAP	NAP	NAP	NAP	NAP	NAP	NAP	-	-	-	-	-	-	-	-
99.1.5 High inst courts_Pending cases on 1 Jan. Registry cases (2.2.1+2.2.2+2.2.3)			NAP	NAP	NAP	NAP	NAP	NAP	NAP	NAP	-	-	-	-	-	-	-	-
99.1.6 High inst courts_Pending cases on 1 Jan. Non litigious land registry cases			NAP	NAP	NAP	NAP	NAP	NAP	NAP	NAP	-	-	-	-	-	-	-	-
99.1.7 High inst courts_Pending cases on 1 Jan. Non-litigious business registry cases			NAP	NAP	NAP	NAP	NAP	NAP	NAP	NAP	-	-	-	-	-	-	-	-
99.1.8 High inst courts_Pending cases on 1 Jan. Other registry cases			NAP	NAP	NAP	NAP	NAP	NAP	NAP	NAP	-	-	-	-	-	-	-	-
99.1.9 High inst courts_Pending cases on 1 Jan. Other non-litigious cases			NAP	NAP	NAP	NAP	NAP	NAP	NAP	NAP	-	-	-	-	-	-	-	-
99.1.10 High inst courts_Pending cases on 1 Jan. Administrative law cases			NAP	NAP	NAP	NAP	NAP	NAP	NAP	NAP	-	-	-	-	-	-	-	-
99.1.11 High inst courts_Pending cases on 1 Jan. Other cases (e.g. insolvency registry cases)			NAP	NAP	NAP	NAP	NAP	NAP	NAP	NAP	-	-	-	-	-	-	-	-
99.2.1 High inst courts_Incoming cases_Total of other than criminal law cases (1+2+3+4)			NAP	NAP	NAP	NAP	NAP	NAP	NAP	NAP	-	-	-	-	-	-	-	-
99.2.2 High inst courts_Incoming cases_Civil (and commercial) litigious cases			NAP	NAP	NAP	NAP	NAP	NAP	NAP	NAP	-	-	-	-	-	-	-	-
99.2.3 High inst courts_Incoming cases_Non litigious cases (2.1+2.2+2.3)			NAP	NAP	NAP	NAP	NAP	NAP	NAP	NAP	-	-	-	-	-	-	-	-
99.2.4 High inst courts_Incoming cases_General civil (and commercial) non-litigious cases			NAP	NAP	NAP	NAP	NAP	NAP	NAP	NAP	-	-	-	-	-	-	-	-
99.2.5 High inst courts_Incoming cases_Registry cases (2.2.1+2.2.2+2.2.3)			NAP	NAP	NAP	NAP	NAP	NAP	NAP	NAP	-	-	-	-	-	-	-	-
99.2.6 High inst courts_Incoming cases_Non litigious land registry cases			NAP	NAP	NAP	NAP	NAP	NAP	NAP	NAP	-	-	-	-	-	-	-	-
99.2.7 High inst courts_Incoming cases_Non-litigious business registry cases			NAP	NAP	NAP	NAP	NAP	NAP	NAP	NAP	-	-	-	-	-	-	-	-
99.2.8 High inst courts_Incoming cases_Other registry cases			NAP	NAP	NAP	NAP	NAP	NAP	NAP	NAP	-	-	-	-	-	-	-	-
99.2.9 High inst courts_Incoming cases_Other non-litigious cases			NAP	NAP	NAP	NAP	NAP	NAP	NAP	NAP	-	-	-	-	-	-	-	-
99.2.10 High inst courts_Incoming cases_Administrative law cases			NAP	NAP	NAP	NAP	NAP	NAP	NAP	NAP	-	-	-	-	-	-	-	-
99.2.11 High inst courts_Incoming cases_Other cases (e.g. insolvency registry cases)			NAP	NAP	NAP	NAP	NAP	NAP	NAP	NAP	-	-	-	-	-	-	-	-

Malta (2012-2020) data tables

Question	2012	2013	2014	2015	2016	2017	2018	2019	2020	Variations for quantitative questions									
										2012-2020	2012-2013	2013-2014	2014-2015	2015-2016	2016-2017	2017-2018	2018-2019	2019-2020	
99.3.1 High inst courts_Resolved cases_Total of other than criminal law cases (1+2+3+4)			NAP	NAP	NAP	NAP	NAP	NAP	NAP	-	-	-	-	-	-	-	-	-	-
99.3.2 High inst courts_Resolved cases_Civil (and commercial) litigious cases			NAP	NAP	NAP	NAP	NAP	NAP	NAP	-	-	-	-	-	-	-	-	-	-
99.3.3 High inst courts_Resolved cases_Non litigious cases (2.1+2.2+2.3)			NAP	NAP	NAP	NAP	NAP	NAP	NAP	-	-	-	-	-	-	-	-	-	-
99.3.4 High inst courts_Resolved cases_General civil (and commercial) non-litigious cases			NAP	NAP	NAP	NAP	NAP	NAP	NAP	-	-	-	-	-	-	-	-	-	-
99.3.5 High inst courts_Resolved cases_Registry cases (2.2.1+2.2.2+2.2.3)			NAP	NAP	NAP	NAP	NAP	NAP	NAP	-	-	-	-	-	-	-	-	-	-
99.3.6 High inst courts_Resolved cases_Non litigious land registry cases			NAP	NAP	NAP	NAP	NAP	NAP	NAP	-	-	-	-	-	-	-	-	-	-
99.3.7 High inst courts_Resolved cases_Non-litigious business registry cases			NAP	NAP	NAP	NAP	NAP	NAP	NAP	-	-	-	-	-	-	-	-	-	-
99.3.8 High inst courts_Resolved cases_Other registry cases			NAP	NAP	NAP	NAP	NAP	NAP	NAP	-	-	-	-	-	-	-	-	-	-
99.3.9 High inst courts_Resolved cases_Other non-litigious cases			NAP	NAP	NAP	NAP	NAP	NAP	NAP	-	-	-	-	-	-	-	-	-	-
99.3.10 High inst courts_Resolved cases_Administrative law cases			NAP	NAP	NAP	NAP	NAP	NAP	NAP	-	-	-	-	-	-	-	-	-	-
99.3.11 High inst courts_Resolved cases_Other cases (e.g. insolvency registry cases)			NAP	NAP	NAP	NAP	NAP	NAP	NAP	-	-	-	-	-	-	-	-	-	-
99.4.1 High inst courts_Pending cases on 31 Dec. Total of other than criminal law cases (1+2+3+4)			NAP	NAP	NAP	NAP	NAP	NAP	NAP	-	-	-	-	-	-	-	-	-	-
99.4.2 High inst courts_Pending cases on 31 Dec. Civil (and commercial) litigious cases			NAP	NAP	NAP	NAP	NAP	NAP	NAP	-	-	-	-	-	-	-	-	-	-
99.4.3 High inst courts_Pending cases on 31 Dec. Non litigious cases (2.1+2.2+2.3)			NAP	NAP	NAP	NAP	NAP	NAP	NAP	-	-	-	-	-	-	-	-	-	-
99.4.4 High inst courts_Pending cases on 31 Dec. General civil (and commercial) non-litigious cases			NAP	NAP	NAP	NAP	NAP	NAP	NAP	-	-	-	-	-	-	-	-	-	-
99.4.5 High inst courts_Pending cases on 31 Dec. Registry cases (2.2.1+2.2.2+2.2.3)			NAP	NAP	NAP	NAP	NAP	NAP	NAP	-	-	-	-	-	-	-	-	-	-
99.4.6 High inst courts_Pending cases on 31 Dec. Non litigious land registry cases			NAP	NAP	NAP	NAP	NAP	NAP	NAP	-	-	-	-	-	-	-	-	-	-
99.4.7 High inst courts_Pending cases on 31 Dec. Non-litigious business registry cases			NAP	NAP	NAP	NAP	NAP	NAP	NAP	-	-	-	-	-	-	-	-	-	-
99.4.8 High inst courts_Pending cases on 31 Dec. Other registry cases			NAP	NAP	NAP	NAP	NAP	NAP	NAP	-	-	-	-	-	-	-	-	-	-
99.4.9 High inst courts_Pending cases on 31 Dec. Other non-litigious cases			NAP	NAP	NAP	NAP	NAP	NAP	NAP	-	-	-	-	-	-	-	-	-	-
99.4.10 High inst courts_Pending cases on 31 Dec. Administrative law cases			NAP	NAP	NAP	NAP	NAP	NAP	NAP	-	-	-	-	-	-	-	-	-	-
99.4.11 High inst courts_Pending cases on 31 Dec. Other cases (e.g. insolvency registry cases)			NAP	NAP	NAP	NAP	NAP	NAP	NAP	-	-	-	-	-	-	-	-	-	-
99.5.1 High inst courts_Pending more than 2 years - Total of other than criminal law cases (1+2+3+4)			-	-	NAP	NAP	NAP	NAP	NAP	-	-	-	-	-	-	-	-	-	-
99.5.2 High inst courts_Pending more than 2 years - Civil (and commercial) litigious cases			-	-	NAP	NAP	NAP	NAP	NAP	-	-	-	-	-	-	-	-	-	-
99.5.10 High inst courts_Pending more than 2 years - Administrative law cases			-	-	NAP	NAP	NAP	NAP	NAP	-	-	-	-	-	-	-	-	-	-

Malta (2012-2020) data tables

Question	2012	2013	2014	2015	2016	2017	2018	2019	2020	Variations for quantitative questions								
										2012-2020	2012-2013	2013-2014	2014-2015	2015-2016	2016-2017	2017-2018	2018-2019	2019-2020
Table 3.11.1 and 3.11.2 Supreme courts, clearance rate and disposition time for other than criminal law cases (Q97)																		
Table 3.12.4 and 3.12.5 Variation of the supreme courts, clearance rate and disposition time for other than criminal law cases (Q97)																		
CR Total of other than criminal law cases			NAP	NAP	NAP	NAP	NAP	NAP	NAP	-	-	-	-	-	-	-	-	-
CR Civil (and commercial) litigious cases			NAP	NAP	NAP	NAP	NAP	NAP	NAP	-	-	-	-	-	-	-	-	-
CR Non litigious cases (2.1+2.2+2.3)			NAP	NAP	NAP	NAP	NAP	NAP	NAP	-	-	-	-	-	-	-	-	-
CR General civil (and commercial) non-litigious cases			NAP	NAP	NAP	NAP	NAP	NAP	NAP	-	-	-	-	-	-	-	-	-
CR Registry cases (2.2.1+2.2.2+2.2.3)			NAP	NAP	NAP	NAP	NAP	NAP	NAP	-	-	-	-	-	-	-	-	-
CR Non litigious land registry cases			NAP	NAP	NAP	NAP	NAP	NAP	NAP	-	-	-	-	-	-	-	-	-
CR Non-litigious business registry cases			NAP	NAP	NAP	NAP	NAP	NAP	NAP	-	-	-	-	-	-	-	-	-
CR Other registry cases			NAP	NAP	NAP	NAP	NAP	NAP	NAP	-	-	-	-	-	-	-	-	-
CR Other non-litigious cases			NAP	NAP	NAP	NAP	NAP	NAP	NAP	-	-	-	-	-	-	-	-	-
CR Administrative law cases			NAP	NAP	NAP	NAP	NAP	NAP	NAP	-	-	-	-	-	-	-	-	-
CR Other cases (e.g. insolvency registry cases)			NAP	NAP	NAP	NAP	NAP	NAP	NAP	-	-	-	-	-	-	-	-	-
DT Total of other than criminal law cases			NAP	NAP	NAP	NAP	NAP	NAP	NAP	-	-	-	-	-	-	-	-	-
DT Civil (and commercial) litigious cases			NAP	NAP	NAP	NAP	NAP	NAP	NAP	-	-	-	-	-	-	-	-	-
DT Non litigious cases (2.1+2.2+2.3)			NAP	NAP	NAP	NAP	NAP	NAP	NAP	-	-	-	-	-	-	-	-	-
DT General civil (and commercial) non-litigious cases			NAP	NAP	NAP	NAP	NAP	NAP	NAP	-	-	-	-	-	-	-	-	-
DT Registry cases (2.2.1+2.2.2+2.2.3)			NAP	NAP	NAP	NAP	NAP	NAP	NAP	-	-	-	-	-	-	-	-	-
DT Non litigious land registry cases			NAP	NAP	NAP	NAP	NAP	NAP	NAP	-	-	-	-	-	-	-	-	-
DT Non-litigious business registry cases			NAP	NAP	NAP	NAP	NAP	NAP	NAP	-	-	-	-	-	-	-	-	-
DT Other registry cases			NAP	NAP	NAP	NAP	NAP	NAP	NAP	-	-	-	-	-	-	-	-	-
DT Other non-litigious cases			NAP	NAP	NAP	NAP	NAP	NAP	NAP	-	-	-	-	-	-	-	-	-
DT Administrative law cases			NAP	NAP	NAP	NAP	NAP	NAP	NAP	-	-	-	-	-	-	-	-	-
DT Other cases (e.g. insolvency registry cases)			NAP	NAP	NAP	NAP	NAP	NAP	NAP	-	-	-	-	-	-	-	-	-

Malta (2012-2020) data tables

Question	2012	2013	2014	2015	2016	2017	2018	2019	2020	Variations for quantitative questions										
										2012-2020	2012-2013	2013-2014	2014-2015	2015-2016	2016-2017	2017-2018	2018-2019	2019-2020		
Table 3.14.1 to 3.14.5 First instance criminal law cases (Q94)																				
094.1.1 Total - pending 1 Jan									11 899	-	-	-	-	-	-	-	-	-		
094.1.2 Severe cases - pending 1 Jan									NA	-	-	-	-	-	-	-	-	-		
094.1.3 Misdemeanour cases - pending 1 Jan									NA	-	-	-	-	-	-	-	-	-		
094.1.4 Other - pending 1 Jan									NA	-	-	-	-	-	-	-	-	-		
094.2.1 Total -incoming									11 086	-	-	-	-	-	-	-	-	-		
094.2.2 Severe cases - incoming									NA	-	-	-	-	-	-	-	-	-		
094.2.3 Misdemeanour cases - incoming									NA	-	-	-	-	-	-	-	-	-		
094.2.4 Other - incoming									NA	-	-	-	-	-	-	-	-	-		
094.3.1 Total - resolved									7 321	-	-	-	-	-	-	-	-	-		
094.3.2 Severe cases -resolved									NA	-	-	-	-	-	-	-	-	-		
094.3.3 Misdemeanour cases - resolved									NA	-	-	-	-	-	-	-	-	-		
094.3.4 Other - resolved									NA	-	-	-	-	-	-	-	-	-		
094.4.1 Total - pending 31 Dec									15 883	-	-	-	-	-	-	-	-	-		
094.4.2 Severe cases - pending 31 Dec									NA	-	-	-	-	-	-	-	-	-		
094.4.3 Misdemeanour cases - pending 31 Dec									NA	-	-	-	-	-	-	-	-	-		
094.4.4 Other - pending 31 Dec									NA	-	-	-	-	-	-	-	-	-		
094.5.1 Total - pending more then 2 years									NA	-	-	-	-	-	-	-	-	-		
094.5.2 Severe cases - pending more then 2 years									NA	-	-	-	-	-	-	-	-	-		
094.5.3 Misdemeanour cases - pending more then 2 years									NA	-	-	-	-	-	-	-	-	-		
094.5.4 Other - pending more then 2 years									NA	-	-	-	-	-	-	-	-	-		

Malta (2012-2020) data tables

Question	2012	2013	2014	2015	2016	2017	2018	2019	2020	Variations for quantitative questions										
										2012-2020	2012-2013	2013-2014	2014-2015	2015-2016	2016-2017	2017-2018	2018-2019	2019-2020		
Table 3.15.1 to 3.10.2 CR and DT for first instance criminal law cases (Q94)																				
CR of Total									66,0%	-	-	-	-	-	-	-	-	-		
CR o2 Severe cases									NA	-	-	-	-	-	-	-	-	-		
CR of Misdemeanour cases									NA	-	-	-	-	-	-	-	-	-		
CR of Other									NA	-	-	-	-	-	-	-	-	-		
DT of Total									792	-	-	-	-	-	-	-	-	-		
DT of Severe cases									NA	-	-	-	-	-	-	-	-	-		
DT of Misdemeanour cases									NA	-	-	-	-	-	-	-	-	-		
DT of Other									NA	-	-	-	-	-	-	-	-	-		
Table 3.16.1 to 3.16.5 Second instance criminal law cases (Q98)																				
098.1.1 Total - pending 1 Jan									843	-	-	-	-	-	-	-	-	-		
098.1.2 Severe cases - pending 1 Jan									NA	-	-	-	-	-	-	-	-	-		
098.1.3 Misdemeanour cases - pending 1 Jan									NA	-	-	-	-	-	-	-	-	-		
098.1.4 Other - pending 1 Jan									NA	-	-	-	-	-	-	-	-	-		
098.2.1 Total -incoming									311	-	-	-	-	-	-	-	-	-		
098.2.2 Severe cases - incoming									NA	-	-	-	-	-	-	-	-	-		
098.2.3 Misdemeanour cases - incoming									NA	-	-	-	-	-	-	-	-	-		
098.2.4 Other - incoming									NA	-	-	-	-	-	-	-	-	-		
098.3.1 Total - resolved									463	-	-	-	-	-	-	-	-	-		
098.3.2 Severe cases -resolved									NA	-	-	-	-	-	-	-	-	-		
098.3.3 Misdemeanour cases - resolved									NA	-	-	-	-	-	-	-	-	-		
098.3.4 Other - resolved									NA	-	-	-	-	-	-	-	-	-		

Malta (2012-2020) data tables

Question	2012	2013	2014	2015	2016	2017	2018	2019	2020	Variations for quantitative questions								
										2012-2020	2012-2013	2013-2014	2014-2015	2015-2016	2016-2017	2017-2018	2018-2019	2019-2020
098.4.1 Total - pending 31 Dec									691	-	-	-	-	-	-	-	-	-
098.4.2 Severe cases - pending 31 Dec									NA	-	-	-	-	-	-	-	-	-
098.4.3 Misdemeanour cases - pending 31 Dec									NA	-	-	-	-	-	-	-	-	-
098.4.4 Other - pending 31 Dec									NA	-	-	-	-	-	-	-	-	-
098.5.1 Total - pending more then 2 years									NA	-	-	-	-	-	-	-	-	-
098.5.2 Severe cases - pending more then 2 years									NA	-	-	-	-	-	-	-	-	-
098.5.3 Misdemeanour cases - pending more then 2 years									NA	-	-	-	-	-	-	-	-	-
098.5.4 Other - pending more then 2 years									NA	-	-	-	-	-	-	-	-	-

Table 3.17.1 to 3.17.2 CR and DT for second instance criminal law cases (Q98)

CR of Total									148,9%	-	-	-	-	-	-	-	-	-
CR of Severe cases									NA	-	-	-	-	-	-	-	-	-
CR of Misdemeanour cases									NA	-	-	-	-	-	-	-	-	-
CR of Other									NA	-	-	-	-	-	-	-	-	-
DT of Total									545	-	-	-	-	-	-	-	-	-
DT of Severe cases									NA	-	-	-	-	-	-	-	-	-
DT of Misdemeanour cases									NA	-	-	-	-	-	-	-	-	-
DT of Other									NA	-	-	-	-	-	-	-	-	-

Malta (2012-2020) data tables

Question	2012	2013	2014	2015	2016	2017	2018	2019	2020	Variations for quantitative questions										
										2012-2020	2012-2013	2013-2014	2014-2015	2015-2016	2016-2017	2017-2018	2018-2019	2019-2020		
Table 3.18.1 to 3.18.5 Supreme court criminal law cases (Q100)																				
100.1.1 Total - pending 1 Jan									NAP	-	-	-	-	-	-	-	-	-		
100.1.2 Severe cases - pending 1 Jan									NAP	-	-	-	-	-	-	-	-	-		
100.1.3 Misdemeanour cases - pending 1 Jan									NAP	-	-	-	-	-	-	-	-	-		
100.1.4 Other - pending 1 Jan									NAP	-	-	-	-	-	-	-	-	-		
100.2.1 Total -incoming									NAP	-	-	-	-	-	-	-	-	-		
100.2.2 Severe cases - incoming									NAP	-	-	-	-	-	-	-	-	-		
100.2.3 Misdemeanour cases - incoming									NAP	-	-	-	-	-	-	-	-	-		
100.2.4 Other - incoming									NAP	-	-	-	-	-	-	-	-	-		
100.3.1 Total - resolved									NAP	-	-	-	-	-	-	-	-	-		
100.3.2 Severe cases -resolved									NAP	-	-	-	-	-	-	-	-	-		
100.3.3 Misdemeanour cases - resolved									NAP	-	-	-	-	-	-	-	-	-		
100.3.4 Other - resolved									NAP	-	-	-	-	-	-	-	-	-		
100.4.1 Total - pending 31 Dec									NAP	-	-	-	-	-	-	-	-	-		
100.4.2 Severe cases - pending 31 Dec									NAP	-	-	-	-	-	-	-	-	-		
100.4.3 Misdemeanour cases - pending 31 Dec									NAP	-	-	-	-	-	-	-	-	-		
100.4.4 Other - pending 31 Dec									NAP	-	-	-	-	-	-	-	-	-		
100.5.1 Total - pending more then 2 years									NAP	-	-	-	-	-	-	-	-	-		
100.5.2 Severe cases - pending more then 2 years									NAP	-	-	-	-	-	-	-	-	-		
100.5.3 Misdemeanour cases - pending more then 2 years									NAP	-	-	-	-	-	-	-	-	-		
100.5.4 Other - pending more then 2 years									NAP	-	-	-	-	-	-	-	-	-		

Malta (2012-2020) data tables

Question	2012	2013	2014	2015	2016	2017	2018	2019	2020	Variations for quantitative questions																
										2012-2020	2012-2013	2013-2014	2014-2015	2015-2016	2016-2017	2017-2018	2018-2019	2019-2020								
Table 3.19.1 to 3.19.2 CR and DT for supreme court criminal law cases (Q100)																										
CR of Total										NAP	-	-	-	-	-	-	-	-	-	-						
CR of Severe cases										NAP	-	-	-	-	-	-	-	-	-	-						
CR of Misdemeanour cases										NAP	-	-	-	-	-	-	-	-	-	-						
CR of Other										NAP	-	-	-	-	-	-	-	-	-	-						
DT of Total										NAP	-	-	-	-	-	-	-	-	-	-						
DT of Severe cases										NAP	-	-	-	-	-	-	-	-	-	-						
DT of Misdemeanour cases										NAP	-	-	-	-	-	-	-	-	-	-						
DT of Other										NAP	-	-	-	-	-	-	-	-	-	-						

Malta (2012-2020) data tables

Question	2012	2013	2014	2015	2016	2017	2018	2019	2020	Variations for quantitative questions												
										2012-2020	2012-2013	2013-2014	2014-2015	2015-2016	2016-2017	2017-2018	2018-2019	2019-2020				
Indicator 5: Access to justice																						
Legal aid																						
Table 5.1 to Table 5.6 (Q12-2, Q16, Q18, Q19, Q20, Q20-1)																						
12-2.1.1 Coverage of court fees																					False	
12-2.1.2 Exemption from court fees																						True
16.1.1 Legal aid applies to representation in court (criminal cases)	Yes	-	Yes	Yes	True	True	True	True	True	True												True
16.1.2 Legal aid applies to legal advice (criminal cases)	No	-	No	No	False	False	True	True	True	True												True
16.2.1 Legal aid applies to representation in court (other than criminal cases)	Yes	-	Yes	Yes	True	True	True	True	True	True												True
16.2.2 Legal aid applies to legal advice (other than criminal cases)	No	-	No	No	False	False	True	True	True	True												True
18.1.1 Legal aid for the enforcement of judicial decisions					True	True	True	True	True	True												True
19.1.1 Legal aid granted for other costs - criminal cases																						False
19.1.2 Legal aid granted for other costs - other than criminal cases																						False
020.1.1 Total																						946
020.1.2 Total - criminal cases																						626
020.1.3 Total - other than criminal cases																						320
020.2.1 Total brought to court																						755
020.2.2 Brought to court - criminal cases																						626
020.2.3 Brought to court - other than criminal																						129
020.3.1 Total not brought to court																						191
020.3.2 Not brought to court - criminal cases																						NAP
020.3.3 Not brought to court - other than criminal																						191
020-1.1.1 Maximum duration prescribed in law/regulation																						NA
020-1.1.2 Average duration																						19

Malta (2012-2020) data tables

Question	2012	2013	2014	2015	2016	2017	2018	2019	2020	Variations for quantitative questions								
										2012-2020	2012-2013	2013-2014	2014-2015	2015-2016	2016-2017	2017-2018	2018-2019	2019-2020
System for compensating users																		
Table 5.7.1 and Table 5.7.2 (Q37)																		
037.1.1 Requests for compensation - Total										NAP								
037.1.2 Requests for compensation - Excessive length of proceedings										NAP								
037.1.3 Requests for compensation - Non-execution of court decisions										NAP								
037.1.4 Requests for compensation - Wrongful arrest										NAP								
037.1.5 Requests for compensation - Wrongful conviction										NA								
037.1.6 Requests for compensation - Other										NAP								
037.2.1 Condemnations - Total										NAP								
037.2.2 Condemnations - Excessive length of proceedings										NAP								
037.2.3 Condemnations - Non-execution of court decisions										NAP								
037.2.4 Condemnations - Wrongful arrest										NAP								
037.2.5 Condemnations - Wrongful conviction										NA								
037.2.6 Condemnations - Other										NAP								
037.3.1 Amount - Total										NAP								
037.3.2 Amount - Excessive length of proceedings										NAP								
037.3.3 Amount - Non-execution of court decisions										NAP								
037.3.4 Amount - Wrongful arrest										NAP								
037.3.5 Amount - Wrongful conviction										NA								
037.3.6 Amount - Other										NAP								

Malta (2012-2020) data tables

Question	2012	2013	2014	2015	2016	2017	2018	2019	2020	Variations for quantitative questions									
										2012-2020	2012-2013	2013-2014	2014-2015	2015-2016	2016-2017	2017-2018	2018-2019	2019-2020	
Indicator 6: The ICT tools of courts and for court users																			
Table 6.1 to Table 6.11 (Q62-7, Q62-7-1, Q62-8, Q62-8-1, Q63-1, Q63-1-1, Q63-2 Q63-6, Q63-7, Q63-7-1, Q64-2, Q64-4, Q64-6, Q64-3, Q64-3-1, Q64-7, Q64-7-1, Q64-9)																			
62-7 Writing assistance tools coordinated at national level							True	True	True										
62-7-1.1 Deployment rate in civil matter							10-49%	10-49%	10-49%										
62-7-1.2 Deployment rate in criminal matter							10-49%	10-49%	10-49%										
62-7-1.3 Deployment rate in administrative matter							10-49%	10-49%	10-49%										
62-8 Voice recording tools							True	True	True										
62-8-1.1.1 Availability of simple dictation tools in civil matter							in all courts	in all courts	in all courts										
62-8-1.1.2 Availability of simple dictation tools in criminal matter							in all courts	in all courts	in all courts										
62-8-1.1.3 Availability of simple dictation tools in administrative matter							in all courts	in all courts	in all courts										
62-8-1.2.1 Availability of multiple speakers recording tools in civil matter							in all courts	in all courts	in all courts										
62-8-1.2.2 Availability of multiple speakers recording tools in criminal matter							in all courts	in all courts	in all courts										
62-8-1.2.3 Availability of multiple speakers recording tools in administrative matter							in all courts	in all courts	in all courts										
62-8-1.3.1 Availability of voice recognition in civil matter							No	No	No										
62-8-1.3.2 Availability of voice recognition in criminal matter							No	No	No										
62-8-1.3.3 Availability of voice recognition in administrative matter							No	No	No										
062-9 Availability of intranet site within the judicial system for distribution of news/novelities							0% (NAP)	0% (NAP)	0% (NAP)										
63.1 Is there a case management system?							True	True	True										
63.1-1.1 CMS for civil matter (deployment rate)							100%	100%	100%										
63.1-1.1 CMS for criminal matter (deployment rate)							50-99%	50-99%	50-99%										
63.1-1.1 CMS for administrative matter (deployment rate)							100%	100%	100%										
63.1-1.2 CMS for civil matter (status of case online)							Accessible to parties	Accessible to parties	Accessible to parties										
63.1-1.2 CMS for criminal matter (status of case online)							Accessible to parties	Accessible to parties	Accessible to parties										
63.1-1.2 CMS for administrative matter (status of case online)							Accessible to parties	Accessible to parties	Accessible to parties										

Malta (2012-2020) data tables

Question	2012	2013	2014	2015	2016	2017	2018	2019	2020	Variations for quantitative questions									
										2012-2020	2012-2013	2013-2014	2014-2015	2015-2016	2016-2017	2017-2018	2018-2019	2019-2020	
63.1-1.3 CMS for civil matter (Centralised or interoperable database)							-	True	True	True									
63.1-1.3 CMS for criminal matter (Centralised or interoperable database)							-	True	True	True									
63.1-1.3 CMS for administrative matter (Centralised or interoperable database)							-	True	True	True									
63.1-1.4 CMS for civil matter (Early warning signals)							-	False	False	False									
63.1-1.4 CMS for criminal matter (Early warning signals)							-	False	False	False									
63.1-1.4 CMS for administrative matter (Early warning signals)							-	False	False	False									
63-1-1.5 Statistics in CMS civil matter								Integrated	Integrated	Integrated									
63-1-1.5 Statistics in CMS criminal matter								Integrated	Integrated	Integrated									
63-1-1.5 Statistics in CMS administrative matter								Integrated	Integrated	Integrated									
63-2.1 Deployment rate for computerised registries managed by courts - land registry								0% (NAP)	NA	NA									
63-2.1 Deployment rate for computerised registries managed by courts - business registry								100%	100%	100%									
63-2.2 Data consolidated at national level for land registry							-	False	NA	NA									
63-2.2 Data consolidated at national level for business registry							-	True	True	True									
63-2.3 Service available online for land registry							-	False	NA	NA									
63-2.3 Service available online for business registry							-	True	True	True									
63-2.4 Statistical module integrated or connected for land registry							-	True	NA	NA									
63-2.4 Statistical module integrated or connected for business registry							-	True	True	True									
063-6.1.1 Budgetary and financial management of courts (deployment rate)							-	100%	100%	100%									
063-6.1.2 Justice expenses management (deployment rate)							-	100%	100%	100%									
063-6.1.3 Other financial management tools (deployment rate)							-	NA	NA	NA									
063-6.2.1 Budgetary and financial management of courts (Data consolidated at national level)							-	True	True	True									
063-6.2.2 Justice expenses management (Data consolidated at national level)							-	True	True	True									
063-6.2.3 Other financial management tools (Data consolidated at national level)							-	False	NA	NA									
063-6.3.1 Budgetary and financial management of courts (System communicating with other ministries)							-	True	True	True									
063-6.3.2 Justice expenses management (System communicating with other ministries)							-	True	True	True									
063-6.3.3 Other financial management tools (System communicating with other ministries)							-	False	NA	NA									

Malta (2012-2020) data tables

Question	2012	2013	2014	2015	2016	2017	2018	2019	2020	Variations for quantitative questions										
										2012-2020	2012-2013	2013-2014	2014-2015	2015-2016	2016-2017	2017-2018	2018-2019	2019-2020		
63-7.1 Measurement tools to assess the workload							True	True	True											
63-7-1.1.1 Deployment rate - workload of judges							100%	100%	100%											
63-7-1.1.2 Deployment rate - workload of prosecutors							10-49%	10-49%	10-49%											
63-7-1.1.3 Deployment rate - workload of non-judge and non-prosecutor staff							NA	NA	0% (NAP)											
63-7-1.2.1 Monitoring on national level - judges							NA	False	False											
63-7-1.2.2 Monitoring on national level - prosecutors							NA	False	False											
63-7-1.2.2 Monitoring on national level - non-judge and non-prosecutor staff							NA	True	True											
63-7-1.3.1 Monitoring on court level - judges							NA	NA	False											
63-7-1.3.2 Monitoring on court level - prosecutors							NA	NA	False											
63-7-1.3.3 Monitoring on court level - non-judge and non-prosecutor staff							NA	NA	False											
064-2 - Possibility to submit a case to courts by electronic means							True	True	True											
064-2 - Civil and/or commercial							10-49%	10-49%	50-99%											
064-2 - Criminal							NA	0% (NAP)	0% (NAP)											
064-2 - Administrative							100%	100%	100%											
064-2 - Submission in paper remains mandatory - civil							True	True	True											
064-2 - Submission in paper remains mandatory - criminal							False	False	NAP											
064-2 - Submission in paper remains mandatory - administrative							True	True	True											
064-2 - Specific legislative framework - civil							True	True	True											
064-2 - Specific legislative framework - criminal							False	False	NAP											
064-2 - Specific legislative framework - administrative							True	True	True											
064-2 - Integrated/connected with the CMS - civil							False	False	False											
064-2 - Integrated/connected with the CMS - criminal							False	False	NAP											
064-2 - Integrated/connected with the CMS - administrative							True	False	True											

Malta (2012-2020) data tables

Question	2012	2013	2014	2015	2016	2017	2018	2019	2020	Variations for quantitative questions										
										2012-2020	2012-2013	2013-2014	2014-2015	2015-2016	2016-2017	2017-2018	2018-2019	2019-2020		
064-3 - Is it possible to request for granting legal aid by electronic means?							False	False	False											
064-3-1.1 - Equipment rate																				
064-3-1.2 - Request in paper mandatory							-	-	-											
064-3-1.3 - Specific legislative framework							-	-	-											
064-3-1.4 - Granting LA is also electronic							-	-	-											
064-3-1.5 - Information available in CMS							-	-	-											
064-4 - Possibility to transmit summons to a judicial meeting or a hearing by electronic means							True	True	True											
064-4-1.1.1 - Summons produced by CMS- civil							True	True	True											
064-4-1.1.2 - Summons produced by CMS- criminal							False	True	True											
064-4-1.1.3 - Summons produced by CMS- administrative							True	True	True											
064-4-1.2.1 - Simultaneous summon in paper form remains mandatory- civil							False	False	False											
064-4-1.2.2 - Simultaneous summon in paper form remains mandatory- criminal							False	True	True											
064-4-1.2.3 - Simultaneous summon in paper form remains mandatory- administrative							False	False	False											
064-4-1.3.1 - Consent of the user - civil							True	True	True											
064-4-1.3.2 - Consent of the user - criminal							False	False	False											
064-4-1.3.3 - Consent of the user - administrative							True	True	True											
064-6.1.1 - Civil and/or commercial (deployment rate)							100%	100%	100%											
064-6.1.2 - Criminal (deployment rate)							NA	NA	0% (NAP)											
064-6.1.3 - Administrative (deployment rate)							100%	100%	100%											

Malta (2012-2020) data tables

Question	2012	2013	2014	2015	2016	2017	2018	2019	2020	Variations for quantitative questions								
										2012-2020	2012-2013	2013-2014	2014-2015	2015-2016	2016-2017	2017-2018	2018-2019	2019-2020
064-6.2.1 - Civil and/or commercial (Trial phases concerned)							Submission of a case Hearing preparatory phases Scheduling	Submission of a case Hearing preparatory phases Scheduling	Submission of a case Hearing preparatory phases Scheduling									
064-6.2.2 - Criminal (Trial phases concerned)																		
064-6.2.3 - Administrative (Trial phases concerned)							Submission of a case Hearing preparatory phases Scheduling	Submission of a case Hearing preparatory phases Scheduling	Submission of a case Hearing preparatory phases Scheduling									
064-6.3.1 - Civil and/or commercial (Modalities)							E-mail	Other	E-mail	Other	E-mail	Other						
064-6.3.2 - Criminal (Modalities)																		
064-6.3.3 - Administrative (Modalities)							E-mail	Other	E-mail	Other	E-mail	Other						
064-6.4.1 - Civil and/or commercial (specific legal framework)							True		True		True							
064-6.4.2 - Criminal (specific legal framework)							False		False		False							
064-6.4.3 - Administrative (specific legal framework)							True		True		True							
064-6.5.1 - Civil and/or commercial (availability for)																		Lawyers & Parties not represented by lawyer
064-6.5.2 - Criminal (availability for)																		
064-6.5.3 - Administrative (availability for)																		Lawyers & Parties not represented by lawyer

Malta (2012-2020) data tables

Question	2012	2013	2014	2015	2016	2017	2018	2019	2020	Variations for quantitative questions								
										2012-2020	2012-2013	2013-2014	2014-2015	2015-2016	2016-2017	2017-2018	2018-2019	2019-2020
064-7.1.1 - Electronic communication of enforcement agents and courts (deployment rate)							50-99%	50-99%	50-99%									
064-7.1.2 - Electronic communication of notaries and courts (deployment rate)							50-99%	50-99%	50-99%									
064-7.1.3 - Electronic communication of experts and courts (deployment rate)							NA	NA	0% (NAP)									
064-7.1.4 - Electronic communication of judicial police and courts (deployment rate)							NA	NA	NA									
064-7.2.1 - Electronic communication of enforcement agents and courts (Modalities)							E-mail Specific application	E-mail Specific application	E-mail Specific application									
064-7.2.2 - Electronic communication of notaries and courts (Modalities)							Specific application	Specific application	Specific application									
064-7.2.3 - Electronic communication of experts and courts (Modalities)																		
064-7.2.4 - Electronic communication of judicial police and courts (Modalities)																		
064-7.3.1 - Electronic communication of enforcement agents and courts (specific legal framework)							True	True	True									
064-7.3.2 - Electronic communication of notaries and courts (specific legal framework)							True	True	True									
064-7.3.3 - Electronic communication of experts and courts (specific legal framework)							False	False	False									
064-7.3.4 - Electronic communication of judicial police and courts (specific legal framework)							False	False	False									
064-9 - Existence of online processing devices of specialised litigation							True	True	True									

Malta (2012-2020) data tables

Question	2012	2013	2014	2015	2016	2017	2018	2019	2020	Variations for quantitative questions								
										2012-2020	2012-2013	2013-2014	2014-2015	2015-2016	2016-2017	2017-2018	2018-2019	2019-2020
Indicator 7: Professionals of justice (Indicator 9 in 2019)																		
Table 7.1.1 to 7.5.6 for judges, non judge staff, prosecutors, non prosecutor staff and salaries																		
46.1.1 Total Number of professional judges	40	42	41	42	45	43	45	43	42	5,0%	5,0%	-2,4%	2,4%	7,1%	-4,4%	4,7%	-4,4%	-2,3%
46.1.2 Number of 1st inst professional judges	34	36	33	34	36	34	34	32	33	-2,9%	5,9%	-8,3%	3,0%	5,9%	-5,6%	0,0%	-5,9%	3,1%
46.1.3 Number of 2nd inst professional judges	6	6	8	8	9	9	11	11	9	50,0%	0,0%	33,3%	0,0%	12,5%	0,0%	22,2%	0,0%	-18,2%
46.1.4 Number of Supreme court professional judges	NAP	NAP	NAP	NAP	NAP	NAP	NAP	NAP	NAP	-	-	-	-	-	-	-	-	-
46.2.1 Number of professional judges_males	26	27	25	24	26	23	22	19	18	-30,8%	3,8%	-7,4%	-4,0%	8,3%	-11,5%	-4,3%	-13,6%	-5,3%
46.2.2 Number of 1st instance professional judges_males	20	21	18	17	18	15	14	10	11	-45,0%	5,0%	-14,3%	-5,6%	5,9%	-16,7%	-6,7%	-28,6%	10,0%
46.2.3 Number of 2nd instance professional judges_males	6	6	7	7	8	8	8	9	7	16,7%	0,0%	16,7%	0,0%	14,3%	0,0%	0,0%	12,5%	-22,2%
46.2.4 Number of Supreme court professional judges_males	NAP	NAP	NAP	NAP	NAP	NAP	NAP	NAP	NAP	-	-	-	-	-	-	-	-	-
46.3.1 Number of professional judges_females	14	15	16	18	19	20	23	24	24	71,4%	7,1%	6,7%	12,5%	5,6%	5,3%	15,0%	4,3%	0,0%
46.3.2 Number of 1st inst professional judges_females	14	15	15	17	18	19	20	22	22	57,1%	7,1%	0,0%	13,3%	5,9%	5,6%	5,3%	10,0%	0,0%
46.3.3 Number of 2nd inst professional judges_females	-	-	1	1	1	1	3	2	2	-	-	-	0,0%	0,0%	0,0%	200,0%	-33,3%	0,0%
46.3.4 Number of Supreme court professional judges_females	NAP	NAP	NAP	NAP	NAP	NAP	NAP	NAP	NAP	-	-	-	-	-	-	-	-	-
046-2.1.1 Number of professional judges (FTE) - Total	-	-	-	-	-	-	-	-	42	-	-	-	-	-	-	-	-	-
046-2.1.2 Professional judges of first instance (FTE) - Total	-	-	-	-	-	-	-	-	33	-	-	-	-	-	-	-	-	-
046-2.1.3 Professional judges of second instance (FTE) - Total	-	-	-	-	-	-	-	-	9	-	-	-	-	-	-	-	-	-
046-2.1.4 Professional judges of supreme court (FTE) - Total	-	-	-	-	-	-	-	-	NAP	-	-	-	-	-	-	-	-	-
046-2.2.1 Number of professional judges (FTE) - Civil and commercial	-	-	-	-	-	-	-	-	22	-	-	-	-	-	-	-	-	-
046-2.2.2 Professional judges of first instance (FTE) - Civil and commercial	-	-	-	-	-	-	-	-	17	-	-	-	-	-	-	-	-	-
046-2.2.3 Professional judges of second instance (FTE) - Civil and commercial	-	-	-	-	-	-	-	-	5	-	-	-	-	-	-	-	-	-
046-2.2.4 Professional judges of supreme court (FTE) - Civil and commercial	-	-	-	-	-	-	-	-	NAP	-	-	-	-	-	-	-	-	-
046-2.3.1 Number of professional judges (FTE) - Criminal	-	-	-	-	-	-	-	-	17	-	-	-	-	-	-	-	-	-
046-2.3.2 Professional judges of first instance (FTE) - Criminal	-	-	-	-	-	-	-	-	13	-	-	-	-	-	-	-	-	-
046-2.3.3 Professional judges of second instance (FTE) - Criminal	-	-	-	-	-	-	-	-	4	-	-	-	-	-	-	-	-	-
046-2.3.4 Professional judges of supreme court (FTE) - Criminal	-	-	-	-	-	-	-	-	NAP	-	-	-	-	-	-	-	-	-

Malta (2012-2020) data tables

Question	2012	2013	2014	2015	2016	2017	2018	2019	2020	Variations for quantitative questions									
										2012-2020	2012-2013	2013-2014	2014-2015	2015-2016	2016-2017	2017-2018	2018-2019	2019-2020	
046-2.4.1 Number of professional judges (FTE) - Administrative	-	-	-	-	-	-	-	-	3	-	-	-	-	-	-	-	-	-	-
046-2.4.2 Professional judges of first instance (FTE) - Administrative	-	-	-	-	-	-	-	-	3	-	-	-	-	-	-	-	-	-	-
046-2.4.3 Professional judges of second instance (FTE) - Administrative	-	-	-	-	-	-	-	-	NA	-	-	-	-	-	-	-	-	-	-
046-2.4.4 Professional judges of supreme court (FTE) - Administrative	-	-	-	-	-	-	-	-	NAP	-	-	-	-	-	-	-	-	-	-
046-2.5.1 Number of professional judges (FTE) - Other	-	-	-	-	-	-	-	-	NAP	-	-	-	-	-	-	-	-	-	-
046-2.5.2 Professional judges of first instance (FTE) - Other	-	-	-	-	-	-	-	-	NAP	-	-	-	-	-	-	-	-	-	-
046-2.5.3 Professional judges of second instance (FTE) - Other	-	-	-	-	-	-	-	-	NAP	-	-	-	-	-	-	-	-	-	-
046-2.5.4 Professional judges of supreme court (FTE) - Other	-	-	-	-	-	-	-	-	NAP	-	-	-	-	-	-	-	-	-	-
52.1.1 Total Number of non judge staff who are working in courts	360	451	389	393	383	394	413	412	396	10,0%	25,3%	-13,7%	1,0%	-2,5%	2,9%	4,8%	-0,2%	-3,9%	
52.1.2 Number of Non judge staff (Rechtspfleger)	NAP	NAP	NAP	NAP	NAP	NAP	NAP	NAP	NAP	-	-	-	-	-	-	-	-	-	-
52.1.3 Number of Non-judge staff assisting the judges	213	156	231	239	227	231	247	262	246	15,5%	-26,8%	48,1%	3,5%	-5,0%	1,8%	6,9%	6,1%	-6,1%	
52.1.4 Number of Staff in charge of administrative tasks	111	103	59	60	59	56	61	52	53	-52,3%	-7,2%	-42,7%	1,7%	-1,7%	-5,1%	8,9%	-14,8%	1,9%	
52.1.5 Number of Technical staff	8	8	9	5	7	9	9	6	4	-50,0%	0,0%	12,5%	-44,4%	40,0%	28,6%	0,0%	-33,3%	-33,3%	
52.1.6 Number of Other non judge staff	28	36	90	89	90	98	96	92	93	232,1%	28,6%	150,0%	-1,1%	1,1%	8,9%	-2,0%	-4,2%	1,1%	
52.2.1 Total Number of non judge staff who are working in courts(men)	-	-	NA	187	180	177	183	172	166	-	-	-	-	-3,7%	-1,7%	3,4%	-6,0%	-3,5%	
52.2.2 Number of Non judge staff (Rechtspfleger)(men)	-	-	NAP	NAP	NAP	NAP	NAP	NAP	NAP	-	-	-	-	-	-	-	-	-	
52.2.3 Number of Non-judge staff assisting the judges(men)	-	-	73	73	69	64	69	69	64	-	-	-	0,0%	-5,5%	-7,2%	7,8%	0,0%	-7,2%	
52.2.4 Number of Staff in charge of administrative tasks(men)	-	-	NA	40	36	29	30	24	25	-	-	-	-	-10,0%	-19,4%	3,4%	-20,0%	4,2%	
52.2.5 Number of Technical staff(men)	-	-	9	5	7	9	9	6	4	-	-	-	-44,4%	40,0%	28,6%	0,0%	-33,3%	-33,3%	
52.2.6 Number of Other non judge staff(men)	-	-	70	69	68	75	75	73	73	-	-	-	-1,4%	-1,4%	10,3%	0,0%	-2,7%	0,0%	
52.3.1 Total Number of non judge staff who are working in courts(women)	-	-	NA	206	203	217	230	240	230	-	-	-	-	-1,5%	6,9%	6,0%	4,3%	-4,2%	
52.3.2 Number of Non judge staff (Rechtspfleger)(women)	NAP	NAP	NAP	NAP	NAP	NAP	NAP	NAP	NAP	-	-	-	-	-	-	-	-	-	
52.3.3 Number of Non-judge staff assisting the judges(women)	-	-	158	166	158	167	178	193	182	-	-	-	5,1%	-4,8%	5,7%	6,6%	8,4%	-5,7%	
52.3.4 Number of Staff in charge of administrative tasks(women)	-	-	NA	20	23	27	31	28	28	-	-	-	-	15,0%	17,4%	14,8%	-9,7%	0,0%	
52.3.5 Number of Technical staff(women)	-	-	-	-	-	-	-	-	-	-	-	-	-	-	-	-	-	-	
52.3.6 Number of Other non judge staff(women)	-	-	20	20	22	23	21	19	20	-	-	-	0,0%	10,0%	4,5%	-8,7%	-9,5%	5,3%	

Malta (2012-2020) data tables

Question	2012	2013	2014	2015	2016	2017	2018	2019	2020	Variations for quantitative questions									
										2012-2020	2012-2013	2013-2014	2014-2015	2015-2016	2016-2017	2017-2018	2018-2019	2019-2020	
052-1.1.1 Non-judge staff (Total)									NA	-	-	-	-	-	-	-	-	-	-
052-1.1.2 Non-judge staff at first instance (total)									NA	-	-	-	-	-	-	-	-	-	-
052-1.1.3 Non-judge staff at second instance (total)									NA	-	-	-	-	-	-	-	-	-	-
052-1.1.4 Non-judge staff at Supreme court (total)									NA	-	-	-	-	-	-	-	-	-	-
052-1.2.1 Non-judge staff (Males)									NA	-	-	-	-	-	-	-	-	-	-
052-1.2.2 Non-judge staff at first instance (males)									NA	-	-	-	-	-	-	-	-	-	-
052-1.2.3 Non-judge staff at second instance (males)									NA	-	-	-	-	-	-	-	-	-	-
052-1.2.4 Non-judge staff at Supreme court (males)									NA	-	-	-	-	-	-	-	-	-	-
052-1.3.1 Non-judge staff (females)									NA	-	-	-	-	-	-	-	-	-	-
052-1.3.2 Non-judge staff at first instance (females)									NA	-	-	-	-	-	-	-	-	-	-
052-1.3.3 Non-judge staff at second instance (females)									NA	-	-	-	-	-	-	-	-	-	-
052-1.3.4 Non-judge staff at supreme court (females)									NA	-	-	-	-	-	-	-	-	-	-
055.1.1 Prosecutors (total)									38	-	-	-	-	-	-	-	-	-	-
055.1.2 Prosecutors (1st inst.)									NAP	-	-	-	-	-	-	-	-	-	-
055.1.3 Prosecutors (2nd inst.)									NAP	-	-	-	-	-	-	-	-	-	-
055.1.4 Prosecutors (Highest instance)									NAP	-	-	-	-	-	-	-	-	-	-
055.2.1 Prosecutors - Males -total									20	-	-	-	-	-	-	-	-	-	-
055.2.2 Prosecutors - Males, 1st inst.									NAP	-	-	-	-	-	-	-	-	-	-
055.2.3 Prosecutors - Males, 2nd inst.									NAP	-	-	-	-	-	-	-	-	-	-
055.2.4 Prosecutors - Males, Supreme courts									NAP	-	-	-	-	-	-	-	-	-	-
055.3.1 Prosecutors - Females, Total									18	-	-	-	-	-	-	-	-	-	-
055.3.2 Prosecutors - Females, 1st inst.									NAP	-	-	-	-	-	-	-	-	-	-
055.3.3 Prosecutors - Females, 2nd inst.									NAP	-	-	-	-	-	-	-	-	-	-
055.3.4 Prosecutors - Females, Supreme courts									NAP	-	-	-	-	-	-	-	-	-	-

Malta (2012-2020) data tables

Question	2012	2013	2014	2015	2016	2017	2018	2019	2020	Variations for quantitative questions									
										2012-2020	2012-2013	2013-2014	2014-2015	2015-2016	2016-2017	2017-2018	2018-2019	2019-2020	
060.1.1 Number of non-prosecutor staff Total									21	-	-	-	-	-	-	-	-	-	-
060.2.1 Number of non-prosecutor staff Males									11	-	-	-	-	-	-	-	-	-	-
060.3.1 Number of non-prosecutor staff Females									10	-	-	-	-	-	-	-	-	-	-
004 Annual average salary in the country							-	-	18 923 €	-	-	-	-	-	-	-	-	-	-
132.1.1 Gross annual salary, in € - Professional judge at the beginning of career							-	-	95 215 €	-	-	-	-	-	-	-	-	-	-
132.1.2 Gross annual salary, in € - Judge of the Supreme Court							-	-	103 246 €	-	-	-	-	-	-	-	-	-	-
132.1.3 Gross annual salary, in € - Public prosecutor at the beginning of career							-	-	44 496 €	-	-	-	-	-	-	-	-	-	-
132.1.4 Gross annual salary, in € - Public prosecutor of the Supreme Court or the Highest Appellate Instance							-	-	NAP	-	-	-	-	-	-	-	-	-	-
132.2.1 Net annual salary, in € - Professional judge at the beginning of career							-	-	68 770 €	-	-	-	-	-	-	-	-	-	-
132.2.2 Net annual salary, in € - Judge of the Supreme Court							-	-	74 587 €	-	-	-	-	-	-	-	-	-	-
132.2.3 Net annual salary, in € - Public prosecutor at the beginning of career							-	-	28 843 €	-	-	-	-	-	-	-	-	-	-
132.2.4 Net annual salary, in € - Public prosecutor of the Supreme Court or the Highest Appellate Instance							-	-	NAP	-	-	-	-	-	-	-	-	-	-
133.1.1.1 - Additional benefits for judges - Reduced taxation							-	-	False										
133.1.2.1 - Additional benefits for judges - Special pension							-	-	True										
133.1.3.1 - Additional benefits for judges - Housing							-	-	False										
133.1.4.1 - Additional benefits for judges - Other financial benefit							-	-	True										
133.2.1.1 - Additional benefits for prosecutors - Reduced taxation							-	-	False										
133.2.2.1 - Additional benefits for prosecutors - Special pension							-	-	True										
133.2.3.1 - Additional benefits for prosecutors - Housing							-	-	False										
133.2.4.1 - Additional benefits for prosecutors - Other financial benefit							-	-	True										

Malta (2012-2020) data tables

Question	2012	2013	2014	2015	2016	2017	2018	2019	2020	Variations for quantitative questions									
										2012-2020	2012-2013	2013-2014	2014-2015	2015-2016	2016-2017	2017-2018	2018-2019	2019-2020	
144.1.1 Disciplinary procedures for Judges - Total number (1+2+3+4)							-	-	NA	-	-	-	-	-	-	-	-	-	-
144.1.2 Disciplinary procedures for Judges - 1. Breach of professional ethics							-	-	NA	-	-	-	-	-	-	-	-	-	-
144.1.3 Disciplinary procedures for Judges - 2. Professional inadequacy							-	-	NA	-	-	-	-	-	-	-	-	-	-
144.1.4 Disciplinary procedures for Judges - 3. Criminal offence							-	-	NA	-	-	-	-	-	-	-	-	-	-
144.1.5 Disciplinary procedures for Judges - 4. Other							-	-	NA	-	-	-	-	-	-	-	-	-	-
144.2.1 Disciplinary procedures for Prosecutors - Total number (1+2+3+4)							-	-	NA	-	-	-	-	-	-	-	-	-	-
144.2.2 Disciplinary procedures for Prosecutors - 1. Breach of professional ethics							-	-	NA	-	-	-	-	-	-	-	-	-	-
144.2.3 Disciplinary procedures for Prosecutors - 2. Professional inadequacy							-	-	NA	-	-	-	-	-	-	-	-	-	-
144.2.4 Disciplinary procedures for Prosecutors - 3. Criminal offence							-	-	NA	-	-	-	-	-	-	-	-	-	-
144.2.5 Disciplinary procedures for Prosecutors - 4. Other							-	-	NA	-	-	-	-	-	-	-	-	-	-
145.1.1 Sanctions against Judges - Total number (total 1 to 9)									NA	-	-	-	-	-	-	-	-	-	-
145.1.2 Sanctions against Judges - 1. Reprimand									NA	-	-	-	-	-	-	-	-	-	-
145.1.3 Sanctions against Judges - 2. Suspension									NA	-	-	-	-	-	-	-	-	-	-
145.1.4 Sanctions against Judges - 3. Withdrawal from cases									NA	-	-	-	-	-	-	-	-	-	-
145.1.5 Sanctions against Judges - 4. Fine									NA	-	-	-	-	-	-	-	-	-	-
145.1.6 Sanctions against Judges - 5. Temporary reduction of salary									NA	-	-	-	-	-	-	-	-	-	-
145.1.7 Sanctions against Judges - 6. Position downgrade									NA	-	-	-	-	-	-	-	-	-	-
145.1.8 Sanctions against Judges - 7. Transfer to another geographical (court) location									NA	-	-	-	-	-	-	-	-	-	-
145.1.9 Sanctions against Judges - 8. Resignation									NA	-	-	-	-	-	-	-	-	-	-
145.1.10 Sanctions against Judges - 9. Other									NA	-	-	-	-	-	-	-	-	-	-
145.1.11 Sanctions against Judges - 10. Dismissal									NA	-	-	-	-	-	-	-	-	-	-

Malta (2012-2020) data tables

Question	2012	2013	2014	2015	2016	2017	2018	2019	2020	Variations for quantitative questions								
										2012-2020	2012-2013	2013-2014	2014-2015	2015-2016	2016-2017	2017-2018	2018-2019	2019-2020
145.2.1 Sanctions against Prosecutors - Total number (total 1 to 9)									NA	-	-	-	-	-	-	-	-	-
145.2.2 Sanctions against Prosecutors - 1. Reprimand									NA	-	-	-	-	-	-	-	-	-
145.2.3 Sanctions against Prosecutors - 2. Suspension									NA	-	-	-	-	-	-	-	-	-
145.2.4 Sanctions against Prosecutors - 3. Withdrawal from cases									NA	-	-	-	-	-	-	-	-	-
145.2.5 Sanctions against Prosecutors - 4. Fine									NA	-	-	-	-	-	-	-	-	-
145.2.6 Sanctions against Prosecutors - 5. Temporary reduction of salary									NA	-	-	-	-	-	-	-	-	-
145.2.7 Sanctions against Prosecutors - 6. Position downgrade									NA	-	-	-	-	-	-	-	-	-
145.2.8 Sanctions against Prosecutors - 7. Transfer to another geographical (court) location									NA	-	-	-	-	-	-	-	-	-
145.2.9 Sanctions against Prosecutors - 8. Resignation									NA	-	-	-	-	-	-	-	-	-
145.2.10 Sanctions against Prosecutors - 9. Other									NA	-	-	-	-	-	-	-	-	-
145.2.11 Sanctions against Prosecutors - 10. Dismissal									NA	-	-	-	-	-	-	-	-	-
Lawyers																		
Tables 7.6.1, 7.6.2, 7.6.3, 7.7 and 7.8																		
146.1.1 Total number of lawyers practising	1 400	1 112	1 485	1 569	1 327	1 473	1 535	1 648	1 762	25,9%	-20,6%	33,5%	5,7%	-15,4%	11,0%	4,2%	7,4%	6,9%
146.2.1 Practising lawyers - man	-	-	-	-	-	-	749	793	834	-	-	-	-	-	-	-	5,9%	5,2%
146.3.1 Practising lawyers - woman	-	-	-	-	-	-	786	855	928	-	-	-	-	-	-	-	8,8%	8,5%
147 Does this figure include "legal advisors" who cannot represent their clients in court (for example, some solicitors or in-house counsellors)?			No	No	False	False	False	False	False	-	-	-	-	-	-	-	-	-

Malta (2012-2020) data tables

Question	2012	2013	2014	2015	2016	2017	2018	2019	2020	Variations for quantitative questions									
										2012-2020	2012-2013	2013-2014	2014-2015	2015-2016	2016-2017	2017-2018	2018-2019	2019-2020	
Indicator 8: The existence and use of alternative dispute resolution methods																			
Table 8.1 8.2 and 8.3																			
166 Number of accredited or registered mediators who practice judicial mediation:	69	69	61	61	66	69	67	67	66		-4,3%	0,0%	-11,6%	0,0%	8,2%	4,5%	-2,9%	0,0%	-1,5%
167.1.1 Total number started					1 896	1 911	NA	2 104	1 668		-	-	-	-	-	0,8%	-	-	-20,7%
167. 1.2 Civil and commercial cases - started					NAP	NAP	NAP	1	5		-	-	-	-	-	-	-	-	400,0%
167. 1.2 Family cases - started					1 896	1 911	2 059	2 103	1 663		-	-	-	-	-	0,8%	7,7%	2,1%	-20,9%
167.1.4 Administrative cases - started					NAP	NAP	NAP	NAP	NAP		-	-	-	-	-	-	-	-	-
167.1.5 Labour cases including employment dismissal cases - started					NAP	NAP	NAP	NAP	NAP		-	-	-	-	-	-	-	-	-
167.1.6. Criminal cases - started					NAP	NAP	NAP	NAP	NAP		-	-	-	-	-	-	-	-	-
167.1.7 Consumer cases - started					-	-	NAP	NAP	NAP		-	-	-	-	-	-	-	-	-

Key: Variation of more than (+ -) 20%