

# Judiciary at a glance in Malta

(2021 data)

## General data

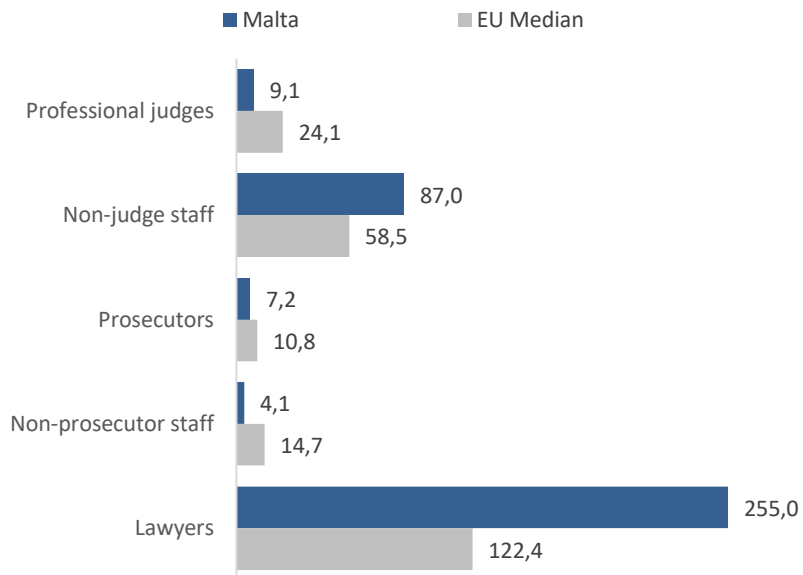
**Population:** 516 102

**GDP per capita:** 28 216 €

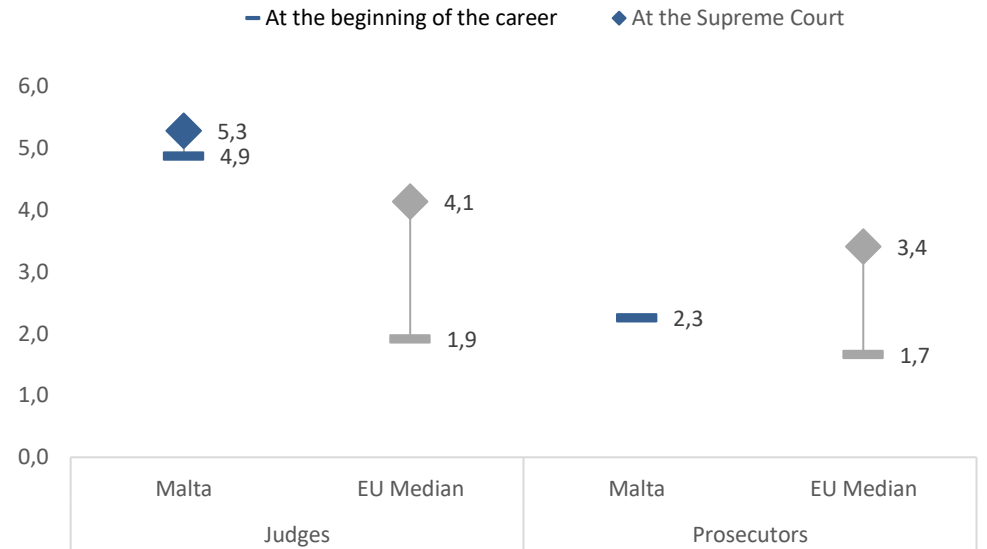
**Average annual salary:** 19 755 €

## Professionals

Judicial professionals per 100 000 inhabitants

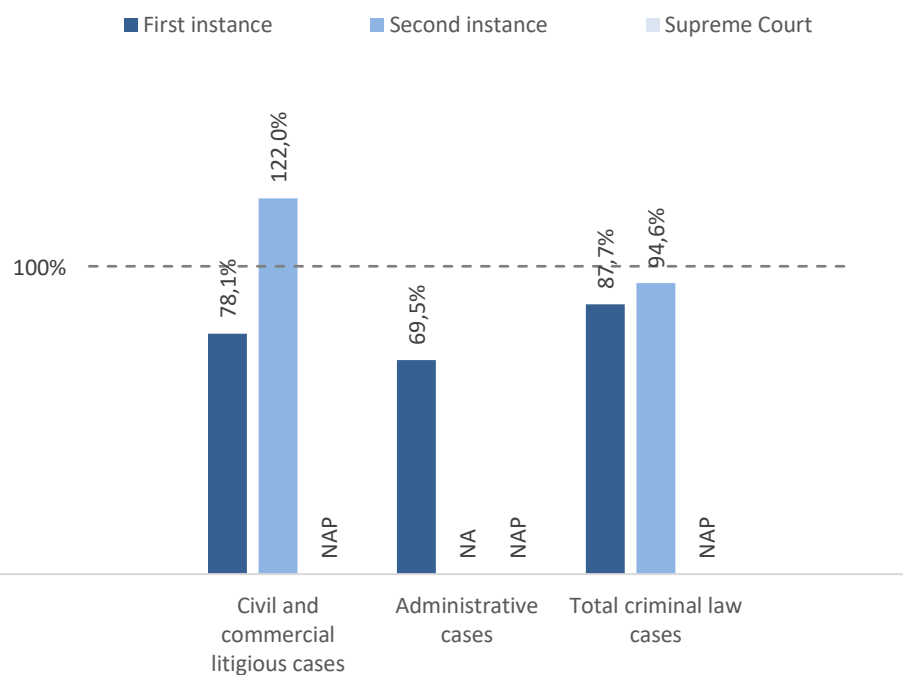


Gross salaries of judges and prosecutors vs average annual salary in 2021

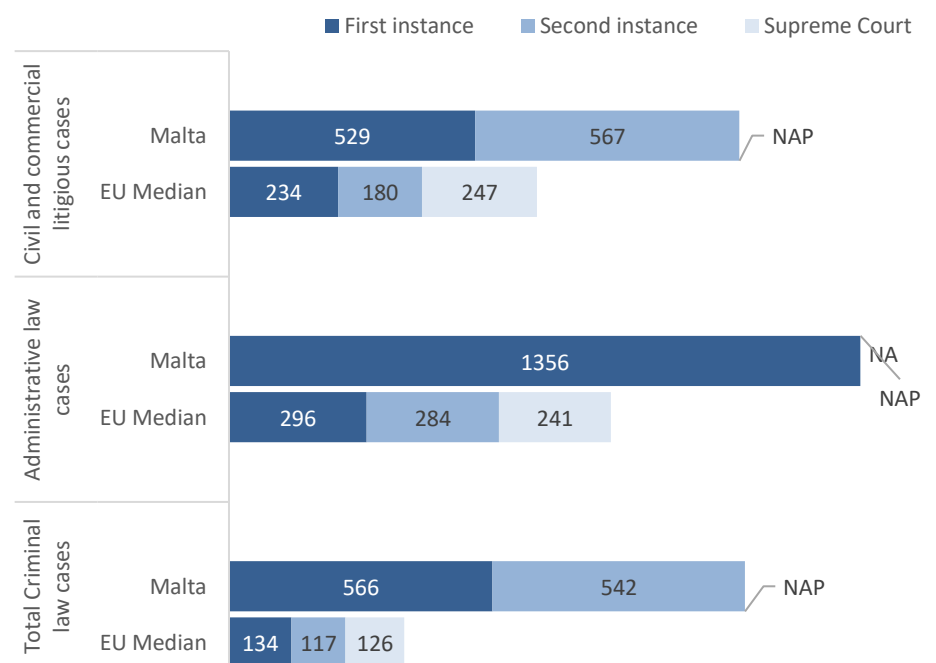


## Efficiency

Clearance Rate by instance and by matter in 2021 (%)

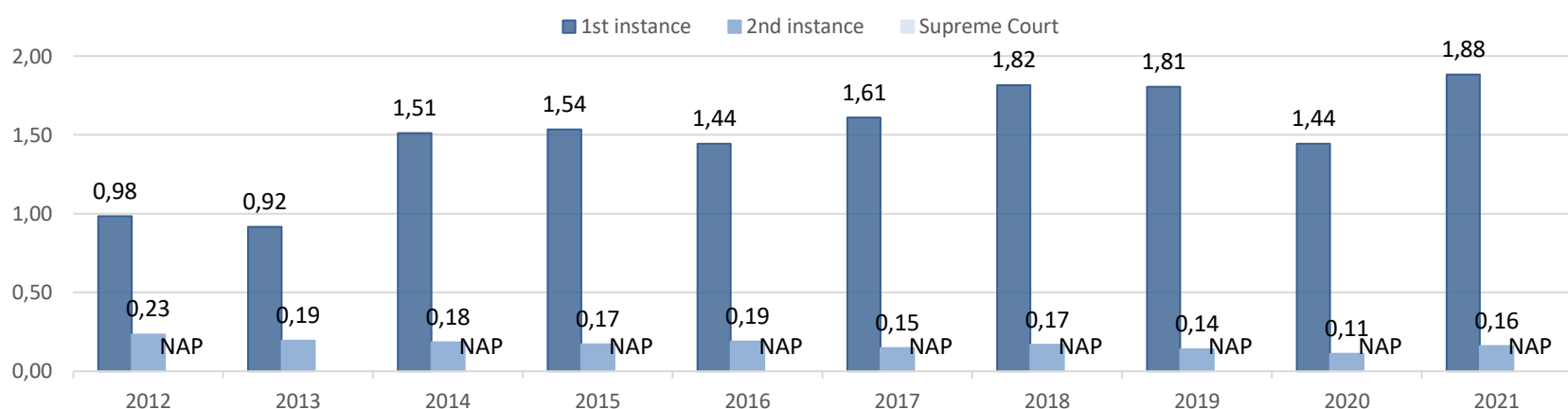


Disposition Time by instance and by matter in 2021 (days)






## Incoming cases per 100 inhabitants







Incoming Civil (and commercial) litigious cases per 100 inhabitants\*









\* Please note that there is no data for the Supreme Court cases for 2013.




Synthesis table for the main indicators for: Malta




Economic and demographic data	2012	2013	2014	2015	2016	2017	2018	2019	2020	2021	Trend 2012-2021	Variations	
												2012-2021	2020-2021
Population	422 509	429 424	439 691	450 415	460 297	475 701	475 701	493 559	514 565	516 102		22,2%	0,3%
GDP per capita	16 417	16 831	18 525	21 469	22 664	23 778	25 556	26 490	24 634	28 216		71,9%	14,5%
Exchange rate (local currency needed to obtain 1€)	NAP	NAP	NAP	NAP	NAP	NAP	NAP	NAP	NAP	NAP		NAP	NAP
Average annual salary	15 536		16 082		17 261		19 036	19 590	18 923	19 755		27,2%	4,4%



Resources	2012	2013	2014	2015	2016	2017	2018	2019	2020	2021	Trends 2012-2021	2012-2021	2020-2021
Professional judges per 100 000 inhab.	9,5	9,8	9,3	9,3	9,8	9,0	9,5	8,7	8,2	9,1		-3,8%	11,6%
Non-judge staff per 100 000 inhab.	85,2	105,0	88,5	87,3	83,2	82,8	86,8	83,5	77,0	87,0		2,1%	13,0%
Public prosecutors per 100 000 inhabitants									7,4	7,2			-2,9%
Non-prosecutors staff per 100 000 inhab.									4,1	4,1			-0,3%
Lawyers per 100 000 inh.	331,4	259,0	337,7	348,3	288,3	309,6	322,7	333,9	342,4	255,0		-23,0%	-25,5%
Mediators	16,3	16,1	13,9	13,5	14,3	14,5	14,1	13,6	12,8	13,8		-15,8%	7,3%



First instance incoming cases per 100 inhab.	2012	2013	2014	2015	2016	2017	2018	2019	2020	2021	Trends 2012-2021	2012-2021	2020-2021
Civil and commercial litigious cases	0,985	0,916	1,511	1,535	1,443	1,609	1,816	1,805	1,445	1,883		91,2%	30,4%
Administrative law cases	0,082	0,1	0,0	0,017	0,020	0,017	0,031	0,026	0,025	0,029		-64,3%	16,7%
Total criminal law cases									2,154	2,253			4,6%

First instance performance indicators (Clearance Rate)	2012	2013	2014	2015	2016	2017	2018	2019	2020	2021	Trends 2012-2021	2012-2021 (percentage points)	2020-2021 (percentage points)
CR civil and commercial litigious cases	114%	110%	101%	107%	107%	97%	93%	92%	91%	78%		-35,77	-12,46
CR administrative law cases	40%	40%	149%	411%	114%	147%	91%	121%	106%	70%		29,36	-36,67
CR total criminal law cases									66%	88%			21,64

First instance performance indicators (Disposition Time)	2012	2013	2014	2015	2016	2017	2018	2019	2020	2021	Trends 2012-2021	2012-2021	2020-2021
DT civil and commercial litigious cases (days)	685	750	536	445	432	435	440	465	550	529		-22,8%	-4,0%
DT administrative law cases (days)	1 457	2 036	1 408	495	1 464	1 147	1 057	839	924	1 356		-7,0%	46,6%
DT total criminal law cases (days)									792	566			-28,5%

First instance pending cases per 100 inhab. on 31 dec.	2012	2013	2014	2015	2016	2017	2018	2019	2020	2021	Trends 2012-2021	2012-2021	2020-2021
Civil and commercial litigious cases	2,10	2,06	2,25	2,01	1,83	1,86	2,04	2,11	1,97	2,13		1,3%	7,9%
Administrative law cases	0,13	0,18	0,16	0,09	0,09	0,08	0,08	0,07	0,07	0,08		-42,5%	12,1%
Total criminal law cases									3,09	3,06			-0,8%

Second instance performance indicators (Clearance Rate)	2012	2013	2014	2015	2016	2017	2018	2019	2020	2021	Trends 2012-2021	2012-2021 (percentage points)	2020-2021 (percentage points)
CR civil and commercial litigious cases			87%	96%	106%	118%	80%	112%	130%	122%			-7,75
CR administrative law cases			NA	NA	NA	NA	NA	NA	NA	NA			NA
CR total criminal law cases									149%	95%			-54,31

Second instance performance indicators (Disposition Time)	2012	2013	2014	2015	2016	2017	2018	2019	2020	2021	Trends 2012-2021	2012-2021	2020-2021
DT civil and commercial litigious cases (days)			1 010	973	783	796	1 120	875	838	567			-32,3%
DT administrative law cases (days)			NA	NA	NA	NA	NA	NA	NA	NA			NA
DT total criminal law cases (days)									545	542			-0,5%

Supreme court performance indicators (Clearance Rate)	2012	2013	2014	2015	2016	2017	2018	2019	2020	2021	Trends 2012-2021	2012-2021 (percentage points)	2020-2021 (percentage points)
CR civil and commercial litigious cases			NAP	NAP	NAP	NAP	NAP	NAP	NAP	NAP			NAP
CR administrative law cases			NAP	NAP	NAP	NAP	NAP	NAP	NAP	NAP			NAP
CR total criminal law cases									NAP	NAP			NAP

Supreme court performance indicators (Disposition Time)	2012	2013	2014	2015	2016	2017	2018	2019	2020	2021	Trends 2012-2021	2012-2021	2020-2021
DT civil and commercial litigious cases (days)			NAP	NAP	NAP	NAP	NAP	NAP	NAP	NAP			NAP
DT administrative law cases (days)			NAP	NAP	NAP	NAP	NAP	NAP	NAP	NAP			NAP
DT total criminal law cases (days)									NAP	NAP			NAP

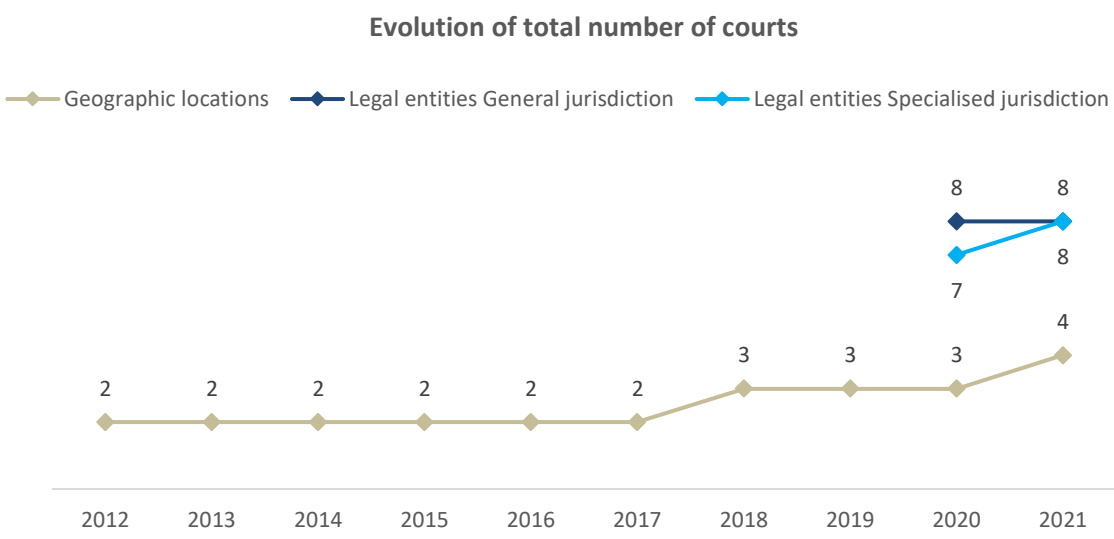
1. Judicial organisation in Malta (2021 data)

According to 2021 data, the first instance courts in Malta include general jurisdiction and specialised courts, tribunals and boards. There are 16 courts in total, of which 4 first instance courts of general jurisdiction and 8 specialised courts (as legal entities).

In Malta, there is no Supreme Court, the Court of Appeal being the Court of second instance. The Constitutional Court is presided over by the three judges who compose the Court of second instance also known as the Court of Appeal in its Superior Jurisdiction.

Evolution of total number of courts

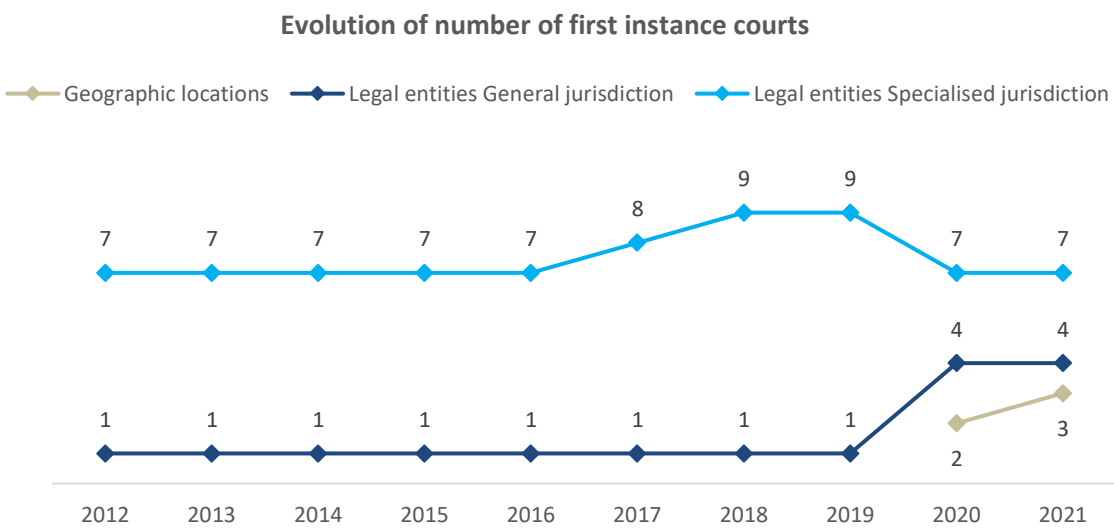
Total number of courts	Geographic locations	Legal entities	
		General jurisdiction	Specialised jurisdiction
2012	2		
2013	2		
2014	2		
2015	2		
2016	2		
2017	2		
2018	3		
2019	3		
2020	3	8	7
2021	4	8	8



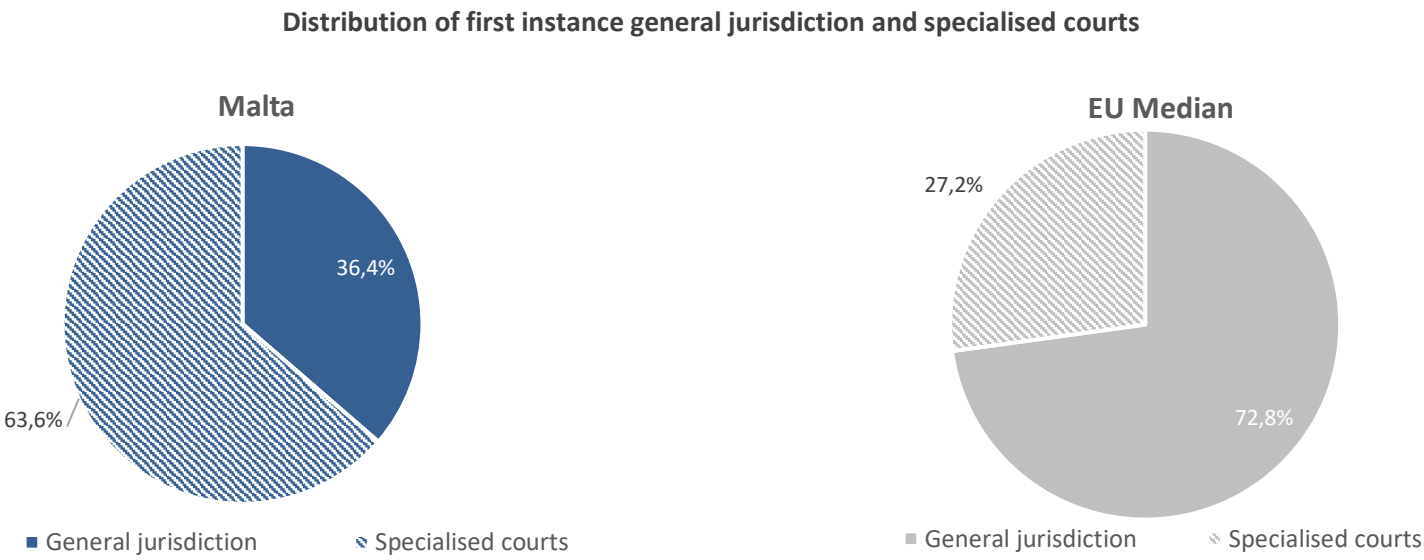
The total number of Specialised Courts has increased to 8 because of the addition of the Constitutional Court as a second instance specialised court.

Evolution of number of first instance courts

First instance courts	Geographic locations	Legal entities	
		General jurisdiction	Specialised jurisdiction
2012		1	7
2013		1	7
2014		1	7
2015		1	7
2016		1	7
2017		1	8
2018		1	9
2019		1	9
2020	2	4	7
2021	3	4	7



The Juvenile Court is a first instance specialised court that is located outside of the main court building in Valletta. This different geographic location is reflected in the updated figures .



The distribution between first instance general jurisdiction courts and first instance specialised courts is 36,4% - 63,6%, which is different from the distribution tendency in EU: 72,8% - 27,2%.

Specialised Courts

Specialised courts	First instance	Higher instance
Total	7	1
Commercial courts (excluded insolvency courts)	NAP	NAP
Insolvency courts	NAP	NAP
Labour courts	NAP	NAP
Family courts	NAP	NAP
Rent and tenancies courts	1	NAP
Enforcement of criminal sanctions courts	NAP	NAP
Fight against terrorism, organised crime and corruption	NAP	NAP
Internet related disputes	NAP	NAP
Administrative courts	1	NAP
Insurance and / or social welfare courts	NAP	NAP
Military courts	NAP	NAP
Juvenile courts	1	NAP
Other specialised courts	4	1

The number of specialised courts includes non-criminal, administrative and criminal courts established as legal entities. The 7 first instance specialised courts are the Rent Regulation Board, the Land Arbitration Board, the Rural Leases Control Board, the Small Claims Tribunal, the Court of Voluntary Jurisdiction, the Administrative Review Tribunal and the Juvenile Court (specialised criminal court). In addition, the Constitutional Court is added as a second instance specialised court.

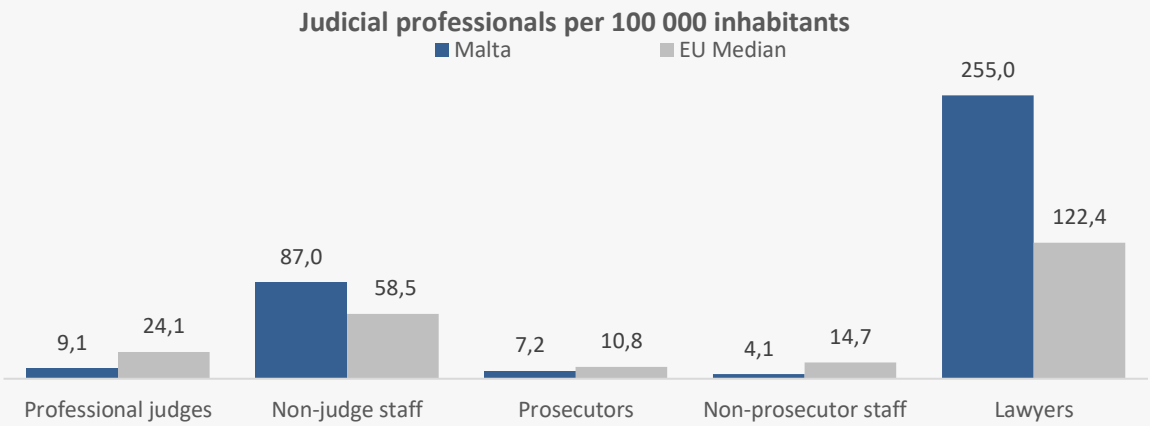
Other courts previously counted as specialised courts, such as the Family Court and the Commercial Court, are divisions of the Civil Court, First Hall, and as such are now being included with the first instance courts of general jurisdiction.

2. Professionals of justice in Malta (2021 data)

Judicial professionals (summary)

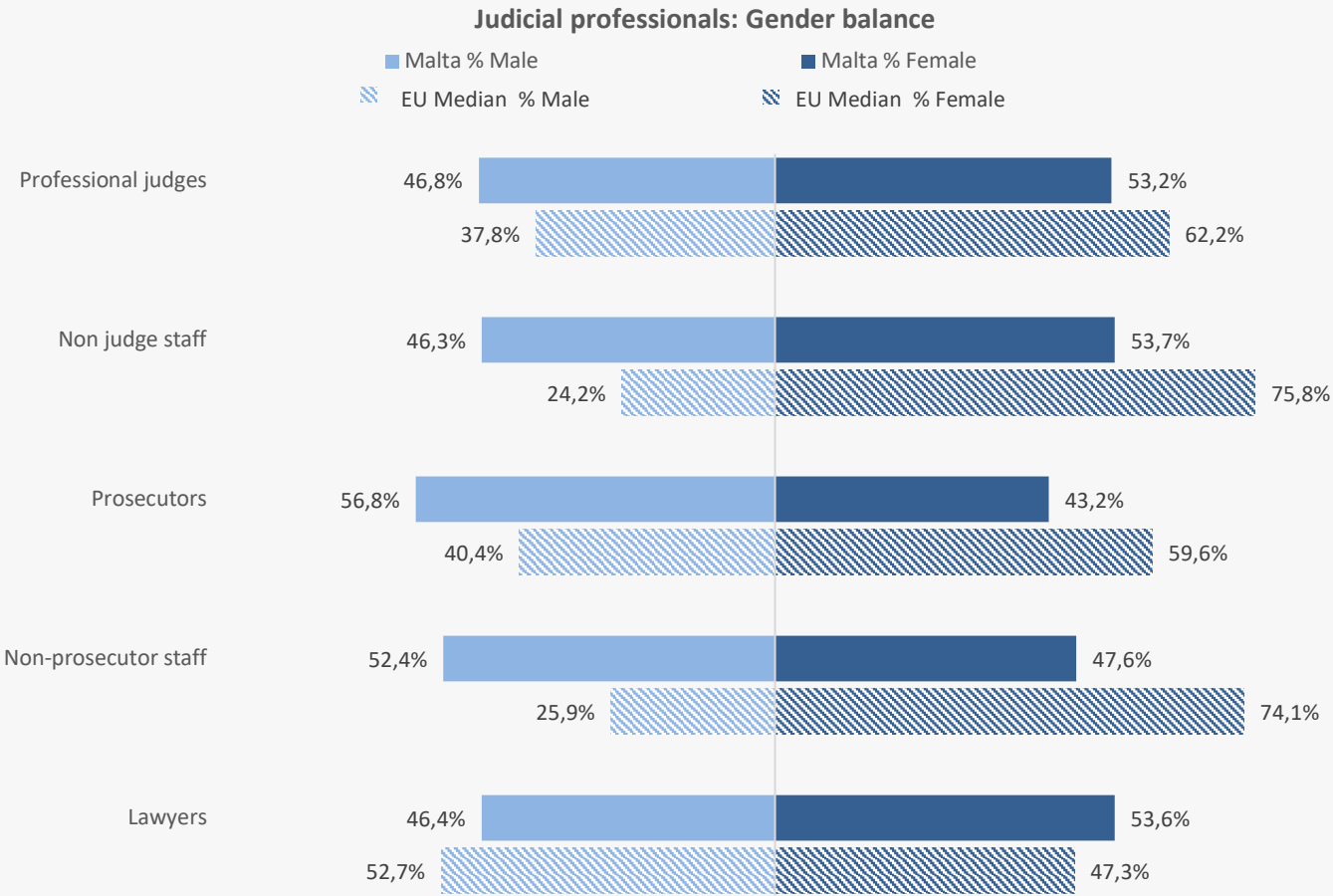
Judicial professionals in absolute number and per 100 000 inhabitants

	Absolute number	Per 100 000 inhabitants	EU Median
Professional judges	47	9,1	24,1
Non-judge staff	449	87,0	58,5
Prosecutors	37	7,2	10,8
Non-prosecutor staff	21	4,1	14,7
Lawyers	1 316	255,0	122,4



Judicial professionals: Gender balance

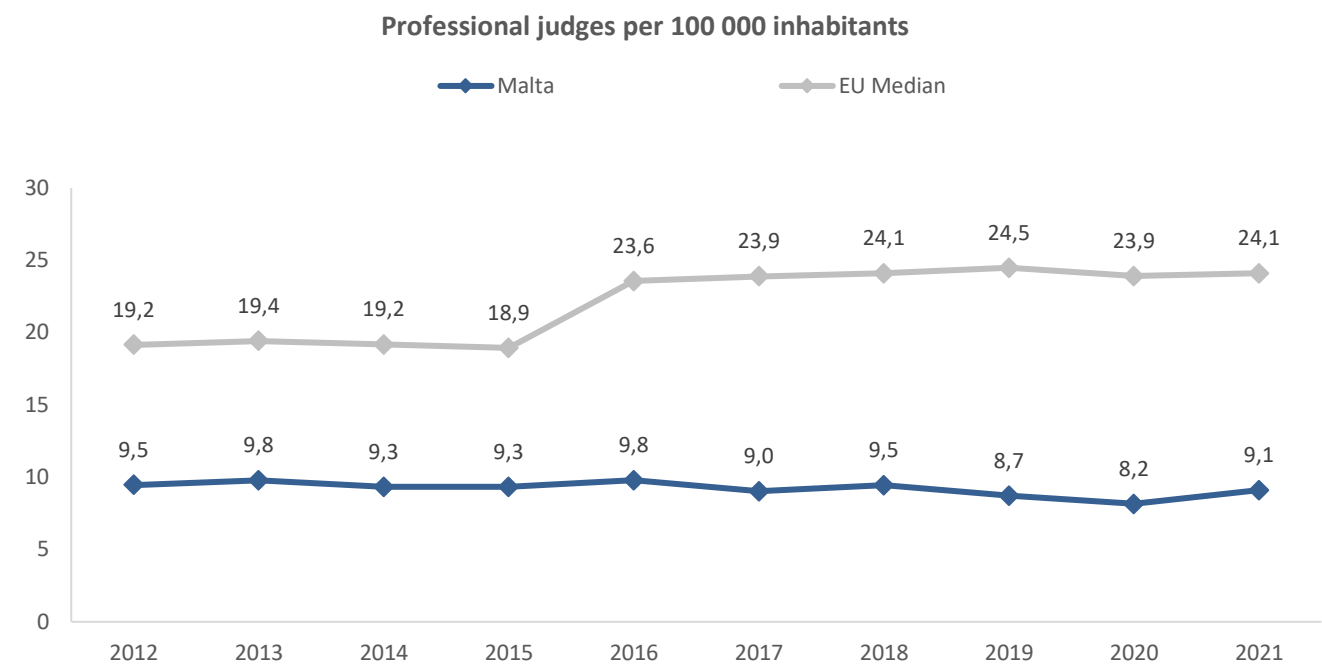
	% Male	% Female
Professional judges	46,8%	53,2%
Non judge staff	46,3%	53,7%
Prosecutors	56,8%	43,2%
Non-prosecutor staff	52,4%	47,6%
Lawyers	46,4%	53,6%



Professional judges

Evolution of the number of professional judges since 2012 (Q46)

Number of professional judges	Absolute Number	Per 100 000 inhabitants	
	Malta	Malta	EU Median
2012	40	9,5	19,2
2013	42	9,8	19,4
2014	41	9,3	19,2
2015	42	9,3	18,9
2016	45	9,8	23,6
2017	43	9,0	23,9
2018	45	9,5	24,1
2019	43	8,7	24,5
2020	42	8,2	23,9
2021	47	9,1	24,1



According to 2021 data, the total number of professional judges sitting in courts (all instances) in Malta is 47, which is 11,9% more than in previous cycle.

More precisely, in Malta, there are 9,11 professional judges per 100 000 inhabitants (this figure is significantly below the EU median of 24,11 judges per 100 000 inhabitants) and about 9,55 non-judge staff per judge.

There has been a small increase compared with previous cycle when this ratio was at 9,43 non-judge staff per judge.

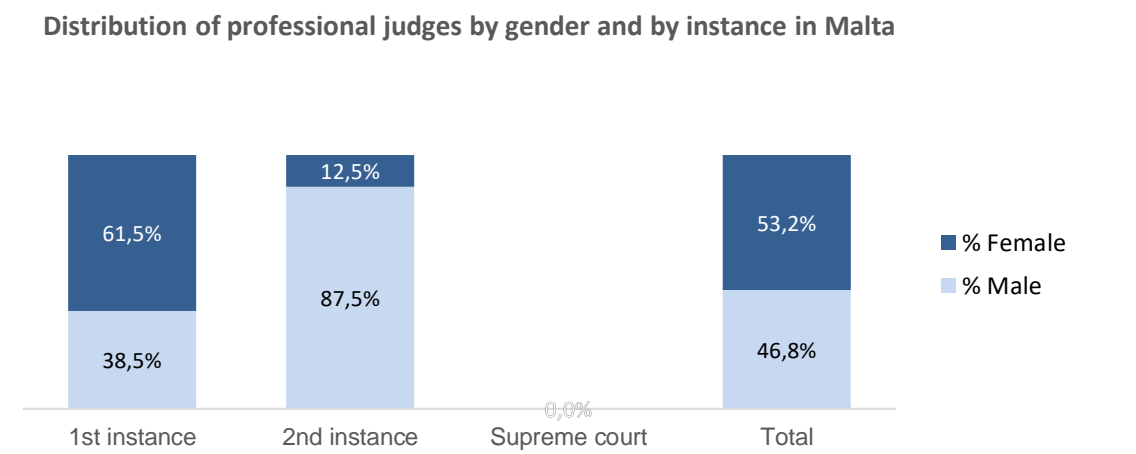
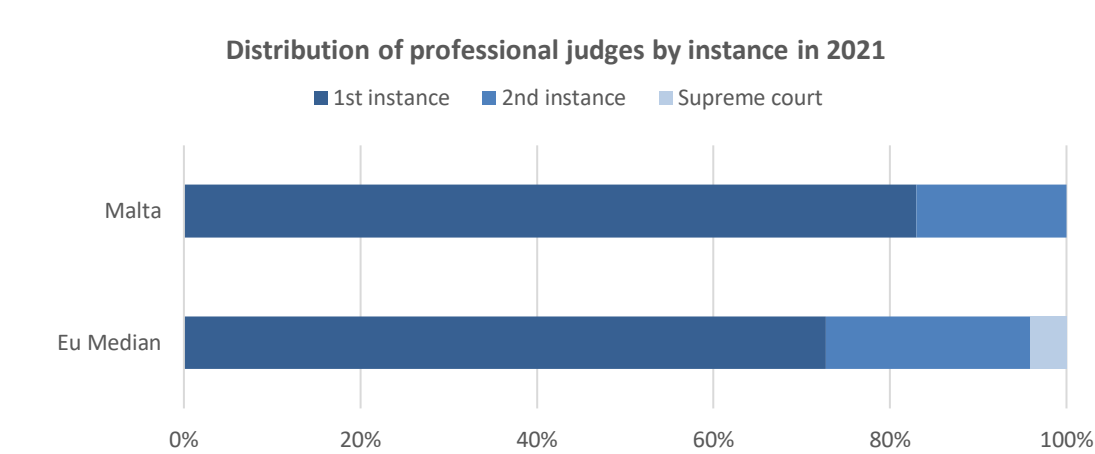
During 2021, 4 new magistrates and 2 new judges were appointed to the bench, thereby increasing the judicial complement by the same number. Two judges were also appointed to the bench, but given that they were previously magistrates, their appointment did not increase the judicial complement.

In Malta, there is no Supreme Court, the Court of Appeal being the Court of second instance. The Constitutional Court, then, is presided over by the 3 judges who compose the Court of second instance also known as the Court of Appeal in its Superior Jurisdiction. It is interesting to notice that 2 judges presiding over the second instance courts also preside over the Civil Court, First Hall and the Family Court (which are specialised first instance courts).

The number of first instance 'judges' also includes magistrates that preside over first Instance Courts.

Absolute number of professional judges by instance and gender

Professional judges 2021	Total	Distribution by instance	Male	Female	% Male	% Female
1st instance	39	83,0%	15	24	38,5%	61,5%
2nd instance	8	17,0%	7	1	87,5%	12,5%
Supreme court	NAP	NAP	NAP	NAP	NAP	NAP
Total	47		22	25	46,8%	53,2%



In this cycle, the total number of Female professional judges (all instances) is 25, which represents 53,2% of the total number of judges.

The total number of judges is distributed among the different judicial instances in the following way: 39 are sitting in first instance courts (of which 24 are Female) and 8 are sitting in second instance courts (of which 1 are Female).

Compared with the EU distribution of professional judges per instance, the trend in Malta is similar. The number of first instance judges is predominant, while second instance judges are less numerous.

As regards the distribution Male/Female, it has to be specified that although the total number of female judges represents 53,2% and 61,5% in first instance, the percentage of female judges in the second instance courts is significantly lower, namely 12,5%.

Absolute number of professional judges by instance and matter

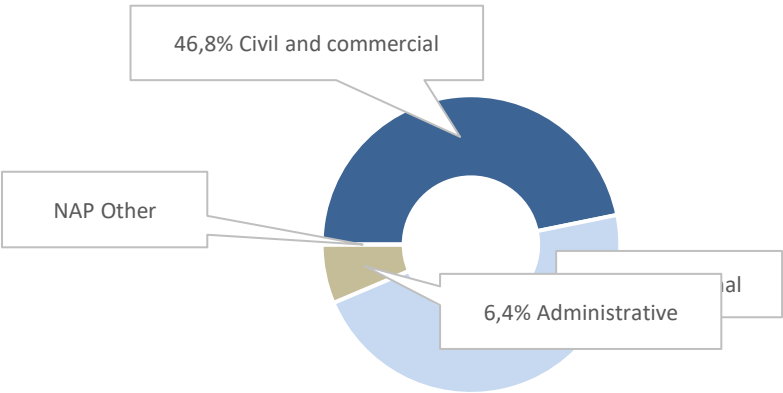
Professional judges 2021	Total	Civil and commercial	Criminal	Administrative	Other
1st instance	39	17	19	3	NAP
2nd instance	8	5	3	NA	NAP
Supreme court	NAP	NAP	NAP	NAP	NAP
Total	47	22	22	3	NAP

In Malta, the distribution of judges by categories of cases is possible as presented in the graph below.

Distribution of professional judges by instance and matter

Distribution of Professional judges by instance and matter 2021	Civil and commercial	Criminal	Administrative	Other
1st instance	43,6%	48,7%	7,7%	NAP
2nd instance	62,5%	37,5%	NA	NAP
Supreme court	NAP	NAP	NAP	NAP
Total	46,8%	46,8%	6,4%	NAP

Distribution of the total number of professional judges by matter



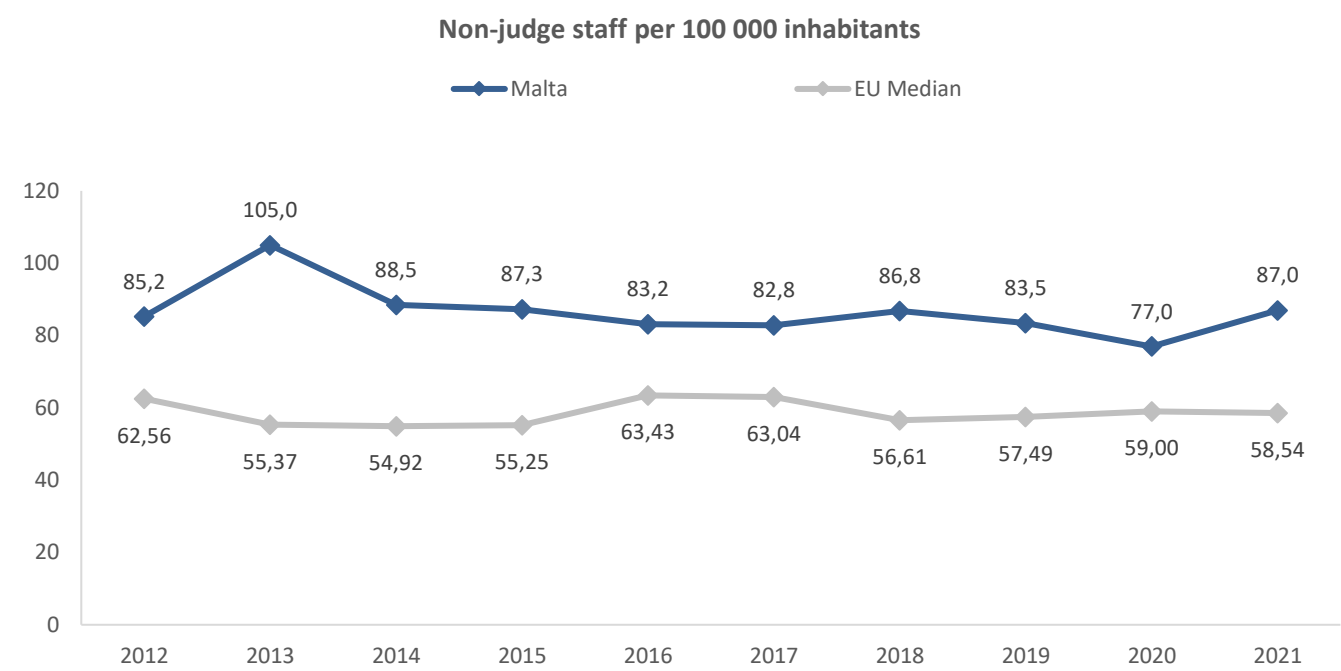
Some judges in the Maltese judicial system preside over both civil and criminal courts. In this instance, such judges have been distributed evenly between the two matters.

Administrative cases at first instance are heard by the Administrative Review Tribunal, presided over by 3 magistrates. If appealed, such cases are heard by the Court of Appeal Inferior Jurisdiction presided over by a judge who hears and decides cases appealed from a number of first instance courts (not only the Administrative Review Tribunal), however these cases constitute only a fraction of the caseload of this judge.



Non-judge staff

Number of non-judge staff	Absolute Number	Per 100 000 inhabitants	
	Malta	Malta	EU Median
2012	360	85,2	62,6
2013	451	105,0	55,4
2014	389	88,5	54,9
2015	393	87,3	55,2
2016	383	83,2	63,4
2017	394	82,8	63,0
2018	413	86,8	56,6
2019	412	83,5	57,5
2020	396	77,0	59,0
2021	449	87,0	58,5



In 2021, Malta has 449 non-judge staff (of which 241 are Female). The total number of non-judge staff in comparison with the previous cycle reveals an increase of 13,4%.

In 2021, the number of non-judge staff per 100 000 inhabitants has increased (from 77,0 in 2020 to 87,0 in 2021).

During the same period, the number of judges per 100 000 inhabitants evolved from 8,2 judges per 100 000 inhabitants in 2020 to 9,1 in 2021.

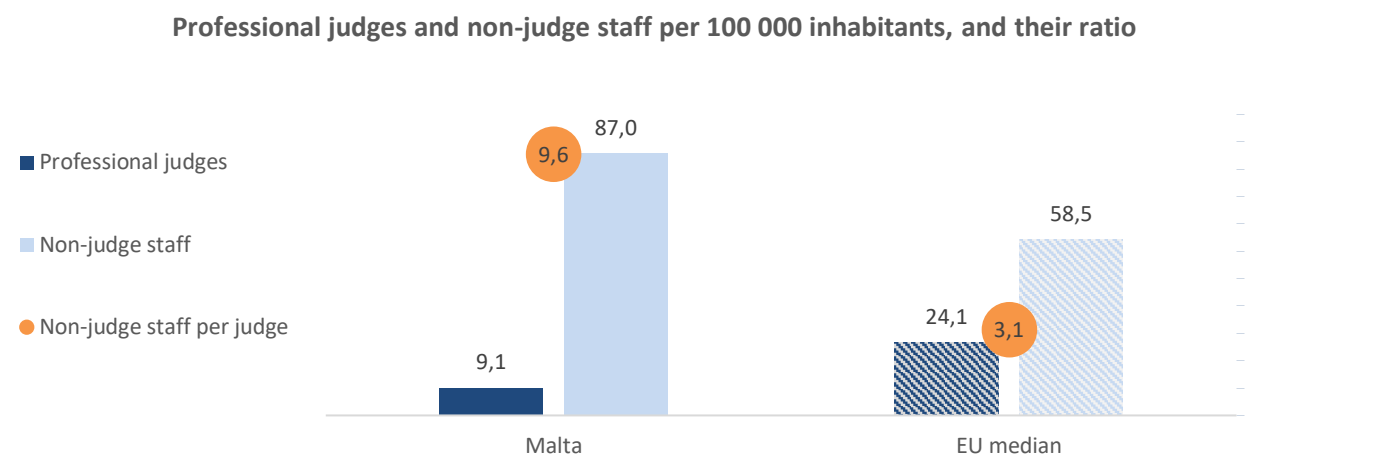
Number of non-judge staff by category in 2021	Absolute number	in %
Total	449	
Rechtspfleger	NAP	NAP
Non-judge staff assisting the judge	277	61,7%
Staff in charge of administrative tasks	57	12,7%
Technical staff	8	1,8%
Other	107	23,8%

In this cycle, the non-judge staff is broken down as follows:

- 277 non-judge staff whose task is to assist the judges such as registrars (of which 193 are Female);
- 57 staff in charge of different administrative tasks and of the court management (of which 25 are Female);
- 8 technical staff (of which 1 are Female);
- 107 other (of which 22 are Female);

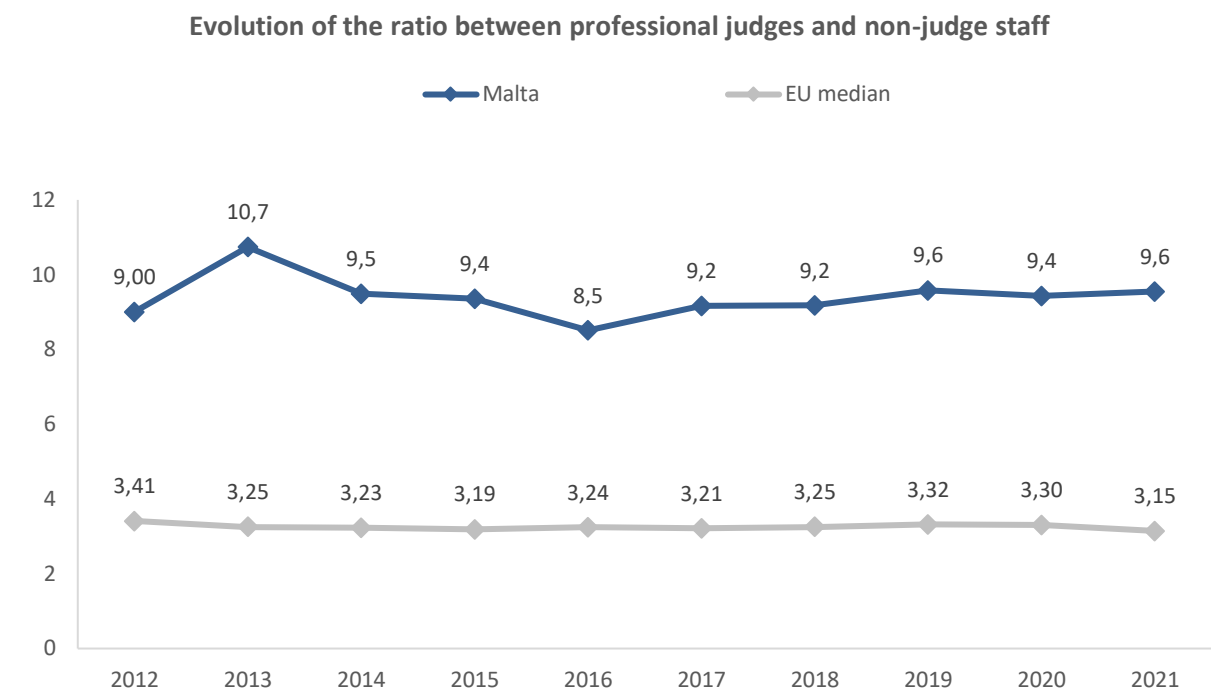
Ratio between professional judges and non-judge staff

Per 100 000 inhabitants	Malta	EU median
Professional judges	9,1	24,1
Non-judge staff	87,0	58,5
Non-judge staff per judge	9,6	3,1



Evolution of the ratio between professional judges and non-judge staff

	Judges per 100 000 inh.	Non-judge staff per 100 000 inh.	Ratio between professional judges and non-judge staff	
	Malta	Malta	Malta	EU median
2012	9,5	85,2	9,00	3,4
2013	9,8	105,0	10,7	3,3
2014	9,3	88,5	9,5	3,2
2015	9,3	87,3	9,4	3,2
2016	9,8	83,2	8,5	3,2
2017	9,0	82,8	9,2	3,2
2018	9,5	86,8	9,2	3,3
2019	8,7	83,5	9,6	3,3
2020	8,2	77,0	9,4	3,3
2021	9,1	87,0	9,6	3,1



Public prosecutors

Absolute number of public prosecutors by instance and gender

2021	Total	Distribution by instance	Male	Female	Male	Female
1st instance	NAP	NAP	NAP	NAP	NAP	NAP
2nd instance	NAP	NAP	NAP	NAP	NAP	NAP
Supreme court	NAP	NAP	NAP	NAP	NAP	NAP
Total	37		21	16	56,8%	43,2%

Distribution of public prosecutors by instance and gender



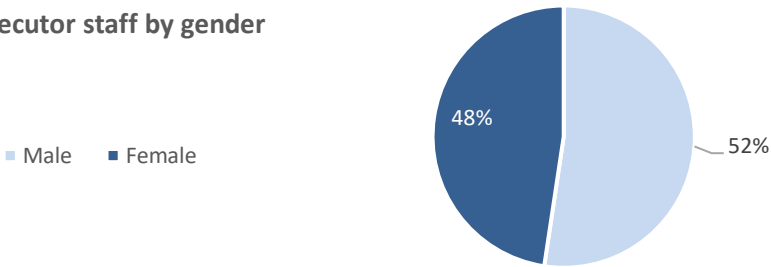
In this cycle, the total number of Female prosecutors (all instances) is 16, which represents 43,2% of the total number of prosecutors.

All the lawyers working in the Office of the Attorney General prosecute cases in the criminal courts, but it is not possible, as yet to distinguish between first and second instance courts. All full-time lawyers have been included in the above figure except the Attorney General.

Non-prosecutor staff

Non-prosecutor staff	Total	Male	Female
2021	21	11	10

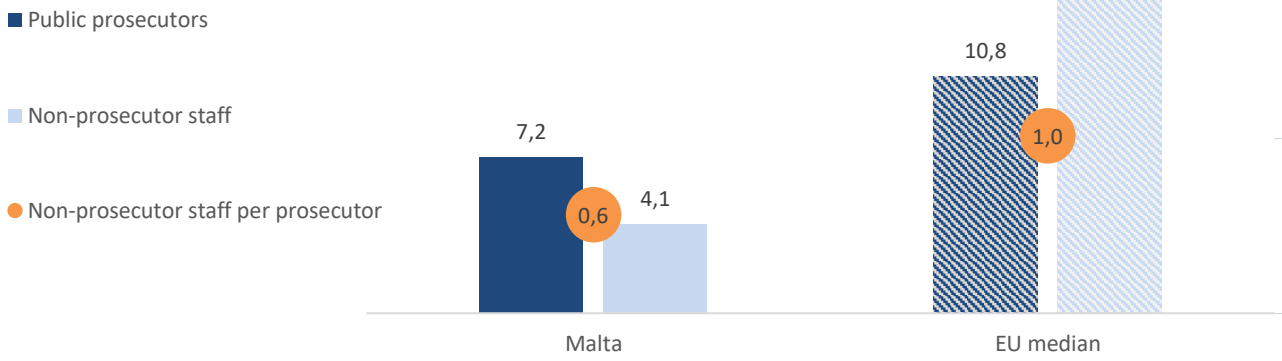
Non-prosecutor staff by gender



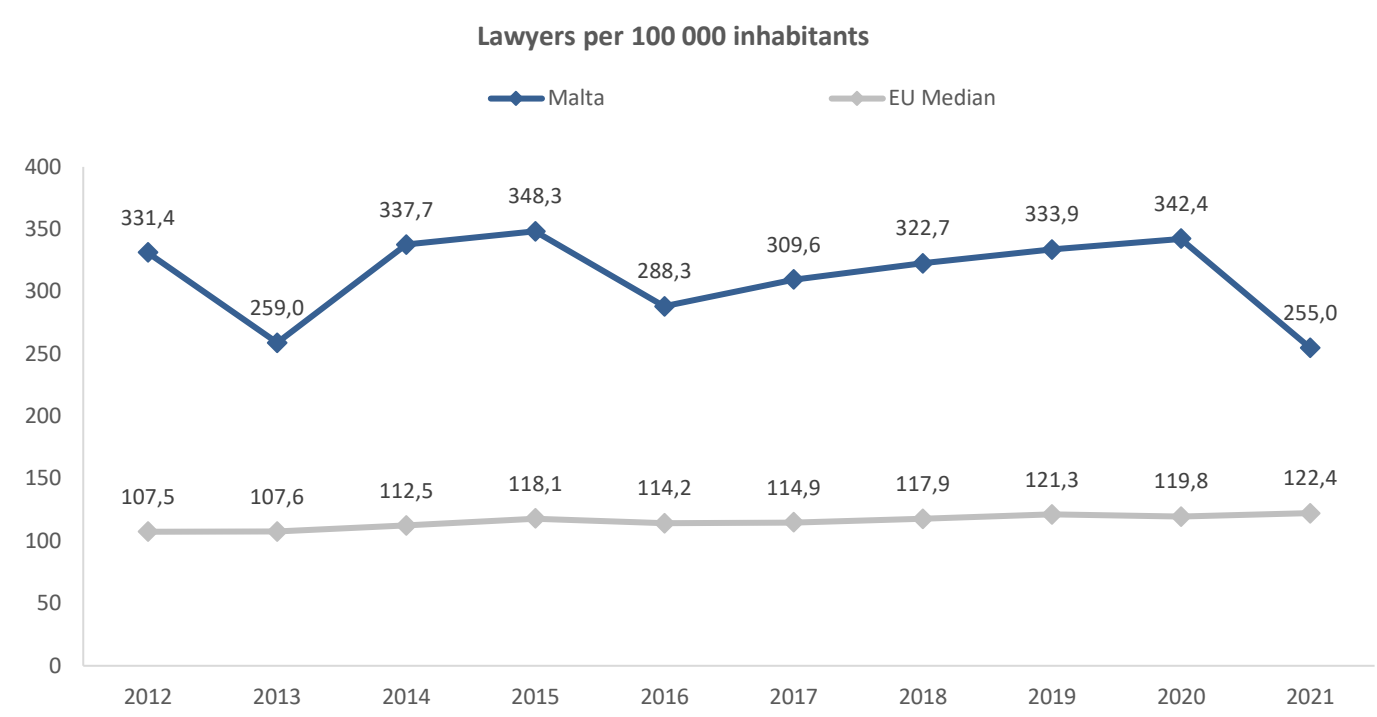
Ratio between non-prosecutor staff and public prosecutors

Per 100 000 inhabitants	Malta	EU median
Public prosecutors	7,2	10,8
Non-prosecutor staff	4,1	14,7
Non-prosecutor staff per prosecutor	0,6	1,0

Public prosecutors and non-prosecutor staff per 100 000 inhabitants, and their ratio



Lawyers	Absolute Number	Per 100 000 inhabitants	
	Malta	Malta	EU Median
2012	1 400	331,4	107,5
2013	1 112	259,0	107,6
2014	1 485	337,7	112,5
2015	1 569	348,3	118,1
2016	1 327	288,3	114,2
2017	1 473	309,6	114,9
2018	1 535	322,7	117,9
2019	1 648	333,9	121,3
2020	1 762	342,4	119,8
2021	1 316	255,0	122,4



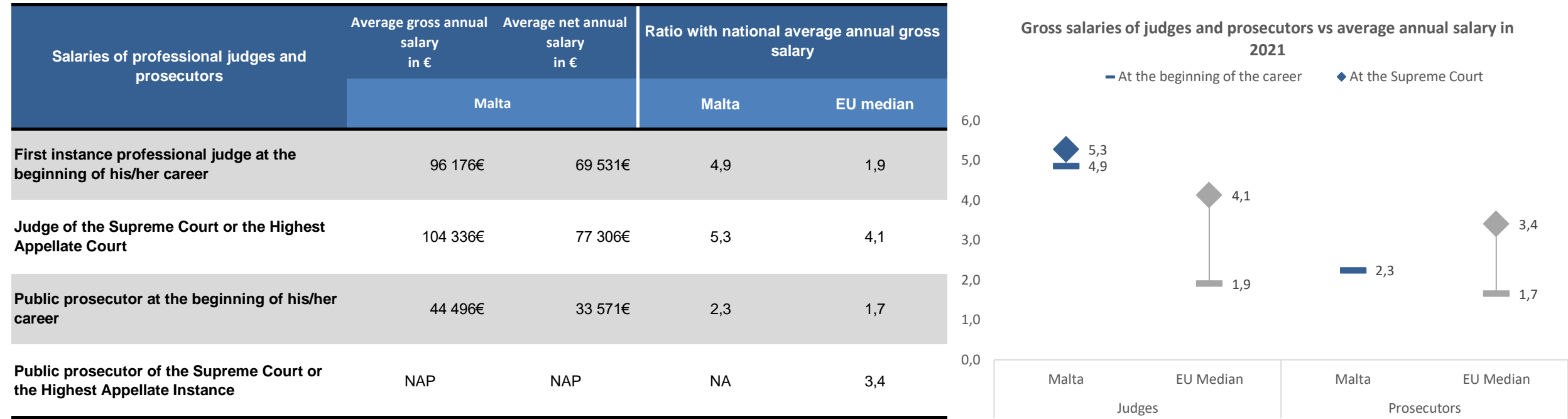
In 2021, there are 1 316 lawyers, which is -25,3% less than in 2020.

There are 706 female lawyers which is 54% of the total.

Malta has 255,0 lawyers per 100 000 inhabitants, which is well above the EU median of 122,4 lawyers per 100 000 inhabitants.

In 2021, the number represents the warranted lawyers who have registered themselves in the Register of Legal Professionals and Law Firms as per Act XIX of 2021, from which they will always be sourced as from this year onwards.

Salaries of professional judges and prosecutors at beginning of a career and at the highest instance



According to 2021 data, the absolute gross salary of a judge at the beginning of his/her career in Malta of 96 176€ is more than 50% above when compared to the EU median of 52 534€. As a ratio with the annual average salary of the country, the salary for a judge at the beginning of his/her career is: 4,87, which is significantly higher than the EU median of : 1,91.

3. Legal aid and court fees in Malta (2021 data)

In Malta, legal aid is available for :

- > Representation in court:
- Criminal cases

◦ Other than criminal cases
- > Legal advice, ADR and other legal services:
- Criminal cases

◦ Other than criminal cases
- > Fees related to enforcement of judicial decisions as fees for enforcement agents (Q18)
- > Other costs than above (Q19)

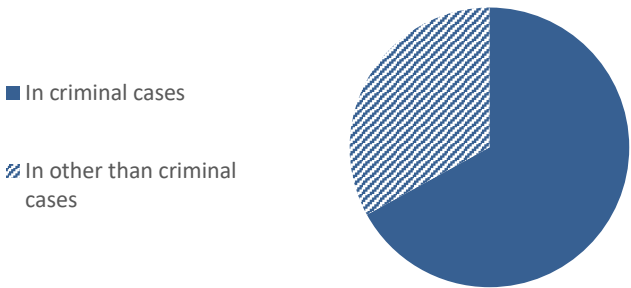
Eligible candidates can enforce foreign judgements in Malta through legal aid as long as the procedure is carried out through court representation.

Number of cases for which legal aid has been granted

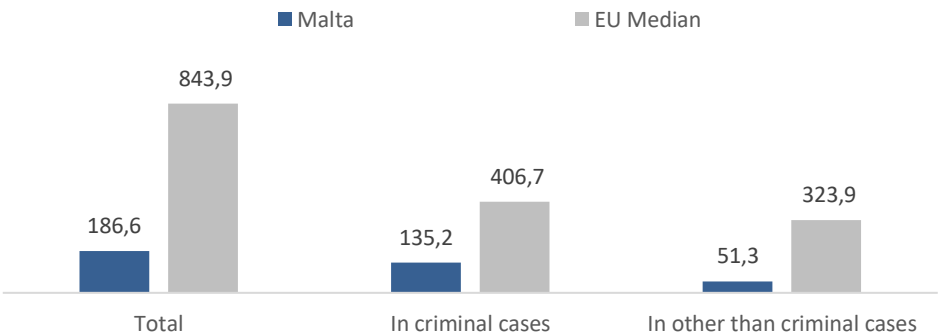
Number of cases for which legal aid has been granted Absolute number (in 2021)	Total	Cases brought to court	Cases not brought to court
Total	963	803	160
In criminal cases	698	538	160
In other than criminal cases	265	265	NAP

Number of cases for which legal aid has been granted Per 100 000 inhabitants (in 2021)	Malta	EU Median
Total	186,6	843,9
In criminal cases	135,2	406,7
In other than criminal cases	51,3	323,9

Ratio of number of cases brought to court for which legal aid has been granted



Number of cases for which legal aid has been granted per 100 000 inhabitants



The figures quoted for civil and criminal cases do not refer to the actual number of cases but to the number of nominations (requests) for legal aid. For example, if a case is brought to court having 5 accused people requiring legal aid, then this would count as 5 requests but just 1 case.

Towards the end of April 2020, Legal Aid Malta started offering legal advice (not representation in courts) to clients experiencing domestic violence. In addition to the 265 cases brought to court, Legal Aid Malta offered legal advice to 160 clients experiencing domestic violence. The nature of the advice given to the victims of domestic violence is both 'criminal' and 'other than criminal' in nature. Each client referred to or requiring assistance from Legal Aid Malta Agency in relation to domestic violence is being assigned a legal aid lawyer for the necessary legal advice required. Such clients do not always want to pursue assistance at Court.

This service has fulfilled the obligation set in the Istanbul Convention and has been incorporated in domestic law under Article 57 of the schedule attached to Chapter 581 of the Laws of Malta. In other than criminal cases, legal aid is granted to any party whose annual income does not exceed the national minimum wage for persons over 18 years of age. For 2021, the national minimum wage stood at €181.08 weekly (€9,416.19 yearly). In 2021, the net asset value should not exceed €6,988 for means test eligibility for legal aid.

Timeframes of the procedure for granting legal aid (in relation to the duration from the initial legal aid request to the final approval of the legal aid request)

- Maximum duration prescribed in law/regulations: NA
- Actual average duration: 19

#### 4. Performance of courts in Malta (2021 data)

● **Efficiency indicators**

- Clearance Rate (CR) and Disposition Time (DT)

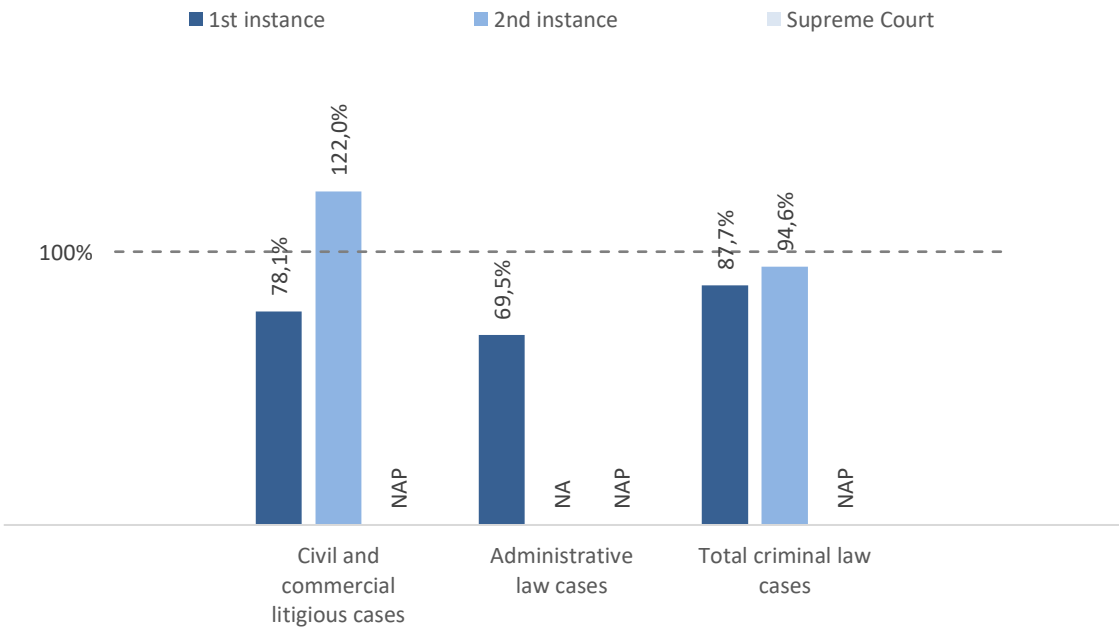
The Clearance Rate shows the capacity of a judicial system to deal with the incoming cases. A Clearance Rate of 100% and higher does not generate backlog.

The Disposition Time determines the estimated number of days necessary for a pending case to be solved in a court.

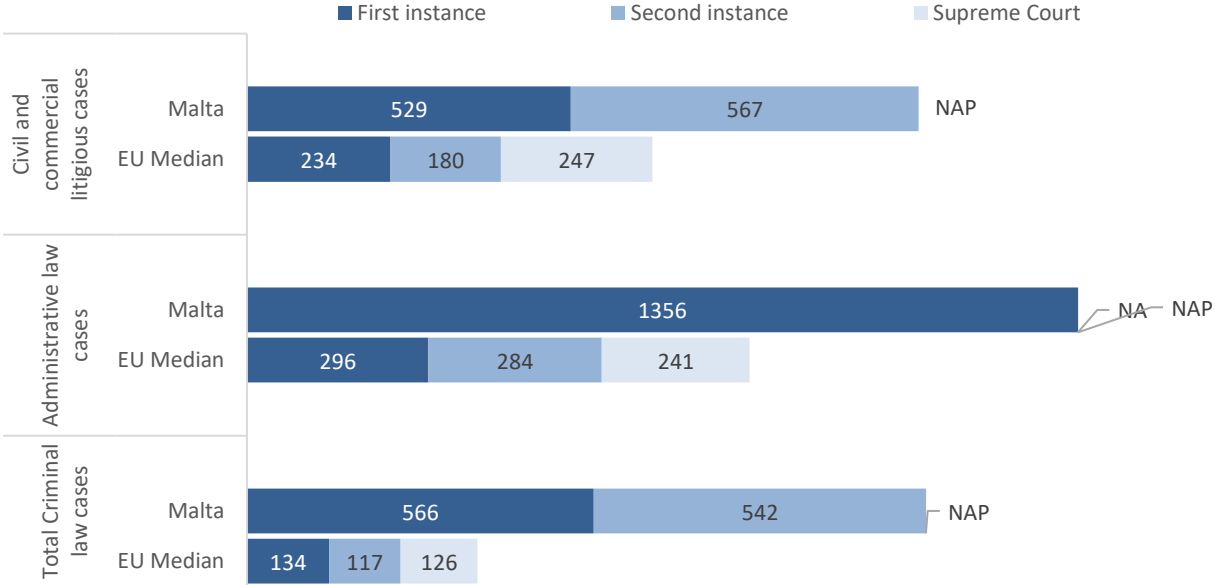
#### Overall efficiency by instance and by case matter

Overall efficiency by instance and by case matter		Civil and commercial litigious cases		Administrative law cases		Total criminal law cases	
		Malta	EU Median	Malta	EU Median	Malta	EU Median
Clearance Rate (%)	1st instance	78,1%	102,5%	69,5%	101,7%	87,7%	100,0%
	2nd instance	122,0%	100,4%	NA	96,8%	94,6%	98,5%
	Supreme Court	NAP	99,9%	NAP	100,4%	NAP	98,3%
Disposition Time (days)	1st instance	529	234	1356	296	566	134
	2nd instance	567	180	NA	284	542	117
	Supreme Court	NAP	247	NAP	241	NAP	126

Clearance Rate by instance and by matter in 2021 (%)



DispositionTime by instance and by matter in 2021 (days)



In 2021, first instance civil litigious cases appear to be resolved the fastest in Malta, unlike the European trend for the reference year. At the same time, first instance administrative law cases take the longest in Malta, as it appears also in the EU, but significantly above the EU median. Also, in all matters, the total length of proceedings in Malta is above EU median, especially for administrative law cases and criminal law cases.

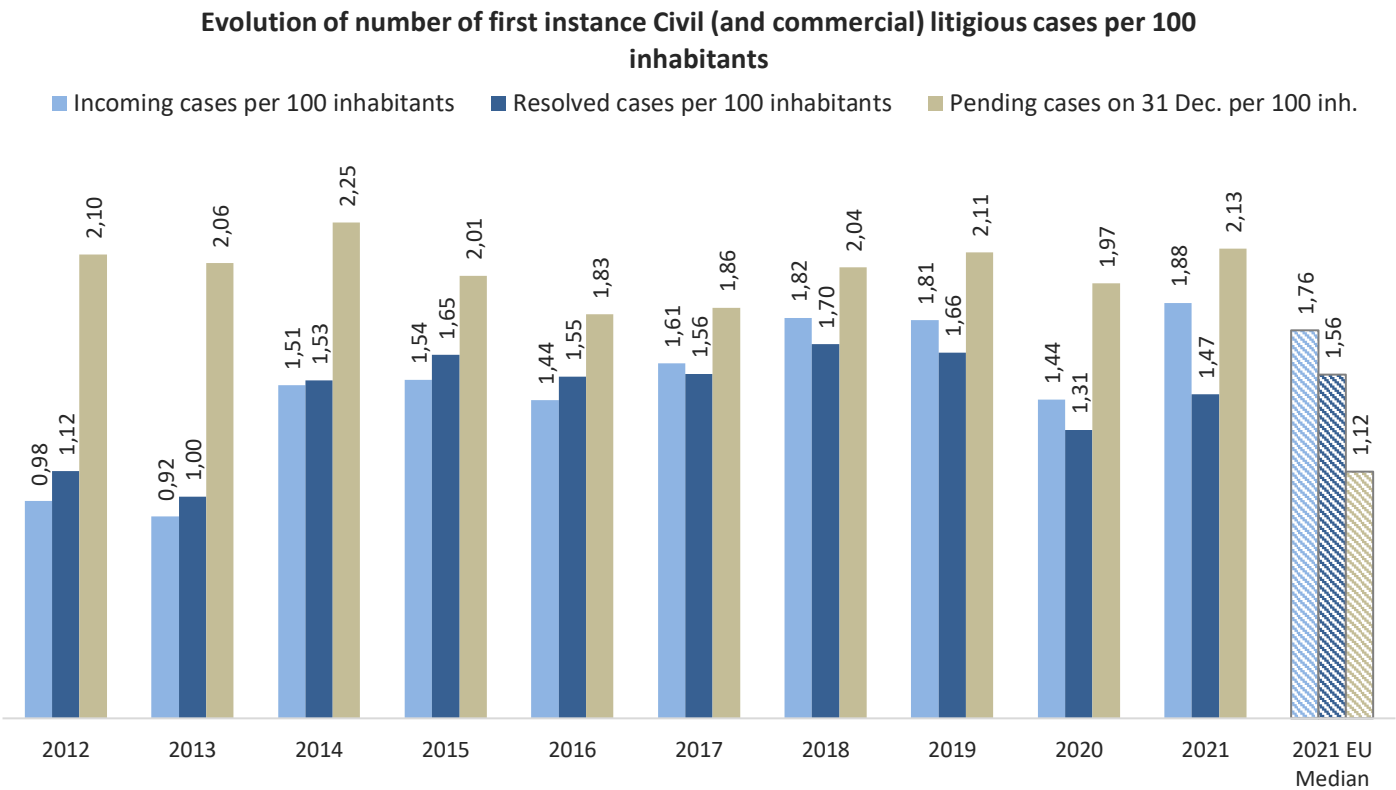
At first instance, for all types of cases, Malta seems to encounter difficulties in dealing with the caseload, as the Clearance rate indicator is well below the 100% threshold. The Disposition time is also above the EU median for all types of cases.

In the second instance, courts seem to be more efficient, especially in civil litigious cases, where the Clearance Rate is above the 100% threshold, while for criminal law cases, the Clearance Rate is slightly below the 100% threshold. The disposition time remains above the EU median.

First instance Civil (and commercial) litigious cases

Incoming, resolved and pending cases

First instance Civil (and commercial) litigious cases	Incoming cases per 100 inhabitants	Resolved cases per 100 inhabitants	Pending cases on 31 Dec. per 100 inh.
2012	0,98	1,12	2,10
2013	0,92	1,00	2,06
2014	1,51	1,53	2,25
2015	1,54	1,65	2,01
2016	1,44	1,55	1,83
2017	1,61	1,56	1,86
2018	1,82	1,70	2,04
2019	1,81	1,66	2,11
2020	1,44	1,31	1,97
2021	1,88	1,47	2,13
2021 EU Median	1,76	1,56	1,12



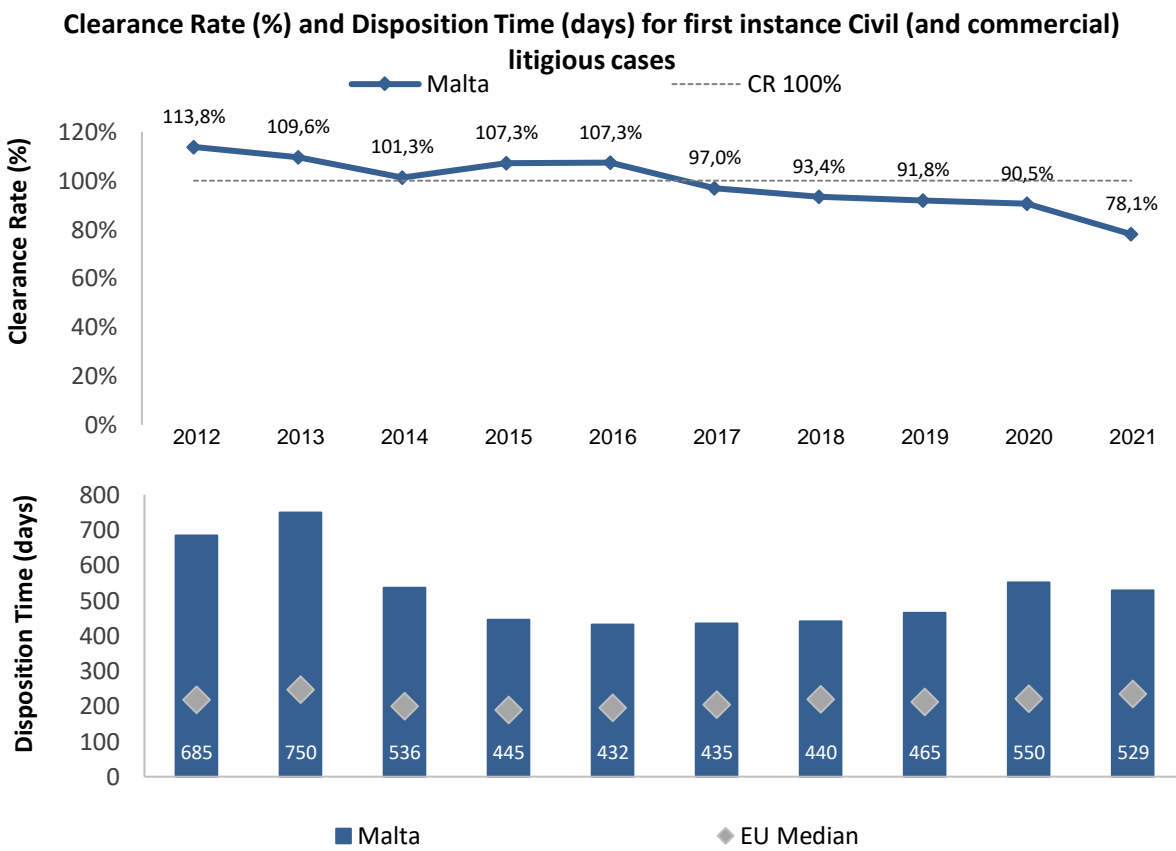
The number of incoming cases in 2021 in Malta (1,88 per 100 inhabitants) is slightly above EU median (1,76 per 100 inhabitants).

The number of resolved cases in 2021 in Malta (1,47 per 100 inhabitants) is slightly below EU median (1,56 per 100 inhabitants).

The number of pending cases at the end of 2021 in Malta (2,13 per 100 inhabitants) is significantly above EU median (1,12 per 100 inhabitants).

Clearance Rate and Disposition Time

First instance Civil (and commercial) litigious cases	Clearance Rate (%)		Disposition Time (days)	
	Malta	EU Median	Malta	EU Median
2012	113,8%	100,4%	685	218
2013	109,6%	101,2%	750	247
2014	101,3%	101,8%	536	201
2015	107,3%	102,3%	445	190
2016	107,3%	102,0%	432	196
2017	97,0%	101,3%	435	204
2018	93,4%	101,2%	440	220
2019	91,8%	99,9%	465	213
2020	90,5%	98,5%	550	221
2021	78,1%	102,5%	529	234



With a Clearance Rate calculated at 78,1% in 2021 Malta seems to encounter difficulties in dealing with its first instance Civil (and commercial) litigious cases.

Between 2020 and 2021, the Clearance Rate has decreased by -12,4 points.

In 2021, first instance Civil (and commercial) litigious cases are solved in approximately 529 days, which is significantly above EU median of 234 days.

The analysis of the 2020 - 2021 period reveals a -4,0% decrease of the Disposition Time.

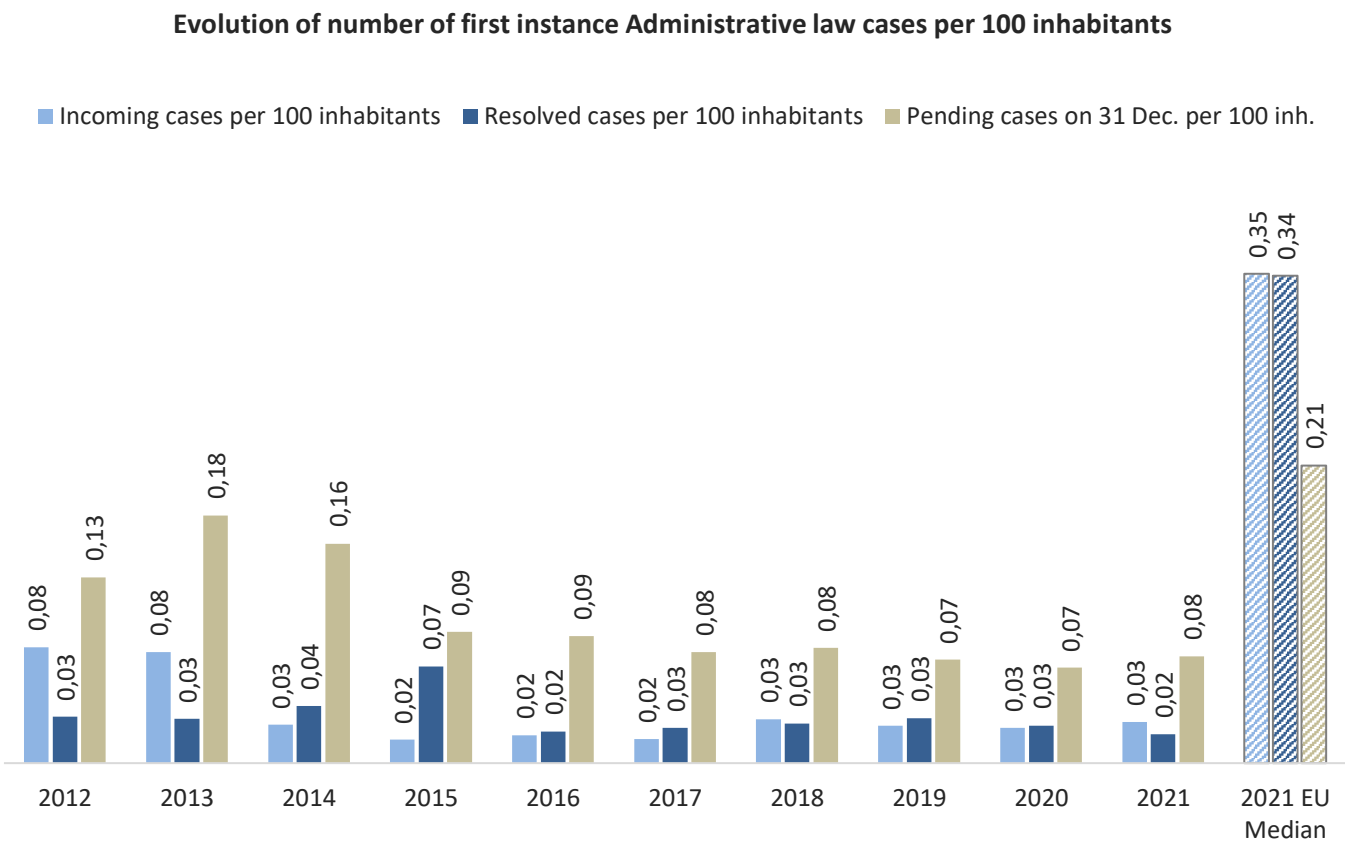
As from 2021, the civil litigious category includes the data of the Civil Court (Asset Recovery Section) that was established in 2021. A spike in the incoming caseload of civil litigious cases has resulted in the courts not managing to resolve enough cases in order to retain the previous levels of efficiency, despite a marginal increase in the number of resolved cases.



First instance Administrative law cases

◦ Incoming, resolved and pending cases

First instance Administrative law cases	Incoming cases per 100 inhabitants	Resolved cases per 100 inhabitants	Pending cases on 31 Dec. per 100 inh.
2012	0,08	0,03	0,13
2013	0,08	0,03	0,18
2014	0,03	0,04	0,16
2015	0,02	0,07	0,09
2016	0,02	0,02	0,09
2017	0,02	0,03	0,08
2018	0,03	0,03	0,08
2019	0,03	0,03	0,07
2020	0,03	0,03	0,07
2021	0,03	0,02	0,08
2021 EU Median	0,35	0,34	0,21



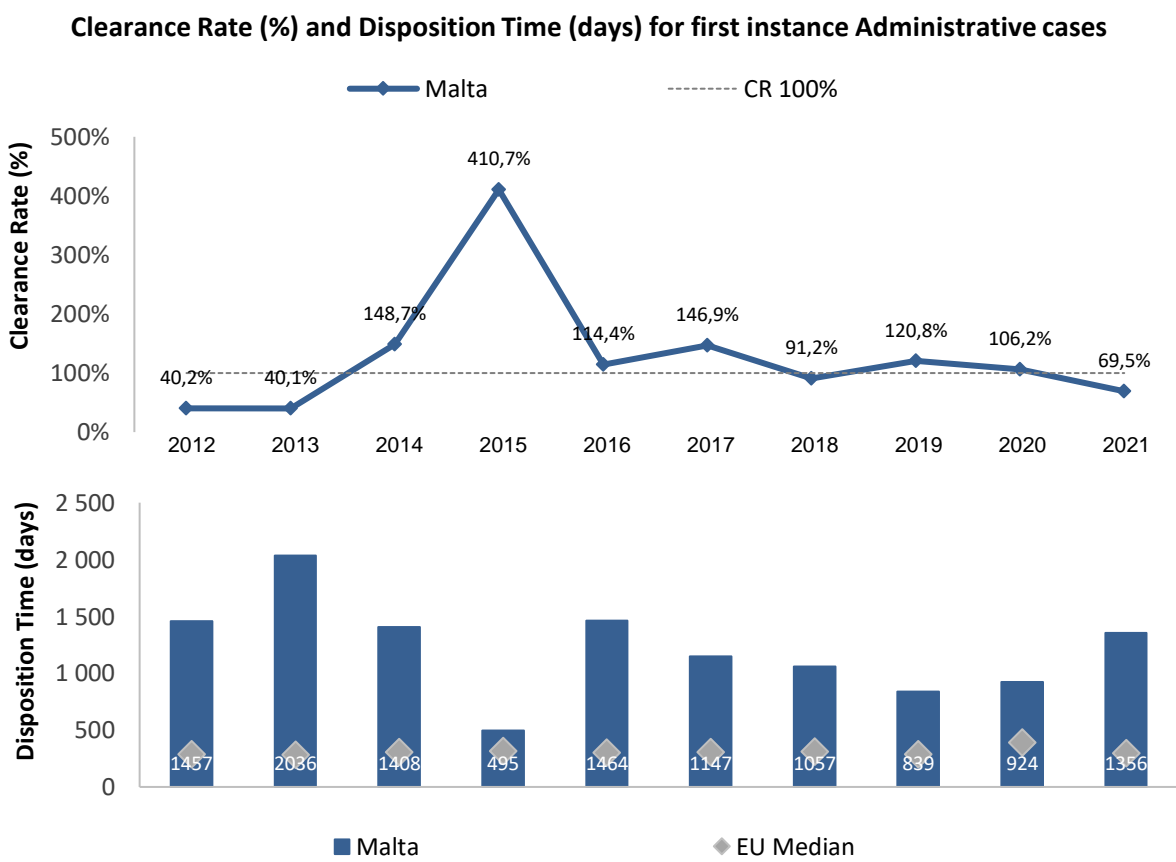
The number of incoming cases in 2021 in Malta (0,03 per 100 inhabitants) is significantly below EU median (0,35 per 100 inhabitants).

The number of resolved cases in 2021 in Malta (0,02 per 100 inhabitants) is significantly below EU median (0,34 per 100 inhabitants).

The number of pending cases at the end of 2021 in Malta (0,08 per 100 inhabitants) is significantly below EU median (0,21 per 100 inhabitants).

◦ Clearance Rate and Disposition Time

First instance Administrative law cases	Clearance Rate (%)		Disposition Time (days)	
	Malta	EU Median	Malta	EU Median
2012	40,2%	101,0%	1457	286
2013	40,1%	100,3%	2036	281
2014	148,7%	99,6%	1408	305
2015	410,7%	103,7%	495	315
2016	114,4%	103,0%	1464	297
2017	146,9%	102,1%	1147	303
2018	91,2%	99,7%	1057	308
2019	120,8%	102,1%	839	284
2020	106,2%	100,1%	924	388
2021	69,5%	101,7%	1356	296



With a Clearance Rate calculated at 69,5% in 2021 Malta seems to encounter difficulties in dealing with its first instance Administrative law cases.

Between 2020 and 2021, the Clearance Rate has decreased by -36,7 points.

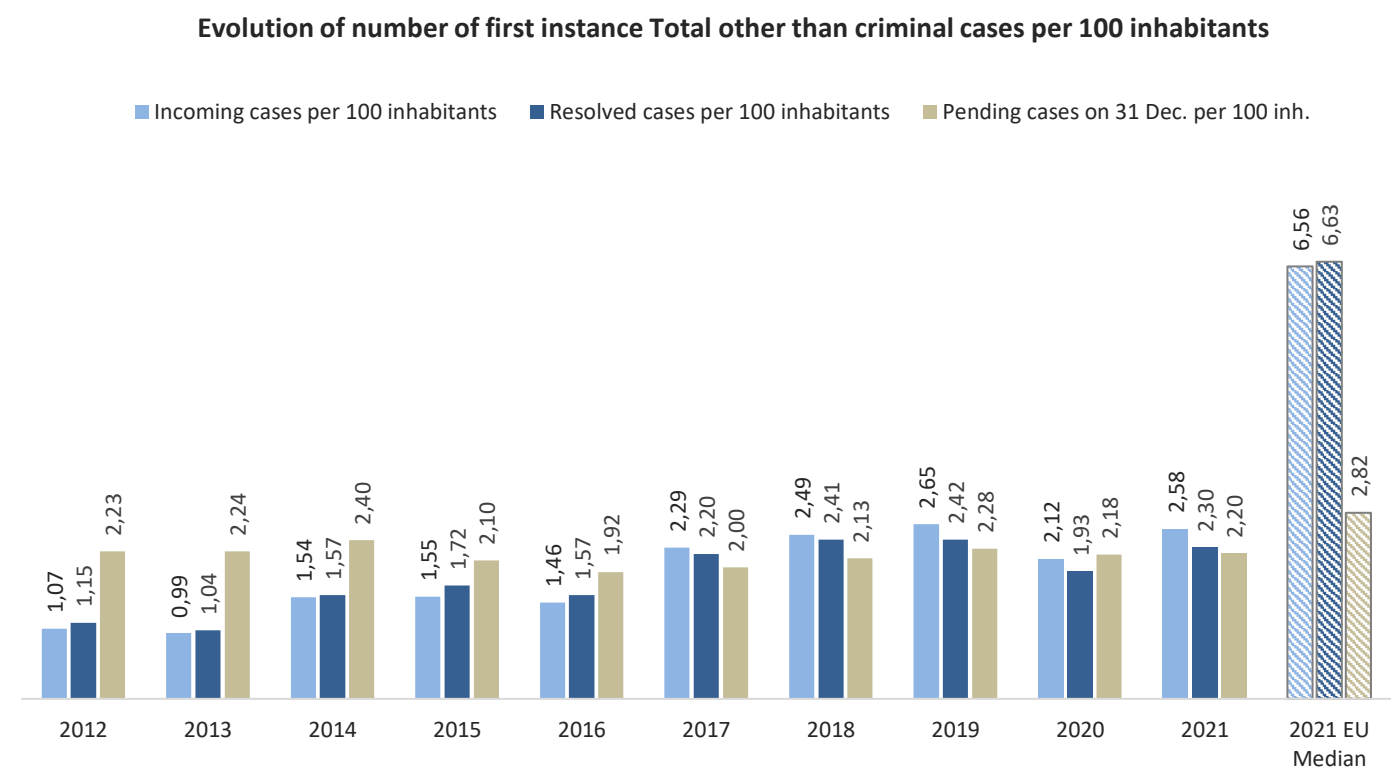
In 2021, first instance Administrative law cases are solved in approximately 1 356 days, which is significantly above EU median of 296 days.

The analysis of the 2020 - 2021 period reveals a 46,6% increase of the Disposition Time.

First instance Total of other than criminal cases

Incoming, resolved and pending cases

First instance Total other than criminal cases	Incoming cases per 100 inhabitants	Resolved cases per 100 inhabitants	Pending cases on 31 Dec. per 100 inh.
2012	1,07	1,15	2,23
2013	0,99	1,04	2,24
2014	1,54	1,57	2,40
2015	1,55	1,72	2,10
2016	1,46	1,57	1,92
2017	2,29	2,20	2,00
2018	2,49	2,41	2,13
2019	2,65	2,42	2,28
2020	2,12	1,93	2,18
2021	2,58	2,30	2,20
2021 EU Median	6,56	6,63	2,82



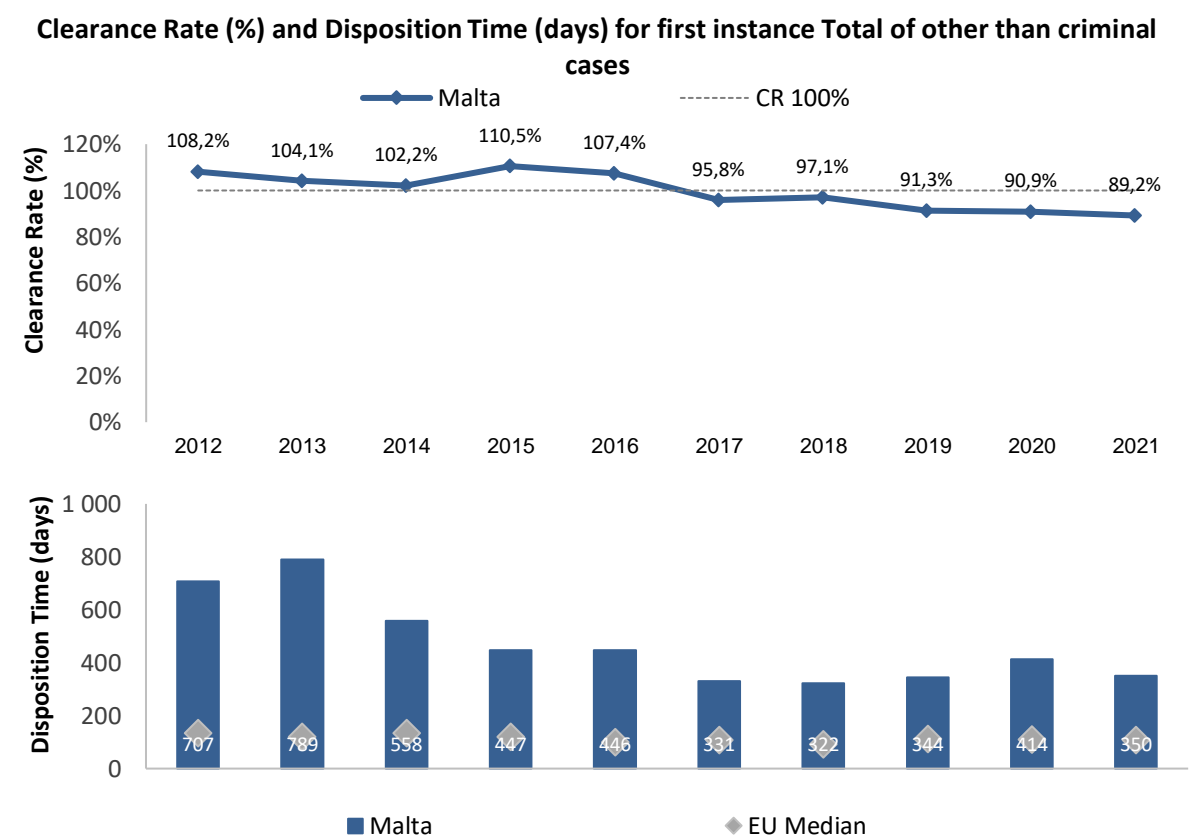
The number of incoming cases in 2021 in Malta (2,58 per 100 inhabitants) is significantly below the EU median (6,56 per 100 inhabitants).

The number of resolved cases in 2021 in Malta (2,30 per 100 inhabitants) is significantly below the EU median (6,63 per 100 inhabitants).

The number of pending cases at the end of 2021 in Malta (2,20 per 100 inhabitants) is somewhat below the EU median (2,82 per 100 inhabitants).

Clearance Rate and Disposition Time

First instance Total other than criminal cases	Clearance Rate (%)		Disposition Time (days)	
	Malta	EU Median	Malta	EU Median
2012	108,2%	100,5%	707	133
2013	104,1%	100,7%	789	119
2014	102,2%	101,9%	558	133
2015	110,5%	101,0%	447	119
2016	107,4%	101,5%	446	98
2017	95,8%	100,6%	331	107
2018	97,1%	100,6%	322	91
2019	91,3%	99,8%	344	111
2020	90,9%	98,7%	414	109
2021	89,2%	101,2%	350	107



With a Clearance Rate calculated at 89,2% in 2021 Malta seems to face some difficulties in dealing with its other than criminal cases.

Between 2020 and 2021, the Clearance Rate has decreased by -1,7 points.

In 2021, other than criminal cases are solved in approximately 350 days, which is well above EU median of 107 days.

The analysis of the 2020 - 2021 period reveals a -15,3% decrease of the Disposition Time.

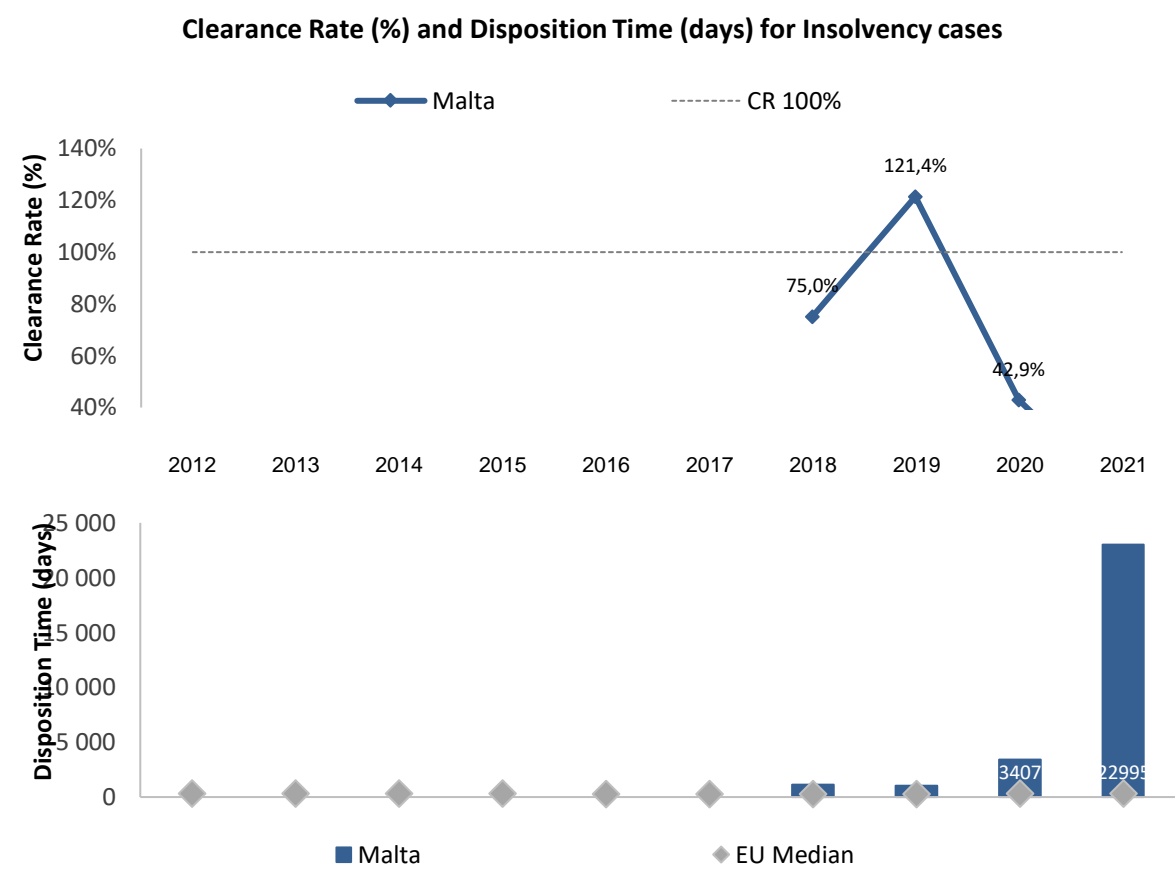
The vast majority of cases heard before the courts of Malta are litigious cases. Nevertheless, there is the Court of Voluntary Jurisdiction which deals with adoptions, appointment of tutor, curators and other administrators, interdiction and incapacitation and opening of secret wills.

Horizontal inconsistencies in the efficiency data are mainly derived from discrepancies in data inputting methodology. Data is also collected at a particular point in time and this means that eventual changes are not captured at the time of the submission of this information.

Insolvency cases

◦ Clearance Rate and Disposition Time

Insolvency cases	Clearance Rate (%)		Disposition Time (days)	
	Malta	EU Median	Malta	EU Median
2012	NA	95,0%	NA	323
2013	NA	89,6%	NA	282
2014	NA	96,9%	NA	304
2015	NA	104,5%	NA	282
2016	NA	102,0%	NA	246
2017	NA	103,6%	NA	243
2018	75,0%	101,5%	1144	271
2019	121,4%	101,2%	1031	258
2020	42,9%	109,7%	3407	281
2021	4,8%	103,3%	22995	299



With a Clearance Rate calculated at 4,8% in 2021 Malta appears as an outlier in respect of insolvency cases.

Between 2020 and 2021, the Clearance Rate has decreased by -38,1 points.

In 2021, insolvency cases are solved in approximately 22 995 days, which is significantly above EU median of 299 days.

The analysis of the 2020 - 2021 period reveals a 575,0% increase of the Disposition Time.

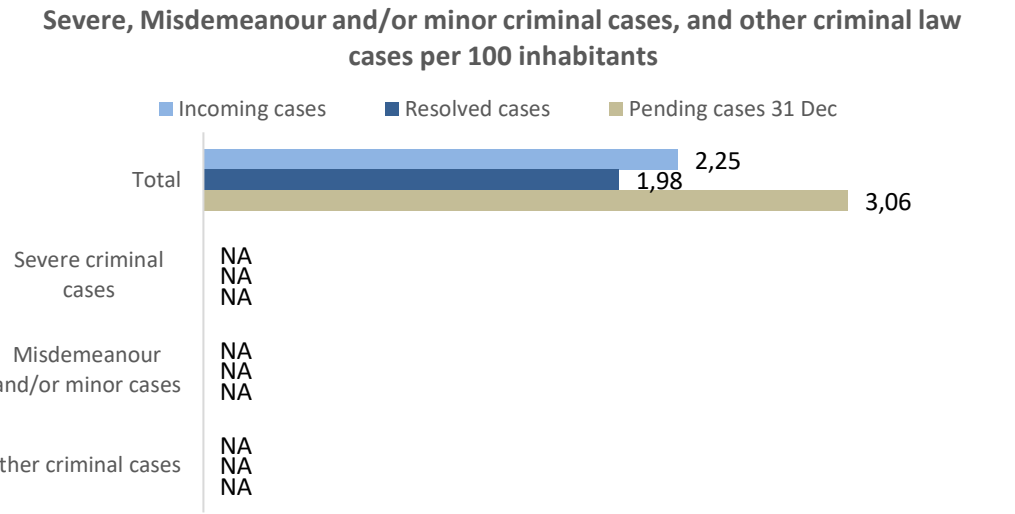
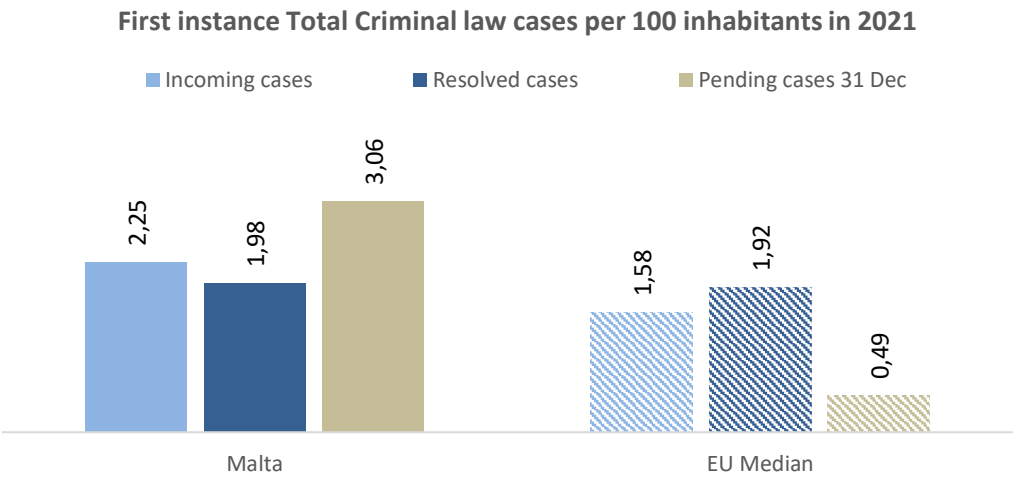
However, this situation has to be put into perspective. On the one hand, the small absolute values result in important variations in percentages, which affect both indicators negatively. On the other hand, there was a registered increase in insolvency cases throughout 2021 that has been confirmed by the Court Services Agency.

First instance Criminal Law Cases

Incoming, resolved and pending cases

First instance Criminal Law Cases	Pending cases 1 Jan	Incoming cases	Resolved cases	Pending cases 31 Dec
Total	15 883	11 628	10 195	15 806
Severe criminal cases	NA	NA	NA	NA
Misdemeanour and/or minor cases	NA	NA	NA	NA
Other criminal cases	NA	NA	NA	NA

First instance Criminal Law Cases Per 100 inh.	Pending cases 1 Jan	Incoming cases	Resolved cases	Pending cases 31 Dec
Total	3,08	2,25	1,98	3,06
Severe criminal cases	NA	NA	NA	NA
Misdemeanour and/or minor cases	NA	NA	NA	NA
Other criminal cases	NA	NA	NA	NA



The number of total incoming criminal cases in 2021 in Malta (2,25 per 100 inhabitants) is well above EU median (1,58 per 100 inhabitants).

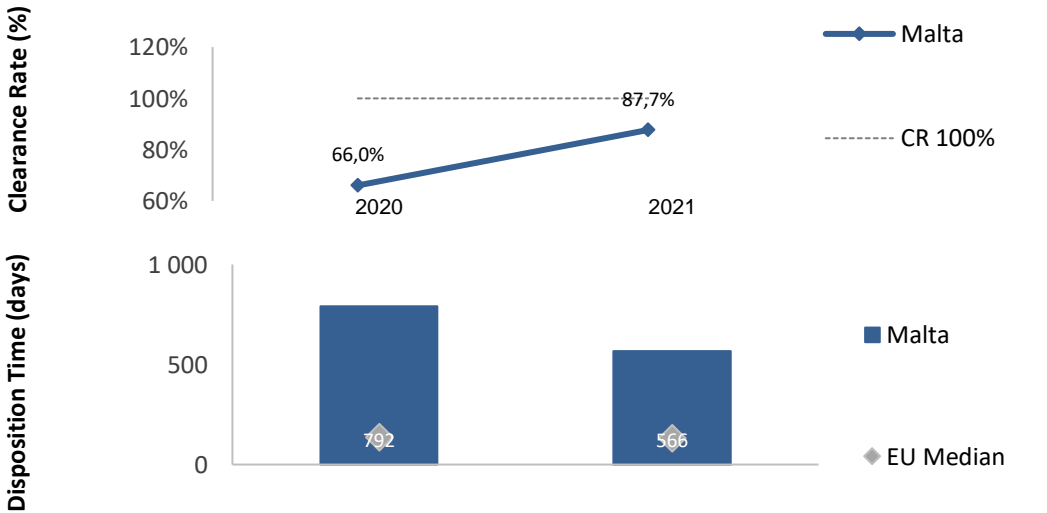
The number of total resolved criminal cases in 2021 in Malta (1,98 per 100 inhabitants) is slightly above EU median (1,92 per 100 inhabitants).

The number of total pending criminal cases at the end of 2021 in Malta (3,06 per 100 inhabitants) is significantly above EU median (0,49 per 100 inhabitants).

Clearance Rate and Disposition Time

First instance Total criminal law cases	Clearance Rate (%)		Disposition Time (days)	
	Malta	EU Median	Malta	EU Median
2020	66,0%	95,2%	792	139
2021	87,7%	100,0%	566	134

Clearance Rate (%) and Disposition Time (days) for First Instance Total criminal law cases



With a Clearance Rate calculated at 87,7% in 2021 Malta seems to face some difficulties in dealing with its first instance total criminal law cases.

Between 2020 and 2021, the Clearance Rate has however increased by 21,6 points.

In 2021, first instance total criminal law cases are solved in approximately 566 days, which is significantly above EU median of 134 days.

The analysis of the 2020 - 2021 period reveals a -28,5% decrease of the Disposition Time.

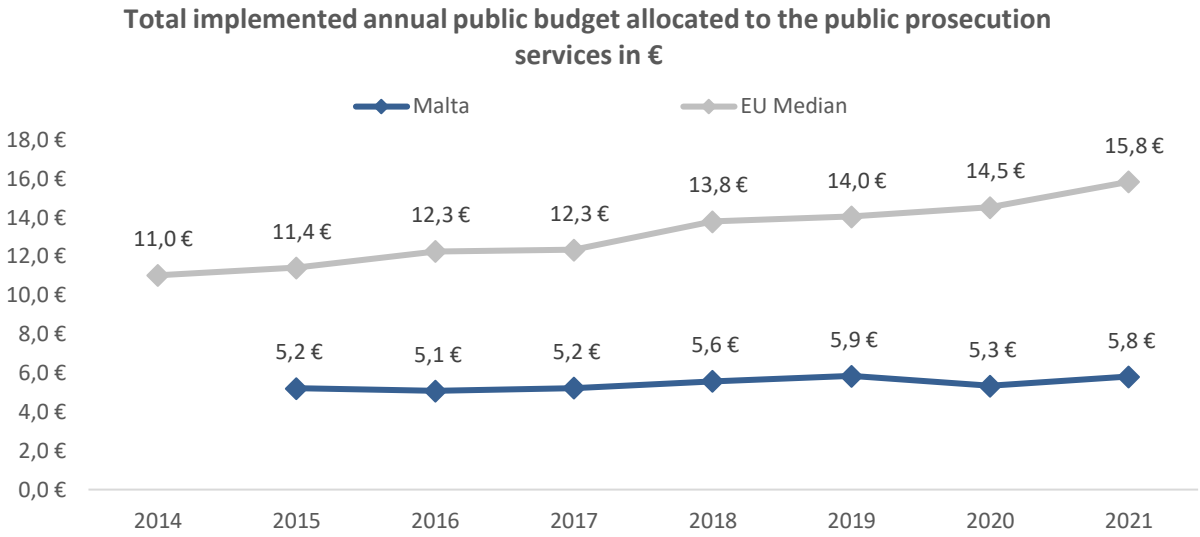
In the Maltese legal system, all proceedings which appear before the Court of Magistrates may be punishable with a fine or imprisonment, bar a few contraventions which still appear before the Court of Magistrates and it is not possible to obtain data relating to these few cases. Nevertheless, all cases which lead to an imprisonment of ten years or more can only be heard by the Criminal Court whilst cases between 2 and 12 years may be heard by the Court of Magistrates only once the procedure before it as a Court of Criminal Inquiry is completed.

Since in Malta, the vast majority of the cases contemplate the possibility of imprisonment, barring a few contraventions, the cases indicated as misdemeanours/minor offences, are those cases which are heard by the Court of Magistrates (excluding those being heard as a Court of Criminal Inquiry) having a maximum punishment of 2 years imprisonment while the cases indicated as 'severe criminal offences' are those having a punishment of over 2 years (Criminal Court & Court of Criminal Inquiry).

5. Public prosecution services in Malta (2021 data)

Public prosecution implemented budget

Total implemented annual public budget allocated to the public prosecution services in €	Absolute Number	Per inhabitant	
	Malta	Malta	EU Median
2014	NA	NA	11,0 €
2015	2 350 041 €	5,2 €	11,4 €
2016	2 340 000 €	5,1 €	12,3 €
2017	2 484 390 €	5,2 €	12,3 €
2018	2 656 005 €	5,6 €	13,8 €
2019	2 888 321 €	5,9 €	14,0 €
2020	2 746 631 €	5,3 €	14,5 €
2021	3 001 578 €	5,8 €	15,8 €



Implemented annual public budget allocated to training of public prosecution services in € (included in the total)	Absolute Number	Per inhabitant	
	Malta	Malta	EU Median
2018	NA	NA	0,018 €
2019	NA	NA	0,029 €
2020	NA	NA	0,011 €
2021	26 552 €	0,051 €	0,022 €

The public prosecution services are carried out by the Attorney General's office. The Attorney General not only acts as a public prosecutor but also as the principal legal advisor of all the Government Departments. As a result, the amount budgeted cannot be considered as being funds allocated solely for public prosecution services, but also for other purposes relating to legal work and advise for the Government, both locally and internationally.

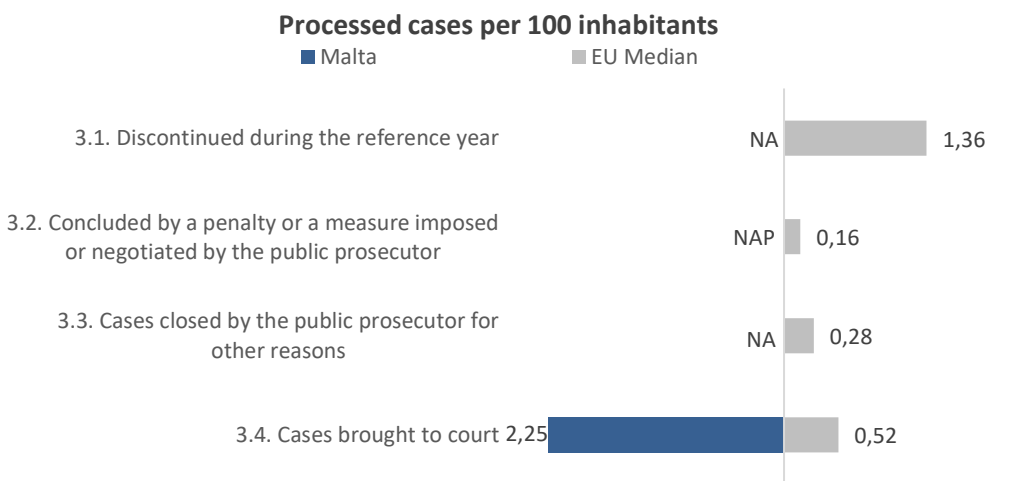
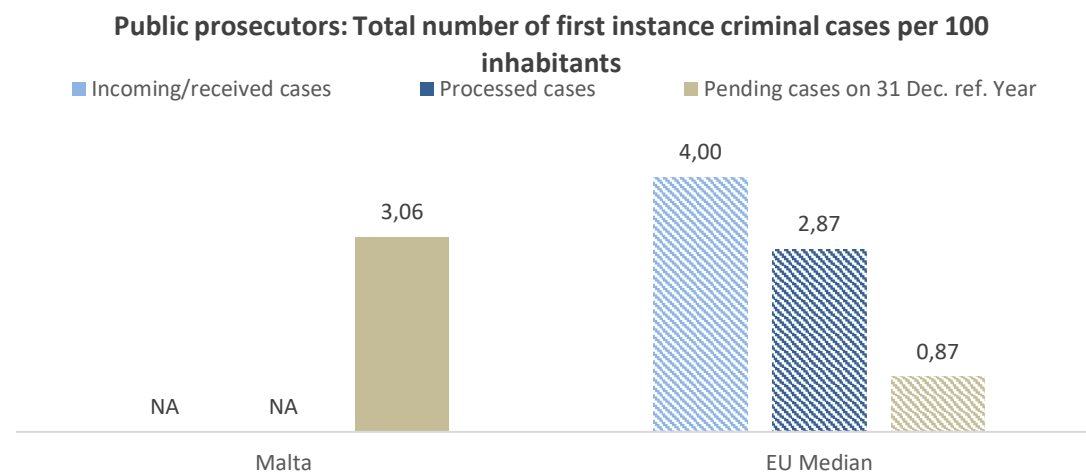
Public prosecution caseload: Number of first instance criminal cases

Public prosecution caseload: Number of first instance criminal cases	Absolute Number *		Per 100 inhabitants	
	Malta	% Variation 2020 - 2021	Malta	Eu Median
1. Pending cases on 1 Jan. ref. year	15 883	▲ 33,5%	3,08	0,84
2. Incoming/received cases	NA	NA	NA	4,00
3. Processed cases (3.1 + 3.2 + 3.3 + 3.4)	NA	NA	NA	2,87
3.1. Discontinued during the reference year (3.1.1 + 3.1.2 + 3.1.3 + 3.1.4)	NA	NA	NA	1,36
3.1.1 Discontinued by the public prosecutor because the offender could not be identified	NA	NA	NA	NA
3.1.2 Discontinued by the public prosecutor due to the lack of an established offence or a specific legal situation	NA	NA	NA	NA
3.1.3 Discontinued by the public prosecutor for reasons of opportunity	NA	NA	NA	NA
3.1.4 Discontinued for other reasons	NA	NA	NA	NA
3.2. Concluded by a penalty or a measure imposed or negotiated by the public prosecutor	NAP	NAP	NAP	0,16
3.3. Cases closed by the public prosecutor for other reasons	NA	NA	NA	0,28
3.4. Cases brought to court	11 624	▲ 4,9%	2,25	0,52
4. Pending cases on 31 Dec. ref. year	15 806	▼ -0,5%	3,06	0,87

\* Please note that these figures include traffic offence cases.

The Office of the Attorney General is in the process of setting up a comprehensive case management system that will keep track of all the cases that are processed by the Office of the Attorney General. Until then, the cases quoted are all cases prosecuted in court at first Instance.

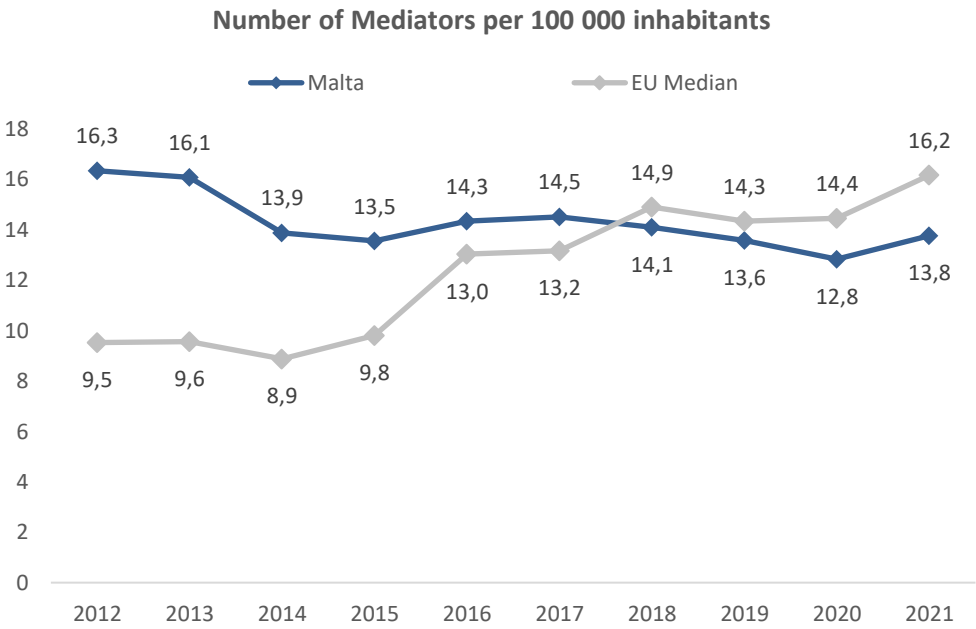
The high pending caseload at the beginning of 2021 is a direct result of the inefficiencies experienced during the Covid-19 pandemic. Throughout 2020, given that most of the year the courts of justice were closed, the number of incoming cases far exceeded the number of resolved cases. This led to a low clearance rate and a concomitant high pending caseload.



## 6. Existence and use of alternative dispute resolution in Malta (2021 data)

### Number of mediators

Mediators	Absolute Number	Per 100 000 inhabitants	
	Malta	Malta	EU Median
2012	69	16,3	9,5
2013	69	16,1	9,6
2014	61	13,9	8,9
2015	61	13,5	9,8
2016	66	14,3	13,0
2017	69	14,5	13,2
2018	67	14,1	14,9
2019	67	13,6	14,3
2020	66	12,8	14,4
2021	71	13,8	16,2



In 2021, there are 71 accredited or registered mediators who practise court related mediation which represents 13,8 accredited or registered mediators per 100 000 inhabitants.

The variation between 2020 and 2021 is about 7,6%.

### Number of court related mediations

Type of cases	Number of cases for which the parties agreed to start mediation	Number of finished court-related mediations	Number of cases in which there is a settlement agreement
All Cases	1 821	1 869	NA
Civil and commercial	7	6	1
Family cases	1 814	1 863	NA
Administrative	NAP	NAP	NAP
Employment dismissal	NAP	NAP	NAP
Criminal cases	NAP	NAP	NAP
Consumer cases	NAP	NAP	NAP

The answers reflect Court-referred mediation and not voluntary mediation (outside a court context). Throughout 2021, 7 new cases were sent to mediation by the court, 3 of which were unsuccessful, 3 were revoked by the court and 1 was successful.

7. ICT tools of courts in Malta (2021 data)

The ICT questions

The answers to the ICT questions in 2021 can be summarised to :

Assistance tools	Civil and/or commercial	Criminal	Administrative
Writing assistance tools	Yes10-49%	10-49%	10-49%
Simple dictation tools	Yesin all courts	in all courts	in all courts
Multiple speakers recording tools	Yesin all courts	in all courts	in all courts
Voice recognition feature	Pilot testing	No	No

The Courts Services Agency were piloting a new software that recognises voices in Maltese and translates a speech to text. The software is currently being piloted in other courts as well with the intention of implementing it across all courts by 2023.

Financial management tools	Deployment rate	Data consolidated at national level	System communicating with other ministries
Budgetary and financial management of courts	100%	Yes	Yes
Justice expenses management	100%	Yes	Yes
Other	NA	NA	NA

Measurement tools to assess the workload	Deployment rate	Monitoring at national level	Monitoring at court level	Integrated with CMS
Judges	Yes100%	Yes	Yes	Yes
Prosecutors	Yes10-49%	No	No	Yes
Non-judge/non-prosecutor staff	0% (NAP)	-	-	-



## 8. Systems for measuring and evaluating the performance of courts and public prosecution services in Malta (2021 data)

In Malta, quality standards are determined for the judicial system at national level (e.g. quality systems for the judiciary and/or judicial quality policies). However, there is no specialised personnel within the courts or the public prosecution services entrusted with implementation of these national level quality standards.

There exists a Code of Ethics for the members of the Judiciary which, though not providing for the organisation and quality of the judicial work, does lay upon the members of the Judiciary certain obligations which are important in ensuring the transparency and independence of the judicial process.

### Systems for measuring and evaluating courts' performance

**A regular monitoring system of court activities is in place concerning:**

Number of incoming cases	✓	Satisfaction of users (regarding the services delivered by the courts)	✓
Length of proceedings (timeframes)	✓	Costs of the judicial procedures	✗
Number of resolved cases	✓	Number of appeals	✓
Number of pending cases	✓	Appeal ratio	✗
Backlogs	✓	Clearance rate	✓
Productivity of judges and court staff	✗	Disposition time	✓
Satisfaction of court staff	✗	Other	✓

In Malta, there is a system to regularly evaluate the court performance based primarily on defined indicators and the reporting is more frequent than annual.

Court performance is evaluated on a quarterly basis, or as the need arises.

**Performance and quality indicators are defined for the activity of each court.**

The following indicators are used:

Number of incoming cases	✓	Satisfaction of users (regarding the services delivered by the courts)	✗
Length of proceedings (timeframes)	✓	Costs of the judicial procedures	✗
Number of resolved cases	✓	Number of appeals	✓
Number of pending cases	✓	Appeal ratio	✗
Backlogs	✓	Clearance rate	✓
Productivity of judges and court staff	✗	Disposition time	✓
Satisfaction of court staff	✗	Other	✓

The evaluation of the courts' activities is used for the later allocation of means in the courts.



Systems for measuring and evaluating public prosecution services' performance

A regular monitoring system of public prosecution services activities is in place concerning:

Number of incoming cases	✓	Satisfaction of users (regarding the services delivered by the public prosecution)	✗
Length of proceedings (timeframes)	✓	Costs of the judicial procedures	✗
Number of resolved cases	✓	Clearance rate	✗
Number of pending cases	✓	Disposition time	✗
Backlogs	✗	Percentage of convictions and acquittals	✗
Productivity of prosecutors and prosecution staff	✗	Other	✗
Satisfaction of prosecution staff	✗		

In Malta, there is a system to evaluate regularly the activity of each public prosecution service and the frequency of the reporting is annual.

The Attorney General is collecting data on length of proceedings and using it to monitor efficiency. This exercise will be refined in the coming months within the scope of an ongoing project addressing the re-engineering of processes within the Office of the Attorney General.

Performance and quality indicators are defined for the activity of each public prosecution service.

The following indicators are used:

Number of incoming cases	✓	Satisfaction of users (regarding the services delivered by the public prosecutors)	✗
Length of proceedings (timeframes)	✓	Costs of the judicial procedures	✗
Number of resolved cases	✓	Clearance rate	✗
Number of pending cases	✓	Disposition time	✗
Backlogs	✗	Percentage of convictions and acquittals	✗
Productivity of prosecutors and prosecution staff	✗	Other	✗
Satisfaction of prosecution staff	✗		

The Office of the Attorney General (the prosecution) has started collecting case data including length of proceedings. Over the coming years (starting from next year), they will be introducing a new case management system that will enable the Office to collect more case and performance metrics.

The evaluation of the public prosecution services' activities is used for the later allocation of means in the public prosecution services.

Malta

(2012-2021) data tables

Question	2012	2013	2014	2015	2016	2017	2018	2019	2020	2021	Variations for quantitative questions	
											2012-2021	2020-2021
Q1 Number of inhabitants	422 509	429 424	439 691	450 415	460 297	475 701	475 701	493 559	514 565	516 102	22,2%	0,3%
Q.3 GDP Per capita (in €) in current prices	16 417	16 831	18 525	21 469	22 664	23 778	25 556	26 490	24 634	28 216	71,9%	14,5%
Q5. Exchange rate of Nat currency to € on 1 Jan	NAP	NAP	NAP	NAP	NAP	NAP	NAP	NAP	NAP	NAP	-	-
Indicator 1: Systems for measuring and evaluating the performance of courts and prosecution services												
(Q66, Q67, Q77, Q78, Q77-1, Q78-1, Q73, Q73-0, Q73-1, Q73-2, Q73-3, Q73-4, Q73-5, Q73-6, Q70, Q70-1, Q71, Q72, Q83-2, Q83-3, Q120 and Q120-1)												
66 Qlty standards formulated_jud system	Yes	Yes	Yes	Yes	True	True	True	True	True	True		
67 Specialised court staff entrusted_qlty standards	No	No	No	No	False	False	False	False	False	False		
77 Performance and quality indicators of court activities	No	No	Yes	Yes	True	False	True	True	True	True		
078.1.1 Number of incoming cases							True	True	True	True		
078.1.2 Length of proceedings (timeframes)							True	True	True	True		
078.1.3 Number of resolved cases							True	True	True	True		
078.1.4 Number of pending cases							True	True	True	True		
078.1.5 Backlogs							True	True	True	True		
078.1.6 Productivity of judges and court staff							False	False	False	False		
078.1.7 Satisfaction of court staff							False	False	False	False		
078.1.8 Satisfaction of users (regarding the services delivered by the courts)							True	True	False	False		
078.1.9 Costs of the judicial procedures							False	False	False	False		
078.1.10 Number of appeals							False	True	True	True		
078.1.11 Appeal ratio							False	False	False	False		
078.1.12 Clearance rate							True	True	True	True		

Malta

(2012-2021) data tables

Question	2012	2013	2014	2015	2016	2017	2018	2019	2020	2021	Variations for quantitative questions	
											2012-2021	2020-2021
078-1.13 Disposition time							True	True	True	True		
078-1.14 Other							True	True	True	True		
077-1.1.1 Defined performance and quality indicators									True	True		
078-1.1.1 Number of incoming cases									True	True		
078-1.1.2 Length of proceedings (timeframes)									False	True		
078-1.1.3 Number of resolved cases									True	True		
078-1.1.4 Number of pending cases									True	True		
078-1.1.5 Backlogs									False	False		
078-1.1.6 Productivity of prosecutors and prosecution staff									False	False		
078-1.1.7 Satisfaction of prosecution staff									False	False		
078-1.1.8 Satisfaction of users (regarding the services delivered by the public prosecution)									False	False		
078-1.1.9 Costs of the judicial procedures									False	False		
078-1.1.10 Clearance rate									False	False		
078-1.1.11 Disposition time									False	False		
078-1.1.12 Percentage of convictions and acquittals									False	False		
078-1.1.13 Other									False	False		
73 Regular system_evaluation_performance_each court	No	No	No	Yes	True	True	True	True	True	True		
073-0.1.1 Annual					False	False	False	False	False	False		
073-0.1.2 Less frequent					False	False	False	False	False	False		
073-0.1.3 More frequent					True	True	True	True	True	True		

# Malta

## (2012-2021) data tables

Question	2012	2013	2014	2015	2016	2017	2018	2019	2020	2021	Variations for quantitative questions	
											2012-2021	2020-2021
073-1.1.1 Evaluation used for the allocation of resources within the court			Yes	Yes	True	True	True	True	True	True		
073-2.1.1 Courses of action taken in the evaluation is used for the allocation of resources							True	True	True	True		
073-2.1.2 Reallocating resources (human/financial resources based on performance)							True	True	True	True		
073-2.1.3 Reengineering of internal procedures to increase efficiency							False	True	False	True		
073-2.1.4 Other							True	True	True	False		
073-3.1.1 Regular evaluation of the public prosecution services performance									True	True		
073-4.1.1 Annual									True	True		
073-4.1.2 Less frequent									False	False		
073-4.1.3 More frequent									False	False		
073-5.1.1 Evaluation used for the allocation of resources within the public prosecution services									True	True		
073-6.1.1 Identifying the causes of improved or deteriorated performance									True	True		
073-6.1.2 Reallocating resources (human/financial resources based on performance)									True	True		
073-6.1.3 Reengineering of internal procedures to increase efficiency									True	True		
073-6.1.4 Other									False	False		
070.1.1 number of incoming cases	Yes	Yes	Yes	Yes	True	True	True	True	True	True		
070.1.2 length of proceedings (timeframes)	No	No	Yes	Yes	True	True	True	True	True	True		
070.1.3 number of resolved cases	Yes	Yes	Yes	Yes	True	True	True	True	True	True		
070.1.4 number of pending cases							True	True	True	True		
070.1.5 backlogs							True	True	True	True		
070.1.6 productivity of judges and court staff							False	False	False	False		

Malta

(2012-2021) data tables

Question	2012	2013	2014	2015	2016	2017	2018	2019	2020	2021	Variations for quantitative questions	
											2012-2021	2020-2021
070.1.7 satisfaction of court staff							False	False	False	False		
070.1.8 satisfaction of users (regarding the services delivered by the courts)							True	True	True	True		
070.1.9 costs of the judicial procedures							False	False	False	False		
070.1.10 number of appeals							True	True	True	True		
070.1.11 appeal ratio							False	False	False	False		
070.1.12 clearance rate							True	True	True	True		
070-1.1.1 Number of incoming cases									True	True		
070-1.1.2 Length of proceedings (timeframes)									False	True		
070-1.1.3 Number of resolved cases									True	True		
070-1.1.4 Number of pending cases									True	True		
070-1.1.5 Backlogs									False	False		
070-1.1.6 Productivity of prosecutors and prosecution staff									False	False		
070-1.1.7 Satisfaction of prosecution staff									False	False		
070-1.1.8 Satisfaction of users (regarding the services delivered by the public prosecution)									False	False		
070-1.1.9 Costs of the judicial procedures									False	False		
070-1.1.10 Clearance rate									False	False		
070-1.1.11 Disposition time									False	False		
070-1.1.12 Percentage of convictions and acquittals									False	False		
070-1.1.13 Other									False	False		
071.1.1 Monitoring backlogs in Civil law cases									True	True		

Malta

(2012-2021) data tables

Question	2012	2013	2014	2015	2016	2017	2018	2019	2020	2021	Variations for quantitative questions	
											2012-2021	2020-2021
071.1.2 Monitoring backlogs in Criminal law cases									False	False		
071.1.3 Monitoring backlogs in Administrative law cases									True	True		
072.1.1 Monitoring timeframes Within the courts									False	False		
072.1.2 Monitoring timeframes Within the public prosecution services									False	False		
083-2.1.1 Quantitative performance tagets defined for each prosecutors									False	False		
083-3.1.1 Body responsible - Executive power (for example the Ministry of Justice)									NAP	NAP		
083-3.1.2 Body responsible - Prosecutor General /State public prosecutor									NAP	NAP		
083-3.1.3 Body responsible - Public Prosecutorial Council									NAP	NAP		
083-3.1.4 Body responsible - Head of the organisational unit or hierarchically superior public prosecutor									NAP	NAP		
083-3.1.5 Body responsible - Other									NAP	NAP		
120.1.1 Qualitative individual assessment of the public prosecutors' work									True	True		
120-1.1.1 Feequency - Annual									False	False		
120-1.1.2 Feequency - Less frequent									False	False		
120-1.1.3 Feequency - More frequent									True	True		

Indicator 2: The judicial organisation												
(Q42, Q43 and Q44)												
Q42.1.1Total number of all courts - legal entities	-	-	-	-	-	-	-	-	15	16	-	6,7%
Q42.1.2 Total number of courts of general jurisdiction - legal entities	-	-	-	-	-	-	-	-	8	8	-	0,0%
Q42.1.3 First instance courts of general jurisdiction - legal entities	1	1	1	1	1	1	1	1	4	4	300,0%	0,0%
Q42.1.4 Second instance courts of general jurisdiction - legal entities	-	-	-	-	-	-	-	-	4	4	-	0,0%

Malta

(2012-2021) data tables

Question	2012	2013	2014	2015	2016	2017	2018	2019	2020	2021	Variations for quantitative questions	
											2012-2021	2020-2021
Q42.1.5 Highest instance courts of general jurisdiction - legal entities	-	-	-	-	-	-	-	-	NAP	NAP	-	-
Q42.1.6 Total number of specialised courts - legal entities	-	-	-	-	-	-	-	-	7	8	-	14,3%
43.1.1 Total number of specialised courts of first instance	7	7	7	7	7	8	9	9	7	7	0,0%	0,0%
43.1.2 Commercial courts (excluded insolvency courts)	-	NAP	NAP	NAP	NAP	NAP	1	1	NAP	NAP	-	-
43.1.3 Insolvency courts	-	NAP	NAP	NAP	NAP	NAP	NAP	NAP	NAP	NAP	-	-
43.1.4 Labour courts	-	NAP	NAP	NAP	NAP	NAP	NAP	NAP	NAP	NAP	-	-
43.1.5 Family courts	1	1	1	1	1	1	1	1	NAP	NAP	-	-
43.1.6 Rent and tenancies courts	-	NAP	1	1	1	1	1	1	1	1	-	0,0%
43.1.7 Enforcement of criminal sanctions courts	-	NAP	NAP	NAP	NAP	NAP	NAP	NAP	NAP	NAP	-	-
43.1.8 Fight against terrorism, organised crime and corruption	-	NAP	NAP	NAP	NAP	NAP	NAP	NAP	NAP	NAP	-	-
43.1.9 Internet related disputes	-	NAP	NAP	NAP	NAP	NAP	NAP	NAP	NAP	NAP	-	-
43.1.10 Administrative courts	1	1	1	1	1	1	1	1	1	1	0,0%	0,0%
43.1.11 Insurance and / or social welfare courts	-	NAP	NAP	NAP	NAP	NAP	NAP	NAP	NAP	NAP	-	-
43.1.12 Military courts	-	NAP	NAP	NAP	NAP	NAP	NAP	NAP	NAP	NAP	-	-
43.1.13 Juvenile courts	-	-	-	-	-	-	-	-	1	1	-	0,0%
43.1.14 Other specialised courts	5	5	4	4	4	5	5	5	4	4	-20,0%	0,0%
43.2.1 Total number of specialised courts of higher instances	-	-	-	-	-	-	-	-	NAP	1	-	-
43.2.2 Commercial courts (excluded insolvency courts)	-	-	-	-	-	-	-	-	NAP	NAP	-	-
43.2.3 Insolvency courts	-	-	-	-	-	-	-	-	NAP	NAP	-	-
43.2.4 Labour courts	-	-	-	-	-	-	-	-	NAP	NAP	-	-

Malta

(2012-2021) data tables

Question	2012	2013	2014	2015	2016	2017	2018	2019	2020	2021	Variations for quantitative questions	
											2012-2021	2020-2021
43.2.5 Family courts	-	-	-	-	-	-	-	-	NAP	NAP	-	-
43.2.6 Rent and tenancies courts	-	-	-	-	-	-	-	-	NAP	NAP	-	-
43.2.7 Enforcement of criminal sanctions courts	-	-	-	-	-	-	-	-	NAP	NAP	-	-
43.2.8 Fight against terrorism, organised crime and corruption	-	-	-	-	-	-	-	-	NAP	NAP	-	-
43.2.9 Internet related disputes	-	-	-	-	-	-	-	-	NAP	NAP	-	-
43.2.10 Administrative courts	-	-	-	-	-	-	-	-	NAP	NAP	-	-
43.2.11 Insurance and / or social welfare courts	-	-	-	-	-	-	-	-	NAP	NAP	-	-
43.2.12 Military courts	-	-	-	-	-	-	-	-	NAP	NAP	-	-
43.2.13 Juvenile courts	-	-	-	-	-	-	-	-	NAP	NAP	-	-
43.2.14 Other specialised courts	-	-	-	-	-	-	-	-	NAP	1	-	-
44.1.1 First instance courts geographic locations	-	-	-	-	-	-	-	-	2	3	-	50,0%
44.1.2 All courts geographic locations	2	2	2	2	2	2	3	3	3	4	100,0%	33,3%

Indicator 3: The performance of courts at all stages of the proceedings												
First instance other than criminal cases (Q91)												
91.1.1 1st inst courts_Pending cases on 1 Jan. Total of other than criminal law cases (1+2+3+4)	9 805	9 789	10 845	10 568	9 459	NA	9 492	10 138	11 243	11 242	14,7%	0,0%
91.1.2 1st inst courts_Pending cases on 1 Jan. Civil (and commercial) litigious cases	9 457	9 238	10 092	9 885	9 041	NA	8 856	9 727	10 429	10 147	7,3%	-2,7%
91.1.3 1st inst courts_Pending cases on 1 Jan. Non litigious cases (2.1+2.2+2.3)	-	-	NAP	NAP	NAP	NA	262	23	453	748	-	65,1%
91.1.4 1st inst courts_Pending cases on 1 Jan. General civil (and commercial) non-litigious cases	NAP	NAP	NAP	NAP	NAP	NA	262	23	453	748	-	65,1%
91.1.5 1st inst courts_Pending cases on 1 Jan. Registry cases (2.2.1+2.2.2+2.2.3)	-	-	NAP	NAP	NAP	NAP	NAP	NAP	NAP	NAP	-	-



# Malta

## (2012-2021) data tables

Question	2012	2013	2014	2015	2016	2017	2018	2019	2020	2021	Variations for quantitative questions	
											2012-2021	2020-2021
91.1.6 1st inst courts_Pending cases on 1 Jan. Non litigious land registry cases	NAP	NAP	NAP	NAP	NAP	NAP	NAP	NAP	NAP	NAP	-	-
91.1.7 1st inst courts_Pending cases on 1 Jan. Non-litigious business registry cases	NAP	NAP	NAP	NAP	NAP	NAP	NAP	NAP	NAP	NAP	-	-
91.1.8 1st inst courts_Pending cases on 1 Jan. Other registry cases	-	-	NAP	NAP	NAP	NAP	NAP	NAP	NAP	NAP	-	-
91.1.9 1st inst courts_Pending cases on 1 Jan. Other non-litigious cases	-	-	NAP	NAP	NAP	NAP	NAP	NAP	NAP	NAP	-	-
91.1.10 1st inst courts_Pending cases on 1 Jan. Administrative law cases	348	551	753	683	418	413	374	388	361	347	-0,3%	-3,9%
91.1.11 1st inst courts_Pending cases on 1 Jan. Other cases (e.g. insolvency registry cases)	NAP	NAP	NAP	NAP	NAP	NAP	NAP	NAP	NAP	NAP	-	-
91.2.1 1st inst courts_Incoming cases_Total of other than criminal law cases (1+2+3+4)	4 507	4 272	6 762	6 991	6 730	10 911	11 827	13 066	10 915	13 292	194,9%	21,8%
91.2.2 1st inst courts_Incoming cases_Civil (and commercial) litigious cases	4 161	3 935	6 643	6 916	6 640	7 656	8 640	8 909	7 433	9 719	133,6%	30,8%
91.2.3 1st inst courts_Incoming cases_Non litigious cases (2.1+2.2+2.3)	-	-	NAP	NAP	NAP	3 174	3 040	4 027	3 353	3 420	-	2,0%
91.2.4 1st inst courts_Incoming cases_General civil (and commercial) non-litigious cases	NAP	NAP	NAP	NAP	NAP	3 174	3 040	4 027	3 353	3 420	-	2,0%
91.2.5 1st inst courts_Incoming cases_Registry cases (2.2.1+2.2.2+2.2.3)	-	-	NAP	NAP	NAP	NAP	NAP	NAP	NAP	NAP	-	-
91.2.6 1st inst courts_Incoming cases_Non litigious land registry cases	NAP	NAP	NAP	NAP	NAP	NAP	NAP	NAP	NAP	NAP	-	-
91.2.7 1st inst courts_Incoming cases_Non-litigious business registry cases	NAP	NAP	NAP	NAP	NAP	NAP	NAP	NAP	NAP	NAP	-	-
91.2.8 1st inst courts_Incoming cases_Other registry cases	-	-	NAP	NAP	NAP	NAP	NAP	NAP	NAP	NAP	-	-
91.2.9 1st inst courts_Incoming cases_Other non-litigious cases	-	-	NAP	NAP	NAP	NAP	NAP	NAP	NAP	NAP	-	-
91.2.10 1st inst courts_Incoming cases_Administrative law cases	346	337	119	75	90	81	147	130	129	151	-56,4%	17,1%
91.2.11 1st inst courts_Incoming cases_Other cases (e.g. insolvency registry cases)	NAP	NAP	NAP	NAP	NAP	NAP	NAP	NAP	NAP	NAP	-	-
91.3.1 1st inst courts_Resolved cases_Total of other than criminal law cases (1+2+3+4)	4 875	4 447	6 909	7 727	7 231	10 458	11 481	11 932	9 923	11 859	143,3%	19,5%
91.3.2 1st inst courts_Resolved cases_Civil (and commercial) litigious cases	4 736	4 312	6 732	7 419	7 128	7 427	8 068	8 178	6 728	7 586	60,2%	12,8%
91.3.3 1st inst courts_Resolved cases_Non litigious cases (2.1+2.2+2.3)	-	-	NAP	NAP	NAP	2 912	3 279	3 597	3 058	4 168	-	36,3%

# Malta

## (2012-2021) data tables

Question	2012	2013	2014	2015	2016	2017	2018	2019	2020	2021	Variations for quantitative questions	
											2012-2021	2020-2021
91.3.4 1st inst courts_Resolved cases_General civil (and commercial) non-litigious cases	NAP	NAP	NAP	NAP	NAP	2 912	3 279	3 597	3 058	4 168	-	36,3%
91.3.5 1st inst courts_Resolved cases_Registry cases (2.2.1+2.2.2+2.2.3)	-	-	NAP	NAP	NAP	NAP	NAP	NAP	NAP	NAP	-	-
91.3.6 1st inst courts_Resolved cases_Non litigious land registry cases	NAP	NAP	NAP	NAP	NAP	NAP	NAP	NAP	NAP	NAP	-	-
91.3.7 1st inst courts_Resolved cases_Non-litigious business registry cases	NAP	NAP	NAP	NAP	NAP	NAP	NAP	NAP	NAP	NAP	-	-
91.3.8 1st inst courts_Resolved cases_Other registry cases	-	-	NAP	NAP	NAP	NAP	NAP	NAP	NAP	NAP	-	-
91.3.9 1st inst courts_Resolved cases_Other non-litigious cases	-	-	NAP	NAP	NAP	NAP	NAP	NAP	NAP	NAP	-	-
91.3.10 1st inst courts_Resolved cases_Administrative law cases	139	135	177	308	103	119	134	157	137	105	-24,5%	-23,4%
91.3.11 1st inst courts_Resolved cases_Other cases (e.g. insolvency registry cases)	NAP	NAP	NAP	NAP	NAP	NAP	NAP	NAP	NAP	NAP	-	-
91.4.1 1st inst courts_Pending cases on 31 Dec. Total of other than criminal law cases (1+2+3+4)	9 437	9 614	10 568	9 459	8 843	9 492	10 138	11 243	11 242	11 378	20,6%	1,2%
91.4.2 1st inst courts_Pending cases on 31 Dec. Civil (and commercial) litigious cases	8 882	8 861	9 885	9 041	8 430	8 856	9 727	10 429	10 147	10 986	23,7%	8,3%
91.4.3 1st inst courts_Pending cases on 31 Dec. Non litigious cases (2.1+2.2+2.3)	-	-	NAP	NAP	NAP	262	23	453	748	-	-	-
91.4.4 1st inst courts_Pending cases on 31 Dec. General civil (and commercial) non-litigious cases	NAP	NAP	NAP	NAP	NAP	262	23	453	748	-	-	-
91.4.5 1st inst courts_Pending cases on 31 Dec. Registry cases (2.2.1+2.2.2+2.2.3)	-	-	NAP	NAP	NAP	NAP	NAP	NAP	NAP	NAP	-	-
91.4.6 1st inst courts_Pending cases on 31 Dec. Non litigious land registry cases	NAP	NAP	NAP	NAP	NAP	NAP	NAP	NAP	NAP	NAP	-	-
91.4.7 1st inst courts_Pending cases on 31 Dec. Non-litigious business registry cases	NAP	NAP	NAP	NAP	NAP	NAP	NAP	NAP	NAP	NAP	-	-
91.4.8 1st inst courts_Pending cases on 31 Dec. Other registry cases	-	-	NAP	NAP	NAP	NAP	NAP	NAP	NAP	NAP	-	-
91.4.9 1st inst courts_Pending cases on 31 Dec. Other non-litigious cases	-	-	NAP	NAP	NAP	NAP	NAP	NAP	NAP	NAP	-	-
91.4.10 1st inst courts_Pending cases on 31 Dec. Administrative law cases	555	753	683	418	413	374	388	361	347	390	-29,7%	12,4%
91.4.11 1st inst courts_Pending cases on 31 Dec. Other cases (e.g. insolvency registry cases)	NAP	NAP	NAP	NAP	NAP	NAP	NAP	NAP	NAP	NAP	-	-

Malta

(2012-2021) data tables

Question	2012	2013	2014	2015	2016	2017	2018	2019	2020	2021	Variations for quantitative questions	
											2012-2021	2020-2021
Table 3.2.1.1 to 3.2.1.2 (all years) First instance courts: Clearance rate and disposition time for other than criminal cases (Q91)												
Table 3.3.4 to 3.3.7 Variation of Clearence Rate and Disposition Time of first instance other than criminal cases (Q91)												
Table 3.13.1 (EC) to 3.13.6 (EC) First instance courts: Disposition time and clearance rate for other than criminal cases (Q91)												
CR Total of other than criminal law cases	108,2%	104,1%	102,2%	110,5%	107,4%	95,8%	97,1%	91,3%	90,9%	89,2%	(18,95)	(1,69)
CR Civil (and commercial) litigious cases	113,8%	109,6%	101,3%	107,3%	107,3%	97,0%	93,4%	91,8%	90,5%	78,1%	(35,77)	(12,46)
CR Non litigious cases (2.1+2.2+2.3)	-	-	NAP	NAP	NAP	91,7%	107,9%	89,3%	91,2%	121,9%	-	30,67
CR General civil (and commercial) non-litigious cases	NAP	NAP	NAP	NAP	NAP	91,7%	107,9%	89,3%	91,2%	121,9%	-	30,67
CR Registry cases (2.2.1+2.2.2+2.2.3)	-	-	NAP	NAP	NAP	NAP	NAP	NAP	NAP	NAP	-	-
CR Non litigious land registry cases	NAP	NAP	NAP	NAP	NAP	NAP	NAP	NAP	NAP	NAP	-	-
CR Non-litigious business registry cases	NAP	NAP	NAP	NAP	NAP	NAP	NAP	NAP	NAP	NAP	-	-
CR Other registry cases	-	-	NAP	NAP	NAP	NAP	NAP	NAP	NAP	NAP	-	-
CR Other non-litigious cases	-	-	NAP	NAP	NAP	NAP	NAP	NAP	NAP	NAP	-	-
CR Administrative law cases	40,2%	40,1%	148,7%	410,7%	114,4%	146,9%	91,2%	120,8%	106,2%	69,5%	29,36	(36,67)
CR Other cases (e.g. insolvency registry cases)	NAP	NAP	NAP	NAP	NAP	NAP	NAP	NAP	NAP	NAP	-	-
DT Total of other than criminal law cases	707	789	558	447	446	331	322	344	414	350	-50,4%	-15,3%
DT Civil (and commercial) litigious cases	685	750	536	445	432	435	440	465	550	529	-22,8%	-4,0%
DT Non litigious cases (2.1+2.2+2.3)	-	-	NAP	NAP	NAP	33	3	46	89	-	-	-
DT General civil (and commercial) non-litigious cases	NAP	NAP	NAP	NAP	NAP	33	3	46	89	-	-	-
DT Registry cases (2.2.1+2.2.2+2.2.3)	-	-	NAP	NAP	NAP	NAP	NAP	NAP	NAP	NAP	-	-
DT Non litigious land registry cases	NAP	NAP	NAP	NAP	NAP	NAP	NAP	NAP	NAP	NAP	-	-

Malta

(2012-2021) data tables

Question	2012	2013	2014	2015	2016	2017	2018	2019	2020	2021	Variations for quantitative questions	
											2012-2021	2020-2021
DT Non-litigious business registry cases	NAP	NAP	NAP	NAP	NAP	NAP	NAP	NAP	NAP	NAP	-	-
DT Other registry cases	-	-	NAP	NAP	NAP	NAP	NAP	NAP	NAP	NAP	-	-
DT Other non-litigious cases	-	-	NAP	NAP	NAP	NAP	NAP	NAP	NAP	NAP	-	-
DT Administrative law cases	1457	2036	1408	495	1464	1147	1057	839	924	1356	-7,0%	46,6%
DT Other cases (e.g. insolvency registry cases)	NAP	NAP	NAP	NAP	NAP	NAP	NAP	NAP	NAP	NAP	-	-

First instance courts, number of cases for specific case categories (Q101)												
101.1.1 Pending cases on 1 Jan. _Litigious divorce case	NA	NA	142	162	130	121	126	151	170	70	-	-58,8%
101.1.2 Pending cases on 1 Jan. _Employment dismissal case	NAP	NAP	NAP	NAP	NAP	NAP	NAP	NAP	NAP	NAP	-	-
101.1.3 Pending cases on 1 Jan. _Insolvency	NA	NA	NA	NA	NA	NA	NA	47	48	43	-	-10,4%
101.1.3 Pending cases on 1 Jan. _Robbery cases	-	-	-	-	-	-	-	-	NA	NA	-	-
101.1.3 Pending cases on 1 Jan. _Intentional homicide	-	-	-	-	-	-	-	-	NA	NA	-	-
101.2.1 Incoming cases_Litigious divorce case	NA	NA	285	299	358	334	395	372	10	15	-	50,0%
101.2.2 Incoming cases_Employment dismissal case	NAP	NAP	NAP	NAP	NAP	NAP	NAP	NAP	NAP	NAP	-	-
101.2.3 Incoming cases_Insolvency	NA	NA	NA	NA	NA	NA	20	14	14	21	-	50,0%
101.2.3 Incoming cases_Robbery cases	-	-	-	-	-	-	-	-	NA	NA	-	-
101.2.3 Incoming cases_Intentional homicide	-	-	-	-	-	-	-	-	NA	NA	-	-
101.3.1 Resolved cases_Litigious divorce case	NA	NA	265	331	367	329	370	353	7	14	-	100,0%
101.3.2 Resolved cases_Employment dismissal case	NAP	NAP	NAP	NAP	NAP	NAP	NAP	NAP	NAP	NAP	-	-
101.3.3 Resolved cases_Insolvency	NA	NA	NA	NA	NA	NA	15	17	6	1	-	-83,3%

Malta

(2012-2021) data tables

Question	2012	2013	2014	2015	2016	2017	2018	2019	2020	2021	Variations for quantitative questions	
											2012-2021	2020-2021
101.3.3 Resolved cases_Robbery cases	-	-	-	-	-	-	-	-	NA	NA	-	-
101.3.3 Resolved cases_Intentional homicide	-	-	-	-	-	-	-	-	NA	NA	-	-
101.4.1 Pending cases on 31 Dec. _Litigious divorce case	NA	NA	162	130	121	126	151	170	173	71	-	-59,0%
101.4.2 Pending cases on 31 Dec. _Employment dismissal case	NAP	NAP	NAP	NAP	NAP	NAP	NAP	NAP	NAP	NAP	-	-
101.4.3 Pending cases on 31 Dec. _Insolvency	NA	NA	NA	NA	NA	NA	47	48	56	63	-	12,5%
101.4.3 Pending cases on 31 Dec. _Robbery cases	-	-	-	-	-	-	-	-	NA	NA	-	-
101.4.3 Pending cases on 31 Dec. _Intentional homicide	-	-	-	-	-	-	-	-	NA	NA	-	-

First instance courts: Clearance rate and disposition time for specific case categories (Q101)												
CR Litigious divorce cases	NA	NA	93,0%	110,7%	102,5%	98,5%	93,7%	94,9%	70,0%	93,3%	-	23,33
CR Employment dismissal cases	NAP	NAP	NAP	NAP	NAP	NAP	NAP	NAP	NAP	NAP	-	-
CR Insolvency cases	NA	NA	NA	NA	NA	NA	75,0%	121,4%	42,9%	4,8%	-	(38,10)
DT Litigious divorce cases	NA	NA	223	143	120	140	149	176	9 021	1 851	-	-79,5%
DT Employment dismissal cases	NAP	NAP	NAP	NAP	NAP	NAP	NAP	NAP	NAP	NAP	-	-
DT Insolvency cases	NA	NA	NA	NA	NA	NA	1 144	1 031	3 407	22 995	-	575,0%

Second instance other than criminal cases (Q97)												
97.1.1 2nd inst courts_Pending cases on 1 Jan. Total of other than criminal law cases (1+2+3+4)			1 841	1 945	NA	1 922	1 797	1 951	1 870	1 760	-	-5,9%
97.1.2 2nd inst courts_Pending cases on 1 Jan. Civil (and commercial) litigious cases			1 841	1 945	2 015	1 922	1 797	1 951	1 870	1 760	-	-5,9%
97.1.3 2nd inst courts_Pending cases on 1 Jan. Non litigious cases (2.1+2.2+2.3)			NAP	NAP	NA	NAP	NAP	NAP	NAP	NAP	-	-

Malta

(2012-2021) data tables

Question	2012	2013	2014	2015	2016	2017	2018	2019	2020	2021	Variations for quantitative questions	
											2012-2021	2020-2021
97.1.4 2nd inst courts_Pending cases on 1 Jan. General civil (and commercial) non-litigious cases			NAP	NAP	NAP	NAP	NAP	NAP	NAP	NAP	-	-
97.1.5 2nd inst courts_Pending cases on 1 Jan. Registry cases (2.2.1+2.2.2+2.2.3)			NAP	NAP	NA	NAP	NAP	NAP	NAP	NAP	-	-
97.1.6 2nd inst courts_Pending cases on 1 Jan. Non litigious land registry cases			NAP	NAP	NAP	NAP	NAP	NAP	NAP	NAP	-	-
97.1.7 2nd inst courts_Pending cases on 1 Jan. Non-litigious business registry cases			NAP	NAP	NAP	NAP	NAP	NAP	NAP	NAP	-	-
97.1.8 2nd inst courts_Pending cases on 1 Jan. Other registry cases			NAP	NAP	NA	NAP	NAP	NAP	NAP	NAP	-	-
97.1.9 2nd inst courts_Pending cases on 1 Jan. Other non-litigious cases			NAP	NAP	NAP	NAP	NAP	NAP	NAP	NAP	-	-
97.1.10 2nd inst courts_Pending cases on 1 Jan. Administrative law cases			NA	NA	NA	NA	NA	NA	NA	NA	-	-
97.1.11 2nd inst courts_Pending cases on 1 Jan. Other cases			NAP	NAP	NA	NA	NAP	NAP	NAP	NAP	-	-
97.2.1 2nd inst courts_Incoming cases_Total of other than criminal law cases (1+2+3+4)			807	772	NA	701	796	694	571	831	-	45,5%
97.2.2 2nd inst courts_Incoming cases_Civil (and commercial) litigious cases			807	772	867	701	796	694	571	831	-	45,5%
97.2.3 2nd inst courts_Incoming cases_Non litigious cases (2.1+2.2+2.3)			NAP	NAP	NA	NAP	NAP	NAP	NAP	NAP	-	-
97.2.4 2nd inst courts_Incoming cases_General civil (and commercial) non-litigious cases			NAP	NAP	NAP	NAP	NAP	NAP	NAP	NAP	-	-
97.2.5 2nd inst courts_Incoming cases_Registry cases (2.2.1+2.2.2+2.2.3)			NAP	NAP	NA	NAP	NAP	NAP	NAP	NAP	-	-
97.2.6 2nd inst courts_Incoming cases_Non litigious land registry cases			NAP	NAP	NAP	NAP	NAP	NAP	NAP	NAP	-	-
97.2.7 2nd inst courts_Incoming cases_Non-litigious business registry cases			NAP	NAP	NAP	NAP	NAP	NAP	NAP	NAP	-	-
97.2.8 2nd inst courts_Incoming cases_Other registry cases			NAP	NAP	NA	NAP	NAP	NAP	NAP	NAP	-	-
97.2.9 2nd inst courts_Incoming cases_Other non-litigious cases			NAP	NAP	NAP	NAP	NAP	NAP	NAP	NAP	-	-
97.2.10 2nd inst courts_Incoming cases_Administrative law cases			NA	NA	NA	NA	NA	NA	NA	NA	-	-
97.2.11 2nd inst courts_Incoming cases_Other cases			NAP	NAP	NA	NA	NAP	NAP	NAP	NAP	-	-
97.3.1 2nd inst courts_Resolved cases_Total of other than criminal law cases (1+2+3+4)			703	738	NA	824	636	780	741	1 014	-	36,8%

Malta

(2012-2021) data tables

Question	2012	2013	2014	2015	2016	2017	2018	2019	2020	2021	Variations for quantitative questions	
											2012-2021	2020-2021
97.3.2 2nd inst courts_Resolved cases_Civil (and commercial) litigious cases			703	738	917	824	636	780	741	1 014	-	36,8%
97.3.3 2nd inst courts_Resolved cases_Non litigious cases (2.1+2.2+2.3)			NAP	NAP	NA	NAP	NAP	NAP	NAP	NAP	-	-
97.3.4 2nd inst courts_Resolved cases_General civil (and commercial) non-litigious cases			NAP	NAP	NAP	NAP	NAP	NAP	NAP	NAP	-	-
97.3.5 2nd inst courts_Resolved cases_Registry cases (2.2.1+2.2.2+2.2.3)			NAP	NAP	NA	NAP	NAP	NAP	NAP	NAP	-	-
97.3.6 2nd inst courts_Resolved cases_Non litigious land registry cases			NAP	NAP	NAP	NAP	NAP	NAP	NAP	NAP	-	-
97.3.7 2nd inst courts_Resolved cases_Non-litigious business registry cases			NAP	NAP	NAP	NAP	NAP	NAP	NAP	NAP	-	-
97.3.8 2nd inst courts_Resolved cases_Other registry cases			NAP	NAP	NA	NAP	NAP	NAP	NAP	NAP	-	-
97.3.9 2nd inst courts_Resolved cases_Other non-litigious cases			NAP	NAP	NAP	NAP	NAP	NAP	NAP	NAP	-	-
97.3.10 2nd inst courts_Resolved cases_Administrative law cases			NA	NA	NA	NA	NA	NA	NA	NA	-	-
97.3.11 2nd inst courts_Resolved cases_Other cases			NAP	NAP	NA	NA	NAP	NAP	NAP	NAP	-	-
97.4.1 2nd inst courts_Pending cases on 31 Dec. Total of other than criminal law cases (1+2+3+4)			1 945	1 968	NA	1 797	1 951	1 870	1 701	1 576	-	-7,3%
97.4.2 2nd inst courts_Pending cases on 31 Dec. Civil (and commercial) litigious cases			1 945	1 968	1 968	1 797	1 951	1 870	1 701	1 576	-	-7,3%
97.4.3 2nd inst courts_Pending cases on 31 Dec. Non litigious cases (2.1+2.2+2.3)			NAP	NAP	NA	NAP	NAP	NAP	NAP	NAP	-	-
97.4.4 2nd inst courts_Pending cases on 31 Dec. General civil (and commercial) non-litigious cases			NAP	NAP	NAP	NAP	NAP	NAP	NAP	NAP	-	-
97.4.5 2nd inst courts_Pending cases on 31 Dec. Registry cases (2.2.1+2.2.2+2.2.3)			NAP	NAP	NA	NAP	NAP	NAP	NAP	NAP	-	-
97.4.6 2nd inst courts_Pending cases on 31 Dec. Non litigious land registry cases			NAP	NAP	NAP	NAP	NAP	NAP	NAP	NAP	-	-
97.4.7 2nd inst courts_Pending cases on 31 Dec. Non-litigious business registry cases			NAP	NAP	NAP	NAP	NAP	NAP	NAP	NAP	-	-
97.4.8 2nd inst courts_Pending cases on 31 Dec. Other registry cases			NAP	NAP	NA	NAP	NAP	NAP	NAP	NAP	-	-
97.4.9 2nd inst courts_Pending cases on 31 Dec. Other non-litigious cases			NAP	NAP	NAP	NAP	NAP	NAP	NAP	NAP	-	-
97.4.10 2nd inst courts_Pending cases on 31 Dec. Administrative law cases			NA	NA	NA	NA	NA	NA	NA	NA	-	-

Malta

(2012-2021) data tables

Question	2012	2013	2014	2015	2016	2017	2018	2019	2020	2021	Variations for quantitative questions	
											2012-2021	2020-2021
97.4.11 2nd inst courts_Pending cases on 31 Dec. Other cases			NAP	NAP	NA	NA	NAP	NAP	NAP	NAP	-	-
97.5.1 2nd inst courts_Pending more than 2 years - Total of other than criminal law cases (1+2+3+4)			-	-	1 657	758	889	973	908	1 277	-	40,6%
97.5.2 2nd inst courts_Pending more than 2 years - Civil (and commercial) litigious cases			-	-	1 657	758	889	973	908	1 277	-	40,6%
97.5.10 2nd inst courts_Pending more than 2 years - Administrative law cases			-	-	NAP	NA	NA	NA	NA	NA	-	-

Clearance rate and disposition time for second instance other than criminal law cases (Q97)												
CR Total of other than criminal law cases			87,1%	95,6%	NA	117,5%	79,9%	112,4%	129,8%	122,0%	-	(7,75)
CR Civil (and commercial) litigious cases			87,1%	95,6%	105,8%	117,5%	79,9%	112,4%	129,8%	122,0%	-	(7,75)
CR Non litigious cases (2.1+2.2+2.3)			NAP	NAP	NA	NAP	NAP	NAP	NAP	NAP	-	-
CR General civil (and commercial) non-litigious cases			NAP	NAP	NAP	NAP	NAP	NAP	NAP	NAP	-	-
CR Registry cases (2.2.1+2.2.2+2.2.3)			NAP	NAP	NA	NAP	NAP	NAP	NAP	NAP	-	-
CR Non litigious land registry cases			NAP	NAP	NAP	NAP	NAP	NAP	NAP	NAP	-	-
CR Non-litigious business registry cases			NAP	NAP	NAP	NAP	NAP	NAP	NAP	NAP	-	-
CR Other registry cases			NAP	NAP	NA	NAP	NAP	NAP	NAP	NAP	-	-
CR Other non-litigious cases			NAP	NAP	NAP	NAP	NAP	NAP	NAP	NAP	-	-
CR Administrative law cases			NA	NA	NA	NA	NA	NA	NA	NA	-	-
CR Other cases (e.g. insolvency registry cases)			NAP	NAP	NA	NA	NAP	NAP	NAP	NAP	-	-
DT Total of other than criminal law cases			1010	973	NA	796	1120	875	838	567	-	-32,3%
DT Civil (and commercial) litigious cases			1010	973	783	796	1120	875	838	567	-	-32,3%
DT Non litigious cases (2.1+2.2+2.3)			NAP	NAP	NA	NAP	NAP	NAP	NAP	NAP	-	-



Malta

(2012-2021) data tables

Question	2012	2013	2014	2015	2016	2017	2018	2019	2020	2021	Variations for quantitative questions	
											2012-2021	2020-2021
DT General civil (and commercial) non-litigious cases			NAP	NAP	NAP	NAP	NAP	NAP	NAP	NAP	-	-
DT Registry cases (2.2.1+2.2.2+2.2.3)			NAP	NAP	NA	NAP	NAP	NAP	NAP	NAP	-	-
DT Non litigious land registry cases			NAP	NAP	NAP	NAP	NAP	NAP	NAP	NAP	-	-
DT Non-litigious business registry cases			NAP	NAP	NAP	NAP	NAP	NAP	NAP	NAP	-	-
DT Other registry cases			NAP	NAP	NA	NAP	NAP	NAP	NAP	NAP	-	-
DT Other non-litigious cases			NAP	NAP	NAP	NAP	NAP	NAP	NAP	NAP	-	-
DT Administrative law cases			NA	NA	NA	NA	NA	NA	NA	NA	-	-
DT Other cases (e.g. insolvency registry cases)			NAP	NAP	NA	NA	NAP	NAP	NAP	NAP	-	-

Supreme courts' other than criminal law cases (Q99)												
99.1.1 High inst courts_Pending cases on 1 Jan. Total of other than criminal law cases (1+2+3+4)			NAP	NAP	NAP	NAP	NAP	NAP	NAP	NAP	-	-
99.1.2 High inst courts_Pending cases on 1 Jan. Civil (and commercial) litigious cases			NAP	NAP	NAP	NAP	NAP	NAP	NAP	NAP	-	-
99.1.3 High inst courts_Pending cases on 1 Jan. Non litigious cases (2.1+2.2+2.3)			NAP	NAP	NAP	NAP	NAP	NAP	NAP	NAP	-	-
99.1.4 High inst courts_Pending cases on 1 Jan. General civil (and commercial) non-litigious cases			NAP	NAP	NAP	NAP	NAP	NAP	NAP	NAP	-	-
99.1.5 High inst courts_Pending cases on 1 Jan. Registry cases (2.2.1+2.2.2+2.2.3)			NAP	NAP	NAP	NAP	NAP	NAP	NAP	NAP	-	-
99.1.6 High inst courts_Pending cases on 1 Jan. Non litigious land registry cases			NAP	NAP	NAP	NAP	NAP	NAP	NAP	NAP	-	-
99.1.7 High inst courts_Pending cases on 1 Jan. Non-litigious business registry cases			NAP	NAP	NAP	NAP	NAP	NAP	NAP	NAP	-	-
99.1.8 High inst courts_Pending cases on 1 Jan. Other registry cases			NAP	NAP	NAP	NAP	NAP	NAP	NAP	NAP	-	-
99.1.9 High inst courts_Pending cases on 1 Jan. Other non-litigious cases			NAP	NAP	NAP	NAP	NAP	NAP	NAP	NAP	-	-
99.1.10 High inst courts_Pending cases on 1 Jan. Administrative law cases			NAP	NAP	NAP	NAP	NAP	NAP	NAP	NAP	-	-

Malta

(2012-2021) data tables

Question	2012	2013	2014	2015	2016	2017	2018	2019	2020	2021	Variations for quantitative questions	
											2012-2021	2020-2021
99.1.11 High inst courts_Pending cases on 1 Jan. Other cases (e.g. insolvency registry cases)			NAP	NAP	NAP	NAP	NAP	NAP	NAP	NAP	-	-
99.2.1 High inst courts_Incoming cases_Total of other than criminal law cases (1+2+3+4)			NAP	NAP	NAP	NAP	NAP	NAP	NAP	NAP	-	-
99.2.2 High inst courts_Incoming cases_Civil (and commercial) litigious cases			NAP	NAP	NAP	NAP	NAP	NAP	NAP	NAP	-	-
99.2.3 High inst courts_Incoming cases_Non litigious cases (2.1+2.2+2.3)			NAP	NAP	NAP	NAP	NAP	NAP	NAP	NAP	-	-
99.2.4 High inst courts_Incoming cases_General civil (and commercial) non-litigious cases			NAP	NAP	NAP	NAP	NAP	NAP	NAP	NAP	-	-
99.2.5 High inst courts_Incoming cases_Registry cases (2.2.1+2.2.2+2.2.3)			NAP	NAP	NAP	NAP	NAP	NAP	NAP	NAP	-	-
99.2.6 High inst courts_Incoming cases_Non litigious land registry cases			NAP	NAP	NAP	NAP	NAP	NAP	NAP	NAP	-	-
99.2.7 High inst courts_Incoming cases_Non-litigious business registry cases			NAP	NAP	NAP	NAP	NAP	NAP	NAP	NAP	-	-
99.2.8 High inst courts_Incoming cases_Other registry cases			NAP	NAP	NAP	NAP	NAP	NAP	NAP	NAP	-	-
99.2.9 High inst courts_Incoming cases_Other non-litigious cases			NAP	NAP	NAP	NAP	NAP	NAP	NAP	NAP	-	-
99.2.10 High inst courts_Incoming cases_Administrative law cases			NAP	NAP	NAP	NAP	NAP	NAP	NAP	NAP	-	-
99.2.11 High inst courts_Incoming cases_Other cases (e.g. insolvency registry cases)			NAP	NAP	NAP	NAP	NAP	NAP	NAP	NAP	-	-
99.3.1 High inst courts_Resolved cases_Total of other than criminal law cases (1+2+3+4)			NAP	NAP	NAP	NAP	NAP	NAP	NAP	NAP	-	-
99.3.2 High inst courts_Resolved cases_Civil (and commercial) litigious cases			NAP	NAP	NAP	NAP	NAP	NAP	NAP	NAP	-	-
99.3.3 High inst courts_Resolved cases_Non litigious cases (2.1+2.2+2.3)			NAP	NAP	NAP	NAP	NAP	NAP	NAP	NAP	-	-
99.3.4 High inst courts_Resolved cases_General civil (and commercial) non-litigious cases			NAP	NAP	NAP	NAP	NAP	NAP	NAP	NAP	-	-
99.3.5 High inst courts_Resolved cases_Registry cases (2.2.1+2.2.2+2.2.3)			NAP	NAP	NAP	NAP	NAP	NAP	NAP	NAP	-	-
99.3.6 High inst courts_Resolved cases_Non litigious land registry cases			NAP	NAP	NAP	NAP	NAP	NAP	NAP	NAP	-	-
99.3.7 High inst courts_Resolved cases_Non-litigious business registry cases			NAP	NAP	NAP	NAP	NAP	NAP	NAP	NAP	-	-
99.3.8 High inst courts_Resolved cases_Other registry cases			NAP	NAP	NAP	NAP	NAP	NAP	NAP	NAP	-	-

Malta

(2012-2021) data tables

Question	2012	2013	2014	2015	2016	2017	2018	2019	2020	2021	Variations for quantitative questions	
											2012-2021	2020-2021
99.3.9 High inst courts_Resolved cases_Other non-litigious cases			NAP	NAP	NAP	NAP	NAP	NAP	NAP	NAP	-	-
99.3.10 High inst courts_Resolved cases_Administrative law cases			NAP	NAP	NAP	NAP	NAP	NAP	NAP	NAP	-	-
99.3.11 High inst courts_Resolved cases_Other cases (e.g. insolvency registry cases)			NAP	NAP	NAP	NAP	NAP	NAP	NAP	NAP	-	-
99.4.1 High inst courts_Pending cases on 31 Dec. Total of other than criminal law cases (1+2+3+4)			NAP	NAP	NAP	NAP	NAP	NAP	NAP	NAP	-	-
99.4.2 High inst courts_Pending cases on 31 Dec. Civil (and commercial) litigious cases			NAP	NAP	NAP	NAP	NAP	NAP	NAP	NAP	-	-
99.4.3 High inst courts_Pending cases on 31 Dec. Non litigious cases (2.1+2.2+2.3)			NAP	NAP	NAP	NAP	NAP	NAP	NAP	NAP	-	-
99.4.4 High inst courts_Pending cases on 31 Dec. General civil (and commercial) non-litigious cases			NAP	NAP	NAP	NAP	NAP	NAP	NAP	NAP	-	-
99.4.5 High inst courts_Pending cases on 31 Dec. Registry cases (2.2.1+2.2.2+2.2.3)			NAP	NAP	NAP	NAP	NAP	NAP	NAP	NAP	-	-
99.4.6 High inst courts_Pending cases on 31 Dec. Non litigious land registry cases			NAP	NAP	NAP	NAP	NAP	NAP	NAP	NAP	-	-
99.4.7 High inst courts_Pending cases on 31 Dec. Non-litigious business registry cases			NAP	NAP	NAP	NAP	NAP	NAP	NAP	NAP	-	-
99.4.8 High inst courts_Pending cases on 31 Dec. Other registry cases			NAP	NAP	NAP	NAP	NAP	NAP	NAP	NAP	-	-
99.4.9 High inst courts_Pending cases on 31 Dec. Other non-litigious cases			NAP	NAP	NAP	NAP	NAP	NAP	NAP	NAP	-	-
99.4.10 High inst courts_Pending cases on 31 Dec. Administrative law cases			NAP	NAP	NAP	NAP	NAP	NAP	NAP	NAP	-	-
99.4.11 High inst courts_Pending cases on 31 Dec. Other cases (e.g. insolvency registry cases)			NAP	NAP	NAP	NAP	NAP	NAP	NAP	NAP	-	-
99.5.1 High inst courts_Pending more than 2 years - Total of other than criminal law cases (1+2+3+4)			-	-	NAP	NAP	NAP	NAP	NAP	NAP	-	-
99.5.2 High inst courts_Pending more than 2 years - Civil (and commercial) litigious cases			-	-	NAP	NAP	NAP	NAP	NAP	NAP	-	-
99.5.10 High inst courts_Pending more than 2 years - Administrative law cases			-	-	NAP	NAP	NAP	NAP	NAP	NAP	-	-
Clearance rate and disposition time for Supreme courts' other than criminal law cases (Q97)												
CR Total of other than criminal law cases			NAP	NAP	NAP	NAP	NAP	NAP	NAP	NAP	-	-
CR Civil (and commercial) litigious cases			NAP	NAP	NAP	NAP	NAP	NAP	NAP	NAP	-	-

Malta

(2012-2021) data tables

Question	2012	2013	2014	2015	2016	2017	2018	2019	2020	2021	Variations for quantitative questions	
											2012-2021	2020-2021
CR Non litigious cases (2.1+2.2+2.3)			NAP	NAP	NAP	NAP	NAP	NAP	NAP	NAP	-	-
CR General civil (and commercial) non-litigious cases			NAP	NAP	NAP	NAP	NAP	NAP	NAP	NAP	-	-
CR Registry cases (2.2.1+2.2.2+2.2.3)			NAP	NAP	NAP	NAP	NAP	NAP	NAP	NAP	-	-
CR Non litigious land registry cases			NAP	NAP	NAP	NAP	NAP	NAP	NAP	NAP	-	-
CR Non-litigious business registry cases			NAP	NAP	NAP	NAP	NAP	NAP	NAP	NAP	-	-
CR Other registry cases			NAP	NAP	NAP	NAP	NAP	NAP	NAP	NAP	-	-
CR Other non-litigious cases			NAP	NAP	NAP	NAP	NAP	NAP	NAP	NAP	-	-
CR Administrative law cases			NAP	NAP	NAP	NAP	NAP	NAP	NAP	NAP	-	-
CR Other cases (e.g. insolvency registry cases)			NAP	NAP	NAP	NAP	NAP	NAP	NAP	NAP	-	-
DT Total of other than criminal law cases			NAP	NAP	NAP	NAP	NAP	NAP	NAP	NAP	-	-
DT Civil (and commercial) litigious cases			NAP	NAP	NAP	NAP	NAP	NAP	NAP	NAP	-	-
DT Non litigious cases (2.1+2.2+2.3)			NAP	NAP	NAP	NAP	NAP	NAP	NAP	NAP	-	-
DT General civil (and commercial) non-litigious cases			NAP	NAP	NAP	NAP	NAP	NAP	NAP	NAP	-	-
DT Registry cases (2.2.1+2.2.2+2.2.3)			NAP	NAP	NAP	NAP	NAP	NAP	NAP	NAP	-	-
DT Non litigious land registry cases			NAP	NAP	NAP	NAP	NAP	NAP	NAP	NAP	-	-
DT Non-litigious business registry cases			NAP	NAP	NAP	NAP	NAP	NAP	NAP	NAP	-	-
DT Other registry cases			NAP	NAP	NAP	NAP	NAP	NAP	NAP	NAP	-	-
DT Other non-litigious cases			NAP	NAP	NAP	NAP	NAP	NAP	NAP	NAP	-	-
DT Administrative law cases			NAP	NAP	NAP	NAP	NAP	NAP	NAP	NAP	-	-
DT Other cases (e.g. insolvency registry cases)			NAP	NAP	NAP	NAP	NAP	NAP	NAP	NAP	-	-

Malta

(2012-2021) data tables

Question	2012	2013	2014	2015	2016	2017	2018	2019	2020	2021	Variations for quantitative questions	
											2012-2021	2020-2021
First instance criminal law cases (Q94)												
094.1.1 Total - pending 1 Jan									11 899	15 883	-	33,5%
094.1.2 Severe cases - pending 1 Jan									NA	NA	-	-
094.1.3 Misdemeanour cases - pending 1 Jan									NA	NA	-	-
094.1.4 Other - pending 1 Jan									NA	NA	-	-
094.2.1 Total -incoming									11 086	11 628	-	4,9%
094.2.2 Severe cases - incoming									NA	NA	-	-
094.2.3 Misdemeanour cases - incoming									NA	NA	-	-
094.2.4 Other - incoming									NA	NA	-	-
094.3.1 Total - resolved									7 321	10 195	-	39,3%
094.3.2 Severe cases -resolved									NA	NA	-	-
094.3.3 Misdemeanour cases - resolved									NA	NA	-	-
094.3.4 Other - resolved									NA	NA	-	-
094.4.1 Total - pending 31 Dec									15 883	15 806	-	-0,5%
094.4.2 Severe cases - pending 31 Dec									NA	NA	-	-
094.4.3 Misdemeanour cases - pending 31 Dec									NA	NA	-	-
094.4.4 Other - pending 31 Dec									NA	NA	-	-
094.5.1 Total - pending more then 2 years									NA	NA	-	-
094.5.2 Severe cases - pending more then 2 years									NA	NA	-	-

Malta

(2012-2021) data tables

Question	2012	2013	2014	2015	2016	2017	2018	2019	2020	2021	Variations for quantitative questions	
											2012-2021	2020-2021
094.5.3 Misdemeanour cases - pending more then 2 years									NA	NA	-	-
094.5.4 Other - pending more then 2 years									NA	NA	-	-
Clearance rate and disposition time for first instance criminal law cases (Q94)												
CR of Total									66,0%	87,7%	-	21,6
CR of Severe cases									NA	NA	-	-
CR of Misdemeanour cases									NA	NA	-	-
CR of Other									NA	NA	-	-
DT of Total									792	566	-	-28,5%
DT of Severe cases									NA	NA	-	-
DT of Misdemeanour cases									NA	NA	-	-
DT of Other									NA	NA	-	-
Second instance criminal law cases (Q98)												
098.1.1 Total - pending 1 Jan									843	691	-	-18,0%
098.1.2 Severe cases - pending 1 Jan									NA	NA	-	-
098.1.3 Misdemeanour cases - pending 1 Jan									NA	NA	-	-
098.1.4 Other - pending 1 Jan									NA	NA	-	-
098.2.1 Total -incoming									311	515	-	65,6%
098.2.2 Severe cases - incoming									NA	NA	-	-
098.2.3 Misdemeanour cases - incoming									NA	NA	-	-

Malta

(2012-2021) data tables

Question	2012	2013	2014	2015	2016	2017	2018	2019	2020	2021	Variations for quantitative questions	
											2012-2021	2020-2021
098.2.4 Other - incoming									NA	NA	-	-
098.3.1 Total - resolved									463	487	-	5,2%
098.3.2 Severe cases -resolved									NA	NA	-	-
098.3.3 Misdemeanour cases - resolved									NA	NA	-	-
098.3.4 Other - resolved									NA	NA	-	-
098.4.1 Total - pending 31 Dec									691	723	-	4,6%
098.4.2 Severe cases - pending 31 Dec									NA	NA	-	-
098.4.3 Misdemeanour cases - pending 31 Dec									NA	NA	-	-
098.4.4 Other - pending 31 Dec									NA	NA	-	-
098.5.1 Total - pending more then 2 years									NA	NA	-	-
098.5.2 Severe cases - pending more then 2 years									NA	NA	-	-
098.5.3 Misdemeanour cases - pending more then 2 years									NA	NA	-	-
098.5.4 Other - pending more then 2 years									NA	NA	-	-
Clearance rate and disposition time for second instance criminal law cases (Q98)												
CR of Total									148,9%	94,6%	-	(36,48)
CR o2 Severe cases									NA	NA	-	-
CR of Misdemeanour cases									NA	NA	-	-
CR of Other									NA	NA	-	-
DT of Total									545	542	-	-0,5%

Malta

(2012-2021) data tables

Question	2012	2013	2014	2015	2016	2017	2018	2019	2020	2021	Variations for quantitative questions	
											2012-2021	2020-2021
DT of Severe cases									NA	NA	-	-
DT of Misdemeanour cases									NA	NA	-	-
DT of Other									NA	NA	-	-
Supreme courts' criminal law cases (Q100)												
100.1.1 Total - pending 1 Jan									NAP	NAP	-	-
100.1.2 Severe cases - pending 1 Jan									NAP	NAP	-	-
100.1.3 Misdemeanour cases - pending 1 Jan									NAP	NAP	-	-
100.1.4 Other - pending 1 Jan									NAP	NAP	-	-
100.2.1 Total -incoming									NAP	NAP	-	-
100.2.2 Severe cases - incoming									NAP	NAP	-	-
100.2.3 Misdemeanour cases - incoming									NAP	NAP	-	-
100.2.4 Other - incoming									NAP	NAP	-	-
100.3.1 Total - resolved									NAP	NAP	-	-
100.3.2 Severe cases -resolved									NAP	NAP	-	-
100.3.3 Misdemeanour cases - resolved									NAP	NAP	-	-
100.3.4 Other - resolved									NAP	NAP	-	-
100.4.1 Total - pending 31 Dec									NAP	NAP	-	-
100.4.2 Severe cases - pending 31 Dec									NAP	NAP	-	-
100.4.3 Misdemeanour cases - pending 31 Dec									NAP	NAP	-	-
100.4.4 Other - pending 31 Dec									NAP	NAP	-	-



Malta

(2012-2021) data tables

Question	2012	2013	2014	2015	2016	2017	2018	2019	2020	2021	Variations for quantitative questions	
											2012-2021	2020-2021
100.5.1 Total - pending more then 2 years									NAP	NAP	-	-
100.5.2 Severe cases - pending more then 2 years									NAP	NAP	-	-
100.5.3 Misdemeanour cases - pending more then 2 years									NAP	NAP	-	-
100.5.4 Other - pending more then 2 years									NAP	NAP	-	-
Clearance rate and disposition time for supreme courts' criminal law cases (Q100)												
CR of Total									NAP	NAP	-	-
CR of Severe cases									NAP	NAP	-	-
CR of Misdemeanour cases									NAP	NAP	-	-
CR of Other									NAP	NAP	-	-
DT of Total									NAP	NAP	-	-
DT of Severe cases									NAP	NAP	-	-
DT of Misdemeanour cases									NAP	NAP	-	-
DT of Other									NAP	NAP	-	-
Indicator 4: Public prosecution services												
(Q107, Q107-1, Q109)												
1. Pending cases on 1 Jan. ref. year									11 899	15 883	-	33,5%
2. Incoming/received cases									NA	NA	-	-
3. Processed cases (3.1 + 3.2 + 3.3 + 3.4)									NA	NA	-	-
3.1. Discontinued during the reference year (3.1.1+3.1.2+3.1.3+3.1.4.)									NA	NA	-	-

Malta

(2012-2021) data tables

Question	2012	2013	2014	2015	2016	2017	2018	2019	2020	2021	Variations for quantitative questions	
											2012-2021	2020-2021
3.1.1 Discontinued by the public prosecutor because the offender could not be identified									NA	NA	-	-
3.1.2 Discontinued by the public prosecutor due to the lack of an established offence or a specific legal situation									NA	NA	-	-
3.1.3 Discontinued by the public prosecutor for reasons of opportunity									NA	NA	-	-
3.1.4 Discontinued for other reasons									NA	NA	-	-
3.2. Concluded by a penalty or a measure imposed or negotiated by the public prosecutor									NAP	NAP	-	-
3.3. Cases closed by the public prosecutor for other reasons									NA	NA	-	-
3.4. Cases brought to court									11 086	11 624	-	4,9%
4. Pending cases on 31 Dec. ref. year									15 883	15 806	-	-0,5%
Public prosecution: Ratio of processed cases with incoming cases									NA	NA	-	-
Public prosecution: Ratio of pending cases with incoming cases									NA	NA	-	-
Number of cases concluded with the guilty plea procedure - Total									NAP	NAP	-	-
Number of cases concluded with the guilty plea procedure - Total - Severe criminal cases									NAP	NAP	-	-
Number of cases concluded with the guilty plea procedure - Total - Misdemeanour and / or minor criminal cases									NAP	NAP	-	-
Number of cases concluded with the guilty plea procedure - Before the main trial - Total									NAP	NAP	-	-
Number of cases concluded with the guilty plea procedure - Before the main trial - Severe criminal cases									NAP	NAP	-	-
Number of cases concluded with the guilty plea procedure - Before the main trial - Misdemeanour and / or minor criminal cases									NAP	NAP	-	-

Malta

(2012-2021) data tables

Question	2012	2013	2014	2015	2016	2017	2018	2019	2020	2021	Variations for quantitative questions	
											2012-2021	2020-2021
Number of cases concluded with the guilty plea procedure - During the main trial - Total									NAP	NAP	-	-
Number of cases concluded with the guilty plea procedure - During the main trial - Severe criminal cases									NAP	NAP	-	-
Number of cases concluded with the guilty plea procedure - During the main trial - Misdemeanour and / or minor criminal cases									NAP	NAP	-	-
Budget of public prosecution services (Q13)												
Total approved annual public budget allocated to the public prosecution services in €	1 828 559	1 757 000	1 900 000	2 116 000	2 200 000	2 500 000	2 630 000	2 750 000	2 500 000	2 250 000	23,0%	-10,00%
Total implemented annual public budget allocated to the public prosecution services in €	-	-	NA	2 350 041	2 340 000	2 484 390	2 656 005	2 888 321	2 746 631	3 001 578	-	9,28%
Approved annual public budget allocated to training of public prosecution services in € (included in the total)	-	-	-	-	-	-	NA	NA	NA	5 400	-	-
Implemented annual public budget allocated to training of public prosecution services in € (included in the total)	-	-	-	-	-	-	NA	NA	NA	26 552	-	-

Indicator 5: Access to justice												
Legal aid												
(Q16, Q18, Q19, Q20, Q20-1)												
16.1.1 Legal aid applies to representation in court (criminal cases)	Yes	-	Yes	Yes	True	True	True	True	True	True	True	
16.1.2 Legal aid applies to legal advice (criminal cases)	No	-	No	No	False	False	True	True	True	True	True	
16.2.1 Legal aid applies to representation in court (other than criminal cases)	Yes	-	Yes	Yes	True	True	True	True	True	True	True	
16.2.2 Legal aid applies to legal advice (other than criminal cases)	No	-	No	No	False	False	True	True	True	True	True	

Malta

(2012-2021) data tables

Question	2012	2013	2014	2015	2016	2017	2018	2019	2020	2021	Variations for quantitative questions	
											2012-2021	2020-2021
18.1.1 Legal aid for the enforcement of judicial decisions					True	True	True	True	True	True		
19.1.1 Legal aid granted for other costs - criminal cases									False	False		
19.1.2 Legal aid granted for other costs - other than criminal cases									False	False		
020.1.1 Total									946	963	-	0,02
020.1.2 Total - criminal cases									626	698	-	0,12
020.1.3 Total - other than criminal cases									320	265	-	(0,17)
020.2.1 Total brought to court									755	803	-	0,06
020.2.2 Brought to court - criminal cases									626	538	-	(0,14)
020.2.3 Brought to court - other then criminal									129	265	-	1,05
020.3.1 Total not brought to court									191	160	-	(0,16)
020.3.2 Not brought to court - criminal cases									NAP	160	-	-
020.3.3 Not brought to court - other then criminal									191	NAP	-	-
020-1.1.1 Maximum duration prescribed in law/regulation									NA	NA	-	-
020-1.1.2 Average duration									19	19	-	-
System for compensating users												
(Q37)												
037.1.1 Requests for compensation - Total									NAP	NAP	-	-
037.1.2 Requests for compensation - Excessive length of proceedings									NAP	NAP	-	-
037.1.3 Requests for compensation - Non-execution of court decisions									NAP	NAP	-	-
037.1.4 Requests for compensation - Wrongful arrest									NAP	NA	-	-

Malta

(2012-2021) data tables

Question	2012	2013	2014	2015	2016	2017	2018	2019	2020	2021	Variations for quantitative questions	
											2012-2021	2020-2021
037.1.5 Requests for compensation - Wrongful conviction									NA	NA	-	-
037.1.6 Requests for compensation - Other									NAP	NAP	-	-
037.2.1 Condemnations - Total									NAP	NAP	-	-
037.2.2 Condemnations - Excessive length of proceedings									NAP	NAP	-	-
037.2.3 Condemnations - Non-execution of court decisions									NAP	NAP	-	-
037.2.4 Condemnations - Wrongful arrest									NAP	NA	-	-
037.2.5 Condemnations - Wrongful conviction									NA	NA	-	-
037.2.6 Condemnations - Other									NAP	NAP	-	-
037.3.1 Amount - Total									NAP	NAP	-	-
037.3.2 Amount - Excessive length of proceedings									NAP	NAP	-	-
037.3.3 Amount - Non-execution of court decisions									NAP	NAP	-	-
037.3.4 Amount - Wrongful arrest									NAP	NA	-	-
037.3.5 Amount - Wrongful conviction									NA	NA	-	-
037.3.6 Amount - Other									NAP	NAP	-	-
Indicator 6: The ICT tools of courts and for court users												
(Q62-7, Q62-7-1, Q62-8, Q62-8-1, Q63-6, Q63-7, Q63-7-1)												
62-7 Writing assistance tools coordinated at national level							True	True	True	True		
62-7-1.1 Deployment rate in civil matter							10-49%	10-49%	10-49%	10-49%		
62-7-1.2 Deployment rate in criminal matter							10-49%	10-49%	10-49%	10-49%		

Malta

(2012-2021) data tables

Question	2012	2013	2014	2015	2016	2017	2018	2019	2020	2021	Variations for quantitative questions	
											2012-2021	2020-2021
62-7-1.3 Deployment rate in administrative matter							10-49%	10-49%	10-49%	10-49%		
62-8 Voice recording tools							True	True	True	True		
62-8-1.1.1 Availability of simple dictation tools in civil matter							in all courts	in all courts	in all courts			
62-8-1.1.2 Availability of simple dictation tools in criminal matter							in all courts	in all courts	in all courts			
62-8-1.1.3 Availability of simple dictation tools in administrative matter							in all courts	in all courts	in all courts			
62-8-1.2.1 Availability of multiple speakers recording tools in civil matter							in all courts	in all courts	in all courts	in all courts		
62-8-1.2.2 Availability of multiple speakers recording tools in criminal matter							in all courts	in all courts	in all courts	in all courts		
62-8-1.2.3 Availability of multiple speakers recording tools in administrative matter							in all courts	in all courts	in all courts	in all courts		
62-8-1.3.1 Availability of voice recognition in civil matter							No	No	No	Pilot testing		
62-8-1.3.2 Availability of voice recognition in criminal matter							No	No	No	No		
62-8-1.3.3 Availability of voice recognition in administrative matter							No	No	No	No		
063-6.1.1 Budgetary and financial management of courts (deployment rate)						-	100%	100%	100%	100%		
063-6.1.2 Justice expenses management (deployment rate)						-	100%	100%	100%	100%		
063-6.1.3 Other financial management tools (deployment rate)						-	NA	NA	NA	NA		
063-6.2.1 Budgetary and financial management of courts (Data consolidated at national level)						-	True	True	True	True		
063-6.2.2 Justice expenses management (Data consolidated at national level)						-	True	True	True	True		
063-6.2.3 Other financial management tools (Data consolidated at national level)						-	False	NA	NA	NA		
063-6.3.1 Budgetary and financial management of courts (System communicating with other ministries)						-	True	True	True	True		
063-6.3.2 Justice expenses management (System communicating with other ministries)						-	True	True	True	True		
063-6.3.3 Other financial management tools (System communicating with other ministries)						-	False	NA	NA	NA		

Malta

(2012-2021) data tables

Question	2012	2013	2014	2015	2016	2017	2018	2019	2020	2021	Variations for quantitative questions	
											2012-2021	2020-2021
63-7.1 Measurement tools to assess the workload							True	True	True	True		
63-7-1.1.1 Deployment rate - workload of judges							100%	100%	100%	100%		
63-7-1.1.2 Deployment rate - workload of prosecutors							10-49%	10-49%	10-49%	10-49%		
63-7-1.1.3 Deployment rate - workload of non-judge and non-prosecutor staff							NA	NA	0% (NAP)	0% (NAP)		
63-7-1.2.1 Monitoring on national level - judges							NA	False	False	False		
63-7-1.2.2 Monitoring on national level - prosecutors							NA	False	False	False		
63-7-1.2.2 Monitoring on national level - non-judge and non-prosecutor staff							NA	True	True	True		
63-7-1.3.1 Monitoring on court level - judges							NA	NA	False	False		
63-7-1.3.2 Monitoring on court level - prosecutors							NA	NA	False	False		
63-7-1.3.3 Monitoring on court level - non-judge and non-prosecutor staff							NA	NA	False	False		

Indicator 7: Professionals of justice												
(Q46, Q46-2, Q52, Q52-1, Q55, Q60, Q4, Q132, Q133, Q144, Q145, Q146)												
46.1.1 Total Number of professional judges	40	42	41	42	45	43	45	43	42	47	17,5%	11,9%
46.1.2 Number of 1st inst professional judges	34	36	33	34	36	34	34	32	33	39	14,7%	18,2%
46.1.3 Number of 2nd inst professional judges	6	6	8	8	9	9	11	11	9	8	33,3%	-11,1%
46.1.4 Number of Supreme court professional judges	NAP	NAP	NAP	NAP	NAP	NAP	NAP	NAP	NAP	NAP	-	-
46.2.1 Number of professional judges_males	26	27	25	24	26	23	22	19	18	22	-15,4%	22,2%
46.2.2 Number of 1st instance professional judges_males	20	21	18	17	18	15	14	10	11	15	-25,0%	36,4%
46.2.3 Number of 2nd instance professional judges_males	6	6	7	7	8	8	8	9	7	7	16,7%	0,0%

# Malta

## (2012-2021) data tables

Question	2012	2013	2014	2015	2016	2017	2018	2019	2020	2021	Variations for quantitative questions	
											2012-2021	2020-2021
46.2.4 Number of Supreme court professional judges_males	NAP	NAP	NAP	NAP	NAP	NAP	NAP	NAP	NAP	NAP	-	-
46.3.1 Number of professional judges_females	14	15	16	18	19	20	23	24	24	25	78,6%	4,2%
46.3.2 Number of 1st inst professional judges_females	14	15	15	17	18	19	20	22	22	24	71,4%	9,1%
46.3.3 Number of 2nd inst professional judges_females	-	-	1	1	1	1	3	2	2	1	-	-50,0%
46.3.4 Number of Supreme court professional judges_females	NAP	NAP	NAP	NAP	NAP	NAP	NAP	NAP	NAP	NAP	-	-
046-2.1.1 Number of professional judges (FTE) - Total	-	-	-	-	-	-	-	-	42	47	-	11,9%
046-2.1.2 Professional judges of first instance (FTE) - Total	-	-	-	-	-	-	-	-	33	39	-	18,2%
046-2.1.3 Professional judges of second instance (FTE) - Total	-	-	-	-	-	-	-	-	9	8	-	-11,1%
046-2.1.4 Professional judges of supreme court (FTE) - Total	-	-	-	-	-	-	-	-	NAP	NAP	-	-
046-2.2.1 Number of professional judges (FTE) - Civil and commercial	-	-	-	-	-	-	-	-	22	22	-	0,0%
046-2.2.2 Professional judges of first instance (FTE) - Civil and commercial	-	-	-	-	-	-	-	-	17	17	-	0,0%
046-2.2.3 Professional judges of second instance (FTE) - Civil and commercial	-	-	-	-	-	-	-	-	5	5	-	0,0%
046-2.2.4 Professional judges of supreme court (FTE) - Civil and commercial	-	-	-	-	-	-	-	-	NAP	NAP	-	-
046-2.3.1 Number of professional judges (FTE) - Criminal	-	-	-	-	-	-	-	-	17	22	-	29,4%
046-2.3.2 Professional judges of first instance (FTE) - Criminal	-	-	-	-	-	-	-	-	13	19	-	46,2%
046-2.3.3 Professional judges of second instance (FTE) - Criminal	-	-	-	-	-	-	-	-	4	3	-	-25,0%
046-2.3.4 Professional judges of supreme court (FTE) - Criminal	-	-	-	-	-	-	-	-	NAP	NAP	-	-
046-2.4.1 Number of professional judges (FTE) - Administrative	-	-	-	-	-	-	-	-	3	3	-	0,0%
046-2.4.2 Professional judges of first instance (FTE) - Administrative	-	-	-	-	-	-	-	-	3	3	-	0,0%
046-2.4.3 Professional judges of second instance (FTE) - Administrative	-	-	-	-	-	-	-	-	NA	NA	-	-



# Malta

## (2012-2021) data tables

Question	2012	2013	2014	2015	2016	2017	2018	2019	2020	2021	Variations for quantitative questions	
											2012-2021	2020-2021
046-2.4.4 Professional judges of supreme court (FTE) - Administrative	-	-	-	-	-	-	-	-	NAP	NAP	-	-
046-2.5.1 Number of professional judges (FTE) - Other	-	-	-	-	-	-	-	-	NAP	NAP	-	-
046-2.5.2 Professional judges of first instance (FTE) - Other	-	-	-	-	-	-	-	-	NAP	NAP	-	-
046-2.5.3 Professional judges of second instance (FTE) - Other	-	-	-	-	-	-	-	-	NAP	NAP	-	-
046-2.5.4 Professional judges of supreme court (FTE) - Other	-	-	-	-	-	-	-	-	NAP	NAP	-	-
52.1.1 Total Number of non judge staff who are working in courts	360	451	389	393	383	394	413	412	396	449	24,7%	13,4%
52.1.2 Number of Non judge staff (Rechtspfleger)	NAP	NAP	NAP	NAP	NAP	NAP	NAP	NAP	NAP	NAP	-	-
52.1.3 Number of Non-judge staff assisting the judges	213	156	231	239	227	231	247	262	246	277	30,0%	12,6%
52.1.4 Number of Staff in charge of administrative tasks	111	103	59	60	59	56	61	52	53	57	-48,6%	7,5%
52.1.5 Number of Technical staff	8	8	9	5	7	9	9	6	4	8	0,0%	100,0%
52.1.6 Number of Other non judge staff	28	36	90	89	90	98	96	92	93	107	282,1%	15,1%
52.2.1 Total Number of non judge staff who are working in courts(men)	NA	451	NA	187	180	177	183	172	166	208	-	25,3%
52.2.2 Number of Non judge staff (Rechtspfleger)(men)	NAP	NAP	NAP	NAP	NAP	NAP	NAP	NAP	NAP	NAP	-	-
52.2.3 Number of Non-judge staff assisting the judges(men)	NA	156	73	73	69	64	69	69	64	84	-	31,3%
52.2.4 Number of Staff in charge of administrative tasks(men)	NA	103	NA	40	36	29	30	24	25	32	-	28,0%
52.2.5 Number of Technical staff(men)	NA	8	9	5	7	9	9	6	4	7	-	75,0%
52.2.6 Number of Other non judge staff(men)	NA	36	70	69	68	75	75	73	73	85	-	16,4%
52.3.1 Total Number of non judge staff who are working in courts(women)	NA	-	NA	206	203	217	230	240	230	241	-	4,8%
52.3.2 Number of Non judge staff (Rechtspfleger)(women)	NAP	NAP	NAP	NAP	NAP	NAP	NAP	NAP	NAP	NAP	-	-
52.3.3 Number of Non-judge staff assisting the judges(women)	NA	-	158	166	158	167	178	193	182	193	-	6,0%

# Malta

## (2012-2021) data tables

Question	2012	2013	2014	2015	2016	2017	2018	2019	2020	2021	Variations for quantitative questions	
											2012-2021	2020-2021
52.3.4 Number of Staff in charge of administrative tasks(women)	NA	-	NA	20	23	27	31	28	28	25	-	-10,7%
52.3.5 Number of Technical staff(women)	NA	-	-	-	-	-	-	-	-	1	-	-
52.3.6 Number of Other non judge staff(women)	NA	-	20	20	22	23	21	19	20	22	-	10,0%
052-1.1.1 Non-judge staff (Total)									NA	NA	-	-
052-1.1.2 Non-judge staff at first instance (total)									NA	NA	-	-
052-1.1.3 Non-judge staff at second instance (total)									NA	NA	-	-
052-1.1.4 Non-judge staff at Supreme court (total)									NA	NA	-	-
052-1.2.1 Non-judge staff (Males)									NA	NA	-	-
052-1.2.2 Non-judge staff at first instance (males)									NA	NA	-	-
052-1.2.3 Non-judge staff at second instance (males)									NA	NA	-	-
052-1.2.4 Non-judge staff at Supreme court (males)									NA	NA	-	-
052-1.3.1 Non-judge staff (females)									NA	NA	-	-
052-1.3.2 Non-judge staff at first instance (females)									NA	NA	-	-
052-1.3.3 Non-judge staff at second instance (females)									NA	NA	-	-
052-1.3.4 Non-judge staff at supreme court (females)									NA	NA	-	-
055.1.1 Prosecutors (total)									38	37	-	-2,6%
055.1.2 Prosecutors (1st inst.)									NAP	NAP	-	-
055.1.3 Prosecutors (2nd inst.)									NAP	NAP	-	-
055.1.4 Prosecutors (Highest instance)									NAP	NAP	-	-
055.2.1 Prosecutors - Males -total									20	21	-	5,0%

# Malta

## (2012-2021) data tables

Question	2012	2013	2014	2015	2016	2017	2018	2019	2020	2021	Variations for quantitative questions	
											2012-2021	2020-2021
055.2.2 Prosecutors - Males, 1st inst.									NAP	NAP	-	-
055.2.3 Prosecutors - Males, 2nd inst.									NAP	NAP	-	-
055.2.4 Prosecutors - Males, Supreme courts									NAP	NAP	-	-
055.3.1 Prosecutors - Females, Total									18	16	-	-11,1%
055.3.2 Prosecutors - Females, 1st inst.									NAP	NAP	-	-
055.3.3 Prosecutors - Females, 2nd inst.									NAP	NAP	-	-
055.3.4 Prosecutors - Females, Supreme courts									NAP	NAP	-	-
060.1.1 Number of non-prosecutor staff Total									21	21	-	0,0%
060.2.1 Number of non-prosecutor staff Males									11	11	-	0,0%
060.3.1 Number of non-prosecutor staff Females									10	10	-	0,0%
004 Annual average salary in the country									18 923 £	19 755 £	-	4,4%
132.1.1 Gross annual salary, in € - Professional judge at the beginning of career									95 215 £	96 176 £	-	1,0%
132.1.2 Gross annual salary, in € - Judge of the Supreme Court									103 246 £	104 336 £	-	1,1%
132.1.3 Gross annual salary, in € - Public prosecutor at the beginning of career									43 505 £	44 496 £	-	2,3%
132.1.4 Gross annual salary, in € - Public prosecutor of the Supreme Court or the Highest Appellate Instance									NAP	NAP	-	-
132.2.1 Net annual salary, in € - Professional judge at the beginning of career									68 770 £	69 531 £	-	1,1%
132.2.2 Net annual salary, in € - Judge of the Supreme Court									74 587 £	77 306 £	-	3,6%
132.2.3 Net annual salary, in € - Public prosecutor at the beginning of career									32 855 £	33 571 £	-	2,2%
132.2.4 Net annual salary, in € - Public prosecutor of the Supreme Court or the Highest Appellate Instance									NAP	NAP	-	-
133.1.1.1 - Additional benefits for judges - Reduced taxation									False	False		

Malta

(2012-2021) data tables

Question	2012	2013	2014	2015	2016	2017	2018	2019	2020	2021	Variations for quantitative questions	
											2012-2021	2020-2021
133.1.2.1 - Additional benefits for judges - Special pension									True	True		
133.1.3.1 - Additional benefits for judges - Housing									False	False		
133.1.4.1 - Additional benefits for judges - Other financial benefit									True	True		
133.2.1.1 - Additional benefits for prosecutors - Reduced taxation									False	False		
133.2.2.1 - Additional benefits for prosecutors - Special pension									True	True		
133.2.3.1 - Additional benefits for prosecutors - Housing									False	False		
133.2.4.1 - Additional benefits for prosecutors - Other financial benefit									True	True		
144.1.1 Disciplinary procedures for Judges - Total number (1+2+3+4)									NA	NA	-	-
144.1.2 Disciplinary procedures for Judges - 1. Breach of professional ethics									NA	NA	-	-
144.1.3 Disciplinary procedures for Judges - 2. Professional inadequacy									NA	NA	-	-
144.1.4 Disciplinary procedures for Judges - 3. Criminal offence									NA	NA	-	-
144.1.5 Disciplinary procedures for Judges - 4. Other									NA	NA	-	-
144.2.1 Disciplinary procedures for Prosecutors - Total number (1+2+3+4)									NA	NA	-	-
144.2.2 Disciplinary procedures for Prosecutors - 1. Breach of professional ethics									NA	NA	-	-
144.2.3 Disciplinary procedures for Prosecutors - 2. Professional inadequacy									NA	NA	-	-
144.2.4 Disciplinary procedures for Prosecutors - 3. Criminal offence									NA	NA	-	-
144.2.5 Disciplinary procedures for Prosecutors - 4. Other									NA	NA	-	-
145.1.1 Sanctions against Judges - Total number (total 1 to 9)									NA	NA	-	-
145.1.2 Sanctions against Judges - 1. Reprimand									NA	NA	-	-
145.1.3 Sanctions against Judges - 2. Suspension									NA	NA	-	-

Malta

(2012-2021) data tables

Question	2012	2013	2014	2015	2016	2017	2018	2019	2020	2021	Variations for quantitative questions	
											2012-2021	2020-2021
145.1.4 Sanctions against Judges - 3. Withdrawal from cases									NA	NA	-	-
145.1.5 Sanctions against Judges - 4. Fine									NA	NA	-	-
145.1.6 Sanctions against Judges - 5. Temporary reduction of salary									NA	NA	-	-
145.1.7 Sanctions against Judges - 6. Position downgrade									NA	NA	-	-
145.1.8 Sanctions against Judges - 7. Transfer to another geographical (court) location									NA	NA	-	-
145.1.9 Sanctions against Judges - 8. Resignation									NA	NA	-	-
145.1.10 Sanctions against Judges - 9. Other									NA	NA	-	-
145.1.11 Sanctions against Judges - 10. Dismissal									NA	NA	-	-
145.2.1 Sanctions against Prosecutors - Total number (total 1 to 9)									NA	NA	-	-
145.2.2 Sanctions against Prosecutors - 1. Reprimand									NA	NA	-	-
145.2.3 Sanctions against Prosecutors - 2. Suspension									NA	NA	-	-
145.2.4 Sanctions against Prosecutors - 3. Withdrawal from cases									NA	NA	-	-
145.2.5 Sanctions against Prosecutors - 4. Fine									NA	NA	-	-
145.2.6 Sanctions against Prosecutors - 5. Temporary reduction of salary									NA	NA	-	-
145.2.7 Sanctions against Prosecutors - 6. Position downgrade									NA	NA	-	-
145.2.8 Sanctions against Prosecutors - 7. Transfer to another geographical (court) location									NA	NA	-	-
145.2.9 Sanctions against Prosecutors - 8. Resignation									NA	NA	-	-
145.2.10 Sanctions against Prosecutors - 9. Other									NA	NA	-	-
145.2.11 Sanctions against Prosecutors - 10. Dismissal									NA	NA	-	-
Lawyers												
(Q146, Q147, Q148)												

Malta

(2012-2021) data tables

Question	2012	2013	2014	2015	2016	2017	2018	2019	2020	2021	Variations for quantitative questions	
											2012-2021	2020-2021
146.1.1 Total number of lawyers practising	1 400	1 112	1 485	1 569	1 327	1 473	1 535	1 648	1 762	1 316	-6,0%	-25,3%
146.2.1 Practicing lawyers - man							749	793	834	610	-	-26,9%
146.3.1 Practicing lawyers - woman							786	855	928	706	-	-23,9%
147 Does this figure include “legal advisors” who cannot represent their clients in court (for example, some solicitors or in-house counsellors)?			No	No	False	False	False	False	False	False	-	-
148 Number of legal advisors who cannot represent their clients in court:			NAP	58	76	101	135	140	158	161	-	1,9%

Indicator 8: The existence and use of alternative dispute resolution methods												
(Q166, Q157)												
166 Number of accredited or registered mediators who practice judicial mediation:	69	69	61	61	66	69	67	67	66	71	2,9%	7,6%
167.1.1 Total number started					1 896	1 911	NA	2 104	1 668	1 821	-	9,2%
167. 1.2 Civil and commercial cases - started					NAP	NAP	NAP	1	5	7	-	40,0%
167. 1.2 Family cases - started					1 896	1 911	2 059	2 103	1 663	1 814	-	9,1%
167.1.4 Administrative cases - started					NAP	NAP	NAP	NAP	NAP	NAP	-	-
167.1.5 Labour cases including employment dismissal cases - started					NAP	NAP	NAP	NAP	NAP	NAP	-	-
167.1.6. Criminal cases - started					NAP	NAP	NAP	NAP	NAP	NAP	-	-
167.1.7 Consumer cases - started					-	-	NAP	NAP	NAP	NAP	-	-

Key: Variation of more than (+ -) 30%