

CEPEJ Study on the judicial systems in the EU Member States - Country fiche

Judiciary at a glance in Luxembourg

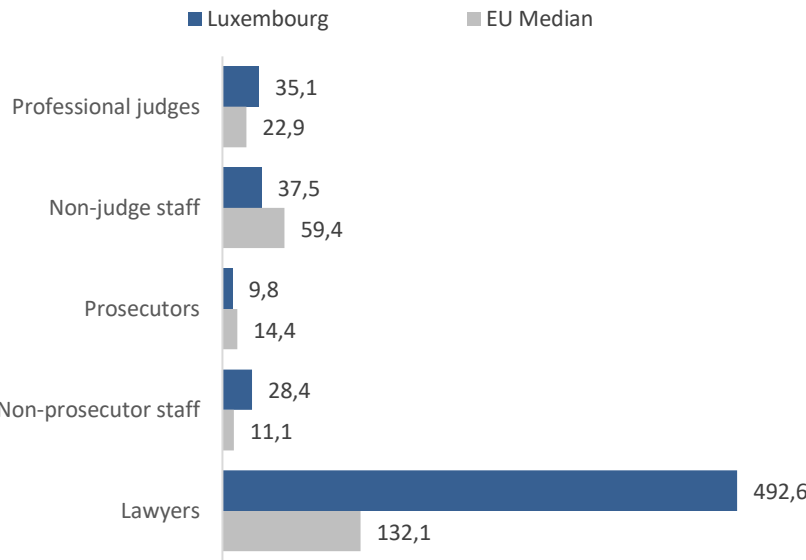
(2022 data)

General data

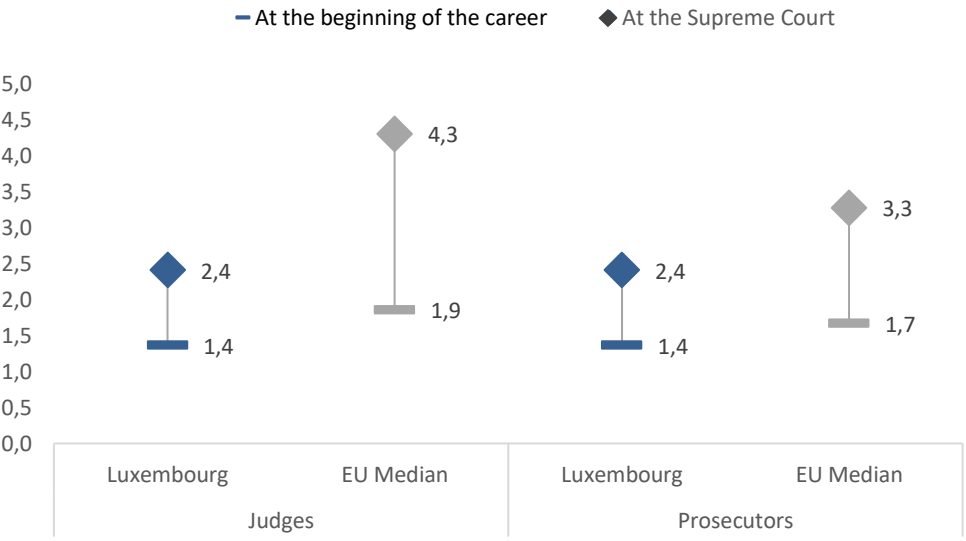
Population: 660 809 **GDP per capita:** 119 200 € **Average annual salary:** 70 583 €

Professionals

Judicial professionals per 100 000 inhabitants

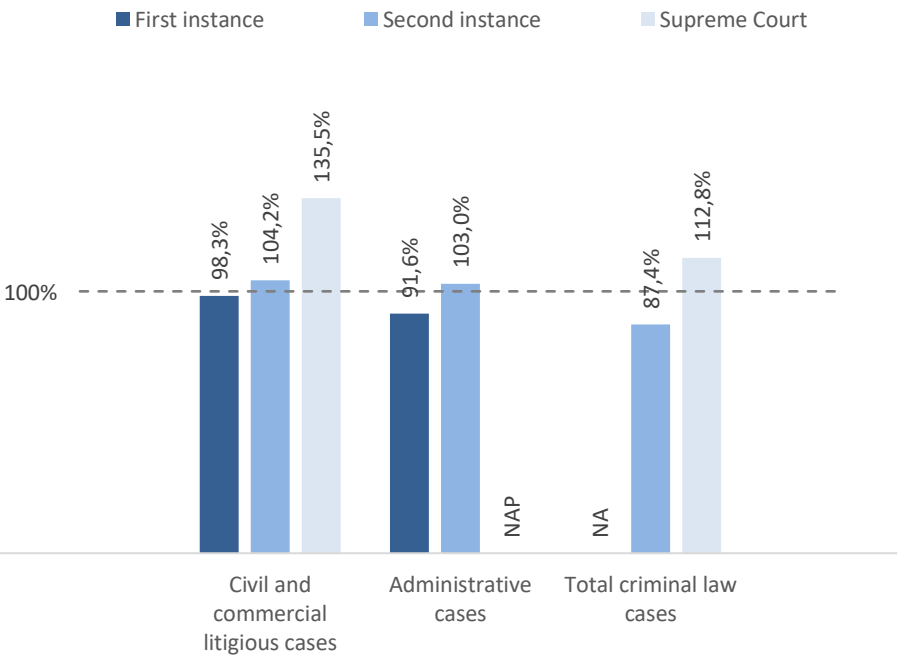


Gross salaries of judges and prosecutors vs average annual salary in 2022

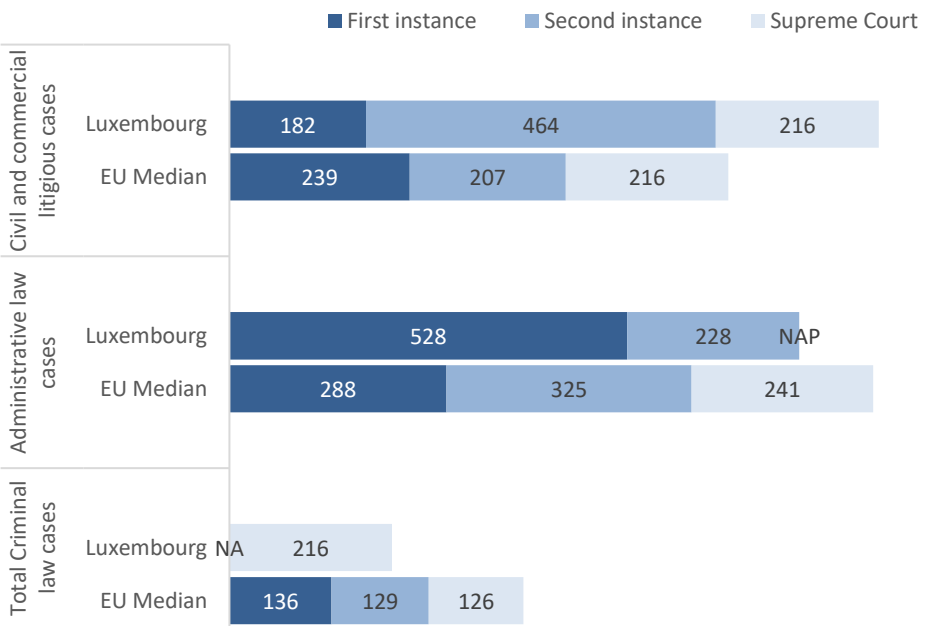


Efficiency

Clearance Rate by instance and by matter in 2022 (%)

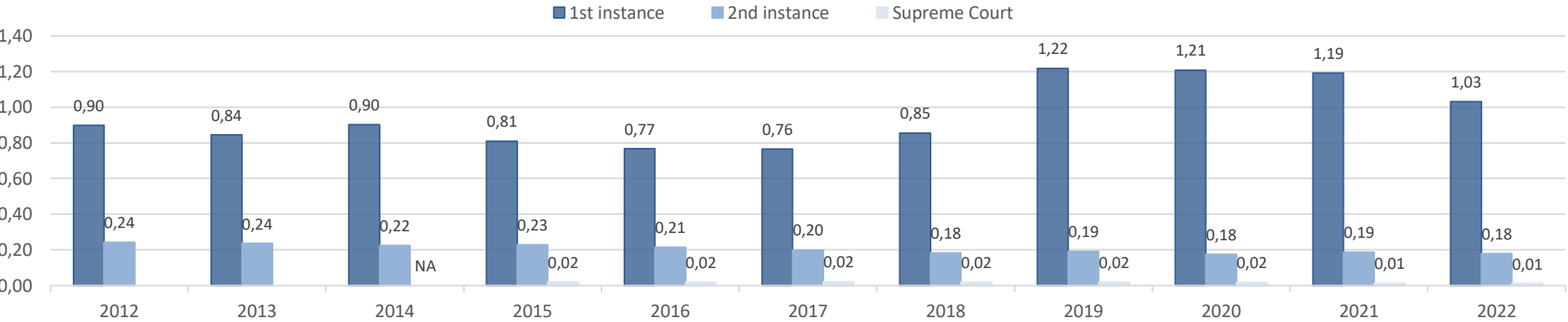


Disposition Time by instance and by matter in 2022 (days)



Incoming cases per 100 inhabitants

Incoming Civil (and commercial) litigious cases per 100 inhabitants*



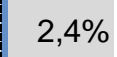

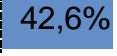
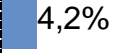





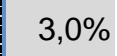
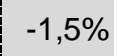







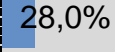
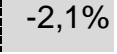



* Please note that the Supreme Court data prior to 2014 were not collected.


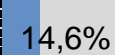
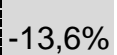

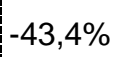
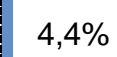
CEPEJ (2023) 17rev part 2 - Luxembourg


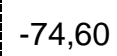
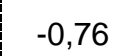
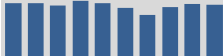

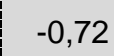
Synthesis table for the main indicators for:



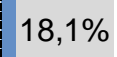

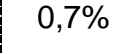
Luxembourg


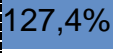
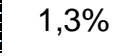


Economic and demographic data	2012	2013	2014	2015	2016	2017	2018	2019	2020	2021	2022	Trend 2012-2022	Variations	
													2012-2022	2021-2022
Population	525 000	550 000	563 000	563 000	590 700	602 005	613 900	626 108	634 730	645 397	660 809		 25,9%	 2,4%
GDP per capita	83 600	83 400	88 500	88 500	90 700	92 026	95 943	101 446	101 056	114 400	119 200		 42,6%	 4,2%
Exchange rate (local currency needed to obtain 1€)	NAP	NAP	NAP	NAP	NAP	NAP	NAP	NAP	NAP	NAP	NAP		NAP	NAP
Average annual salary							61 720	63 015	66 524	67 574	70 583			 4,5%

Resources per 100 000 inh.	2012	2013	2014	2015	2016	2017	2018	2019	2020	2021	2022	Trend 2012-2022	2012-2022	2021-2022
Professional judges	34,10	32,73	32,68	32,50	31,66	32,89	36,16	36,10	36,08	35,64	35,11		 3,0%	 -1,5%
Non-judge staff	NA	36,00	34,81	34,99	33,86	33,22	35,84	35,94	35,13	37,03	37,53		NA	 1,3%
Public prosecutors									9,77	9,76	9,84			 0,8%
Non-prosecutors staff									23,63	26,65	28,45			 6,8%
Lawyers	384,76	400,55	387,21	412,61	403,08	431,39	487,54	465,41	485,25	503,10	492,58		 28,0%	 -2,1%
Mediators	20,95	23,64	23,98	19,54	29,29	23,92	32,25	36,26	37,50	37,96	40,86		 95,0%	 7,6%

First instance incoming cases per 100 inhab.	2012	2013	2014	2015	2016	2017	2018	2019	2020	2021	2022	Trends 2012-2021	2012-2022	2021-2022
Civil and commercial litigious cases	0,90	0,84	0,90	0,81	0,77	0,76	0,85	1,22	1,21	1,19	1,03		 14,6%	 -13,6%
Administrative law cases	0,31	0,25	0,24	0,22	0,20	0,20	0,20	0,23	0,17	0,17	0,17		 -43,4%	 4,4%
Total criminal law cases									NA	NA	NA			NA

First instance performance indicators (Clearance Rate)	2012	2013	2014	2015	2016	2017	2018	2019	2020	2021	2022	Trends 2012-2021	2012-2022 (percentage points)	2021-2022 (percentage points)
CR civil and commercial litigious cases	173%	182%	97%	105%	100%	96%	93%	88%	93%	99%	98%		 -74,60	 -0,76
CR administrative law cases	70%	94%	94%	91%	98%	94%	86%	75%	87%	92%	92%		 21,79	 -0,72
CR total criminal law cases									NA	NA	NA			NA

First instance performance indicators (Disposition Time)	2012	2013	2014	2015	2016	2017	2018	2019	2020	2021	2022	Trend 2012-2022	2012-2022	2021-2022
DT civil and commercial litigious cases (days)	73	53	103	86	91	108	123	139	161	154	182		 148,2%	 18,1%
DT administrative law cases (days)	NA	NA	NA	NA	NA	NA	NA	NA	513	524	528		NA	 0,7%
DT total criminal law cases (days)									NA	NA	NA			NA

First instance pending cases per 100 inhab. on 31 dec.	2012	2013	2014	2015	2016	2017	2018	2019	2020	2021	2022	Trend 2012-2022	2012-2022	2021-2022
Civil and commercial litigious cases	0,31	0,22	0,25	0,20	0,19	0,22	0,27	0,41	0,49	0,50	0,50		 127,4%	 1,3%
Administrative law cases	NA	NA	NA	NA	NA	NA	NA	NA	0,21	0,22	0,23		NA	 4,3%
Total criminal law cases									NA	NA	NA			NA

Second instance performance indicators (Clearance Rate)	2012	2013	2014	2015	2016	2017	2018	2019	2020	2021	2022	Trend 2012-2022	2012-2022 (percentage points)	2021-2022 (percentage points)
CR civil and commercial litigious cases				100%	106%	118%	115%	103%	105%	98%	104%			6,39
CR administrative law cases				104%	102%	97%	103%	96%	73%	124%	103%			-21,51
CR total criminal law cases									110%	114%	87%			-26,70
Second instance performance indicators (Disposition Time)	2012	2013	2014	2015	2016	2017	2018	2019	2020	2021	2022	Trend 2012-2022	2012-2022	2021-2022
DT civil and commercial litigious cases (days)				601	553	466	467	488	497	501	464			-7,3%
DT administrative law cases (days)				202	228	211	222	285	421	225	228			1,5%
DT total criminal law cases (days)									NA	NA	NA			NA
Supreme court performance indicators (Clearance Rate)	2012	2013	2014	2015	2016	2017	2018	2019	2020	2021	2022	Trend 2012-2022	2012-2022 (percentage points)	2021-2022 (percentage points)
CR civil and commercial litigious cases				90%	100%	78%	95%	96%	100%	126%	136%			9,92
CR administrative law cases				NAP	NAP	NAP	NAP	NAP	NAP	NAP	NAP			NAP
CR total criminal law cases									119%	100%	113%			12,82
Supreme court performance indicators (Disposition Time)	2012	2013	2014	2015	2016	2017	2018	2019	2020	2021	2022	Trend 2012-2022	2012-2022	2021-2022
DT civil and commercial litigious cases (days)				287	276	398	408	358	368	312	216			-30,7%
DT administrative law cases (days)				NAP	NAP	NAP	NAP	NAP	NAP	NAP	NAP			NAP
DT total criminal law cases (days)									226	226	216			-4,7%

1. Judicial organisation in Luxembourg (2022 data)

In Luxembourg in 2022, the number of courts considered as legal entities is 13. Namely, there are 7 courts of general jurisdiction and 6 specialised courts.

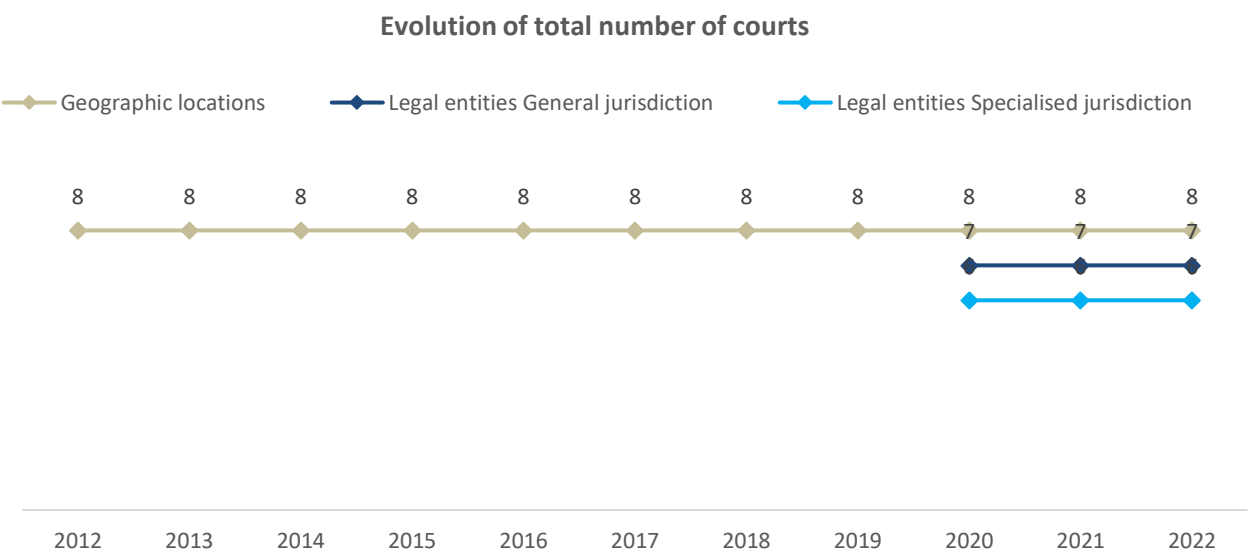
The 7 legal entities of general jurisdiction encompass 5 first instance courts, namely 3 Justices of the peace and 2 District courts, one Appellate court and one Cassation Court. It is noteworthy that the Court of appeal and the Court of cassation are both part of the Supreme Court of Justice.

Among the 6 specialised courts, 3 act at first instance and 3 are higher instance courts.

In terms of geographic locations, there are 8 courts among which 3 are of first instance.

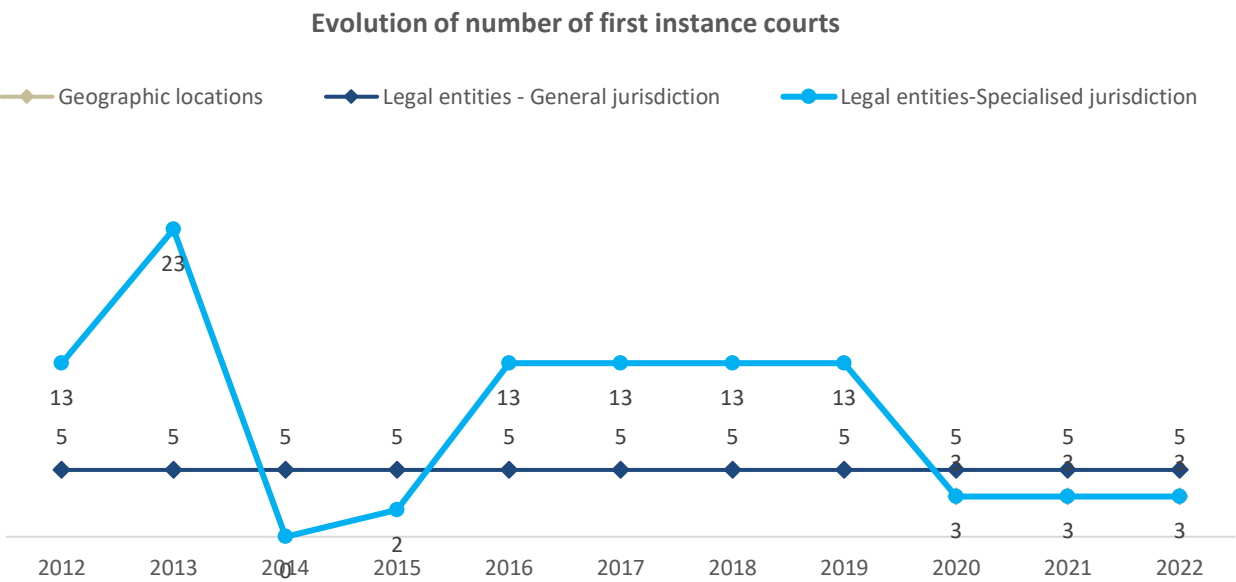
Evolution of total number of courts

Total number of courts	Geographic locations	Legal entities	
		General jurisdiction	Specialised jurisdiction
2012	8		
2013	8		
2014	8		
2015	8		
2016	8		
2017	8		
2018	8		
2019	8		
2020	8	7	6
2021	8	7	6
2022	8	7	6

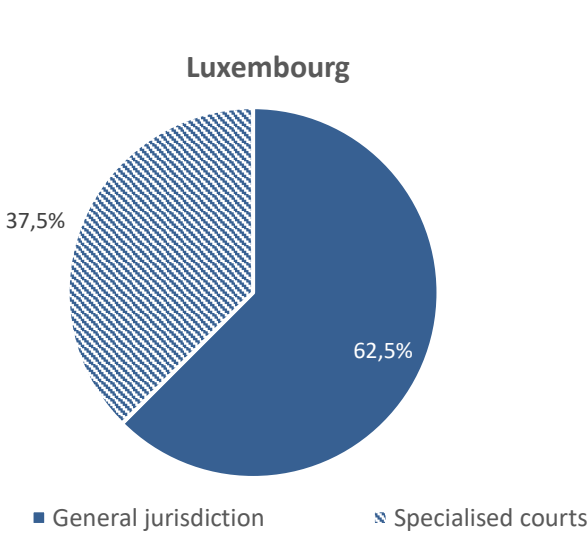


Evolution of number of first instance courts

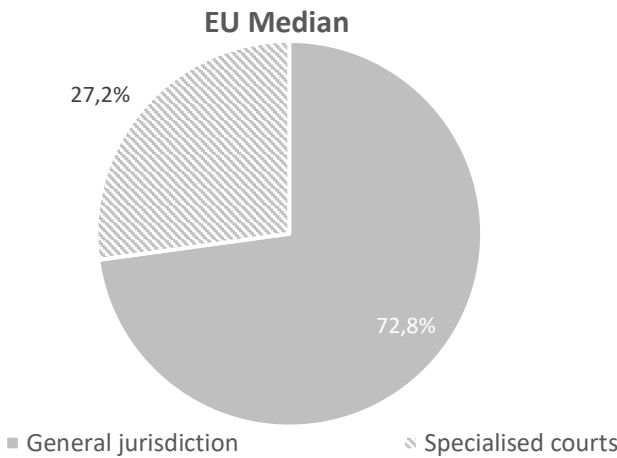
First instance courts	Geographic locations	Legal entities	
		General jurisdiction	Specialised jurisdiction
2012		5	13
2013		5	23
2014		5	0
2015		5	2
2016		5	13
2017		5	13
2018		5	13
2019		5	13
2020	3	5	3
2021	3	5	3
2022	3	5	3



It is worth recalling that starting from 2020, data on specialised courts are presented in terms of legal entities.



Distribution of first instance general jurisdiction and specialised courts



The distribution between first instance general jurisdiction courts and first instance specialised courts in Luxembourg is 62,5% - 37,5% (distribution tendency in EU: 72,8% - 27,2%).

Specialised Courts

Specialised courts	First instance	Higher instance
Total	3	3
Commercial courts (excluded insolvency courts)	NAP	NAP
Insolvency courts	NAP	NAP
Labour courts	NAP	NAP
Family courts	NAP	NAP
Rent and tenancies courts	NAP	NAP
Enforcement of criminal sanctions courts	NAP	NAP
Fight against terrorism, organised crime and corruption	NAP	NAP
Internet related disputes	NAP	NAP
Administrative courts	1	1
Insurance and / or social welfare courts	1	1
Military courts	1	1
Juvenile courts	NAP	NAP
Other specialised courts	NAP	NAP

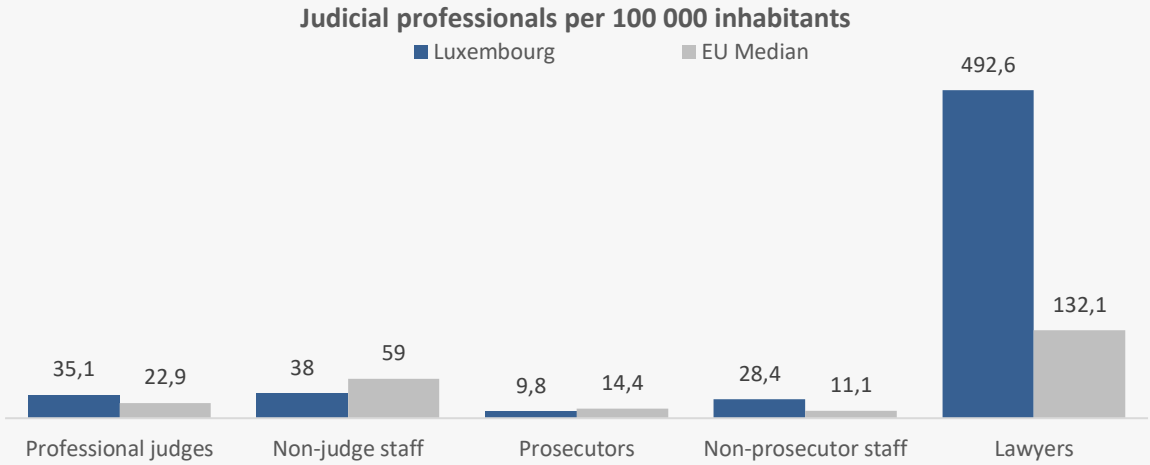
In Luxembourg, courts of general jurisdiction are organized into specialized sections. For example, the commercial courts (which also deal with insolvency cases) are specialized sections of the district court. Only the administrative, military and social security courts of first instance are autonomous.

2. Professionals of justice in Luxembourg (2022 data)

Judicial professionals (summary)

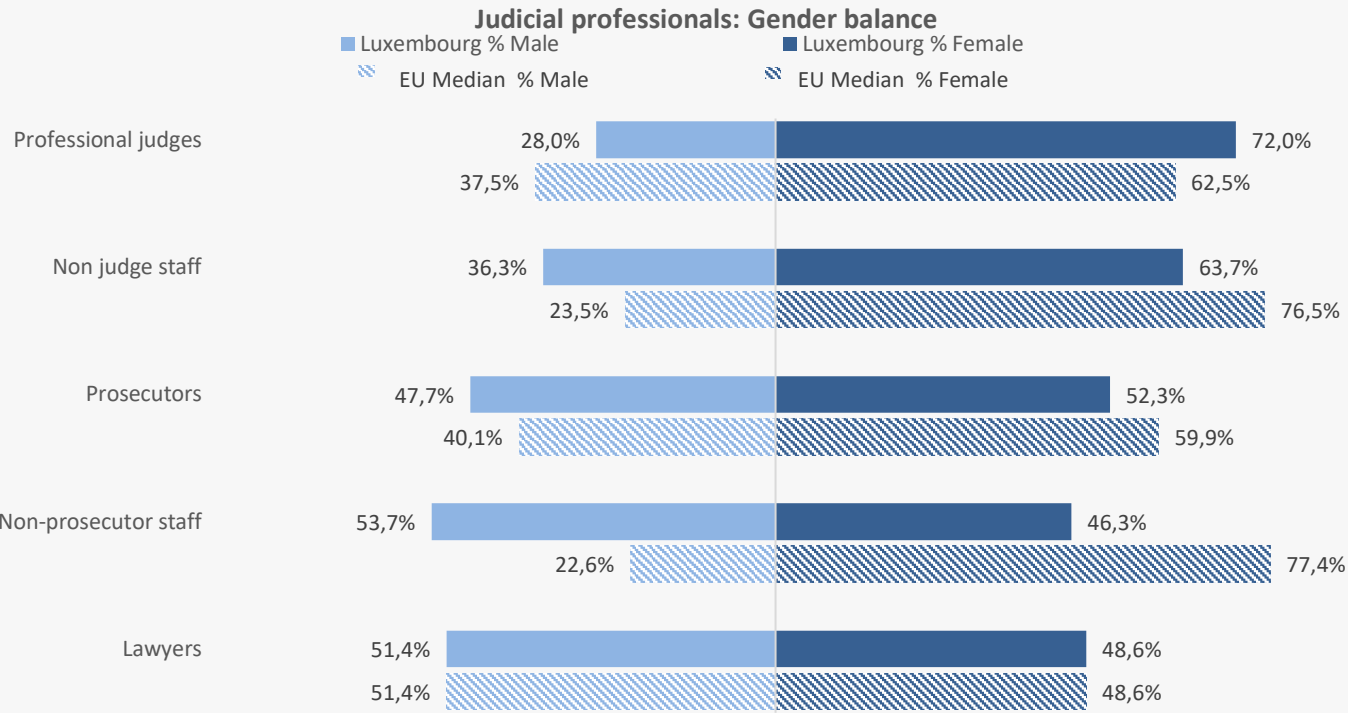
Judicial professionals in absolute number and per 100 000 inhabitants

	Absolute number	Per 100 000 inhabitants	EU Median
Professional judges	232	35,1	22,9
Non-judge staff	248	38	59
Prosecutors	65	9,8	14,4
Non-prosecutor staff	188	28,4	11,1
Lawyers	3 255	492,6	132,1



Judicial professionals: Gender balance

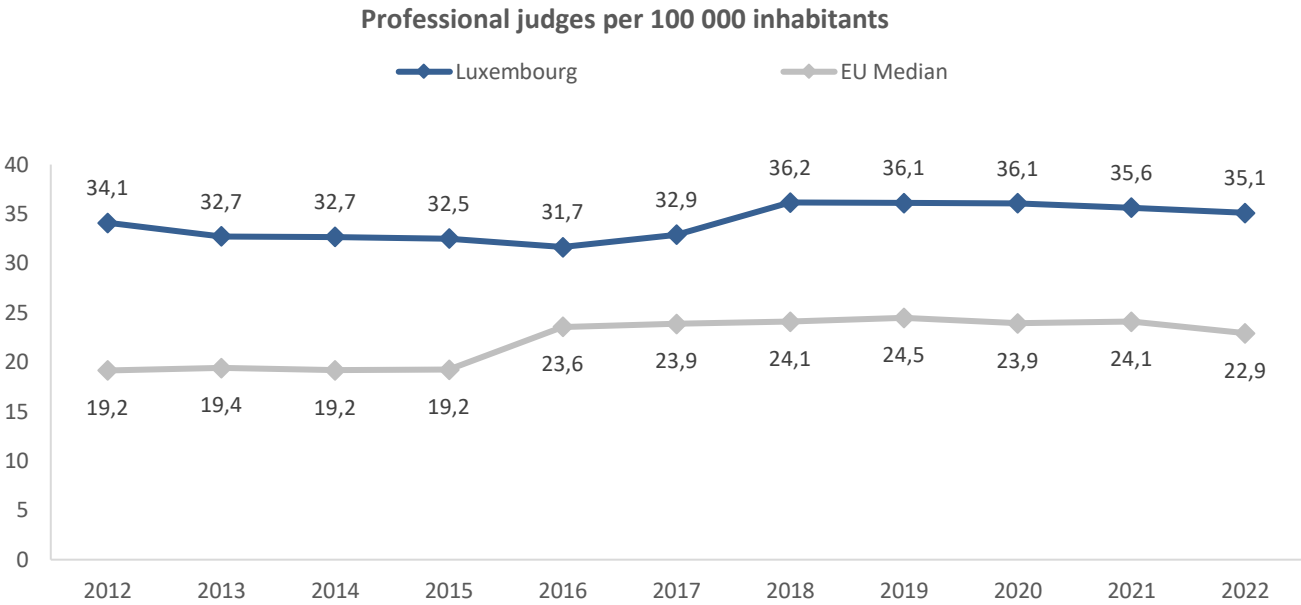
	% Male	% Female
Professional judges	28,0%	72,0%
Non judge staff	36,3%	63,7%
Prosecutors	47,7%	52,3%
Non-prosecutor staff	53,7%	46,3%
Lawyers	51,4%	48,6%



Professional judges

Evolution of the number of professional judges since 2012 (Q46)

Number of professional judges	Absolute Number	Per 100 000 inhabitants	
	Luxembourg	Luxembourg	EU Median
2012	179	34,1	19,2
2013	180	32,7	19,4
2014	184	32,7	19,2
2015	183	32,5	19,2
2016	187	31,7	23,6
2017	198	32,9	23,9
2018	222	36,2	24,1
2019	226	36,1	24,5
2020	229	36,1	23,9
2021	230	35,6	24,1
2022	232	35,1	22,9

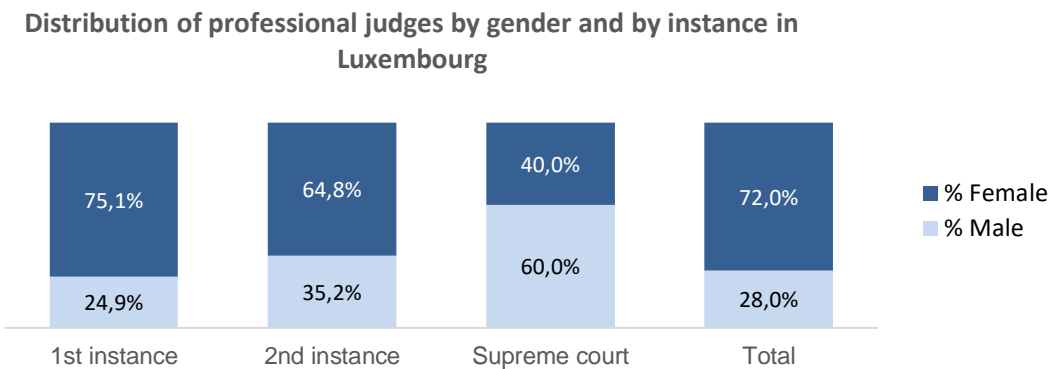
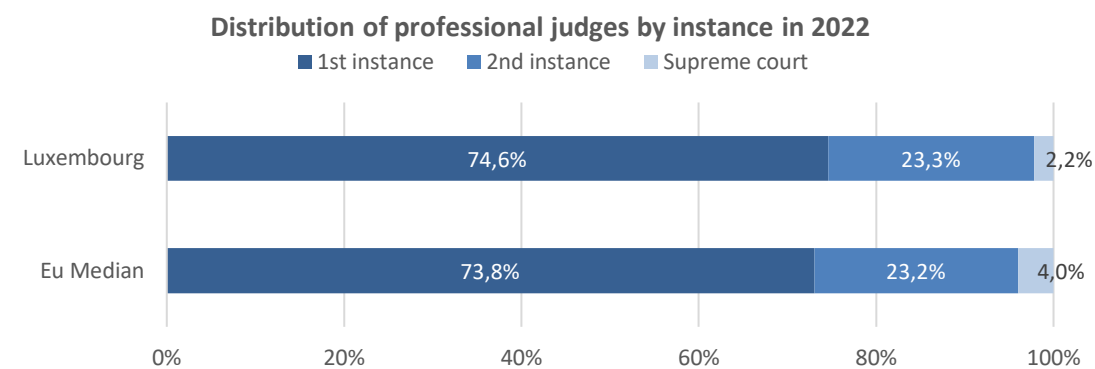


According to 2022 data, the total number of professional judges sitting in courts (all instances) in Luxembourg is 232, which is 0,9% more than in previous cycle.

More precisely, in Luxembourg, there are 35,1 professional judges per 100 000 inhabitants (this figure is above the EU median of 22,9 judges per 100 000 inhabitants)

Absolute number of professional judges by instance and gender

Professional judges 2022	Total	Distribution by instance	Male	Female	% Male	% Female
1st instance	173	74,6%	43	130	24,9%	75,1%
2nd instance	54	23,3%	19	35	35,2%	64,8%
Supreme court	5	2,2%	3	2	60,0%	40,0%
Total	232		65	167	28,0%	72,0%



In this cycle, the total number of female professional judges (all instances) is 167, which represents 72,0% of the total number of judges.

The total number of judges is distributed among the different judicial instances in the following way: 173 are sitting in the first instance courts (of which 130 are female); 54 are sitting in the second instance courts (of which 35 are female) and 5 are sitting at the Supreme Court (of which 2 are female).

Compared with the EU distribution of professional judges per instance, a similar trend is observed in Luxembourg, with very close values for first and second instance judges, while third instance judges are less numerous in Luxembourg.

As regards the distribution of the number of judges among the different judicial instances, Luxembourg presents some peculiarities which should be mentioned. Namely, the number of first instance professional judges includes judges of the district courts, judges of the justices of the peace and judges of the administrative tribunal. The number of second instance professional judges includes judges of the Court of appeal of the Superior court of justice and judges of the Administrative court. The number of professional judges at the Supreme court level includes only judges of the Court of cassation.

As regards the distribution male/Female, it has to be specified female judges have a large majority at first and second instances.

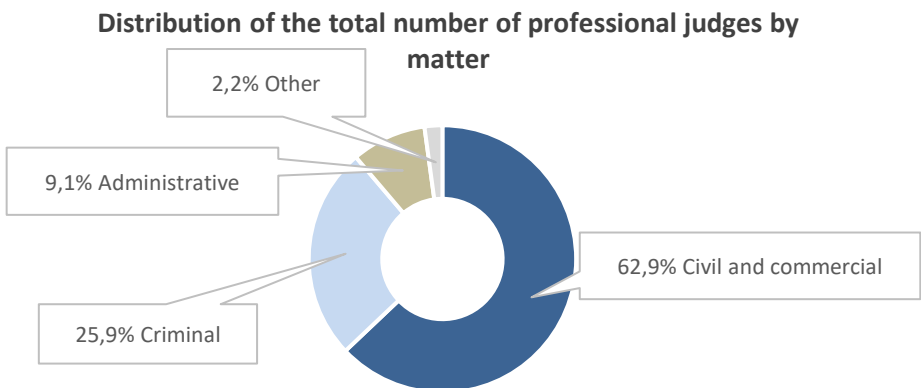
Absolute number of professional judges by instance and matter

Professional judges 2022	Total	Civil and commercial	Criminal	Administrative	Other
1st instance	173	107	50	16	NAP
2nd instance	54	39	10	5	NAP
Supreme court	5	NAP	NAP	NAP	5
Total	232	146	60	21	5

In Luxembourg, the distribution of judges by categories of cases is possible as presented in the graph below.

Distribution of professional judges by instance and matter

Distribution of Professional judges by instance and matter 2022	Civil and commercial	Criminal	Administrative	Other
1st instance	61,8%	28,9%	9,2%	NAP
2nd instance	72,2%	18,5%	9,3%	NAP
Supreme court	NAP	NAP	NAP	100,0%
Total	62,9%	25,9%	9,1%	2,2%

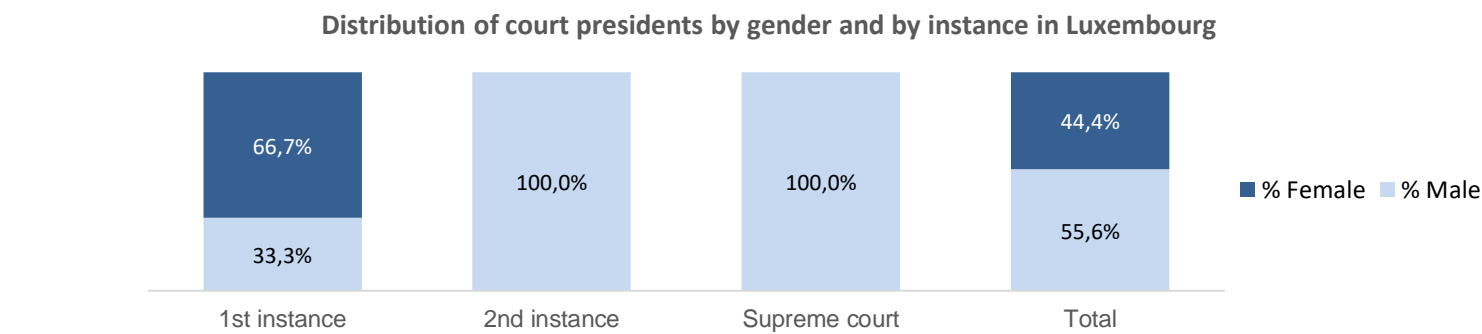


The 5 judges of the Supreme Court, namely the Court of Cassation, deal with criminal, civil and commercial matters.

Court presidents

Absolute number of court presidents by instance and gender

Court presidents 2022	Total	Distribution by instance	Male	Female	% Male	% Female
1st instance	6	66,7%	2	4	33,3%	66,7%
2nd instance	2	22,2%	2	0	100,0%	0,0%
Supreme court	1	11,1%	1	0	100,0%	0,0%
Total	9		5	4	55,6%	44,4%



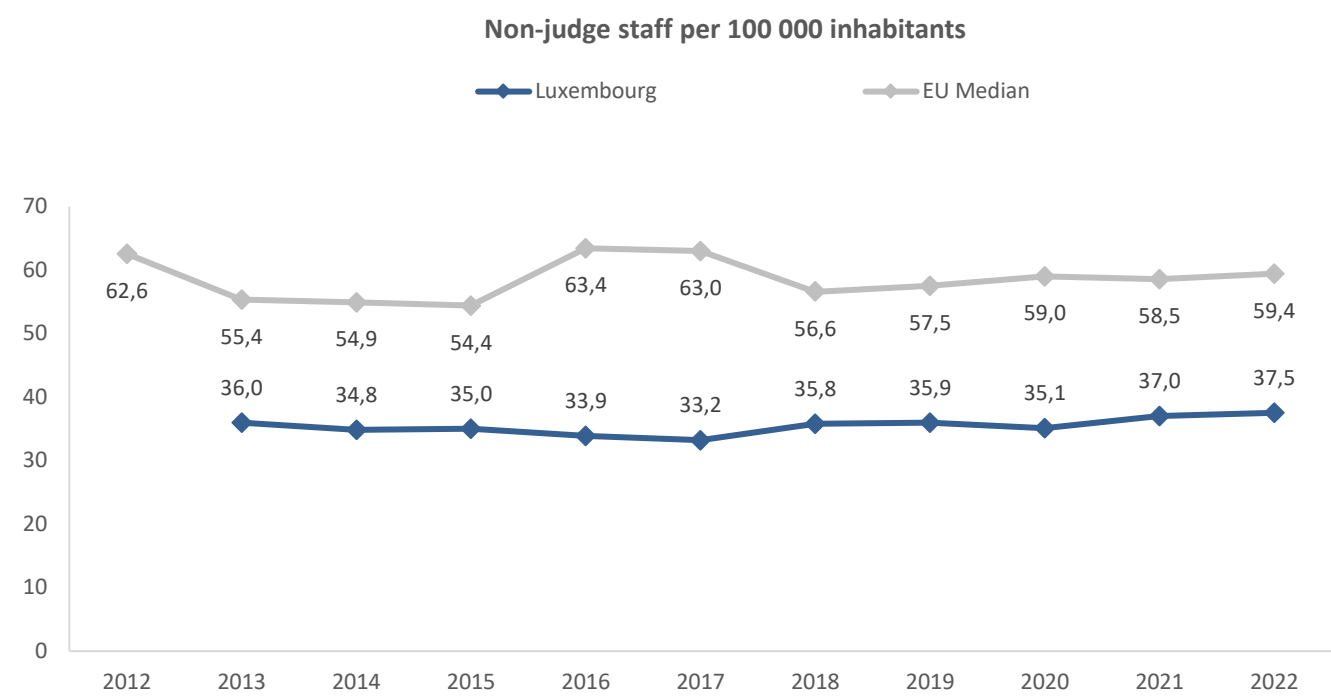
In this cycle, the total number of female court presidents (all instances) is 4, which represents 44,4% of the total number of court presidents.

The total number of court presidents is distributed among the different judicial instances in the following way: 6 are sitting in first instance courts (of which 4 are female); 2 are sitting in second instance courts (none of which is female) and 1 are sitting in Supreme Court (none of which is female).

Relatively speaking, the ratio of presidents in the first instance courts changed significantly since the 2020-2022 assessment. This variation is attributed to changes observed within the six first instance courts. In first instance, the number of male presidents has decreased from 3 to 2 (-33%), while the number of female presidents has increased from 3 to 4 (+33%).

Non-judge staff

Number of non-judge staff	Absolute Number	Per 100 000 inhabitants	
	Luxembourg	Luxembourg	EU Median
2012	NA	NA	62,6
2013	198	36,0	55,4
2014	196	34,8	54,9
2015	197	35,0	54,4
2016	200	33,9	63,4
2017	200	33,2	63,0
2018	220	35,8	56,6
2019	225	35,9	57,5
2020	223	35,1	59,0
2021	239	37,0	58,5
2022	248	37,5	59,4



In 2022, Luxembourg has 248 non-judge staff (of which 158 are Female). The total number of non-judge staff in comparison with the previous cycle reveals an increase of 3,8%.

In 2022, the number of non-judge staff per 100 000 inhabitants has increased (from 37,0 in 2021 to 37,5 in 2022).

During the same period, the number of judges per 100 000 inhabitants evolved from 35,6 judges per 100 000 inhabitants in 2021 to 35,1 in 2022.

Number of non-judge staff by category in 2022	Absolute number	in %
Total	248	
Rechtspfleger	NAP	NAP
Non-judge staff assisting the judge	230	92,7%
Staff in charge of administrative tasks	3	1,2%
Technical staff	4	1,6%
Other	11	4,4%

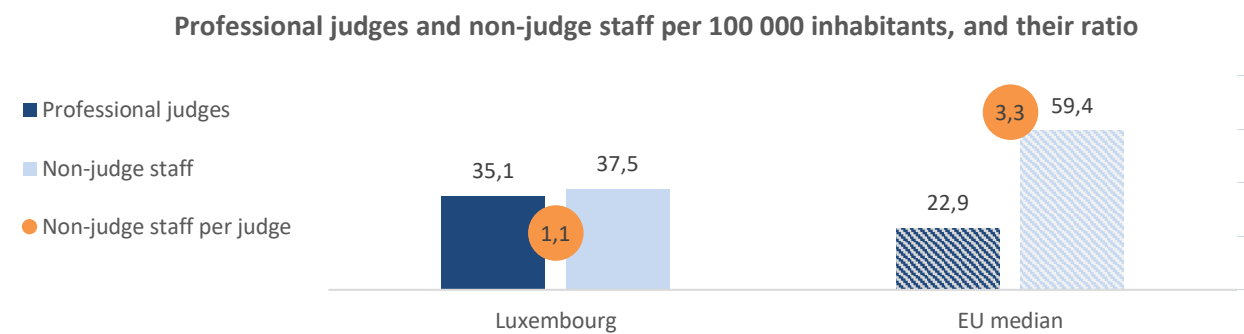
In this cycle, the non-judge staff is broken down as follows:

- 230 non-judge staff whose task is to assist the judges such as registrars (of which 148 are Female);
- 3 staff in charge of different administrative tasks and of the court management (of which 1 are Female);
- 4 technical staff (none of which is Female);
- 11 other (of which 9 are Female);

The "Other non-judge staff" comprises the legal clerks and a data protection compliance officer from the administrative courts.

Ratio between professional judges and non-judge staff

Per 100 000 inhabitants	Luxembourg	EU median
Professional judges	35,1	22,9
Non-judge staff	37,5	59,4
Non-judge staff per judge	1,1	3,3

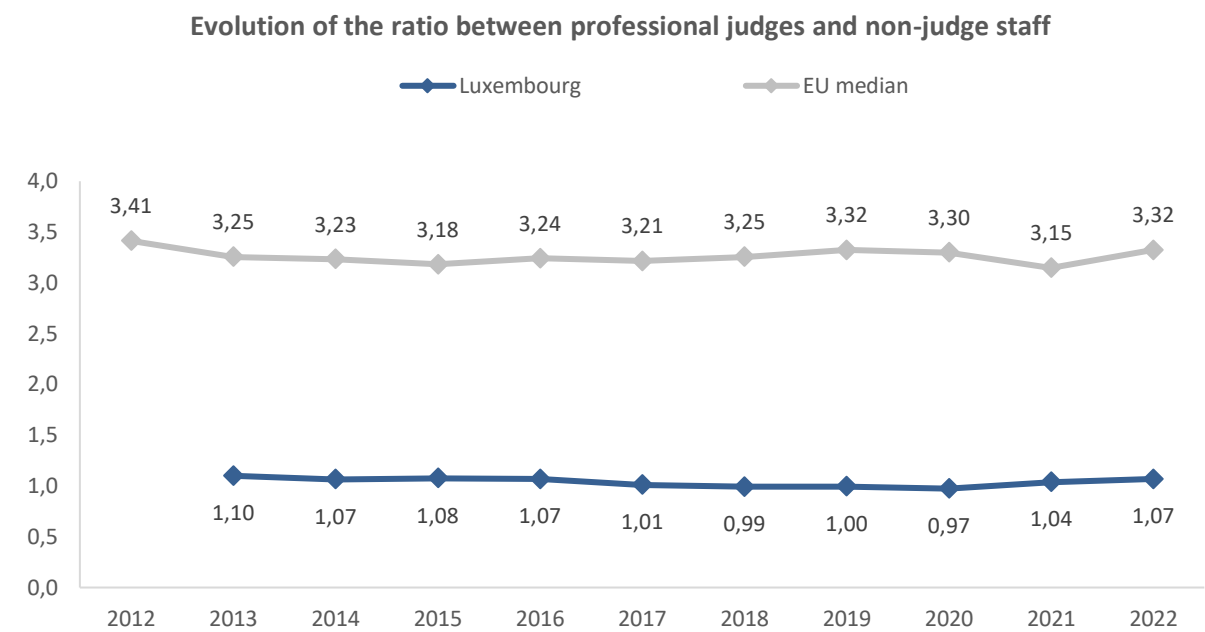


In Luxembourg, there are 35,1 professional judges per 100 000 inhabitants (this figure is above the EU median of 22,9 judges per 100 000 inhabitants) and about 1,1 non-judge staff per judge.

There has been a small increase compared with previous cycle when this ratio was at 1,0 non-judge staff per judge.

Evolution of the ratio between professional judges and non-judge staff

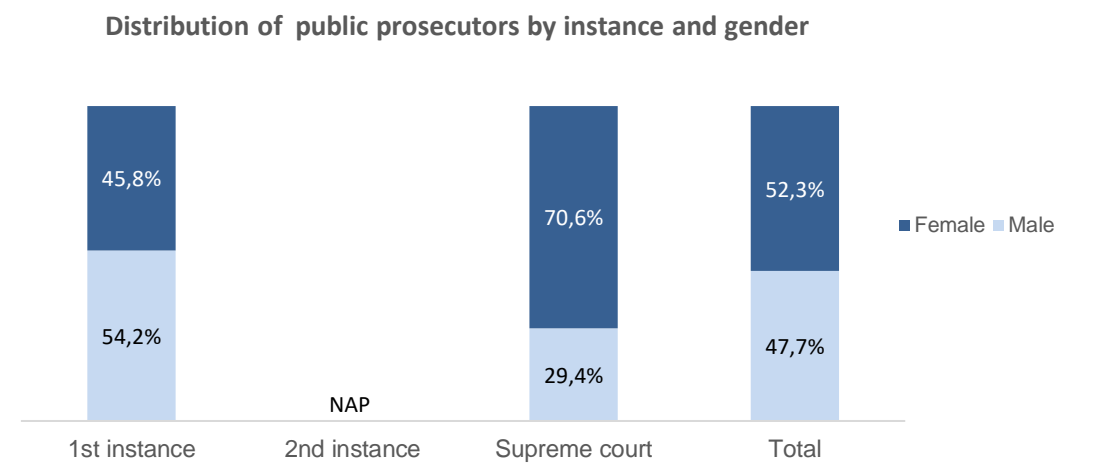
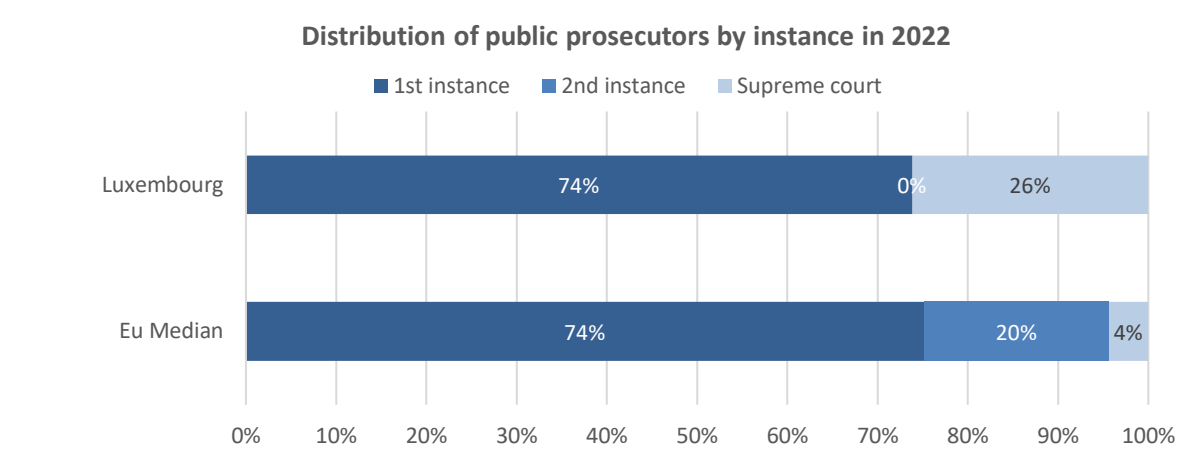
Cycle	Judges per 100 000 inh.	Non-judge staff per 100 000 inh.	Ratio between professional judges and non-judge staff	
	Luxembourg	Luxembourg	Luxembourg	EU median
2012	34,1	NA	NA	3,41
2013	32,7	36,0	1,10	3,25
2014	32,7	34,8	1,07	3,23
2015	32,5	35,0	1,08	3,18
2016	31,7	33,9	1,07	3,24
2017	32,9	33,2	1,01	3,21
2018	36,2	35,8	0,99	3,25
2019	36,1	35,9	1,00	3,32
2020	36,1	35,1	0,97	3,30
2021	35,6	37,0	1,04	3,15
2022	35,1	37,5	1,07	3,32



Public prosecutors

Absolute number of public prosecutors by instance and gender

2022	Total	Distribution by instance	Male	Female	Male	Female
1st instance	48	73,8%	26	22	54,2%	45,8%
2nd instance	NAP	NAP	NAP	NAP	NAP	NAP
Supreme court	17	26,2%	5	12	29,4%	70,6%
Total	65		31	34	47,7%	52,3%



In this cycle, the total number of female prosecutors (all instances) is 34, which represents 52,3% of the total number of prosecutors.

The total number of prosecutors is distributed among the different judicial instances in the following way: 48 in first instance (of which 22 are female) and 17 in final instance (of which 12 are female).

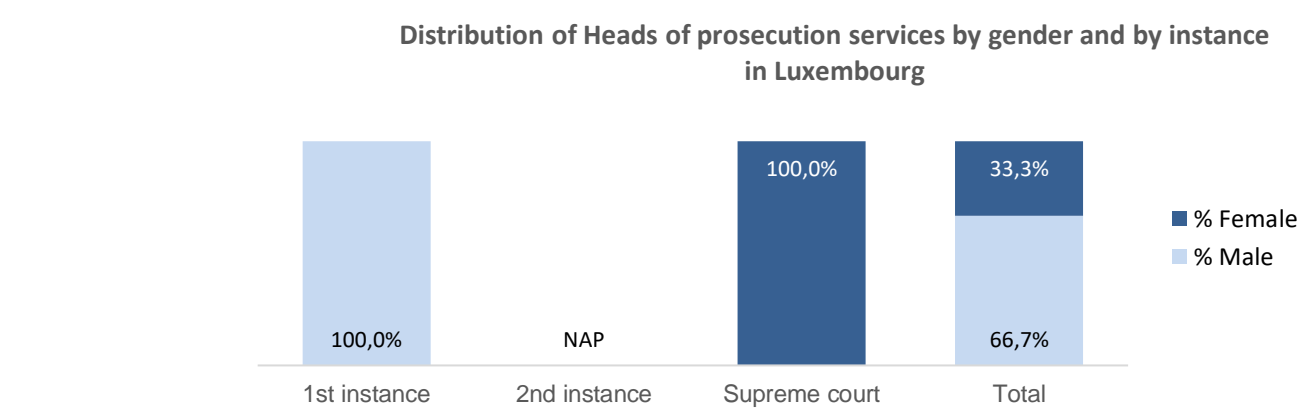
As regards the distribution of the number of prosecutors among the different judicial instances, Luxembourg presents some peculiarities which should be mentioned. Namely, the figure with regard to public prosecutors at the Supreme court level includes both second instance and Supreme Court prosecutors, as they are grouped together in the Superior Court of Justice, which is subdivided into the Court of Appeal and the Court of Cassation.

As regards the distribution male/Female, it has to be specified that female prosecutors have the majority at the highest instance, but not in first instance.

Heads of prosecution services

Absolute number of Heads of prosecution services by instance and gender

Heads of prosecution services 2022	Total	Distribution by instance	Male	Female	% Male	% Female
1st instance	2	66,7%	2	0	100,0%	0,0%
2nd instance	NAP	NAP	NAP	NAP	NAP	NAP
Supreme court	1	33,3%	0	1	0,0%	100,0%
Total	3		2	1	66,7%	33,3%

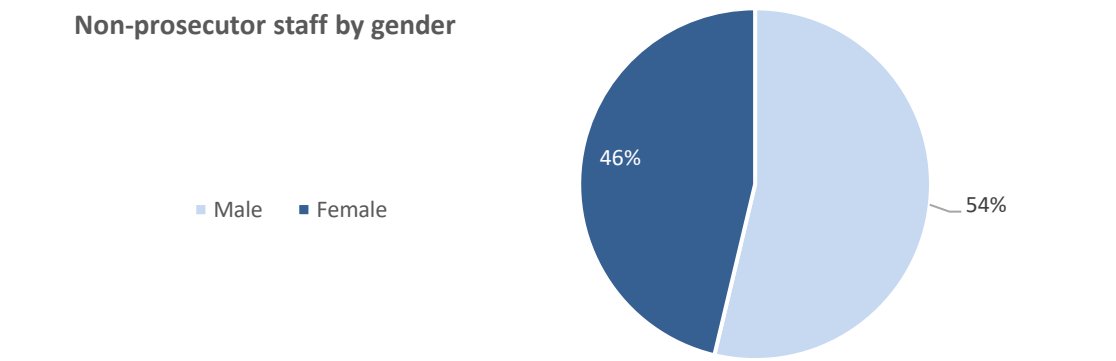


In this cycle, the total number of female Heads of prosecution (all instances) is 1, which represents 33,3% of the total number of Heads of prosecution.

The total number of Heads of prosecution is distributed among the different judicial instances in the following way: 2 at first instance level (none of which is female) and 1 female head of prosecution at the highest instance level.

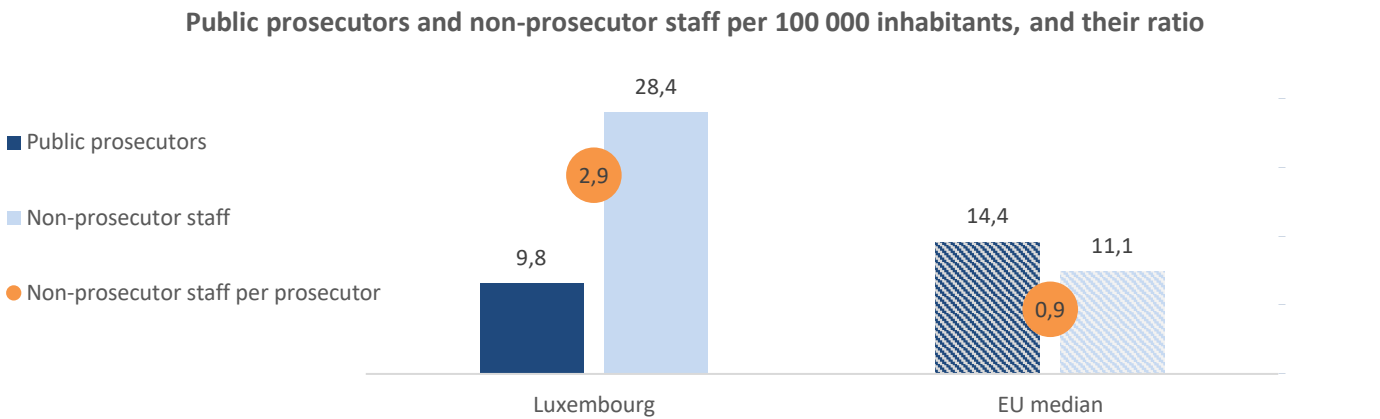
Non-prosecutor staff

Non-prosecutor staff	Total	Male	Female
2020	150	79	71
2021	172	89	83
2022	188	101	87,0



Ratio between non-prosecutor staff and public prosecutors

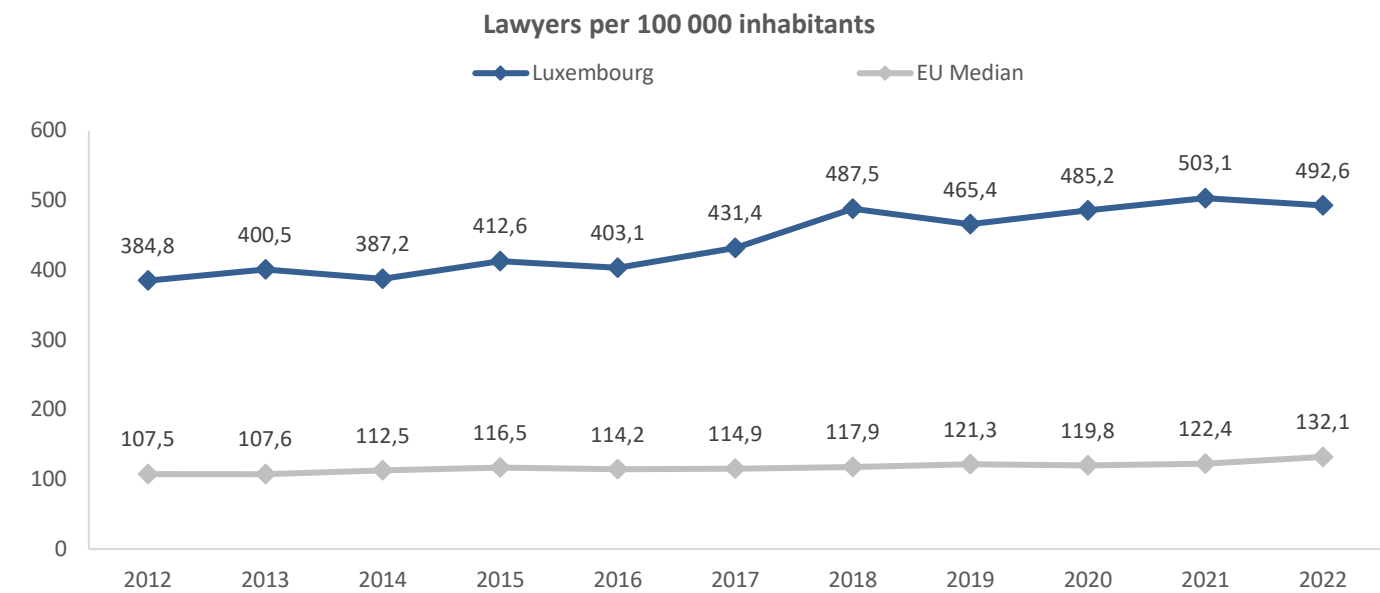
Per 100 000 inhabitants	Luxembourg	EU median
Public prosecutors	9,8	14,4
Non-prosecutor staff	28,4	11,1
Non-prosecutor staff per prosecutor	2,9	0,9



In 2022, in Luxembourg, the ratio between non-prosecutor staff and prosecutors of 2,9 was more than 50% above the EU median of 0,9.

Lawyers

Lawyers	Absolute Number	Per 100 000 inhabitants	
	Luxembourg	Luxembourg	EU Median
2012	2 020	384,8	107,5
2013	2 203	400,5	107,6
2014	2 180	387,2	112,5
2015	2 323	412,6	116,5
2016	2 381	403,1	114,2
2017	2 597	431,4	114,9
2018	2 993	487,5	117,9
2019	2 914	465,4	121,3
2020	3 080	485,2	119,8
2021	3 247	503,1	122,4
2022	3 255	492,6	132,1



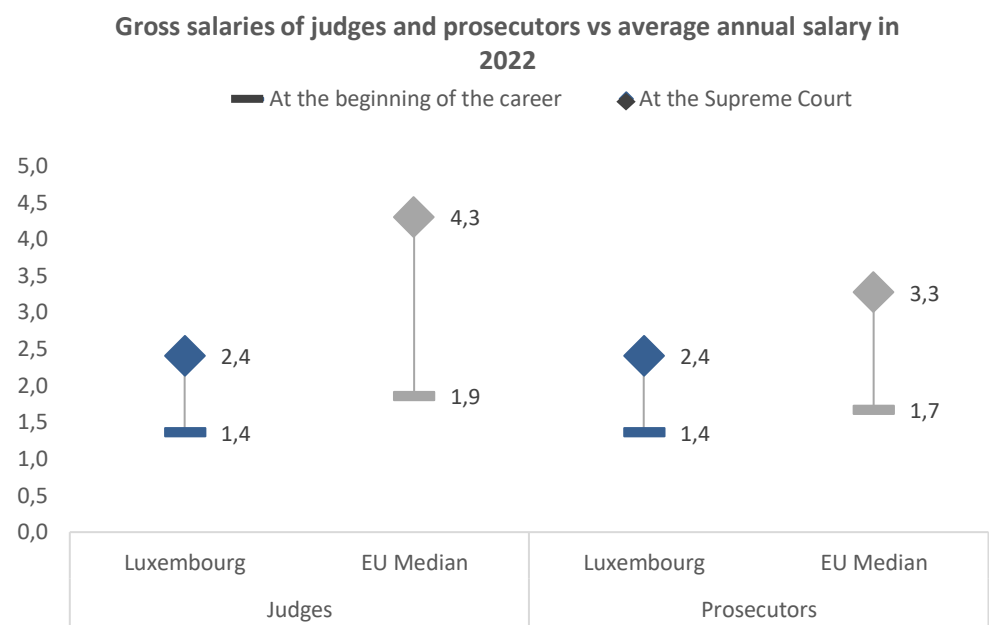
In 2022, there are 3 255 lawyers, which is 0,2% more than in 2021.

There are 1 581 female lawyers which is 49% of the total.
Luxembourg has 492,6 lawyers per 100 000 inhabitants, which is significantly above the EU median of 132,1 lawyers per 100 000 inhabitants.

The number of individual lawyers, amounting to 3202, includes those individual lawyers who represent legal entities. The number of law firms, totalling 207, encompasses the registered law firms listed in the Bar Association's registry. Presently, the Diekirch Bar has 53 individual lawyers and 4 law firms (4 from list V and 1 from list VI) represented by individual lawyers. Therefore, in 2022, there was a total of 3255 individual lawyers including those representing the 211 legal entities.

Salaries of professional judges and prosecutors at beginning of a career and at the highest instance

Salaries of professional judges and prosecutors	Average gross annual salary in €	Average net annual salary in €	Ratio with national average annual gross salary	
	Luxembourg	Luxembourg	Luxembourg	EU median
First instance professional judge at the beginning of his/her career	96 084€	NA	1,4	1,9
Judge of the Supreme Court or the Highest Appellate Court	169 916€	NA	2,4	4,3
Public prosecutor at the beginning of his/her career	96 084€	NA	1,4	1,7
Public prosecutor of the Supreme Court or the Highest Appellate Instance	169 916€	NA	2,4	3,3



In the European Union, the absolute gross salary for a judge at the beginning of career ranges from a minimum of 26 931€ to a maximum of 140 244€.

According to 2022 data, the absolute gross salary of a judge at the beginning of his/her career in Luxembourg is 96 084€, which is significantly above the EU median of 54 224€ (77% above).

Compared with the annual average salary in the country, the salary for a judge at the beginning of his/her career is 1,4 times higher (the EU median is 1,9).

At the highest level, the range of the EU absolute gross salary for a judge is from 53 144€ to 261 648€. Luxembourg's absolute gross salaries for judges at the highest level is 59% above the EU median of 106 533€.

For the public prosecutors, the range for the absolute gross salary at the beginning of career is from a minimum of 24 609€ to a maximum of 96 084€.

In 2022, the absolute gross salary of a public prosecutor at the beginning of his/her career in Luxembourg of 96 084€ is significantly above the EU median of 48 728€. Luxembourg is the country with the maximum absolute gross salary in the EU.

Compared with the annual average salary in the country, the salary for a public prosecutors at the beginning of his/her career is 1,4 times higher (the EU median is 1,7).

At the highest level, the minimum absolute gross salary for prosecutors in the European Union is 44 880€ and the maximum is 194 005€. Luxembourg's absolute gross salaries for prosecutors at the highest level is 95% above the EU median of 87 247€.

As an initial career salary (professional judge of first instance or prosecutor), the salary of the "attachés de justice" after their first appointment has been communicated. The judges' salary scale provides for 380 index points as a basis, a possible professional experience can be added to it but is not taken into account in the calculations.

As the theoretical basic salary for a judge or prosecutor at the Court of Appeal, the grade M4, level 4 is taken into consideration, which corresponds to 455 points and the average seniority of a magistrate appointed to the Court (Court and General Prosecutor's Office). However, it should be noted that this salary is heavily influenced by the family situation of the person concerned. To calculate annual salary, these points must be multiplied by the value of one index point. Between January and March 2022, the value of one index point for a civil servant was 20.6831871; after 1 April 2022, its value increased to 21.2002547. Taking these elements into consideration, an annual salary corresponds to €96,084 for a first instance professional judge, respectively a salary of €115048€ for judges or prosecutors at the Supreme Court.

These figures do not include any potential bonuses allowances or benefits that may be added to the basic salary depending on the magistrate concerned.

3. System of compensating users in Luxembourg (2022 data)

System for compensating users

2022	Number of requests for compensation	Number of condemnations	Amount paid in compensations
Total	NA	NA	NA
Excessive length of proceedings	NA	NA	NA
Non-execution of court decisions	NA	NA	NA
Wrongful arrest/detention	11	5	42 600 €
Wrongful conviction	NA	NA	NA
Other	NA	NA	NA

Year	Number of requests for compensation	Number of condemnations	Amount paid in compensations
2020	NA	NA	NA
2021	NA	NA	NA
2022	NA	NA	NA

According to comments provided by Luxembourg, the Law of 1 September 1988 on the civil liability of the State and public collectivities allows the State to be held civilly liable before the ordinary courts if a litigant believes that he or she has been the victim of a dysfunction of the judicial bodies. Excessive length of proceedings or a condemnation resulting from such a dysfunction could be grounds for such a claim. Such complaints are lodged with the courts of first instance. However, complaints concerning excessive length of proceedings may also be brought before the European Court of Human Rights (violation of article 6 of the ConvEDH) or result in a procedural sanction during the proceedings. However, these latter approaches do not appear in the systems of Luxembourg. Thus, the diversity of the actors involved makes it difficult to identify claims and compensation decisions for the various categories, and prevents from providing figures that reflect reality. The figures available for compensation for wrongful arrest represent claims and decisions awarding compensation for inoperative review detentions (IRD), as well as the total amount paid out. It should be pointed out, however, that under the Law of December 30 1981, the right term is "administrative decisions" and not "condemnations".

4. Performance of courts in Luxembourg (2022 data)

• Efficiency indicators

- Clearance Rate (CR) and Disposition Time (DT)

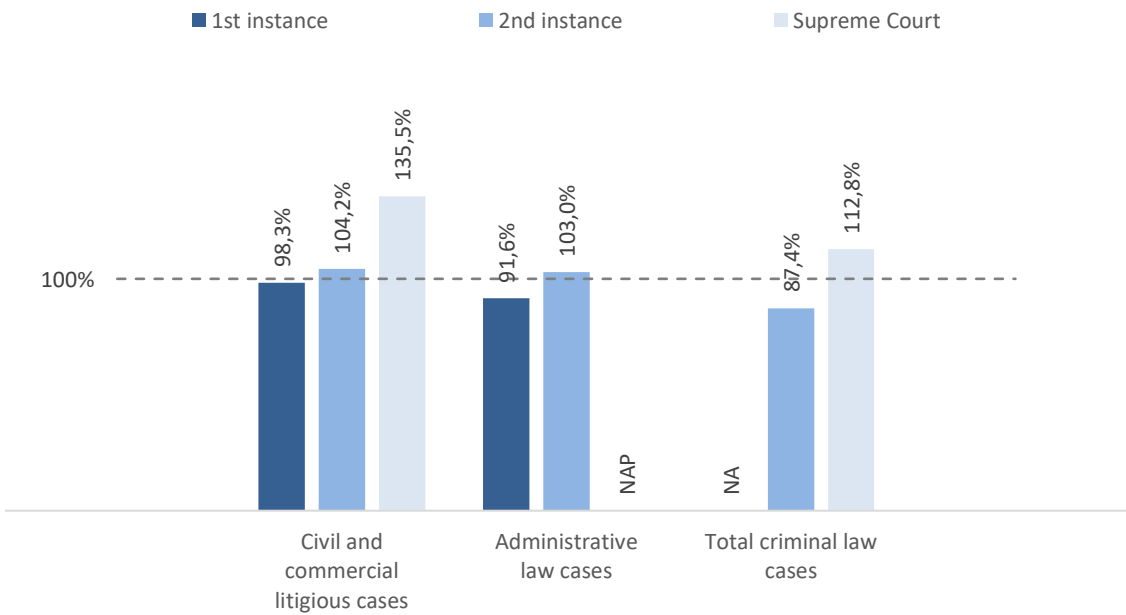
The Clearance Rate shows the capacity of a judicial system to deal with the incoming cases. A Clearance Rate of 100% and higher does not generate backlog.

The Disposition Time determines the estimated number of days necessary for a pending case to be solved in a court.

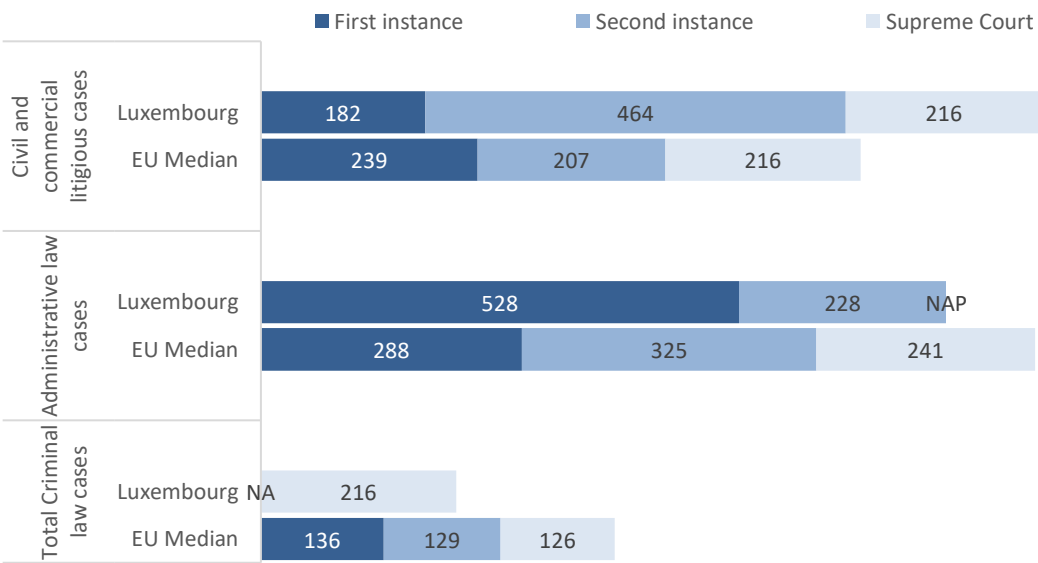
Overall efficiency by instance and by case matter

Overall efficiency by instance and by case matter		Civil and commercial litigious cases		Administrative law cases		Total criminal law cases	
		Luxembourg	EU Median	Luxembourg	EU Median	Luxembourg	EU Median
Clearance Rate (%)	1st instance	98,3%	100,5%	91,6%	98,8%	NA	100,0%
	2nd instance	104,2%	97,1%	103,0%	102,3%	87,4%	99,1%
	Supreme Court	135,5%	104,7%	NAP	101,7%	112,8%	98,5%
Disposition Time (days)	1st instance	182	239	528	288	NA	136
	2nd instance	464	207	228	325	NA	129
	Supreme Court	216	216	NAP	241	216	126

Clearance Rate by instance and by matter in 2022 (%)



DispositionTime by instance and by matter in 2022 (days)



At the outset, it should be recalled that in Luxembourg data on criminal law cases are partial. Namely, the Clearance Rate indicator cannot be calculated at first instance, while the Disposition Time can be calculated only at the level of the Supreme court.

At first instance, the Clearance rate indicator is closer to the 100% threshold for civil litigious cases (98,3%), however for administrative law cases it appears lower (91,6%). The Disposition Time is below the EU median for civil cases, but well above the EU median for administrative law cases.

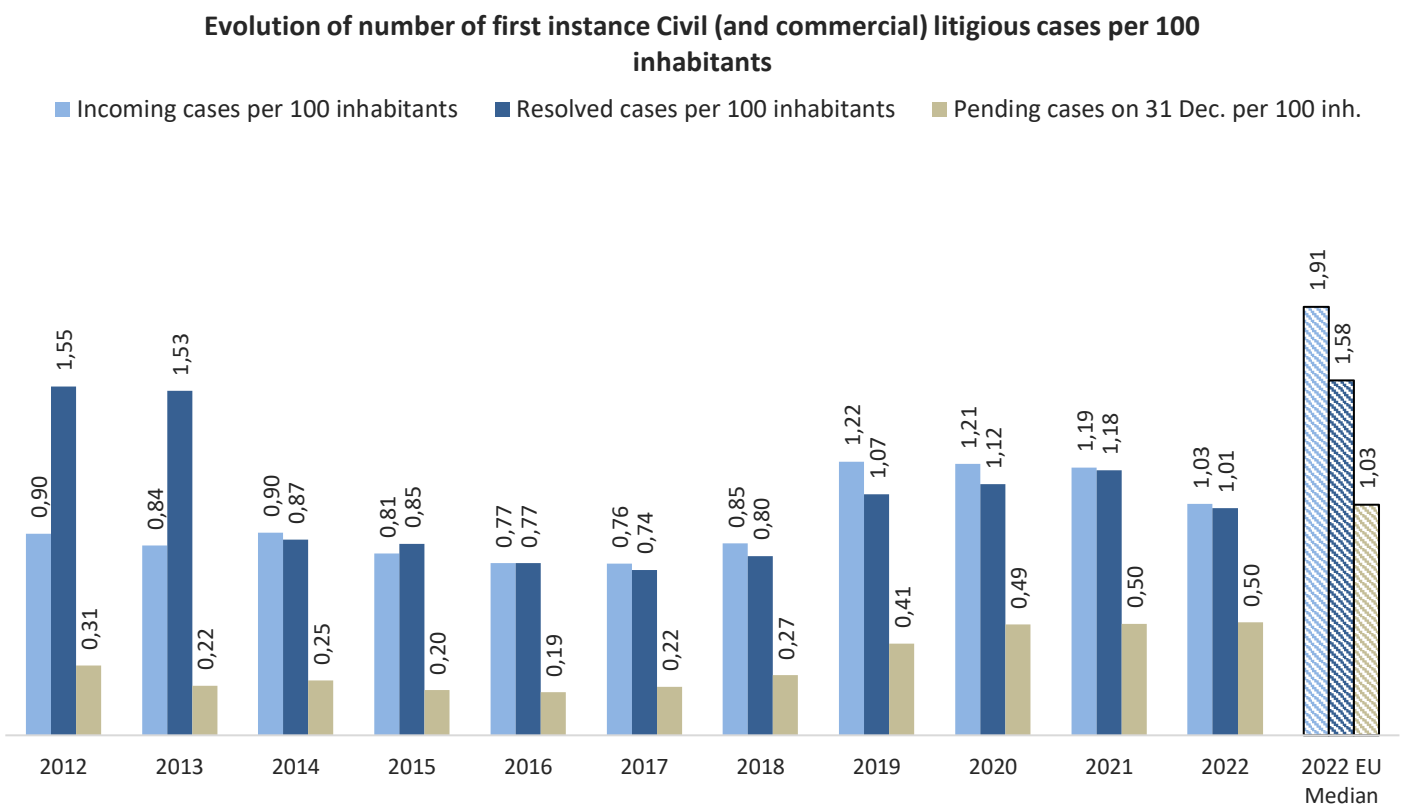
In the second instance, courts seem to be more efficient in civil litigious and administrative law cases as the Clearance Rate is above the 100% threshold (104,2% and 103,0% respectively). However, the Clearance rate is 87,4% in criminal law cases, which might imply certain challenges in processing these cases. The Disposition Time is significantly higher than the EU median for civil litigious cases, but slightly lower for administrative law cases.

For the third instance, courts seem to be able to efficiently deal with cases, both in civil litigious cases (Clearance rate of 135,5%) and in criminal law cases (Clearance rate of 112,8%). The Disposition Time equals to the EU median for civil litigious cases, while being higher for criminal law cases.

First instance Civil (and commercial) litigious cases

◦ Incoming, resolved and pending cases

First instance Civil (and commercial) litigious cases	Incoming cases per 100 inhabitants	Resolved cases per 100 inhabitants	Pending cases on 31 Dec. per 100 inh.
2012	0,90	1,55	0,31
2013	0,84	1,53	0,22
2014	0,90	0,87	0,25
2015	0,81	0,85	0,20
2016	0,77	0,77	0,19
2017	0,76	0,74	0,22
2018	0,85	0,80	0,27
2019	1,22	1,07	0,41
2020	1,21	1,12	0,49
2021	1,19	1,18	0,50
2022	1,03	1,01	0,50
2022 EU Median	1,91	1,58	1,03



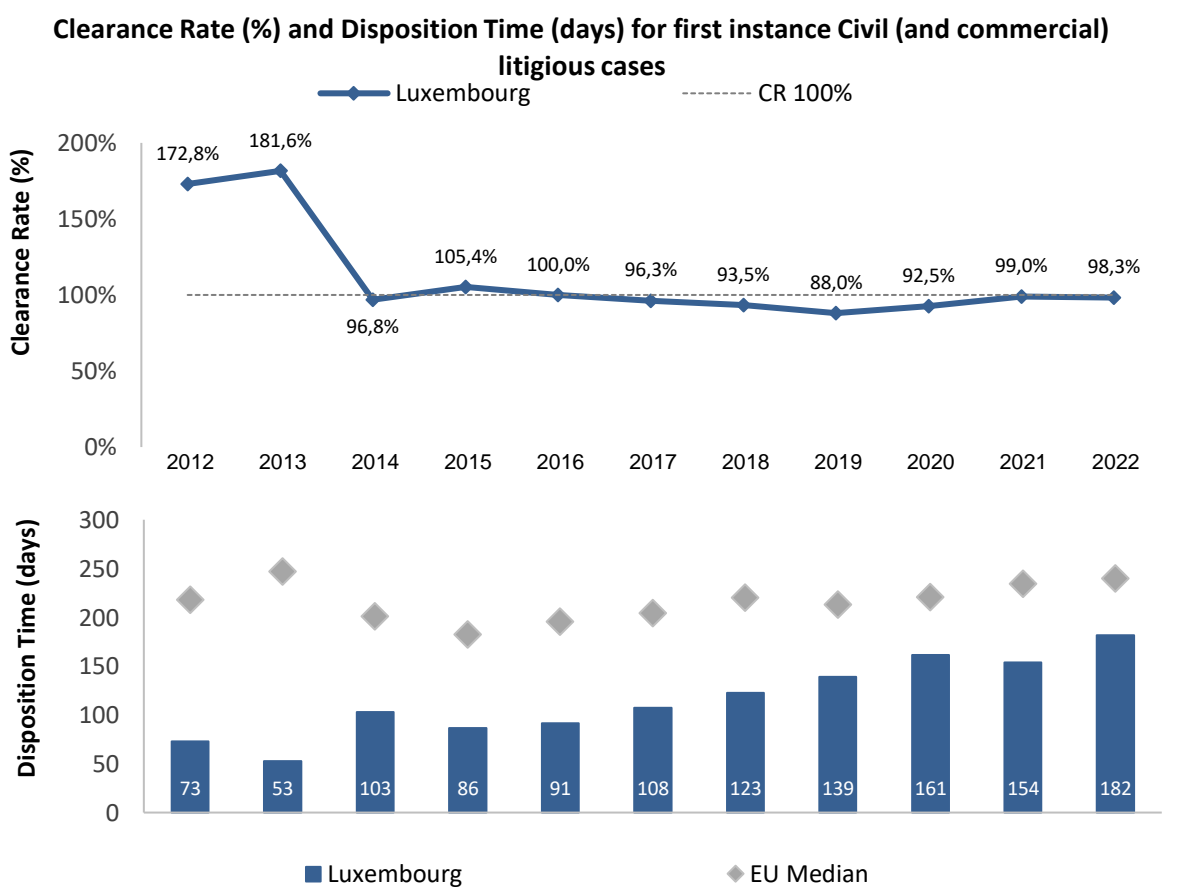
The number of incoming cases in 2022 in Luxembourg (1,03 per 100 inhabitants) is somewhat below EU median (1,91 per 100 inhabitants).

The number of resolved cases in 2022 in Luxembourg (1,01 per 100 inhabitants) is somewhat below EU median (1,58 per 100 inhabitants).

The number of pending cases at the end of 2022 in Luxembourg (0,50 per 100 inhabitants) is significantly below EU median (1,03 per 100 inhabitants).

◦ Clearance Rate and Disposition Time

First instance Civil (and commercial) litigious cases	Clearance Rate (%)		Disposition Time (days)	
	Luxembourg	EU Median	Luxembourg	EU Median
2012	172,8%	100,4%	73	218
2013	181,6%	101,2%	53	247
2014	96,8%	101,8%	103	201
2015	105,4%	102,5%	86	182
2016	100,0%	102,0%	91	196
2017	96,3%	101,3%	108	204
2018	93,5%	101,2%	123	220
2019	88,0%	99,9%	139	213
2020	92,5%	98,5%	161	221
2021	99,0%	102,5%	154	234
2022	98,3%	100,5%	182	239



With a Clearance Rate calculated at 98,3% in 2022 Luxembourg seems to be able to deal with its first instance Civil (and commercial) litigious cases.

Between 2021 and 2022, the Clearance Rate has decreased by -0,8 points.

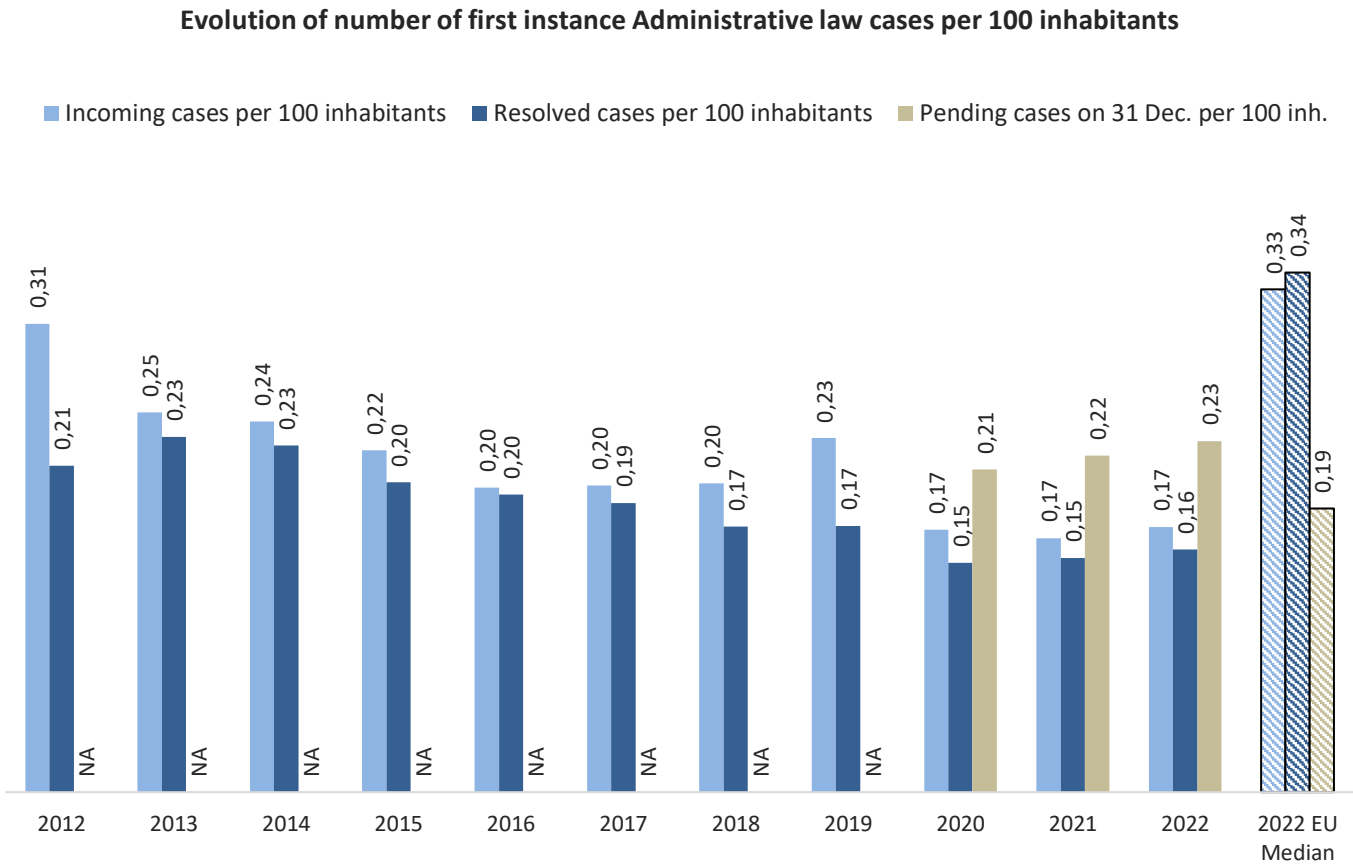
In 2022, first instance Civil (and commercial) litigious cases are solved in approximately 182 days, which is somewhat below the EU median of 239 days.

The analysis of the 2021 - 2022 period reveals a 18,1% increase of the Disposition Time.

First instance Administrative law cases

◦ Incoming, resolved and pending cases

First instance Administrative law cases	Incoming cases per 100 inhabitants	Resolved cases per 100 inhabitants	Pending cases on 31 Dec. per 100 inh.
2012	0,31	0,21	NA
2013	0,25	0,23	NA
2014	0,24	0,23	NA
2015	0,22	0,20	NA
2016	0,20	0,20	NA
2017	0,20	0,19	NA
2018	0,20	0,17	NA
2019	0,23	0,17	NA
2020	0,17	0,15	0,21
2021	0,17	0,15	0,22
2022	0,17	0,16	0,23
2022 EU Median	0,33	0,34	0,19



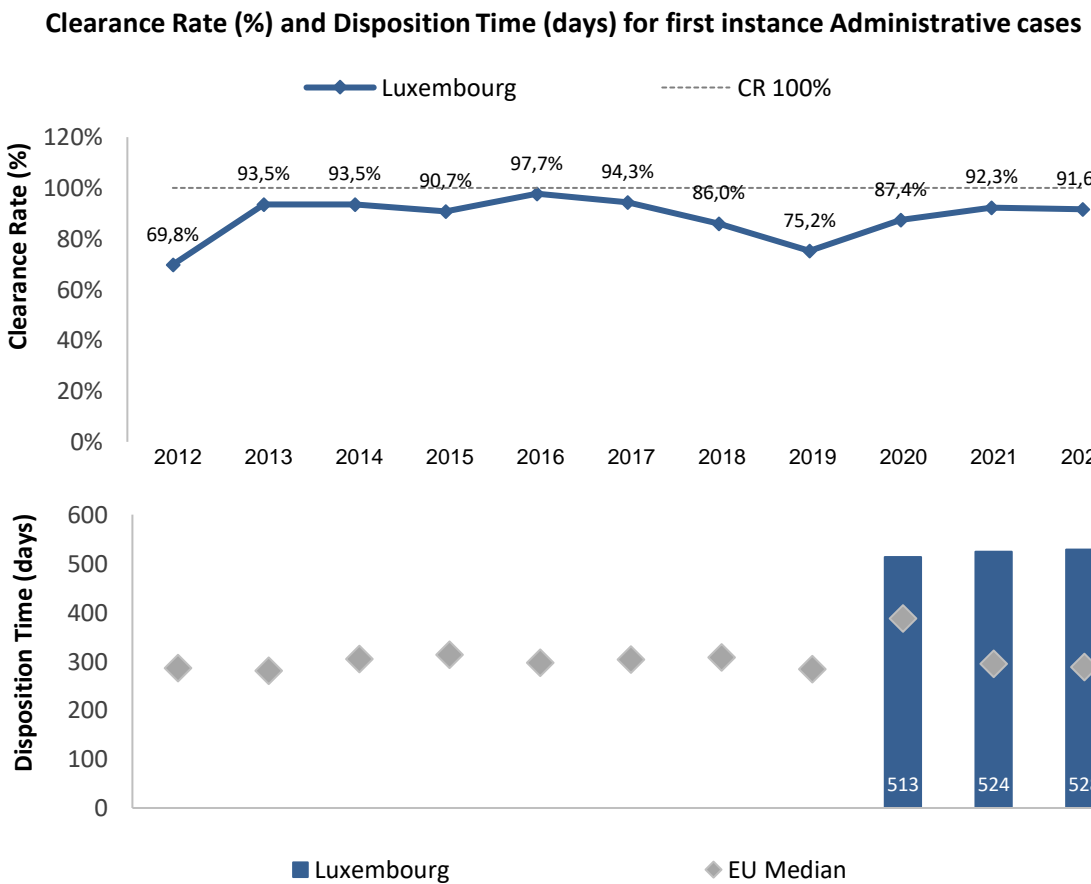
The number of incoming administrative cases in 2022 in Luxembourg (0,17 per 100 inhabitants) is somewhat below EU median (0,33 per 100 inhabitants).

The number of resolved administrative cases in 2022 in Luxembourg (0,16 per 100 inhabitants) is somewhat below EU median (0,34 per 100 inhabitants).

The number of pending administrative cases at the end of 2022 in Luxembourg (0,23 per 100 inhabitants) is somewhat above EU median (0,19 per 100 inhabitants).

◦ Clearance Rate and Disposition Time

First instance Administrative law cases	Clearance Rate (%)		Disposition Time (days)	
	Luxembourg	EU Median	Luxembourg	EU Median
2012	69,8%	101,0%	NA	286
2013	93,5%	100,3%	NA	281
2014	93,5%	99,6%	NA	305
2015	90,7%	103,3%	NA	313
2016	97,7%	103,0%	NA	297
2017	94,3%	102,1%	NA	303
2018	86,0%	99,7%	NA	308
2019	75,2%	102,1%	NA	284
2020	87,4%	100,1%	513	388
2021	92,3%	101,7%	524	296
2022	91,6%	98,8%	528	288



With a Clearance Rate calculated at 91,6% in 2022 Luxembourg seems to encounter some difficulties in dealing with its first instance Administrative law cases.

Between 2021 and 2022, the Clearance Rate has decreased by -0,7 points.

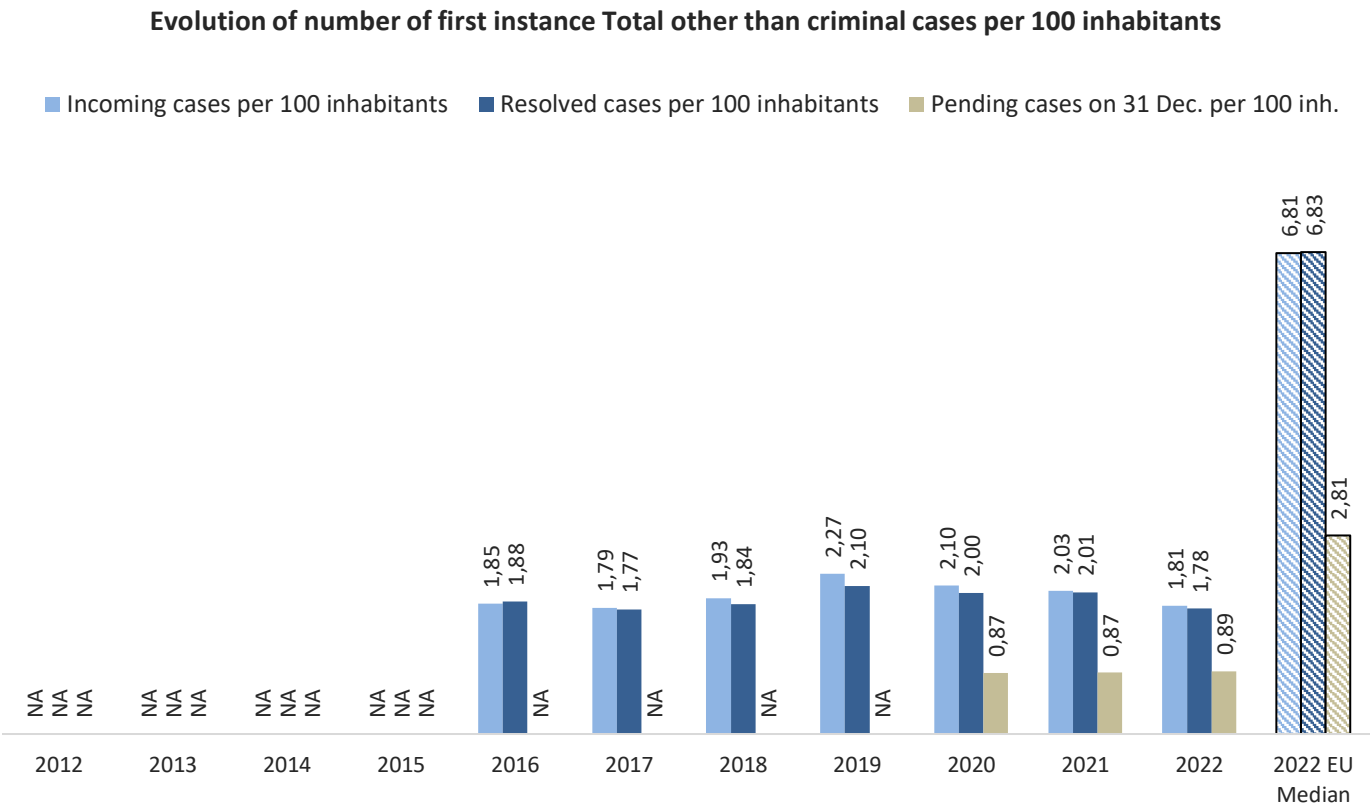
In 2022, first instance Administrative law cases are solved in approximately 528 days, which is significantly above the EU median of 288 days.

The analysis of the 2021 - 2022 period reveals a 0,7% increase of the Disposition Time.

First instance Total of other than criminal cases

Incoming, resolved and pending cases

First instance Total other than criminal cases	Incoming cases per 100 inhabitants	Resolved cases per 100 inhabitants	Pending cases on 31 Dec. per 100 inh.
2012	NA	NA	NA
2013	NA	NA	NA
2014	NA	NA	NA
2015	NA	NA	NA
2016	1,85	1,88	NA
2017	1,79	1,77	NA
2018	1,93	1,84	NA
2019	2,27	2,10	NA
2020	2,10	2,00	0,87
2021	2,03	2,01	0,87
2022	1,81	1,78	0,89
2022 EU Median	6,81	6,83	2,81



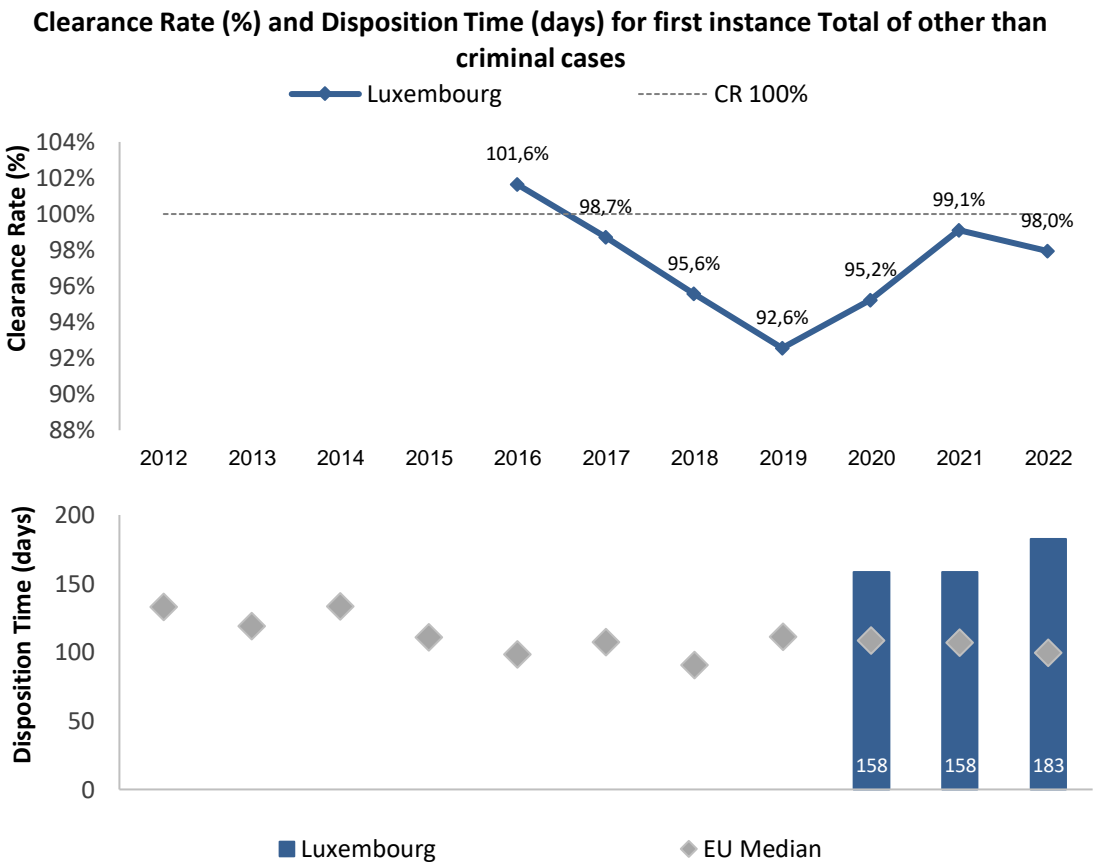
The number of incoming cases in 2022 in Luxembourg (1,81 per 100 inhabitants) is significantly below EU median (6,81 per 100 inhabitants).

The number of resolved cases in 2022 in Luxembourg (1,78 per 100 inhabitants) is significantly below EU median (6,83 per 100 inhabitants).

The number of pending cases at the end of 2022 in Luxembourg (0,89 per 100 inhabitants) is significantly below EU median (2,81 per 100 inhabitants).

Clearance Rate and Disposition Time

First instance Total other than criminal cases	Clearance Rate (%)		Disposition Time (days)	
	Luxembourg	EU Median	Luxembourg	EU Median
2012	NA	100,5%	NA	133
2013	NA	100,7%	NA	119
2014	NA	101,9%	NA	133
2015	NA	101,2%	NA	111
2016	101,6%	101,5%	NA	98
2017	98,7%	100,6%	NA	107
2018	95,6%	100,6%	NA	91
2019	92,6%	99,8%	NA	111
2020	95,2%	98,7%	158	109
2021	99,1%	101,2%	158	107
2022	98,0%	99,8%	183	100



With a Clearance Rate calculated at 98,0% in 2022 Luxembourg seems to encounter some difficulties in dealing with its other than criminal cases.

Between 2021 and 2022, the Clearance Rate has decreased by -1,2 points.

In 2022, other than criminal cases are solved in approximately 183 days, which is somewhat above EU median of 100 days.

The analysis of the 2021 - 2022 period reveals a 15,3% increase of the Disposition Time.

First instance Criminal Law Cases

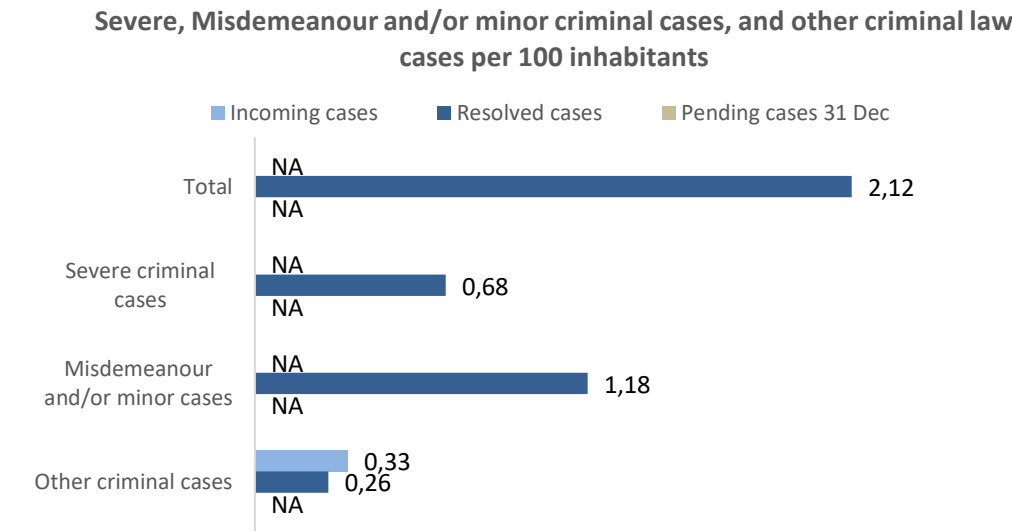
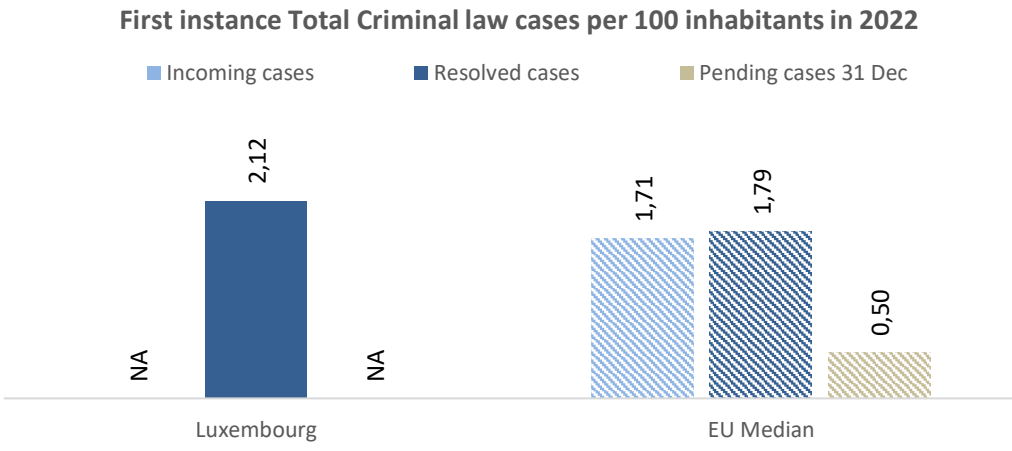
◦ Incoming, resolved and pending cases

First instance Criminal Law Cases	Pending cases 1 Jan	Incoming cases	Resolved cases	Pending cases 31 Dec
Total	NA	NA	14 015	NA
Severe criminal cases	NA	NA	4 479	NA
Misdemeanour and/or minor cases	NA	NA	7 812	NA
Other criminal cases	NA	2 180	1 724	NA

First instance Criminal Law Cases Per 100 inh.	Pending cases 1 Jan	Incoming cases	Resolved cases	Pending cases 31 Dec
Total	NA	NA	2,12	NA
Severe criminal cases	NA	NA	0,68	NA
Misdemeanour and/or minor cases	NA	NA	1,18	NA
Other criminal cases	NA	0,33	0,26	NA

The number of total incoming and pending criminal cases in 2022 in Luxembourg is not available.

The number of total resolved criminal cases in 2022 in Luxembourg (2,12 per 100 inhabitants) is slightly above EU median (1,79 per 100 inhabitants).



◦ Clearance Rate and Disposition Time

First instance Total criminal law cases	Clearance Rate (%)		Disposition Time (days)	
	Luxembourg	EU Median	Luxembourg	EU Median
2020	NA	95,2%	NA	139
2021	NA	100,0%	NA	134
2022	NA	100,0%	NA	136

The Clearance Rate and the Disposition Time indicators of first instance total criminal law cases cannot be calculated.

The unavailability of the number of pending and incoming criminal cases is explained by the specific organisation of the workflow between courts and prosecution offices. Cases are only transferred to the courts shortly before the hearing and, if a case is not heard on the given date, it is physically returned to the prosecution until the new hearing date. Thus, there are - with a few exceptions - no cases pending before the criminal courts over a long period of time, and the number of incoming cases is more or less equal to the number of resolved cases.

Minor criminal cases represent all cases resolved by criminal order in the Police court and the district court. Severe criminal cases represent all cases resolved by a judgment at first instance in the Police, Correctional or Criminal court. “Other criminal cases” are cases that are dealt with by the investigating office.

5. Public prosecution services in Luxembourg (2022 data)

Public prosecution implemented budget

The budget of public prosecution services cannot be distinguished from the budget of courts.

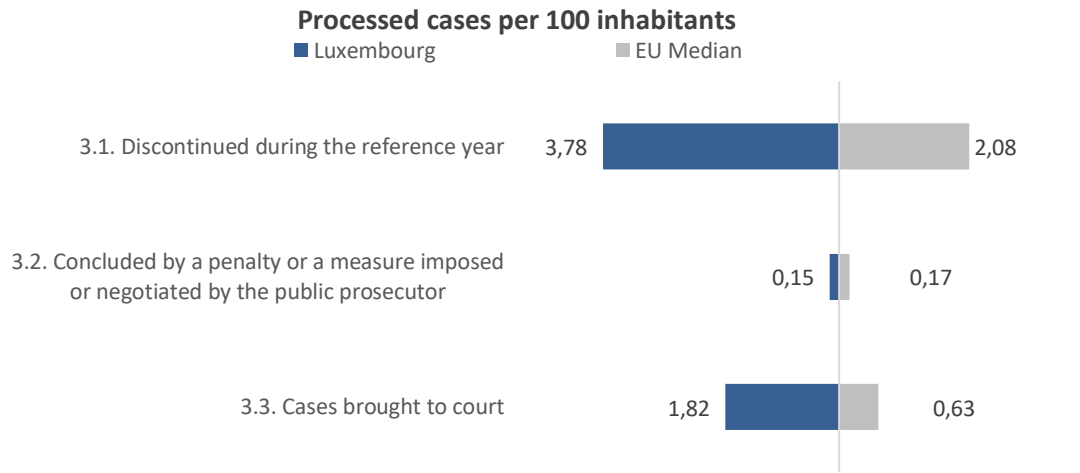
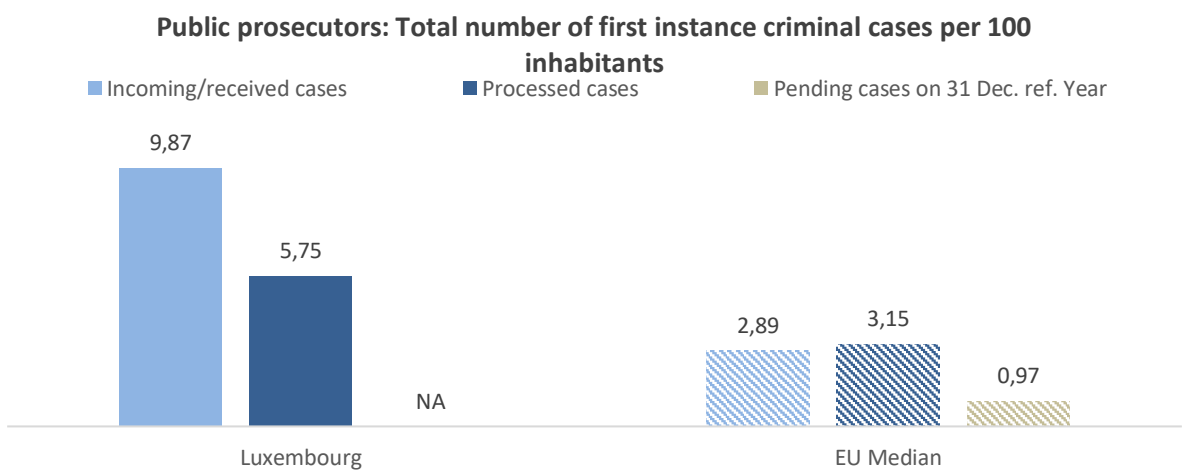
Public prosecution caseload: Number of first instance criminal cases

Public prosecution caseload: Number of first instance criminal cases	Absolute Number *		Per 100 inhabitants	
	Luxembourg	% Variation 2021 - 2022	Luxembourg	Eu Median
1. Pending cases on 1 Jan. ref. year	NA	NA	NA	0,88
2. Incoming/received cases	65 201	▲ 11,8%	9,87	2,89
3. Processed cases (3.1 + 3.2 + 3.3 + 3.4)	37 965	▲ 4,3%	5,75	3,15
3.1. Discontinued during the reference year	24 958	▲ 4,1%	3,78	2,08
3.1.1 Discontinued by the public prosecutor because the offender could not be identified	3 492	▲ 8,8%	0,53	0,61
3.1.2 Discontinued by the public prosecutor due to the lack of an established offence or a specific legal situation	4 756	▲ 7,9%	0,72	0,64
3.1.3 Discontinued by the public prosecutor for reasons of opportunity	16 561	▲ 1,4%	2,51	0,12
3.1.4 Discontinued for other reasons	149	▲ 282,1%	0,02	0,06
3.2. Concluded by a penalty or a measure imposed or negotiated by the public prosecutor	1 002	▲ 14,3%	0,15	0,17
3.3. Cases brought to court	12 005	▲ 3,9%	1,82	0,63
4. Pending cases on 31 Dec. ref. year	NA	NA	NA	0,97

* Please note that these figures include traffic offence cases.

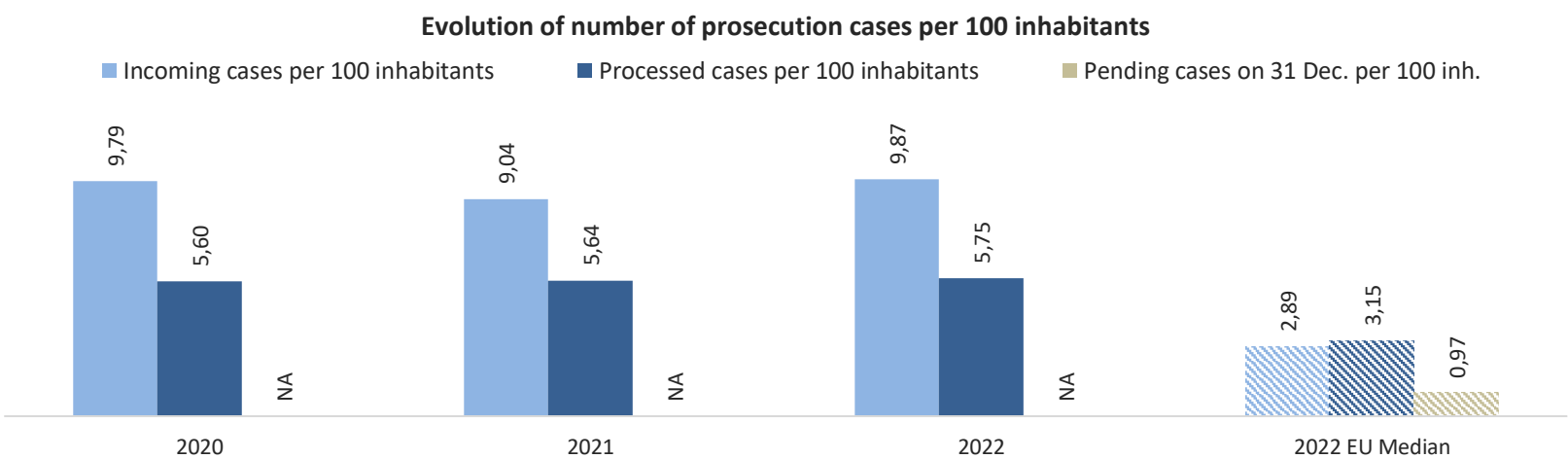
According to the comments provided by Luxembourg, for the category "Concluded by a penalty of a measure imposed or negotiated by the public prosecutor", the cases in question are deemed closed if the party concerned complies with the condition set forth in the warning or fulfills its obligations arising from mediation. In case of non-compliance, public prosecution resumes.

Furthermore, in respect of the category of cases "Discontinued for other reasons", it should be mentioned that these essentially consist of two specific measures: firstly, concerning traffic, the obligation to follow a driving course and, exclusively for young offenders of full age, participation in a program called Choice 18+ aimed at preventing drug addiction (<https://www.solina.lu/fr/facilities/impuls>).



◦ Evolution of incoming, processed and pending cases

First instance Total other than criminal cases	Incoming cases per 100 inhabitants	Processed cases per 100 inhabitants	Pending cases on 31 Dec. per 100 inh.
2020	9,79	5,60	NA
2021	9,04	5,64	NA
2022	9,87	5,75	NA
2022 EU Median	2,89	3,15	0,97



The number of incoming cases in 2022 in Luxembourg (9,87 per 100 inhabitants) is significantly above the EU median (2,89 per 100 inhabitants).

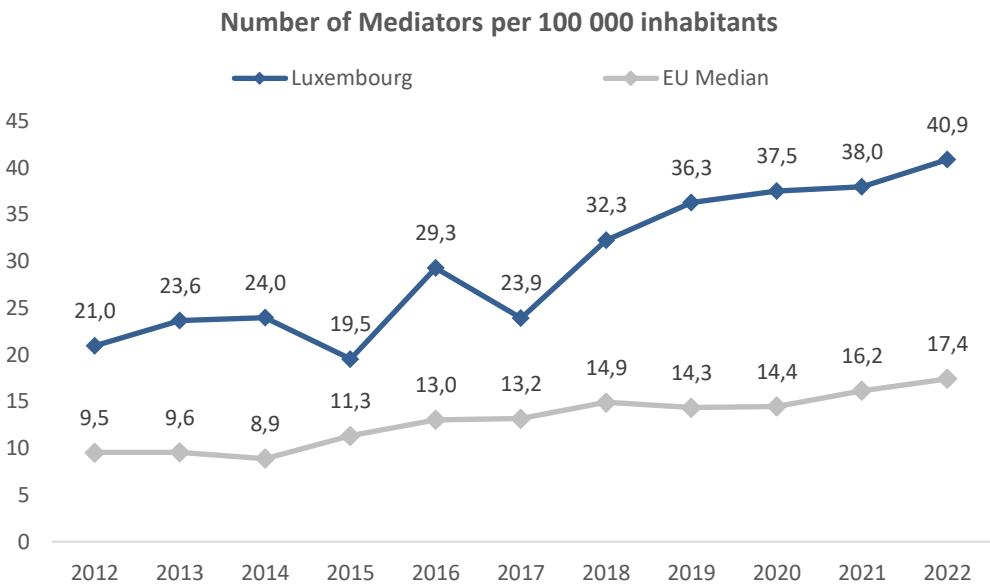
The number of resolved cases in 2022 in Luxembourg (5,75 per 100 inhabitants) is well above the EU median (3,15 per 100 inhabitants).

The data for pending cases for Luxembourg is not available.

6. Mediators and notaries in Luxembourg (2022 data)

Number of mediators in 2022

Mediators	Absolute Number	Per 100 000 inhabitants	
	Luxembourg	Luxembourg	EU Median
2012	110	21,0	9,5
2013	130	23,6	9,6
2014	135	24,0	8,9
2015	110	19,5	11,3
2016	173	29,3	13,0
2017	144	23,9	13,2
2018	198	32,3	14,9
2019	227	36,3	14,3
2020	238	37,5	14,4
2021	245	38,0	16,2
2022	270	40,9	17,4



In 2022, there are 270 accredited or registered mediators who practise court related mediation which represents 40,9 accredited or registered mediators per 100 000 inhabitants.

The variation of the number of mediators between 2021 and 2022 is about 10,2%.

The figures provided represent the total number of accredited mediators as of 31 December of the reference year (in civil, commercial and criminal matters) without taking into account mediators who have ceased their activity.

While no detailed analysis has been conducted on this matter, the use of mediation has emerged in recent years as a preferable alternative for resolving minor cases, such as disputes between neighbours. The increase observed since 2020 in the number of criminal cases where parties agree to initiate mediation could be attributed to positive experiences with the mediation centre, particularly with a view to avoiding such matters being referred to already burdened courts, notably following the health crisis.

Number of notaries in 2022

Notaries	Absolute Number	Per 100 000 inhabitants	
	Luxembourg	Luxembourg	EU Median
Total	36	5,4	7,6
1.Private professionals	NAP	NAP	-
2.Holders of public offices appointed by the State	36	5,4	7,6
3.Civil servants	NAP	NAP	-
4.Other	NAP	NAP	-

In 2022, there are 36 notaries which represents 5,4 notaries per 100 000 inhabitants.

7. ICT tools of courts in Luxembourg (2022 data)

The ICT questions

The answers to the ICT questions in 2022 can be summarised to:

Writing assistance tools	Civil and/or commercial	Administrative	Criminal
Deployment rate	75-95 %	NAP	75-95 %
Usage rate	75-95 %	NAP	75-95 %

Features of the writing assistance tools	Civil and/or commercial	Administrative	Criminal
Templates	Yes	NAP	Yes
Automatically generated text	Yes	NAP	Yes
Automatically suggested decision	No	NAP	Yes
Speech-to-text	No	NAP	No
Electronic signature	No	NAP	Yes
Other special functionality	No	NAP	No

Recording of court hearings	Civil and/or commercial	Administrative	Criminal
Deployment rate	NAP	NAP	NAP
Usage rate	NAP	NAP	NAP

Features of the recording of court hearings	Civil and/or commercial	Administrative	Criminal
Audio recording	NAP	NAP	NAP
Video recording	NAP	NAP	NAP
Systematic recording for all hearings	NAP	NAP	NAP
Automatically indexed recording	NAP	NAP	NAP
Automatic transcript from recording	NAP	NAP	NAP
Possibility to request a copy of the recording	NAP	NAP	NAP
Other special functionality	NAP	NAP	NAP

8. Systems for measuring and evaluating the performance of courts and public prosecution services in Luxembourg (2022 data)

In Luxembourg, quality standards are not determined for the judicial system at the national level.

Systems for measuring and evaluating courts' performance

A regular monitoring system of court activities is in place concerning:

Number of incoming cases	✓	Satisfaction of users (regarding the services delivered by the courts)	✗
Length of proceedings (timeframes)	✓	Costs of the judicial procedures	✓
Number of resolved cases	✓	Number of appeals	✓
Number of pending cases	✓	Appeal ratio	✓
Backlogs	✓	Clearance rate	✓
Productivity of judges and court staff	✗	Disposition time	✓
Satisfaction of court staff	✗	Other	✗

No regular system has been implemented up to today. However, a monitoring can be done through the statistical service of the judiciary (SSJ) on an punctual basis and upon request of the competent authorities.

Quantitative performance targets do not exist for judges. ✗

If targets are not met, none of the following consequences are possible:

Without disciplinary procedure

Warning by court's president	NAP
Temporary salary reduction	NAP
Reflected in the individual assessment	NAP
Other	NAP

With disciplinary procedure

Warning by court's president	NAP
Temporary salary reduction	NAP
Reflected in the individual assessment	NAP
Other	NAP

A regular monitoring system of public prosecution services activities is in place concerning:

Number of incoming cases	✓	Satisfaction of users (regarding the services delivered by the public prosecution)	✗
Length of proceedings (timeframes)	✓	Costs of the judicial procedures	✓
Number of resolved cases	✓	Clearance rate	✓
Number of pending cases	✓	Disposition time	✓
Backlogs	✓	Percentage of convictions and acquittals	✓
Productivity of prosecutors and prosecution staff	✗	Other	✗
Satisfaction of prosecution staff	✗		

In Luxembourg, there is no system to regularly evaluate the activity of each public prosecution service quantitatively nor qualitatively.

Quantitative performance targets do not exist for public prosecutors. ✗

If targets are not met, none of the following consequences are possible:

Without disciplinary procedure

Warning by head of prosecution	NAP
Temporary salary reduction	NAP
Reflected in the individual assessment	NAP
Other	NAP

With disciplinary procedure

Warning by head of prosecution	NAP
Temporary salary reduction	NAP
Reflected in the individual assessment	NAP
Other	NAP

Luxembourg

(2012-2022) data tables

Question	2012	2013	2014	2015	2016	2017	2018	2019	2020	2021	2022	Variations for quantitative questions	
												2012-2022	2021-2022
Table General Data: Economic and demographic data, in absolute values (Q1, Q3, Q5)													
Q1 Number of inhabitants	525 000	550 000	563 000	563 000	590 700	602 005	613 900	626 108	634 730	645 397	660 809	25,9%	2,4%
Q.3 GDP Per capita (in €) in current prices	83 600	83 400	88 500	88 500	90 700	92 026	95 943	101 446	101 056	114 400	119 200	42,6%	4,2%
Q5. Exchange rate of Nat currency to € on 1 Jan	NAP	NAP	NAP	NAP	NAP	NAP	NAP	NAP	NAP	NAP	NAP	-	-
Indicator 1: Systems for measuring and evaluating the performance of courts and prosecution services													
(Q66, Q67, Q77, Q78, Q77-1, Q78-1, Q73, Q73-0, Q73-1, Q73-2, Q73-3, Q73-4, Q73-5, Q73-6, Q70, Q70-1, Q71, Q72, Q83-2, Q83-3, Q120 and Q120-1)													
66 Qlty standards formulated_jud system	No	No	No	No	False	False	False	False	False	False	False	False	
67 Specialised court staff entrusted_qlty standards	No	No	No	No	False	False	False	False	False	False	False	False	
070.1.1 number of incoming cases	Yes	Yes	Yes	Yes	True	True	True	True	True	True	True	True	
070.1.2 length of proceedings (timeframes)	No	No	No	Yes	True	True	True	True	True	True	True	True	
070.1.3 number of resolved cases	Yes	Yes	Yes	Yes	True	True	True	True	True	True	True	True	
070.1.4 number of pending cases							True	True	True	True	True	True	
070.1.5 backlogs							True	True	True	True	True	True	
070.1.6 productivity of judges and court staff							False	False	False	False	False	False	
070.1.7 satisfaction of court staff							False	False	False	False	False	False	
070.1.8 satisfaction of users (regarding the services delivered by the courts)							False	False	False	False	False	False	
070.1.9 costs of the judicial procedures							True	True	True	True	True	True	
070.1.10 number of appeals							True	True	True	True	True	True	
070.1.11 appeal ratio							True	True	True	True	True	True	
070.1.12 clearance rate							True	True	True	True	True	True	
070-1.1.1 Number of incoming cases									True	True	True	True	
070-1.1.2 Length of proceedings (timeframes)									True	True	True	True	
070-1.1.3 Number of resolved cases									True	True	True	True	
070-1.1.4 Number of pending cases									True	True	True	True	

Luxembourg

(2012-2022) data tables

Question	2012	2013	2014	2015	2016	2017	2018	2019	2020	2021	2022	Variations for quantitative questions	
												2012-2022	2021-2022
070-1.1.5 Backlogs									True	True	True		
070-1.1.6 Productivity of prosecutors and prosecution staff									False	False	False		
070-1.1.7 Satisfaction of prosecution staff									False	False	False		
070-1.1.8 Satisfaction of users (regarding the services delivered by the public prosecution)									False	False	False		
070-1.1.9 Costs of the judicial procedures									True	True	True		
070-1.1.10 Clearance rate									True	True	True		
070-1.1.11 Disposition time									True	True	True		
070-1.1.12 Percentage of convictions and acquittals									True	True	True		
070-1.1.13 Other									False	False	False		
071.1.1 Monitoring backlogs in Civil law cases									True	True	True		
071.1.2 Monitoring backlogs in Criminal law cases									True	True	True		
071.1.3 Monitoring backlogs in Administrative law cases									True	True	True		
072.1.1 Monitoring timeframes Within the courts									False	False	False		
072.1.2 Monitoring timeframes Within the public prosecution services									False	False	False		
083-2.1.1 Quantitative performance tagets defined for each prosecutors									False	False	False		
083-3.1.1 Body responsible - Executive power (for example the Ministry of Justice)									NAP	NAP	NAP		
083-3.1.2 Body responsible - Prosecutor General /State public prosecutor									NAP	NAP	NAP		
083-3.1.3 Body responsible - Public Prosecutorial Council									NAP	NAP	NAP		
083-3.1.4 Body responsible - Head of the organisational unit or hierarchically superior public prosecutor									NAP	NAP	NAP		
083-3.1.5 Body responsible - Other									NAP	NAP	NAP		
120.1.1 Qualitative individual assessment of the public prosecutors' work									-	-	-		
120-1.1.1 Feequency - Annual									-	-	NAP		
120-1.1.2 Feequency - Less frequent									-	-	NAP		
120-1.1.3 Feequency - More frequent									-	-	NAP		

Luxembourg

(2012-2022) data tables

Question	2012	2013	2014	2015	2016	2017	2018	2019	2020	2021	2022	Variations for quantitative questions	
												2012-2022	2021-2022
Indicator 2: The judicial organisation													
(Q42, Q43 and Q44)													
Q42.1.1Total number of all courts - legal entities									13	13	13	-	0,0%
Q42.1.2 Total number of courts of general jurisdiction - legal entities									7	7	7	-	0,0%
Q42.1.3 First instance courts of general jurisdiction - legal entities	5	5	5	5	5	5	5	5	5	5	5	0,0%	0,0%
Q42.1.4 Second instance courts of general jurisdiction - legal entities									1	1	1	-	0,0%
Q42.1.5 Highest instance courts of general jurisdiction - legal entities									1	1	1	-	0,0%
Q42.1.6 Total number of specialised courts - legal entities									6	6	6	-	0,0%
43.1.1 Total number of specialised courts of first instance	13	23	-	2	13	13	13	13	3	3	3	-76,9%	0,0%
43.1.2 Commercial courts (excluded insolvency courts)	2	2	2	NAP	2	2	2	2	NAP	NAP	NAP	-	-
43.1.3 Insolvency courts	NAP	NAP	NAP	NAP	NAP	NAP	NAP	NAP	NAP	NAP	NAP	-	-
43.1.4 Labour courts	3	3	3	NAP	3	3	3	3	NAP	NAP	NAP	-	-
43.1.5 Family courts	2	5	2	NAP	2	2	2	2	NAP	NAP	NAP	-	-
43.1.6 Rent and tenancies courts	3	3	3	NAP	3	3	3	3	NAP	NAP	NAP	-	-
43.1.7 Enforcement of criminal sanctions courts	NAP	NAP	NAP	NAP	NAP	NAP	NAP	NAP	NAP	NAP	NAP	-	-
43.1.8 Fight against terrorism, organised crime and corruption	NAP	NAP	NAP	NAP	NAP	NAP	NAP	NAP	NAP	NAP	NAP	-	-
43.1.9 Internet related disputes	NAP	NAP	NAP	NAP	NAP	NAP	NAP	NAP	NAP	NAP	NAP	-	-
43.1.10 Administrative courts	1	1	1	1	1	1	1	1	1	1	1	0,0%	0,0%
43.1.11 Insurance and / or social welfare courts	1	1	1	1	1	1	1	1	1	1	1	0,0%	0,0%
43.1.12 Military courts	1	1	1	1	1	1	1	1	1	1	1	0,0%	0,0%
43.1.13 Juvenile courts									NAP	NAP	NAP	-	-
43.1.14 Other specialised courts	NAP	NAP	NAP	NAP	NAP	NAP	NAP	NAP	NAP	NAP	NAP	-	-
43.2.1 Total number of specialised courts of higher instances									3	3	3	-	0,0%
43.2.2 Commercial courts (excluded insolvency courts)									NAP	NAP	NAP	-	-

Luxembourg

(2012-2022) data tables

Question	2012	2013	2014	2015	2016	2017	2018	2019	2020	2021	2022	Variations for quantitative questions	
												2012-2022	2021-2022
43.2.3 Insolvency courts									NAP	NAP	NAP	-	-
43.2.4 Labour courts									NAP	NAP	NAP	-	-
43.2.5 Family courts									NAP	NAP	NAP	-	-
43.2.6 Rent and tenancies courts									NAP	NAP	NAP	-	-
43.2.7 Enforcement of criminal sanctions courts									NAP	NAP	NAP	-	-
43.2.8 Fight against terrorism, organised crime and corruption									NAP	NAP	NAP	-	-
43.2.9 Internet related disputes									NAP	NAP	NAP	-	-
43.2.10 Administrative courts									1	1	1	-	0,0%
43.2.11 Insurance and / or social welfare courts									1	1	1	-	0,0%
43.2.12 Military courts									1	1	1	-	0,0%
43.2.13 Juvenile courts									NAP	NAP	NAP	-	-
43.2.14 Other specialised courts									NAP	NAP	NAP	-	-
44.1.1 First instance courts geographic locations									3	3	3	-	0,0%
44.1.2 All courts geographic locations	8	8	8	8	8	8	8	8	8	8	8	0,0%	0,0%

Indicator 3: The performance of courts at all stages of the proceedings													
First instance other than criminal cases (Q91)													
91.1.1 1st inst courts_Pending cases on 1 Jan. Total of other than criminal law cases (1+2+3+4)	NA	NA	NA	NA	NA	NA	NA	NA	4 871	5 507	5 624	-	2,1%
91.1.2 1st inst courts_Pending cases on 1 Jan. Civil (and commercial) litigious cases	5 072	5 007	1 218	1 382	1 137	1 136	1 306	1 649	2 561	3 133	3 209	-36,7%	2,4%
91.1.3 1st inst courts_Pending cases on 1 Jan. Non litigious cases (2.1+2.2+2.3)			NA	NA	1 646	1 440	1 314	1 319	1 103	1 029	987	-	-4,1%
91.1.4 1st inst courts_Pending cases on 1 Jan. General civil (and commercial) non-litigious cases	NA	NA	NAP	NAP	NAP	NAP	NAP	NAP	NAP	NAP	NAP	-	-
91.1.5 1st inst courts_Pending cases on 1 Jan. Registry cases (2.2.1+2.2.2+2.2.3)			NAP	NAP	NAP	NAP	NAP	NAP	NAP	NAP	NAP	-	-
91.1.6 1st inst courts_Pending cases on 1 Jan. Non litigious land registry cases	NA	NA	NAP	NAP	NAP	NAP	NAP	NAP	NAP	NAP	NAP	-	-
91.1.7 1st inst courts_Pending cases on 1 Jan. Non-litigious business registry cases	NAP	NAP	NAP	NAP	NAP	NAP	NAP	NAP	NAP	NAP	NAP	-	-
91.1.8 1st inst courts_Pending cases on 1 Jan. Other registry cases			NAP	NAP	NAP	NAP	NAP	NAP	NAP	NAP	NAP	-	-

Luxembourg

(2012-2022) data tables

Question	2012	2013	2014	2015	2016	2017	2018	2019	2020	2021	2022	Variations for quantitative questions	
												2012-2022	2021-2022
91.1.9 1st inst courts_Pending cases on 1 Jan. Other non-litigious cases			NA	NA	1 646	1 440	1 314	1 319	1 103	1 029	987	-	-4,1%
91.1.10 1st inst courts_Pending cases on 1 Jan. Administrative law cases	NA	NA	NA	NA	NA	NA	NA	NA	1 207	1 345	1 428	-	6,2%
91.1.11 1st inst courts_Pending cases on 1 Jan. Other cases (e.g. insolvency registry cases)	NAP	NAP	NAP	NAP	NAP	NAP	NAP	NAP	NAP	NAP	NAP	-	-
91.2.1 1st inst courts_Incoming cases_Total of other than criminal law cases (1+2+3+4)	NA	NA	NA	NA	10 911	10 776	11 820	14 208	13 339	13 081	11 983	-	-8,4%
91.2.2 1st inst courts_Incoming cases_Civil (and commercial) litigious cases	4 718	4 643	5 074	4 555	4 533	4 604	5 248	7 626	7 665	7 692	6 808	44,3%	-11,5%
91.2.3 1st inst courts_Incoming cases_Non litigious cases (2.1+2.2+2.3)			NA	NA	5 195	4 959	5 326	5 126	4 579	4 312	4 024	-	-6,7%
91.2.4 1st inst courts_Incoming cases_General civil (and commercial) non-litigious cases	937	948	NAP	NAP	1 111	987	1 031	1 047	865	835	607	-35,2%	-27,3%
91.2.5 1st inst courts_Incoming cases_Registry cases (2.2.1+2.2.2+2.2.3)			NAP	NAP	NAP	NAP	NAP	NAP	NAP	NAP	NAP	-	-
91.2.6 1st inst courts_Incoming cases_Non litigious land registry cases	NA	NA	NAP	NAP	NAP	NAP	NAP	NAP	NAP	NAP	NAP	-	-
91.2.7 1st inst courts_Incoming cases_Non-litigious business registry cases	NAP	NAP	NAP	NAP	NAP	NAP	NAP	NAP	NAP	NAP	NAP	-	-
91.2.8 1st inst courts_Incoming cases_Other registry cases			NAP	NAP	NAP	NAP	NAP	NAP	NAP	NAP	NAP	-	-
91.2.9 1st inst courts_Incoming cases_Other non-litigious cases			NA	NA	4 084	3 972	4 295	4 079	3 714	3 477	3 417	-	-1,7%
91.2.10 1st inst courts_Incoming cases_Administrative law cases	1 615	1 372	1 372	1 264	1 183	1 213	1 246	1 456	1 095	1 077	1 151	-28,7%	6,9%
91.2.11 1st inst courts_Incoming cases_Other cases (e.g. insolvency registry cases)	NAP	NAP	NAP	NAP	NAP	NAP	NAP	NAP	NAP	NAP	NAP	-	-
91.3.1 1st inst courts_Resolved cases_Total of other than criminal law cases (1+2+3+4)	NA	NA	NA	NA	11 091	10 637	11 297	13 151	12 703	12 964	11 738	-	-9,5%
91.3.2 1st inst courts_Resolved cases_Civil (and commercial) litigious cases	8 155	8 432	4 910	4 800	4 534	4 434	4 905	6 714	7 093	7 616	6 689	-18,0%	-12,2%
91.3.3 1st inst courts_Resolved cases_Non litigious cases (2.1+2.2+2.3)			NA	NA	5 401	5 059	5 321	5 342	4 653	4 354	3 995	-	-8,2%
91.3.4 1st inst courts_Resolved cases_General civil (and commercial) non-litigious cases	937	948	1 044	1 104	1 111	987	1 031	1 047	865	835	607	-35,2%	-27,3%
91.3.5 1st inst courts_Resolved cases_Registry cases (2.2.1+2.2.2+2.2.3)			NAP	NAP	NAP	NAP	NAP	NAP	NAP	NAP	NAP	-	-
91.3.6 1st inst courts_Resolved cases_Non litigious land registry cases	NA	NA	NAP	NAP	NAP	NAP	NAP	NAP	NAP	NAP	NAP	-	-
91.3.7 1st inst courts_Resolved cases_Non-litigious business registry cases	NAP	NAP	NAP	NAP	NAP	NAP	NAP	NAP	NAP	NAP	NAP	-	-
91.3.8 1st inst courts_Resolved cases_Other registry cases			NAP	NAP	NAP	NAP	NAP	NAP	NAP	NAP	NAP	-	-
91.3.9 1st inst courts_Resolved cases_Other non-litigious cases			NA	NA	4 290	4 072	4 290	4 295	3 788	3 519	3 388	-	-3,7%
91.3.10 1st inst courts_Resolved cases_Administrative law cases	1 127	1 283	1 283	1 146	1 156	1 144	1 071	1 095	957	994	1 054	-6,5%	6,0%

Luxembourg

(2012-2022) data tables

Question	2012	2013	2014	2015	2016	2017	2018	2019	2020	2021	2022	Variations for quantitative questions	
												2012-2022	2021-2022
91.3.11 1st inst courts_Resolved cases_Other cases (e.g. insolvency registry cases)	NAP	NAP	NAP	NAP	NAP	NAP	NAP	NAP	NAP	NAP	NAP	-	-
91.4.1 1st inst courts_Pending cases on 31 Dec. Total of other than criminal law cases (1+2+3+4)	NA	NA	NA	NA	NA	NA	NA	NA	5 507	5 624	5 869	-	4,4%
91.4.2 1st inst courts_Pending cases on 31 Dec. Civil (and commercial) litigious cases	1 635	1 218	1 382	1 137	1 136	1 306	1 649	2 561	3 133	3 209	3 328	103,5%	3,7%
91.4.3 1st inst courts_Pending cases on 31 Dec. Non litigious cases (2.1+2.2+2.3)			NA	NA	1 440	1 341	1 319	1 103	1 029	987	1 016	-	2,9%
91.4.4 1st inst courts_Pending cases on 31 Dec. General civil (and commercial) non-litigious cases	-	-	NAP	NAP	NAP	NAP	NAP	NAP	NAP	NAP	NAP	-	-
91.4.5 1st inst courts_Pending cases on 31 Dec. Registry cases (2.2.1+2.2.2+2.2.3)			NAP	NAP	NAP	NAP	NAP	NAP	NAP	NAP	NAP	-	-
91.4.6 1st inst courts_Pending cases on 31 Dec. Non litigious land registry cases	NA	NA	NAP	NAP	NAP	NAP	NAP	NAP	NAP	NAP	NAP	-	-
91.4.7 1st inst courts_Pending cases on 31 Dec. Non-litigious business registry cases	NAP	NAP	NAP	NAP	NAP	NAP	NAP	NAP	NAP	NAP	NAP	-	-
91.4.8 1st inst courts_Pending cases on 31 Dec. Other registry cases			NAP	NAP	NAP	NAP	NAP	NAP	NAP	NAP	NAP	-	-
91.4.9 1st inst courts_Pending cases on 31 Dec. Other non-litigious cases			NA	NA	1 440	1 341	1 319	1 103	1 029	987	1 016	-	2,9%
91.4.10 1st inst courts_Pending cases on 31 Dec. Administrative law cases	NA	NA	NA	NA	NA	NA	NA	NA	1 345	1 428	1 525	-	6,8%
91.4.11 1st inst courts_Pending cases on 31 Dec. Other cases (e.g. insolvency registry cases)	NAP	NAP	3 700	NAP	NAP	NAP	NAP	NAP	NAP	NAP	NAP	-	-
Clearence rate and Disposition time for first instance other than criminal cases (Q91)													
CR Total of other than criminal law cases	NA	NA	NA	NA	101,6%	98,7%	95,6%	92,6%	95,2%	99,1%	98,0%	-	(1,15)
CR Civil (and commercial) litigious cases	172,8%	181,6%	96,8%	105,4%	100,0%	96,3%	93,5%	88,0%	92,5%	99,0%	98,3%	(74,60)	(0,76)
CR Non litigious cases (2.1+2.2+2.3)	-	-	NA	NA	104,0%	102,0%	99,9%	104,2%	101,6%	101,0%	99,3%	-	(1,69)
CR General civil (and commercial) non-litigious cases	100,0%	100,0%	NAP	NAP	100,0%	100,0%	100,0%	100,0%	100,0%	100,0%	100,0%	-	-
CR Registry cases (2.2.1+2.2.2+2.2.3)	-	-	NAP	NAP	NAP	NAP	NAP	NAP	NAP	NAP	NAP	-	-
CR Non litigious land registry cases	NA	NA	NAP	NAP	NAP	NAP	NAP	NAP	NAP	NAP	NAP	-	-
CR Non-litigious business registry cases	NAP	NAP	NAP	NAP	NAP	NAP	NAP	NAP	NAP	NAP	NAP	-	-
CR Other registry cases	-	-	NAP	NAP	NAP	NAP	NAP	NAP	NAP	NAP	NAP	-	-
CR Other non-litigious cases	-	-	NA	NA	105,0%	102,5%	99,9%	105,3%	102,0%	101,2%	99,2%	-	(2,06)
CR Administrative law cases	69,8%	93,5%	93,5%	90,7%	97,7%	94,3%	86,0%	75,2%	87,4%	92,3%	91,6%	21,79	(0,72)
CR Other cases (e.g. insolvency registry cases)	NAP	NAP	NAP	NAP	NAP	NAP	NAP	NAP	NAP	NAP	NAP	-	-

Luxembourg

(2012-2022) data tables

Question	2012	2013	2014	2015	2016	2017	2018	2019	2020	2021	2022	Variations for quantitative questions	
												2012-2022	2021-2022
DT Total of other than criminal law cases	NA	NA	NA	NA	NA	NA	NA	NA	158	158	183	-	15,3%
DT Civil (and commercial) litigious cases	73	53	103	86	91	108	123	139	161	154	182	148,2%	18,1%
DT Non litigious cases (2.1+2.2+2.3)	-	-	NA	NA	97	97	90	75	81	83	93	-	12,2%
DT General civil (and commercial) non-litigious cases	-	-	NAP	NAP	NAP	NAP	NAP	NAP	NAP	NAP	NAP	-	-
DT Registry cases (2.2.1+2.2.2+2.2.3)	-	-	NAP	NAP	NAP	NAP	NAP	NAP	NAP	NAP	NAP	-	-
DT Non litigious land registry cases	NA	NA	NAP	NAP	NAP	NAP	NAP	NAP	NAP	NAP	NAP	-	-
DT Non-litigious business registry cases	NAP	NAP	NAP	NAP	NAP	NAP	NAP	NAP	NAP	NAP	NAP	-	-
DT Other registry cases	-	-	NAP	NAP	NAP	NAP	NAP	NAP	NAP	NAP	NAP	-	-
DT Other non-litigious cases	-	-	NA	NA	123	120	112	94	99	102	109	-	6,9%
DT Administrative law cases	NA	NA	NA	NA	NA	NA	NA	NA	513	524	528	-	0,7%
DT Other cases (e.g. insolvency registry cases)	NAP	NAP	NAP	NAP	NAP	NAP	NAP	NAP	NAP	NAP	NAP	-	-

Second instance other than criminal cases (Q97)													
97.1.1 2nd inst courts_Pending cases on 1 Jan. Total of other than criminal law cases (1+2+3+4)				NA	NA	NA	NA	NA	NA	NA	NA	-	-
97.1.2 2nd inst courts_Pending cases on 1 Jan. Civil (and commercial) litigious cases				2 111	2 111	2 033	1 814	1 683	1 648	1 591	1 617	-	1,6%
97.1.3 2nd inst courts_Pending cases on 1 Jan. Non litigious cases (2.1+2.2+2.3)				NA	NA	NA	NA	NA	NA	NA	NA	-	-
97.1.4 2nd inst courts_Pending cases on 1 Jan. General civil (and commercial) non-litigious cases				NA	NA	NA	NA	NA	NA	NA	NA	-	-
97.1.5 2nd inst courts_Pending cases on 1 Jan. Registry cases (2.2.1+2.2.2+2.2.3)				NA	NA	NA	NAP	NAP	NAP	NAP	NAP	-	-
97.1.6 2nd inst courts_Pending cases on 1 Jan. Non litigious land registry cases				NA	NA	NA	NAP	NAP	NAP	NAP	NAP	-	-
97.1.7 2nd inst courts_Pending cases on 1 Jan. Non-litigious business registry cases				NA	NA	NA	NAP	NAP	NAP	NAP	NAP	-	-
97.1.8 2nd inst courts_Pending cases on 1 Jan. Other registry cases				NA	NA	NA	NAP	NAP	NAP	NAP	NAP	-	-
97.1.9 2nd inst courts_Pending cases on 1 Jan. Other non-litigious cases				NA	NA	NA	NA	NA	NA	NA	NA	-	-
97.1.10 2nd inst courts_Pending cases on 1 Jan. Administrative law cases				168	157	153	161	154	163	240	182	-	-24,2%
97.1.11 2nd inst courts_Pending cases on 1 Jan. Other cases				NA	NA	NA	NA	NA	NA	NA	NA	-	-

Luxembourg

(2012-2022) data tables

Question	2012	2013	2014	2015	2016	2017	2018	2019	2020	2021	2022	Variations for quantitative questions	
												2012-2022	2021-2022
97.2.1 2nd inst courts_Incoming cases_Total of other than criminal law cases (1+2+3+4)				NA	NA	NA	NA	NA	NA	NA	NA	-	-
97.2.2 2nd inst courts_Incoming cases_Civil (and commercial) litigious cases				1 283	1 265	1 202	1 125	1 197	1 112	1 204	1 182	-	-1,8%
97.2.3 2nd inst courts_Incoming cases_Non litigious cases (2.1+2.2+2.3)				NA	NA	NA	NA	NA	NA	NA	NA	-	-
97.2.4 2nd inst courts_Incoming cases_General civil (and commercial) non-litigious cases				NA	NA	NA	NA	NA	NA	NA	NA	-	-
97.2.5 2nd inst courts_Incoming cases_Registry cases (2.2.1+2.2.2+2.2.3)				NA	NA	NA	NAP	NAP	NAP	NAP	NAP	-	-
97.2.6 2nd inst courts_Incoming cases_Non litigious land registry cases				NA	NA	NA	NAP	NAP	NAP	NAP	NAP	-	-
97.2.7 2nd inst courts_Incoming cases_Non-litigious business registry cases				NA	NA	NA	NAP	NAP	NAP	NAP	NAP	-	-
97.2.8 2nd inst courts_Incoming cases_Other registry cases				NA	NA	NA	NAP	NAP	NAP	NAP	NAP	-	-
97.2.9 2nd inst courts_Incoming cases_Other non-litigious cases				NA	NA	NA	NA	NA	NA	NA	NA	-	-
97.2.10 2nd inst courts_Incoming cases_Administrative law cases				273	241	286	246	218	285	237	270	-	13,9%
97.2.11 2nd inst courts_Incoming cases_Other cases				NA	NA	NA	NA	NA	NA	NA	NA	-	-
97.3.1 2nd inst courts_Resolved cases_Total of other than criminal law cases (1+2+3+4)				NA	NA	NA	NA	NA	NA	NA	NA	-	-
97.3.2 2nd inst courts_Resolved cases_Civil (and commercial) litigious cases				1 283	1 343	1 421	1 290	1 232	1 169	1 178	1 232	-	4,6%
97.3.3 2nd inst courts_Resolved cases_Non litigious cases (2.1+2.2+2.3)				NA	NA	NA	NA	NA	NA	NA	NA	-	-
97.3.4 2nd inst courts_Resolved cases_General civil (and commercial) non-litigious cases				NA	NA	NA	NA	NA	NA	NA	NA	-	-
97.3.5 2nd inst courts_Resolved cases_Registry cases (2.2.1+2.2.2+2.2.3)				NA	NA	NA	NAP	NAP	NAP	NAP	NAP	-	-
97.3.6 2nd inst courts_Resolved cases_Non litigious land registry cases				NA	NA	NA	NAP	NAP	NAP	NAP	NAP	-	-
97.3.7 2nd inst courts_Resolved cases_Non-litigious business registry cases				NA	NA	NA	NAP	NAP	NAP	NAP	NAP	-	-
97.3.8 2nd inst courts_Resolved cases_Other registry cases				NA	NA	NA	NAP	NAP	NAP	NAP	NAP	-	-
97.3.9 2nd inst courts_Resolved cases_Other non-litigious cases				NA	NA	NA	NA	NA	NA	NA	NA	-	-
97.3.10 2nd inst courts_Resolved cases_Administrative law cases				284	245	278	253	209	208	295	278	-	-5,8%
97.3.11 2nd inst courts_Resolved cases_Other cases				NA	NA	NA	NA	NA	NA	NA	NA	-	-
97.4.1 2nd inst courts_Pending cases on 31 Dec. Total of other than criminal law cases (1+2+3+4)				NA	NA	NA	NA	NA	NA	NA	NA	-	-
97.4.2 2nd inst courts_Pending cases on 31 Dec. Civil (and commercial) litigious cases				2 111	2 033	1 814	1 649	1 648	1 591	1 617	1 567	-	-3,1%

Luxembourg

(2012-2022) data tables

Question	2012	2013	2014	2015	2016	2017	2018	2019	2020	2021	2022	Variations for quantitative questions	
												2012-2022	2021-2022
97.4.3 2nd inst courts_Pending cases on 31 Dec. Non litigious cases (2.1+2.2+2.3)				NA	NA	NA	NA	NA	NA	NA	NA	-	-
97.4.4 2nd inst courts_Pending cases on 31 Dec. General civil (and commercial) non-litigious cases				NA	NA	NA	NA	NA	NA	NA	NA	-	-
97.4.5 2nd inst courts_Pending cases on 31 Dec. Registry cases (2.2.1+2.2.2+2.2.3)				NA	NA	NA	NAP	NAP	NAP	NAP	NAP	-	-
97.4.6 2nd inst courts_Pending cases on 31 Dec. Non litigious land registry cases				NA	NA	NA	NAP	NAP	NAP	NAP	NAP	-	-
97.4.7 2nd inst courts_Pending cases on 31 Dec. Non-litigious business registry cases				NA	NA	NA	NAP	NAP	NAP	NAP	NAP	-	-
97.4.8 2nd inst courts_Pending cases on 31 Dec. Other registry cases				NA	NA	NA	NAP	NAP	NAP	NAP	NAP	-	-
97.4.9 2nd inst courts_Pending cases on 31 Dec. Other non-litigious cases				NA	NA	NA	NA	NA	NA	NA	NA	-	-
97.4.10 2nd inst courts_Pending cases on 31 Dec. Administrative law cases				157	153	161	154	163	240	182	174	-	-4,4%
97.4.11 2nd inst courts_Pending cases on 31 Dec. Other cases				NA	NA	NA	NA	NA	NA	NA	NA	-	-
97.5.1 2nd inst courts_Pending more than 2 years - Total of other than criminal law cases (1+2+3+4)				-	NA	NA	NA	NA	NA	NA	NA	-	-
97.5.2 2nd inst courts_Pending more than 2 years - Civil (and commercial) litigious cases				-	NA	NA	NA	NA	NA	NA	NA	-	-
97.5.10 2nd inst courts_Pending more than 2 years - Administrative law cases				-	NA	NA	NA	NA	NA	NA	NA	-	-
Clearance rate and disposition time for second instance other than criminal law cases (Q97)													
CR Total of other than criminal law cases				NA	NA	NA	NA	NA	NA	NA	NA	-	-
CR Civil (and commercial) litigious cases				100,0%	106,2%	118,2%	114,7%	102,9%	105,1%	97,8%	104,2%	-	6,39
CR Non litigious cases (2.1+2.2+2.3)				NA	NA	NA	NA	NA	NA	NA	NA	-	-
CR General civil (and commercial) non-litigious cases				NA	NA	NA	NA	NA	NA	NA	NA	-	-
CR Registry cases (2.2.1+2.2.2+2.2.3)				NA	NA	NA	NAP	NAP	NAP	NAP	NAP	-	-
CR Non litigious land registry cases				NA	NA	NA	NAP	NAP	NAP	NAP	NAP	-	-
CR Non-litigious business registry cases				NA	NA	NA	NAP	NAP	NAP	NAP	NAP	-	-
CR Other registry cases				NA	NA	NA	NAP	NAP	NAP	NAP	NAP	-	-
CR Other non-litigious cases				NA	NA	NA	NA	NA	NA	NA	NA	-	-
CR Administrative law cases				104,0%	101,7%	97,2%	102,8%	95,9%	73,0%	124,5%	103,0%	-	(21,51)
CR Other cases (e.g. insolvency registry cases)				NA	NA	NA	NA	NA	NA	NA	NA	-	-

Luxembourg

(2012-2022) data tables

Question	2012	2013	2014	2015	2016	2017	2018	2019	2020	2021	2022	Variations for quantitative questions	
												2012-2022	2021-2022
DT Total of other than criminal law cases				NA	NA	NA	NA	NA	NA	NA	NA	-	-
DT Civil (and commercial) litigious cases				601	553	466	467	488	497	501	464	-	-7,3%
DT Non litigious cases (2.1+2.2+2.3)				NA	NA	NA	NA	NA	NA	NA	NA	-	-
DT General civil (and commercial) non-litigious cases				NA	NA	NA	NA	NA	NA	NA	NA	-	-
DT Registry cases (2.2.1+2.2.2+2.2.3)				NA	NA	NA	NAP	NAP	NAP	NAP	NAP	-	-
DT Non litigious land registry cases				NA	NA	NA	NAP	NAP	NAP	NAP	NAP	-	-
DT Non-litigious business registry cases				NA	NA	NA	NAP	NAP	NAP	NAP	NAP	-	-
DT Other registry cases				NA	NA	NA	NAP	NAP	NAP	NAP	NAP	-	-
DT Other non-litigious cases				NA	NA	NA	NA	NA	NA	NA	NA	-	-
DT Administrative law cases				202	228	211	222	285	421	225	228	-	1,5%
DT Other cases (e.g. insolvency registry cases)				NA	NA	NA	NA	NA	NA	NA	NA	-	-
Supreme courts' other than criminal law cases (Q99)													
99.1.1 High inst courts_Pending cases on 1 Jan. Total of other than criminal law cases (1+2+3+4)				70	81	81	109	104	109	109	88	-	-19,3%
99.1.2 High inst courts_Pending cases on 1 Jan. Civil (and commercial) litigious cases				70	81	81	109	104	109	109	88	-	-19,3%
99.1.3 High inst courts_Pending cases on 1 Jan. Non litigious cases (2.1+2.2+2.3)				NAP	NAP	NAP	NAP	NAP	NAP	NAP	NAP	-	-
99.1.4 High inst courts_Pending cases on 1 Jan. General civil (and commercial) non-litigious cases				NAP	NAP	NAP	NAP	NAP	NAP	NAP	NAP	-	-
99.1.5 High inst courts_Pending cases on 1 Jan. Registry cases (2.2.1+2.2.2+2.2.3)				NAP	NAP	NAP	NAP	NAP	NAP	NAP	NAP	-	-
99.1.6 High inst courts_Pending cases on 1 Jan. Non litigious land registry cases				NAP	NAP	NAP	NAP	NAP	NAP	NAP	NAP	-	-
99.1.7 High inst courts_Pending cases on 1 Jan. Non-litigious business registry cases				NAP	NAP	NAP	NAP	NAP	NAP	NAP	NAP	-	-
99.1.8 High inst courts_Pending cases on 1 Jan. Other registry cases				NAP	NAP	NAP	NAP	NAP	NAP	NAP	NAP	-	-
99.1.9 High inst courts_Pending cases on 1 Jan. Other non-litigious cases				NAP	NAP	NAP	NAP	NAP	NAP	NAP	NAP	-	-
99.1.10 High inst courts_Pending cases on 1 Jan. Administrative law cases				NAP	NAP	NAP	NAP	NAP	NAP	NAP	NAP	-	-
99.1.11 High inst courts_Pending cases on 1 Jan. Other cases (e.g. insolvency registry cases)				NAP	NAP	NAP	NAP	NAP	NAP	NAP	NAP	-	-
99.2.1 High inst courts_Incoming cases_Total of other than criminal law cases (1+2+3+4)				114	107	128	107	116	108	82	76	-	-7,3%

Luxembourg

(2012-2022) data tables

Question	2012	2013	2014	2015	2016	2017	2018	2019	2020	2021	2022	Variations for quantitative questions	
												2012-2022	2021-2022
99.2.2 High inst courts_Incoming cases_Civil (and commercial) litigious cases				114	107	128	107	116	108	82	76	-	-7,3%
99.2.3 High inst courts_Incoming cases_Non litigious cases (2.1+2.2+2.3)				NAP	NAP	NAP	NAP	NAP	NAP	NAP	NAP	-	-
99.2.4 High inst courts_Incoming cases_General civil (and commercial) non-litigious cases				NAP	NAP	NAP	NAP	NAP	NAP	NAP	NAP	-	-
99.2.5 High inst courts_Incoming cases_Registry cases (2.2.1+2.2.2+2.2.3)				NAP	NAP	NAP	NAP	NAP	NAP	NAP	NAP	-	-
99.2.6 High inst courts_Incoming cases_Non litigious land registry cases				NAP	NAP	NAP	NAP	NAP	NAP	NAP	NAP	-	-
99.2.7 High inst courts_Incoming cases_Non-litigious business registry cases				NAP	NAP	NAP	NAP	NAP	NAP	NAP	NAP	-	-
99.2.8 High inst courts_Incoming cases_Other registry cases				NAP	NAP	NAP	NAP	NAP	NAP	NAP	NAP	-	-
99.2.9 High inst courts_Incoming cases_Other non-litigious cases				NAP	NAP	NAP	NAP	NAP	NAP	NAP	NAP	-	-
99.2.10 High inst courts_Incoming cases_Administrative law cases				NAP	NAP	NAP	NAP	NAP	NAP	NAP	NAP	-	-
99.2.11 High inst courts_Incoming cases_Other cases (e.g. insolvency registry cases)				NAP	NAP	NAP	NAP	NAP	NAP	NAP	NAP	-	-
99.3.1 High inst courts_Resolved cases_Total of other than criminal law cases (1+2+3+4)				103	107	100	102	111	108	103	103	-	0,0%
99.3.2 High inst courts_Resolved cases_Civil (and commercial) litigious cases				103	107	100	102	111	108	103	103	-	0,0%
99.3.3 High inst courts_Resolved cases_Non litigious cases (2.1+2.2+2.3)				NAP	NAP	NAP	NAP	NAP	NAP	NAP	NAP	-	-
99.3.4 High inst courts_Resolved cases_General civil (and commercial) non-litigious cases				NAP	NAP	NAP	NAP	NAP	NAP	NAP	NAP	-	-
99.3.5 High inst courts_Resolved cases_Registry cases (2.2.1+2.2.2+2.2.3)				NAP	NAP	NAP	NAP	NAP	NAP	NAP	NAP	-	-
99.3.6 High inst courts_Resolved cases_Non litigious land registry cases				NAP	NAP	NAP	NAP	NAP	NAP	NAP	NAP	-	-
99.3.7 High inst courts_Resolved cases_Non-litigious business registry cases				NAP	NAP	NAP	NAP	NAP	NAP	NAP	NAP	-	-
99.3.8 High inst courts_Resolved cases_Other registry cases				NAP	NAP	NAP	NAP	NAP	NAP	NAP	NAP	-	-
99.3.9 High inst courts_Resolved cases_Other non-litigious cases				NAP	NAP	NAP	NAP	NAP	NAP	NAP	NAP	-	-
99.3.10 High inst courts_Resolved cases_Administrative law cases				NAP	NAP	NAP	NAP	NAP	NAP	NAP	NAP	-	-
99.3.11 High inst courts_Resolved cases_Other cases (e.g. insolvency registry cases)				NAP	NAP	NAP	NAP	NAP	NAP	NAP	NAP	-	-
99.4.1 High inst courts_Pending cases on 31 Dec. Total of other than criminal law cases (1+2+3+4)				81	81	109	114	109	109	88	61	-	-30,7%
99.4.2 High inst courts_Pending cases on 31 Dec. Civil (and commercial) litigious cases				81	81	109	114	109	109	88	61	-	-30,7%
99.4.3 High inst courts_Pending cases on 31 Dec. Non litigious cases (2.1+2.2+2.3)				NAP	NAP	NAP	NAP	NAP	NAP	NAP	NAP	-	-

Luxembourg

(2012-2022) data tables

Question	2012	2013	2014	2015	2016	2017	2018	2019	2020	2021	2022	Variations for quantitative questions	
												2012-2022	2021-2022
99.4.4 High inst courts_Pending cases on 31 Dec. General civil (and commercial) non-litigious cases				NAP	NAP	NAP	NAP	NAP	NAP	NAP	NAP	-	-
99.4.5 High inst courts_Pending cases on 31 Dec. Registry cases (2.2.1+2.2.2+2.2.3)				NAP	NAP	NAP	NAP	NAP	NAP	NAP	NAP	-	-
99.4.6 High inst courts_Pending cases on 31 Dec. Non litigious land registry cases				NAP	NAP	NAP	NAP	NAP	NAP	NAP	NAP	-	-
99.4.7 High inst courts_Pending cases on 31 Dec. Non-litigious business registry cases				NAP	NAP	NAP	NAP	NAP	NAP	NAP	NAP	-	-
99.4.8 High inst courts_Pending cases on 31 Dec. Other registry cases				NAP	NAP	NAP	NAP	NAP	NAP	NAP	NAP	-	-
99.4.9 High inst courts_Pending cases on 31 Dec. Other non-litigious cases				NAP	NAP	NAP	NAP	NAP	NAP	NAP	NAP	-	-
99.4.10 High inst courts_Pending cases on 31 Dec. Administrative law cases				NAP	NAP	NAP	NAP	NAP	NAP	NAP	NAP	-	-
99.4.11 High inst courts_Pending cases on 31 Dec. Other cases (e.g. insolvency registry cases)				NAP	NAP	NAP	NAP	NAP	NAP	NAP	NAP	-	-
99.5.1 High inst courts_Pending more than 2 years - Total of other than criminal law cases (1+2+3+4)				-	NA	NA	NA	NA	NA	NA	NA	-	-
99.5.2 High inst courts_Pending more than 2 years - Civil (and commercial) litigious cases				-	NA	NA	NA	NA	NA	NA	NA	-	-
99.5.10 High inst courts_Pending more than 2 years - Administrative law cases				-	NAP	NAP	NA	NAP	NAP	NAP	NAP	-	-
Clearance rate and disposition time for Supreme courts' other than criminal law cases (Q97)													
CR Total of other than criminal law cases				90,4%	100,0%	78,1%	95,3%	95,7%	100,0%	125,6%	135,5%	-	9,92
CR Civil (and commercial) litigious cases				90,4%	100,0%	78,1%	95,3%	95,7%	100,0%	125,6%	135,5%	-	9,92
CR Non litigious cases (2.1+2.2+2.3)				NAP	NAP	NAP	NAP	NAP	NAP	NAP	NAP	-	-
CR General civil (and commercial) non-litigious cases				NAP	NAP	NAP	NAP	NAP	NAP	NAP	NAP	-	-
CR Registry cases (2.2.1+2.2.2+2.2.3)				NAP	NAP	NAP	NAP	NAP	NAP	NAP	NAP	-	-
CR Non litigious land registry cases				NAP	NAP	NAP	NAP	NAP	NAP	NAP	NAP	-	-
CR Non-litigious business registry cases				NAP	NAP	NAP	NAP	NAP	NAP	NAP	NAP	-	-
CR Other registry cases				NAP	NAP	NAP	NAP	NAP	NAP	NAP	NAP	-	-
CR Other non-litigious cases				NAP	NAP	NAP	NAP	NAP	NAP	NAP	NAP	-	-
CR Administrative law cases				NAP	NAP	NAP	NAP	NAP	NAP	NAP	NAP	-	-
CR Other cases (e.g. insolvency registry cases)				NAP	NAP	NAP	NAP	NAP	NAP	NAP	NAP	-	-
DT Total of other than criminal law cases				287	276	398	408	358	368	312	216	-	-30,7%

Luxembourg

(2012-2022) data tables

Question	2012	2013	2014	2015	2016	2017	2018	2019	2020	2021	2022	Variations for quantitative questions	
												2012-2022	2021-2022
DT Civil (and commercial) litigious cases				287	276	398	408	358	368	312	216	-	-30,7%
DT Non litigious cases (2.1+2.2+2.3)				NAP	NAP	NAP	NAP	NAP	NAP	NAP	NAP	-	-
DT General civil (and commercial) non-litigious cases				NAP	NAP	NAP	NAP	NAP	NAP	NAP	NAP	-	-
DT Registry cases (2.2.1+2.2.2+2.2.3)				NAP	NAP	NAP	NAP	NAP	NAP	NAP	NAP	-	-
DT Non litigious land registry cases				NAP	NAP	NAP	NAP	NAP	NAP	NAP	NAP	-	-
DT Non-litigious business registry cases				NAP	NAP	NAP	NAP	NAP	NAP	NAP	NAP	-	-
DT Other registry cases				NAP	NAP	NAP	NAP	NAP	NAP	NAP	NAP	-	-
DT Other non-litigious cases				NAP	NAP	NAP	NAP	NAP	NAP	NAP	NAP	-	-
DT Administrative law cases				NAP	NAP	NAP	NAP	NAP	NAP	NAP	NAP	-	-
DT Other cases (e.g. insolvency registry cases)				NAP	NAP	NAP	NAP	NAP	NAP	NAP	NAP	-	-
First instance criminal law cases (Q94)													
094.1.1 Total - pending 1 Jan									NA	NA	NA	-	-
094.1.2 Severe cases - pending 1 Jan									NA	NA	NA	-	-
094.1.3 Misdemeanour cases - pending 1 Jan									NA	NA	NA	-	-
094.1.4 Other - pending 1 Jan									NA	NA	NA	-	-
094.2.1 Total -incoming									NA	NA	NA	-	-
094.2.2 Severe cases - incoming									NA	NA	NA	-	-
094.2.3 Misdemeanour cases - incoming									NA	NA	NA	-	-
094.2.4 Other - incoming									1 995	2 176	2 180	-	0,2%
094.3.1 Total - resolved									13 858	14 253	14 015	-	-1,7%
094.3.2 Severe cases -resolved									4 272	4 699	4 479	-	-4,7%
094.3.3 Misdemeanour cases - resolved									7 998	7 848	7 812	-	-0,5%
094.3.4 Other - resolved									1 588	1 706	1 724	-	1,1%
094.4.1 Total - pending 31 Dec									NA	NA	NA	-	-

Luxembourg

(2012-2022) data tables

Question	2012	2013	2014	2015	2016	2017	2018	2019	2020	2021	2022	Variations for quantitative questions	
												2012-2022	2021-2022
094.4.2 Severe cases - pending 31 Dec									NA	NA	NA	-	-
094.4.3 Misdemeanour cases - pending 31 Dec									NA	NA	NA	-	-
094.4.4 Other - pending 31 Dec									NA	NA	NA	-	-
094.5.1 Total - pending more then 2 years									NA	NA	NA	-	-
094.5.2 Severe cases - pending more then 2 years									NA	NA	NA	-	-
094.5.3 Misdemeanour cases - pending more then 2 years									NA	NA	NA	-	-
094.5.4 Other - pending more then 2 years									NA	NA	NA	-	-
Clearance rate and disposition time for first instance criminal law cases (Q94)													
CR of Total									NA	NA	NA	-	-
CR of Severe cases									NA	NA	NA	-	-
CR of Misdemeanour cases									NA	NA	NA	-	-
CR of Other									80%	78%	79%	-	0,87
DT of Total									NA	NA	NA	-	-
DT of Severe cases									NA	NA	NA	-	-
DT of Misdemeanour cases									NA	NA	NA	-	-
DT of Other									NA	NA	NA	-	-
Second instance criminal law cases (Q98)													
098.1.1 Total - pending 1 Jan									NA	NA	NA	-	-
098.1.2 Severe cases - pending 1 Jan									NA	NA	NA	-	-
098.1.3 Misdemeanour cases - pending 1 Jan									NA	NA	NA	-	-
098.1.4 Other - pending 1 Jan									NAP	NAP	NAP	-	-
098.2.1 Total -incoming									418	384	443	-	15,4%
098.2.2 Severe cases - incoming									374	345	398	-	15,4%

Luxembourg

(2012-2022) data tables

Question	2012	2013	2014	2015	2016	2017	2018	2019	2020	2021	2022	Variations for quantitative questions	
												2012-2022	2021-2022
098.2.3 Misdemeanour cases - incoming									44	39	45	-	15,4%
098.2.4 Other - incoming									NAP	NAP	NAP	-	-
098.3.1 Total - resolved									459	438	387	-	-11,6%
098.3.2 Severe cases -resolved									398	381	344	-	-9,7%
098.3.3 Misdemeanour cases - resolved									61	57	43	-	-24,6%
098.3.4 Other - resolved									NAP	NAP	NAP	-	-
098.4.1 Total - pending 31 Dec									NA	NA	NA	-	-
098.4.2 Severe cases - pending 31 Dec									NA	NA	NA	-	-
098.4.3 Misdemeanour cases - pending 31 Dec									NA	NA	NA	-	-
098.4.4 Other - pending 31 Dec									NAP	NAP	NAP	-	-
098.5.1 Total - pending more then 2 years									NA	NA	NA	-	-
098.5.2 Severe cases - pending more then 2 years									NA	NA	NA	-	-
098.5.3 Misdemeanour cases - pending more then 2 years									NA	NA	NA	-	-
098.5.4 Other - pending more then 2 years									NAP	NAP	NAP	-	-
Clearance rate and disposition time for second instance criminal law cases (Q98)													
CR of Total									109,8%	114,1%	87,4%	-	(23,41)
CR o2 Severe cases									106,4%	110,4%	86,4%	-	(21,73)
CR of Misdemeanour cases									138,6%	146,2%	95,6%	-	(34,62)
CR of Other									NAP	NAP	NAP	-	-
DT of Total									NA	NA	NA	-	-
DT of Severe cases									NA	NA	NA	-	-
DT of Misdemeanour cases									NA	NA	NA	-	-
DT of Other									NAP	NAP	NAP	-	-
Supreme courts' criminal law cases (Q100)													

Luxembourg

(2012-2022) data tables

Question	2012	2013	2014	2015	2016	2017	2018	2019	2020	2021	2022	Variations for quantitative questions	
												2012-2022	2021-2022
100.1.1 Total - pending 1 Jan									39	31	31	-	0,0%
100.1.2 Severe cases - pending 1 Jan									NAP	NAP	NAP	-	-
100.1.3 Misdemeanour cases - pending 1 Jan									NAP	NAP	NAP	-	-
100.1.4 Other - pending 1 Jan									NAP	NAP	NAP	-	-
100.2.1 Total -incoming									42	50	39	-	-22,0%
100.2.2 Severe cases - incoming									NAP	NAP	NAP	-	-
100.2.3 Misdemeanour cases - incoming									NAP	NAP	NAP	-	-
100.2.4 Other - incoming									NAP	NAP	NAP	-	-
100.3.1 Total - resolved									50	50	44	-	-12,0%
100.3.2 Severe cases -resolved									NAP	NAP	NAP	-	-
100.3.3 Misdemeanour cases - resolved									NAP	NAP	NAP	-	-
100.3.4 Other - resolved									NAP	NAP	NAP	-	-
100.4.1 Total - pending 31 Dec									31	31	26	-	-16,1%
100.4.2 Severe cases - pending 31 Dec									NAP	NAP	NAP	-	-
100.4.3 Misdemeanour cases - pending 31 Dec									NAP	NAP	NAP	-	-
100.4.4 Other - pending 31 Dec									NAP	NAP	NAP	-	-
100.5.1 Total - pending more then 2 years									NA	NA	NA	-	-
100.5.2 Severe cases - pending more then 2 years									NAP	NAP	NAP	-	-
100.5.3 Misdemeanour cases - pending more then 2 years									NAP	NAP	NAP	-	-
100.5.4 Other - pending more then 2 years									NAP	NAP	NAP	-	-
Clearance rate and disposition time for supreme courts' criminal law cases (Q100)													
CR of Total									119,0%	100,0%	112,8%	-	12,82
CR of Severe cases									NAP	NAP	NAP	-	-
CR of Misdemeanour cases									NAP	NAP	NAP	-	-

Luxembourg

(2012-2022) data tables

Question	2012	2013	2014	2015	2016	2017	2018	2019	2020	2021	2022	Variations for quantitative questions	
												2012-2022	2021-2022
CR of Other									NAP	NAP	NAP	-	-
DT of Total									226	226	216	-	-4,7%
DT of Severe cases									NAP	NAP	NAP	-	-
DT of Misdemeanour cases									NAP	NAP	NAP	-	-
DT of Other									NAP	NAP	NAP	-	-
Indicator 4: Public prosecution services													
(Q107, Q107-1, Q109)													
1. Pending cases on 1 Jan. ref. year									NA	NA	NA	-	-
2. Incoming/received cases									62 116	58 313	65 201	-	11,8%
3. Processed cases (3.1 + 3.2 + 3.3 + 3.4)									35 563	36 414	37 965	-	4,3%
3.1. Discontinued during the reference year (3.1.1+3.1.2+3.1.3+3.1.4.)									23 366	23 984	24 958	-	4,1%
3.1.1 Discontinued by the public prosecutor because the offender could not be identified									3 600	3 210	3 492	-	8,8%
3.1.2 Discontinued by the public prosecutor due to the lack of an established offence or a specific legal situation									3 875	4 408	4 756	-	7,9%
3.1.3 Discontinued by the public prosecutor for reasons of opportunity									15 725	16 327	16 561	-	1,4%
3.1.4 Discontinued for other reasons									166	39	149	-	282,1%
3.2. Concluded by a penalty or a measure imposed or negotiated by the public prosecutor									673	877	1 002	-	14,3%
3.3. Cases brought to court									11 524	11 553	12 005	-	3,9%
4. Pending cases on 31 Dec. ref. year									NA	NA	NA	-	-
Public prosecution: Ratio of processed cases with incoming cases									0,57	0,62	0,58	-	-6,8%
Public prosecution: Ratio of pending cases with incoming cases									NA	NA	NA	-	-
Number of cases concluded with the guilty plea procedure - Total									32	64	70	-	9,4%
Number of cases concluded with the guilty plea procedure - Total - Severe criminal cases									NAP	NAP	NAP	-	-

Luxembourg

(2012-2022) data tables

Question	2012	2013	2014	2015	2016	2017	2018	2019	2020	2021	2022	Variations for quantitative questions	
												2012-2022	2021-2022
Number of cases concluded with the guilty plea procedure - Total - Misdemeanour and / or minor criminal cases									32	64	70	-	9,4%
Number of cases concluded with the guilty plea procedure - Before the main trial - Total									32	64	70	-	9,4%
Number of cases concluded with the guilty plea procedure - Before the main trial - Severe criminal cases									NAP	NAP	NAP	-	-
Number of cases concluded with the guilty plea procedure - Before the main trial - Misdemeanour and / or minor criminal cases									32	64	70	-	9,4%
Number of cases concluded with the guilty plea procedure - During the main trial - Total									-	-	-	-	-
Number of cases concluded with the guilty plea procedure - During the main trial - Severe criminal cases									NAP	NAP	NAP	-	-
Number of cases concluded with the guilty plea procedure - During the main trial - Misdemeanour and / or minor criminal cases									-	-	-	-	-
Budget of public prosecution services (Q13)													
Total approved annual public budget allocated to the public prosecution services in €	NA	NA	NA	NA	NA	NA	NA	NA	NA	NA	NA	-	-
Total implemented annual public budget allocated to the public prosecution services in €	-	-	NA	NA	NA	NA	NA	NA	NA	NA	NA	-	-
Approved annual public budget allocated to training of public prosecution services in € (included in the total)	-	-	-	-	-	-	NA	NA	NA	NA	NA	-	-
Implemented annual public budget allocated to training of public prosecution services in € (included in the total)	-	-	-	-	-	-	NA	NA	NA	NA	NA	-	-

Indicator 5: Access to justice													
System for compensating users													
(Q37)													
Number of requests for compensation													
037.1.1 Total									NA	NA	NA	-	-

Luxembourg

(2012-2022) data tables

Question	2012	2013	2014	2015	2016	2017	2018	2019	2020	2021	2022	Variations for quantitative questions	
												2012-2022	2021-2022
037.1.2 Excessive length of proceedings									NA	NA	NA	-	-
037.1.3 Non-execution of court decisions									NA	NA	NA	-	-
037.1.4 Wrongful arrest/detention									8	9	11	-	22,2%
037.1.5 Wrongful conviction									NA	NA	NA	-	-
037.1.6 Other									NA	NA	NA	-	-
Number of compensations granted													
037.2.1 Total									NA	NA	NA	-	-
037.2.2 Excessive length of proceedings									NA	NA	NA	-	-
037.2.3 Non-execution of court decisions									NA	NA	NA	-	-
037.2.4 Wrongful arrest/detention									7	7	5	-	-28,6%
037.2.5 Wrongful conviction									NA	NA	NA	-	-
037.2.6 Other									NA	NA	NA	-	-
Amount of compensations granted (in €)													
037.3.1 Total									NA	NA	NA	-	-
037.3.2 Excessive length of proceedings									NA	NA	NA	-	-
037.3.3 Non-execution of court decisions									NA	NA	NA	-	-
037.3.4 Wrongful arrest/detention									125 599 €	133 961 €	42 600 €	-	-68,2%
037.3.5 Wrongful conviction									NA	NA	NA	-	-
037.3.6 Other									NA	NA	NA	-	-

Indicator 6: The ICT tools of courts and for court users												
(Q62-23, Q62-24, Q62-25, Q62-26)												
Writing assistance tools												
062-23.1.1.1 Deployment rate in civil and/or commercial matter											75-95 %	
062-23.1.2.1 Usage rate in civil and/or commercial matter											75-95 %	

Luxembourg

(2012-2022) data tables

Question	2012	2013	2014	2015	2016	2017	2018	2019	2020	2021	2022	Variations for quantitative questions		
												2012-2022	2021-2022	
062-23.1.3.1 Deployment rate in administrative matter											NAP			
062-23.2.1.1 Usage rate in administrative matter											NAP			
062-23.2.2.1 Deployment rate in criminal matter											75-95 %			
062-23.2.3.1 Usage rate in criminal matter											75-95 %			
Features of the writing assistance tools														
Civil and/or commercial matter														
062-24.1.1.1 Templates											True			
062-24.1.1.2 Automatically generated text											True			
062-24.1.1.3 Automatically suggested decision											False			
062-24.1.1.4 Speech-to-text											False			
062-24.1.1.5 Electronic signature											False			
062-24.1.1.6 Other special functionality											False			
Administrative matter														
062-24.1.2.1 Templates											NAP			
062-24.1.2.2 Automatically generated text											NAP			
062-24.1.2.3 Automatically suggested decision											NAP			
062-24.1.2.4 Speech-to-text											NAP			
062-24.1.2.5 Electronic signature											NAP			
062-24.1.2.6 Other special functionality											NAP			
Criminal matter														
062-24.1.3.1 Templates											True			
062-24.1.3.2 Automatically generated text											True			
062-24.1.3.3 Automatically suggested decision											True			
062-24.1.3.4 Speech-to-text											False			

Luxembourg

(2012-2022) data tables

Question	2012	2013	2014	2015	2016	2017	2018	2019	2020	2021	2022	Variations for quantitative questions	
												2012-2022	2021-2022
062-24.1.3.5 Electronic signature											True		
062-24.1.3.6 Other special functionality											False		
Recording of court hearings													
062-25.1.1.1 Deployment rate in civil and/or commercial matter											NAP		
062-25.1.2.1 Usage rate in civil and/or commercial matter											NAP		
062-25.1.3.1 Deployment rate in administrative matter											NAP		
062-25.2.1.1 Usage rate in administrative matter											NAP		
062-25.2.2.1 Deployment rate in criminal matter											NAP		
062-25.2.3.1 Usage rate in criminal matter											NAP		
Features of the recording of court hearings													
Civil and/or commercial matter													
062-26.1.1.1 Audio recording											NAP		
062-26.1.1.2 Video recording											NAP		
062-26.1.1.3 Systematic recording for all hearings											NAP		
062-26.1.1.4 Automatically indexed recording											NAP		
062-26.1.1.5 Automatic transcript from recording											NAP		
062-26.1.1.6 Possibility to request a copy of the recording											NAP		
062-26.1.1.7 Other special functionality							-	-			NAP		
Administrative matter													
062-26.1.2.1 Audio recording											NAP		
062-26.1.2.2 Video recording											NAP		
062-26.1.2.3 Systematic recording for all hearings											NAP		
062-26.1.2.4 Automatically indexed recording											NAP		
062-26.1.2.5 Automatic transcript from recording											NAP		

Luxembourg

(2012-2022) data tables

Question	2012	2013	2014	2015	2016	2017	2018	2019	2020	2021	2022	Variations for quantitative questions	
												2012-2022	2021-2022
062-26.1.2.6 Possibility to request a copy of the recording											NAP		
062-26.1.2.7 Other special functionality							-	-			NAP		
Criminal matter													
062-26.1.3.1 Audio recording											NAP		
062-26.1.3.2 Video recording											NAP		
062-26.1.3.3 Systematic recording for all hearings											NAP		
062-26.1.3.4 Automatically indexed recording											NAP		
062-26.1.3.5 Automatic transcript from recording											NAP		
062-26.1.3.6 Possibility to request a copy of the recording											NAP		
062-26.1.3.7 Other special functionality											NAP		

Indicator 7: Professionals of justice													
(Q46, Q46-2, Q52, Q52-1, Q55, Q60, Q4, Q132, Q133, Q144, Q145, Q146)													
46.1.1 Total Number of professional judges	179	180	184	183	187	198	222	226	229	230	232	29,6%	0,9%
46.1.2 Number of 1st inst professional judges	139	139	143	142	143	146	168	170	171	174	173	24,5%	-0,6%
46.1.3 Number of 2nd inst professional judges	NA	NA	37	37	40	47	49	51	53	51	54	-	5,9%
46.1.4 Number of Supreme court professional judges	40	41	4	4	4	5	5	5	5	5	5	-87,5%	0,0%
46.2.1 Number of professional judges_males	NA	63	65	64	66	70	71	71	70	64	65	-	1,6%
46.2.2 Number of 1st instance professional judges_males	NA	46	49	48	49	47	50	50	49	44	43	-	-2,3%
46.2.3 Number of 2nd instance professional judges_males	NA	NA	14	14	13	19	17	17	18	18	19	-	5,6%
46.2.4 Number of Supreme court professional judges_males	NA	17	2	2	4	4	4	4	3	2	3	-	50,0%
46.3.1 Number of professional judges_females	NA	117	119	119	121	128	151	155	159	166	167	-	0,6%
46.3.2 Number of 1st inst professional judges_females	NA	93	94	94	94	99	118	120	122	130	130	-	0,0%
46.3.3 Number of 2nd inst professional judges_females	NA	NA	23	23	27	28	32	34	35	33	35	-	6,1%
46.3.4 Number of Supreme court professional judges_females	NA	24	2	2	-	1	1	1	2	3	2	-	-33,3%

Luxembourg

(2012-2022) data tables

Question	2012	2013	2014	2015	2016	2017	2018	2019	2020	2021	2022	Variations for quantitative questions	
												2012-2022	2021-2022
046-2.1.1 Number of professional judges (FTE) - Total									229	230	232	-	0,9%
046-2.1.2 Professional judges of first instance (FTE) - Total									171	174	173	-	-0,6%
046-2.1.3 Professional judges of second instance (FTE) - Total									53	51	54	-	5,9%
046-2.1.4 Professional judges of supreme court (FTE) - Total									5	5	5	-	0,0%
046-2.2.1 Number of professional judges (FTE) - Civil and commercial									144	144	146	-	1,4%
046-2.2.2 Professional judges of first instance (FTE) - Civil and commercial									106	108	107	-	-0,9%
046-2.2.3 Professional judges of second instance (FTE) - Civil and commercial									33	36	39	-	8,3%
046-2.2.4 Professional judges of supreme court (FTE) - Civil and commercial									NAP	NAP	NAP	-	-
046-2.3.1 Number of professional judges (FTE) - Criminal									63	60	60	-	0,0%
046-2.3.2 Professional judges of first instance (FTE) - Criminal									48	50	50	-	0,0%
046-2.3.3 Professional judges of second instance (FTE) - Criminal									15	10	10	-	0,0%
046-2.3.4 Professional judges of supreme court (FTE) - Criminal									NAP	NAP	NAP	-	-
046-2.4.1 Number of professional judges (FTE) - Administrative									22	21	21	-	0,0%
046-2.4.2 Professional judges of first instance (FTE) - Administrative									17	16	16	-	0,0%
046-2.4.3 Professional judges of second instance (FTE) - Administrative									5	5	5	-	0,0%
046-2.4.4 Professional judges of supreme court (FTE) - Administrative									NAP	NAP	NAP	-	-
046-2.5.1 Number of professional judges (FTE) - Other									NAP	NAP	5	-	-
046-2.5.2 Professional judges of first instance (FTE) - Other									NAP	NAP	NAP	-	-
046-2.5.3 Professional judges of second instance (FTE) - Other									NAP	NAP	NAP	-	-
046-2.5.4 Professional judges of supreme court (FTE) - Other									NAP	NAP	5	-	-
52.1.1 Total Number of non judge staff who are working in courts	NA	198	196	197	200	200	220	225	223	239	248	-	3,8%
52.1.2 Number of Non judge staff (Rechtspfleger)	NAP	NAP	NAP	NAP	NAP	NAP	NAP	NAP	NAP	NAP	NAP	-	-
52.1.3 Number of Non-judge staff assisting the judges	NA	192	132	129	131	191	210	215	213	224	230	-	2,7%
52.1.4 Number of Staff in charge of administrative tasks	NA	5	63	67	66	6	3	3	3	3	3	-	0,0%

Luxembourg

(2012-2022) data tables

Question	2012	2013	2014	2015	2016	2017	2018	2019	2020	2021	2022	Variations for quantitative questions	
												2012-2022	2021-2022
52.1.5 Number of Technical staff	NA	1	1	1	3	3	3	3	3	3	4	-	33,3%
52.1.6 Number of Other non judge staff	NA	NAP	NAP	NAP	NAP	NAP	4	4	4	9	11	-	22,2%
52.2.1 Total Number of non judge staff who are working in courts(men)	NA	78	79	78	85	75	84	82	79	87	90	-	3,4%
52.2.2 Number of Non judge staff (Rechtspfleger)(men)	NAP	NAP	NAP	NAP	NAP	NAP	NAP	NAP	NAP	NAP	NAP	-	-
52.2.3 Number of Non-judge staff assisting the judges(men)	NA	75	58	56	59	69	77	75	73	80	82	-	2,5%
52.2.4 Number of Staff in charge of administrative tasks(men)	NA	2	20	21	23	3	2	2	2	2	2	-	0,0%
52.2.5 Number of Technical staff(men)	NA	1	1	1	3	3	3	3	3	3	4	-	33,3%
52.2.6 Number of Other non judge staff(men)	NA	NAP	NAP	NAP	NAP	NAP	2	2	1	2	2	-	0,0%
52.3.1 Total Number of non judge staff who are working in courts(women)	NA	120	117	119	115	125	136	143	144	152	158	-	3,9%
52.3.2 Number of Non judge staff (Rechtspfleger)(women)	NAP	NAP	NAP	NAP	NAP	NAP	NAP	NAP	NAP	NAP	NAP	-	-
52.3.3 Number of Non-judge staff assisting the judges(women)	NA	117	74	73	72	122	133	140	140	144	148	-	2,8%
52.3.4 Number of Staff in charge of administrative tasks(women)	NA	3	43	46	43	3	1	1	1	1	1	-	0,0%
52.3.5 Number of Technical staff(women)	NA	-	-	-	-	-	-	-	-	-	-	-	-
52.3.6 Number of Other non judge staff(women)	NA	NAP	NAP	NAP	NAP	NAP	2	2	3	7	9	-	28,6%
052-1.1.1 Non-judge staff (Total)									223	239	248	-	3,8%
052-1.1.2 Non-judge staff at first instance (total)									199	209	217	-	3,8%
052-1.1.3 Non-judge staff at second instance (total)									22	28	29	-	3,6%
052-1.1.4 Non-judge staff at Supreme court (total)									2	2	2	-	0,0%
052-1.2.1 Non-judge staff (Males)									79	87	90	-	3,4%
052-1.2.2 Non-judge staff at first instance (males)									69	77	79	-	2,6%
052-1.2.3 Non-judge staff at second instance (males)									10	9	10	-	11,1%
052-1.2.4 Non-judge staff at Supreme court (males)									-	1	1	-	0,0%
052-1.3.1 Non-judge staff (females)									144	152	158	-	3,9%
052-1.3.2 Non-judge staff at first instance (females)									130	132	138	-	4,5%

Luxembourg

(2012-2022) data tables

Question	2012	2013	2014	2015	2016	2017	2018	2019	2020	2021	2022	Variations for quantitative questions	
												2012-2022	2021-2022
052-1.3.3 Non-judge staff at second instance (females)									12	19	19	-	0,0%
052-1.3.4 Non-judge staff at supreme court (females)									2	1	1	-	0,0%
055.1.1 Prosecutors (total)									62	63	65	-	3,2%
055.1.2 Prosecutors (1st inst.)									47	48	48	-	0,0%
055.1.3 Prosecutors (2nd inst.)									NAP	NAP	NAP	-	-
055.1.4 Prosecutors (Highest instance)									15	15	17	-	13,3%
055.2.1 Prosecutors - Males -total									31	33	31	-	-6,1%
055.2.2 Prosecutors - Males, 1st inst.									24	27	26	-	-3,7%
055.2.3 Prosecutors - Males, 2nd inst.									NAP	NAP	NAP	-	-
055.2.4 Prosecutors - Males, Supreme courts									7	6	5	-	-16,7%
055.3.1 Prosecutors - Females, Total									31	30	34	-	13,3%
055.3.2 Prosecutors - Females, 1st inst.									23	21	22	-	4,8%
055.3.3 Prosecutors - Females, 2nd inst.									NAP	NAP	NAP	-	-
055.3.4 Prosecutors - Females, Supreme courts									8	9	12	-	33,3%
057 Other with similar duties as public prsecutors											False	-	-
056.1.1 Heads of prosecution (total)											3	-	-
056.1.2 Heads of prosecution (1st inst.)											2	-	-
056.1.3 Heads of prosecution (2nd inst.)											NAP	-	-
056.1.4 Heads of prosecution (Highest instance)											1	-	-
056.2.1 Heads of prosecution - Males -total											2	-	-
056.2.2 Heads of prosecution - Males, 1st inst.											2	-	-
056.2.3 Heads of prosecution - Males, 2nd inst.											NAP	-	-
056.2.4 Heads of prosecution - Males, Supreme courts											0	-	-
056.3.1 Heads of prosecution - Females, Total											1	-	-
056.3.2 Heads of prosecution - Females, 1st inst.											0	-	-

Luxembourg

(2012-2022) data tables

Question	2012	2013	2014	2015	2016	2017	2018	2019	2020	2021	2022	Variations for quantitative questions	
												2012-2022	2021-2022
056.3.3 Heads of prosecution - Females, 2nd inst.											NAP	-	-
056.3.4 Heads of prosecution - Females, Supreme courts											1	-	-
060.1.1 Number of non-prosecutor staff Total							135	-	150	172	188	-	9,3%
060.2.1 Number of non-prosecutor staff Males							78	-	79	89	101	-	13,5%
060.3.1 Number of non-prosecutor staff Females							57	-	71	83	87	-	4,8%
004 Annual average salary in the country							61 720 €	63 015 €	66 524 €	67 574 €	70 583 €	-	4,5%
132.1.1 Gross annual salary, in € - Professional judge at the beginning of career							84 888 €	92 016 €	92 016 €	92 591 €	96 084 €	-	3,8%
132.1.2 Gross annual salary, in € - Judge of the Supreme Court							NA	NA	110 177 €	110 865 €	169 916 €	-	53,3%
132.1.3 Gross annual salary, in € - Public prosecutor at the beginning of career							84 888 €	92 016 €	92 016 €	92 591 €	96 084 €	-	3,8%
132.1.4 Gross annual salary, in € - Public prosecutor of the Supreme Court or the Highest Appellate Instance							NA	NA	110 177 €	110 865 €	169 916 €	-	53,3%
132.2.1 Net annual salary, in € - Professional judge at the beginning of career							NA	NA	NA	NA	NA	-	-
132.2.2 Net annual salary, in € - Judge of the Supreme Court							NA	NA	NA	NA	NA	-	-
132.2.3 Net annual salary, in € - Public prosecutor at the beginning of career							NA	NA	NA	NA	NA	-	-
132.2.4 Net annual salary, in € - Public prosecutor of the Supreme Court or the Highest Appellate Instance							NA	NA	NA	NA	NA	-	-
133.1.1.1 - Additional benefits for judges - Reduced taxation							False	False	False	False	False		
133.1.2.1 - Additional benefits for judges - Special pension							False	False	False	False	False		
133.1.3.1 - Additional benefits for judges - Housing							False	False	False	False	False		
133.1.4.1 - Additional benefits for judges - Other financial benefit							False	True	True	True	True		
133.2.1.1 - Additional benefits for prosecutors - Reduced taxation							False	False	False	False	False		
133.2.2.1 - Additional benefits for prosecutors - Special pension							False	False	False	False	False		
133.2.3.1 - Additional benefits for prosecutors - Housing							False	False	False	False	False		
133.2.4.1 - Additional benefits for prosecutors - Other financial benefit							False	True	True	True	True		

Luxembourg

(2012-2022) data tables

Question	2012	2013	2014	2015	2016	2017	2018	2019	2020	2021	2022	Variations for quantitative questions	
												2012-2022	2021-2022
Lawyers													
(Q146, Q147, Q148)													
146.1.1 Total number of lawyers practising	2 020	2 203	2 180	2 323	2 381	2 597	2 993	2 914	3 080	3 247	3 255	61,1%	0,2%
146.2.1 Practicing lawyers - man							NA	1 553	1 610	NA	1 674	-	-
146.3.1 Practicing lawyers - woman							NA	1 361	1 470	NA	1 581	-	-
147 Does this figure include “legal advisors” who cannot represent their clients in court (for example, some solicitors or in-house counsellors)?				No	False	False	False	False	False	False	False	-	-
148 Number of legal advisors who cannot represent their clients in court:				NAP	NAP	NAP	NAP	NAP	NAP	NAP	NAP	-	-
Indicator 8: Mediators and notaries													
(Q166, Q157)													
166 Number of accredited or registered mediators who practice judicial mediation:	110	130	135	110	173	144	198	227	238	245	270	145,5%	10,2%
166.2.1 Mediators - male							75	83	91	95	101	-	6,3%
166.3.1 Mediators - female							123	144	147	150	169	-	12,7%
192.1.1 Number of notaries											36	-	-
192.1.2 Private professionals (without control from public authorities)											NAP	-	-
192.1.3 Holders of public offices appointed by the State											36	-	-
192.1.4 Civil servants (paid by the State)											NAP	-	-
192.1.5 Other											NAP	-	-
192.2.1 Number of notaries- male											20	-	-
192.2.2 Private professionals (without control from public authorities)- male											NAP	-	-
192.2.3 Holders of public offices appointed by the State- male											20	-	-
192.2.4 Civil servants (paid by the State)- male											NAP	-	-
192.2.5 Other- male											NAP	-	-
192.3.1 Number of notaries- female											16	-	-
192.3.2 Private professionals (without control from public authorities)- female											NAP	-	-
192.3.3 Holders of public offices appointed by the State- female											16	-	-
192.3.4 Civil servants (paid by the State)- female											NAP	-	-
192.3.5 Other- female											NAP	-	-

Key: Variation of more than (+ -) 30%