

# Judiciary at a glance in Luxembourg

(2021 data)

## General data

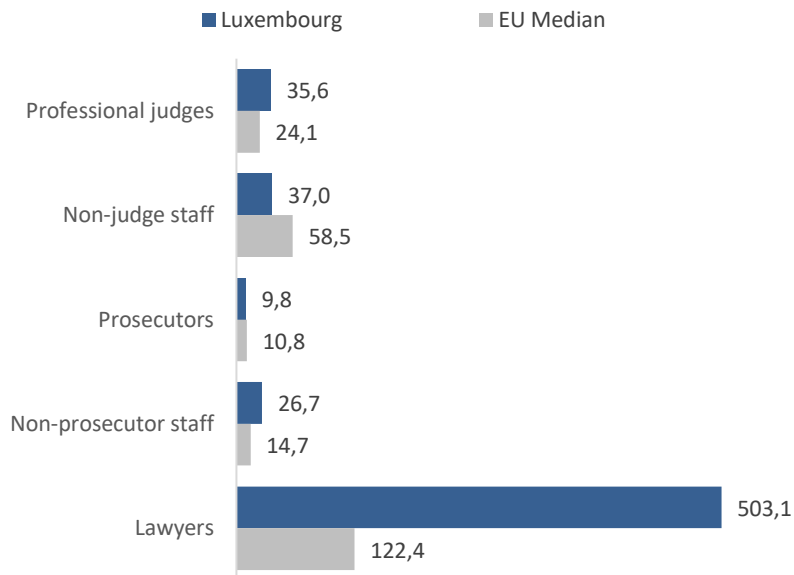
**Population:** 645 397

**GDP per capita:** 114 400 €

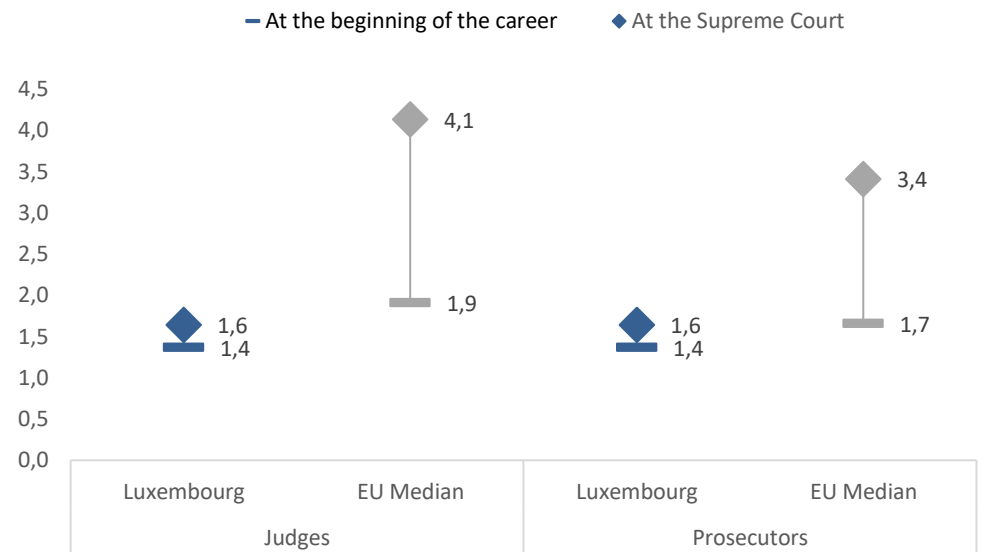
**Average annual salary:** 67 574 €

## Professionals

Judicial professionals per 100 000 inhabitants

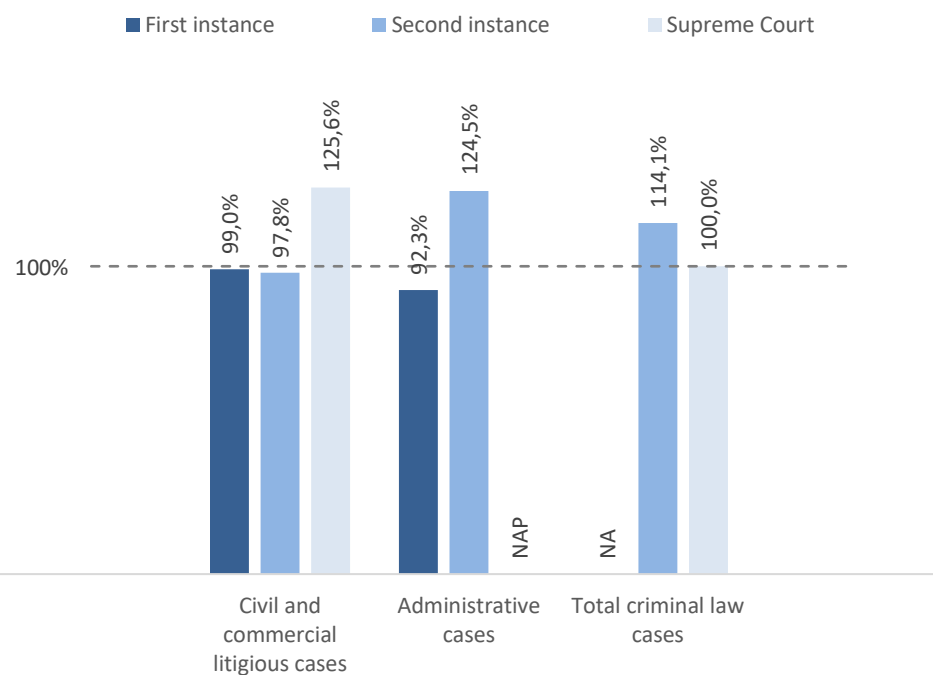


Gross salaries of judges and prosecutors vs average annual salary in 2021

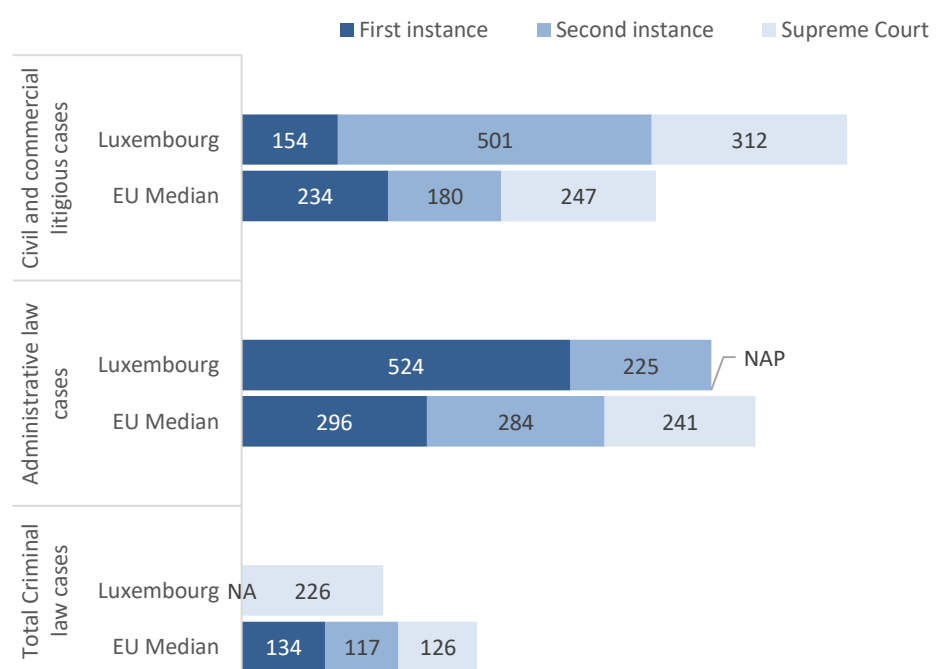


## Efficiency

Clearance Rate by instance and by matter in 2021 (%)

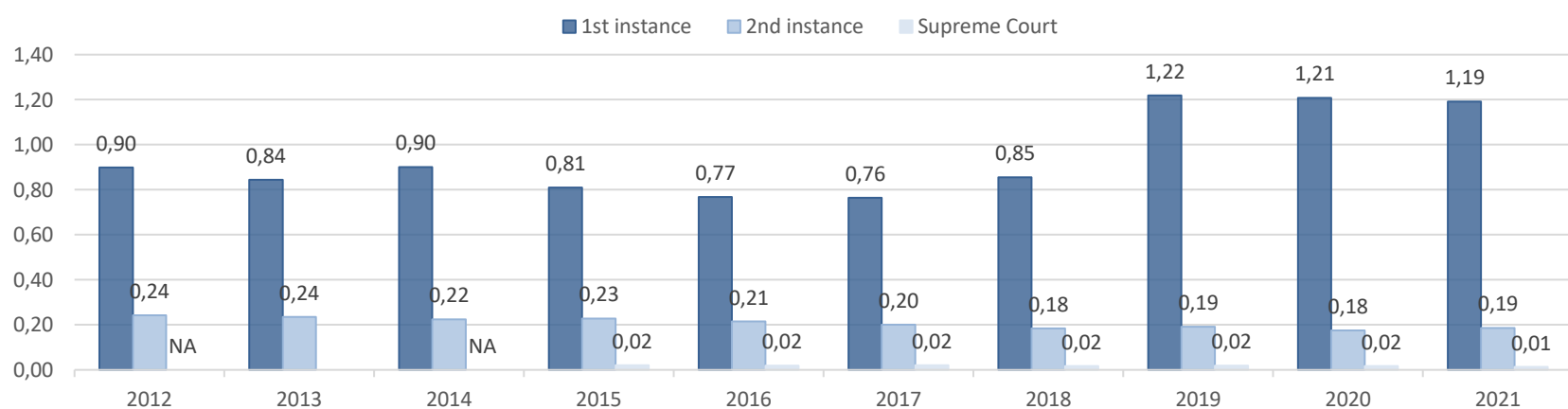


Disposition Time by instance and by matter in 2021 (days)



## Incoming cases per 100 inhabitants

Incoming Civil (and commercial) litigious cases per 100 inhabitants\*



\* Please note that there is no data for the Supreme Court cases for 2013.

Synthesis table for the main indicators for:

Luxembourg

Economic and demographic data	2012	2013	2014	2015	2016	2017	2018	2019	2020	2021	Trend 2012-2021	Variations	
												2012-2021	2020-2021
Population	525 000	550 000	563 000	563 000	590 700	602 005	613 900	626 108	634 730	645 397	<div><div></div><div></div><div></div><div></div><div></div><div></div><div></div><div></div><div></div><div></div><div></div><div></div><div></div><div></div><div></div><div></div><div></div><div></div><div></div><div></div><div></div><div></div><div></div><div></div><div></div><div></div><div></div><div></div><div></div><div></div><div></div><div></div><div></div><div></div><div></div><div></div><div></div><div></div><div></div><div></div><div></div><div></div><div></div><div></div><div></div><div></div><div></div><div></div><div></div><div></div><div></div><div></div><div></div><div></div><div></div><div></div><div></div><div></div><div></div><div></div><div></div><div></div><div></div><div></div><div></div><div></div><div></div><div></div><div></div><div></div><div></div><div></div><div></div><div></div><div></div><div></div><div></div><div></div><div></div><div></div><div></div><div></div><div></div><div></div><div></div><div></div><div></div><div></div><div></div><div></div><div></div><div></div><div></div><div></div><div></div><div></div><div></div><div></div><div></div><div></div><div></div><div></div><div></div><div></div><div></div><div></div><div></div><div></div><div></div><div></div><div></div><div></div><div></div><div></div><div></div><div></div><div></div><div></div><div></div><div></div><div></div><div></div><div></div><div></div><div></div><div></div><div></div><div></div><div></div><div></div><div></div><div></div><div></div><div></div><div></div><div></div><div></div><div></div><div></div><div></div><div></div><div></div><div></div><div></div><div></div><div></div><div></div><div></div><div></div><div></div><div></div><div></div><div></div><div></div><div></div><div></div><div></div><div></div><div></div><div></div><div></div><div></div><div></div><div></div><div></div><div></div><div></div><div></div><div></div><div></div><div></div><div></div><div></div><div></div><div></div><div></div><div></div><div></div><div></div><div></div><div></div><div></div><div></div><div></div><div></div><div></div><div></div><div></div><div></div><div></div><div></div><div></div><div></div><div></div><div></div><div></div><div></div><div></div><div></div><div></div><div></div><div></div><div></div><div></div><div></div><div></div><div></div><div></div><div></div><div></div><div></div><div></div><div></div><div></div><div></div><div></div><div></div><div></div><div></div><div></div><div></div><div></div><div></div><div></div><div></div><div></div><div></div><div></div><div></div><div></div><div></div><div></div><div></div><div></div><div></div><div></div><div></div><div></div><div></div><div></div><div></div><div></div><div></div><div></div><div></div><div></div><div></div><div></div><div></div><div></div><div></div><div></div><div></div><div></div><div></div><div></div><div></div><div></div><div></div><div></div><div></div><div></div><div></div><div></div><div></div><div></div><div></div><div></div><div></div><div></div><div></div><div></div><div></div><div></div><div></div><div></div><div></div><div></div><div></div><div></div><div></div><div></div><div></div><div></div><div></div><div></div><div></div><div></div><div></div><div></div><div></div><div></div><div></div><div></div><div></div><div></div><div></div><div></div><div></div><div></div><div></div><div></div><div></div><div></div><div></div><div></div><div></div><div></div><div></div><div></div><div></div><div></div><div></div><div></div><div></div><div></div><div></div><div></div><div></div><div></div><div></div><div></div><div></div><div></div><div></div><div></div><div></div><div></div><div></div><div></div><div></div><div></div><div></div><div></div><div></div><div></div><div></div><div></div><div></div><div></div><div></div><div></div><div></div><div></div><div></div><div></div><div></div><div></div><div></div><div></div><div></div><div></div><div></div><div></div><div></div><div></div><div></div><div></div><div></div><div></div><div></div><div></div><div></div><div></div><div></div><div></div><div></div><div></div><div></div><div></div><div></div><div></div><div></div><div></div><div></div><div></div><div></div><div></div><div></div><div></div><div></div><div></div><div></div><div></div><div></div><div></div><div></div><div></div><div></div><div></div><div></div><div></div><div></div><div></div><div></div><div></div><div></div><div></div><div></div><div></div><div></div><div></div><div></div><div></div><div></div><div></div><div></div><div></div><div></div><div></div><div></div><div></div><div></div><div></div><div></div><div></div><div></div><div></div><div></div><div></div><div></div><div></div><div></div><div></div><div></div><div></div><div></div><div></div><div></div><div></div><div></div><div></div><div></div><div></div><div></div><div></div><div></div><div></div><div></div><div></div><div></div><div></div><div></div><div></div><div></div><div></div><div></div><div></div><div></div><div></div><div></div><div></div><div></div><div></div><div></div><div></div><div></div><div></div><div></div><div></div><div></div><div></div><div></div><div></div><div></div><div></div><div></div><div></div><div></div><div></div><div></div><div></div><div></div><div></div><div></div><div></div><div></div><div></div><div></div><div></div><div></div><div></div><div></div><div></div><div></div><div></div><div></div><div></div><div></div><div></div><div></div><div></div><div></div><div></div><div></div><div></div><div></div><div></div><div></div><div></div><div></div><div></div><div></div><div></div><div></div><div></div><div></div><div></div><div></div><div></div><div></div><div></div><div></div><div></div><div></div><div></div><div></div><div></div><div></div><div></div><div></div><div></div><div></div><div></div><div></div><div></div><div></div><div></div><div></div><div></div><div></div><div></div><div></div><div></div><div></div><div></div><div></div><div></div><div></div><div></div><div></div><div></div><div></div><div></div><div></div><div></div><div></div><div></div><div></div><div></div><div></div><div></div><div></div><div></div><div></div><div></div><div></div><div></div><div></div><div></div><div></div><div></div><div></div><div></div><div></div><div></div><div></div><div></div><div></div><div></div><div></div><div></div><div></div><div></div><div></div><div></div><div></div><div></div><div></div><div></div><div></div><div></div><div></div><div></div><div></div><div></div><div></div><div></div><div></div><div></div><div></div><div></div><div></div><div></div><div></div><div></div><div></div><div></div><div></div><div></div><div></div><div></div><div></div><div></div><div></div><div></div><div></div><div></div><div></div><div></div><div></div><div></div><div></div><div></div><div></div><div></div><div></div><div></div><div></div><div></div><div></div><div></div><div></div><div></div><div></div><div></div><div></div><div></div><div></div><div></div><div></div><div></div><div></div><div></div><div></div><div></div><div></div><div></div><div></div><div></div><div></div><div></div><div></div><div></div><div></div><div></div><div></div><div></div><div></div><div></div><div></div><div></div><div></div><div></div><div></div><div></div><div></div><div></div><div></div><div></div><div></div><div></div><div></div><div></div><div></div><div></div><div></div><div></div><div></div><div></div><div></div><div></div><div></div><div></div><div></div><div></div><div></div><div></div><div></div><div></div><div></div><div></div><div></div><div></div><div></div><div></div><div></div><div></div><div></div><div></div><div></div><div></div><div></div><div></div><div></div><div></div><div></div><div></div><div></div><div></div><div></div><div></div><div></div><div></div><div></div><div></div><div></div><div></div><div></div><div></div><div></div><div></div><div></div><div></div><div></div><div></div><div></div><div></div><div></div><div></div><div></div><div></div><div></div><div></div><div></div><div></div><div></div><div></div><div></div><div></div><div></div><div></div><div></div><div></div><div></div><div></div><div></div><div></div><div></div><div></div><div></div><div></div><div></div><div></div><div></div><div></div><div></div><div></div><div></div><div></div><div></div><div></div><div></div><div></div><div></div><div></div><div></div><div></div><div></div><div></div><div></div><div></div><div></div><div></div><div></div><div></div><div></div><div></div><div></div><div></div><div></div><div></div><div></div><div></div><div></div><div></div><div></div><div></div><div></div><div></div><div></div><div></div><div></div><div></div><div></div><div></div><div></div><div></div><div></div><div></div><div></div><div></div><div></div><div></div><div></div><div></div><div></div><div></div><div></div><div></div><div></div><div></div><div></div><div></div><div></div><div></div><div></div><div></div><div></div><div></div><div></div><div></div><div></div><div></div><div></div><div></div><div></div><div></div><div></div><div></div><div></div><div></div><div></div><div></div><div></div><div></div><div></div><div></div><div></div><div></div><div></div><div></div><div></div><div></div><div></div><div></div><div></div><div></div><div></div><div></div><div></div><div></div><div></div><div></div><div></div><div></div><div></div><div></div><div></div><div></div><div></div><div></div><div></div><div></div><div></div><div></div><div></div><div></div><div></div><div></div><div></div><div></div><div></div><div></div><div></div><div></div><div></div><div></div><div></div><div></div><div></div><div></div><div></div><div></div><div></div><div></div><div></div><div></div><div></div><div></div><div></div><div></div><div></div><div></div><div></div><div></div><div></div><div></div><div></div><div></div><div></div><div></div><div></div><div></div><div></div><div></div><div></div><div></div><div></div><div></div><div></div><div></div><div></div><div></div><div></div><div></div><div></div><div></div><div></div><div></div><div></div><div></div><div></div><div></div><div></div><div></div><div></div><div></div><div></div><div></div><div></div><div></div><div></div><div></div><div></div><div></div><div></div><div></div><div></div><div></div><div></div><div></div><div></div><div></div><div></div><div></div><div></div><div></div><div></div><div></div><div></div><div></div><div></div><div></div><div></div><div></div><div></div><div></div><div></div><div></div><div></div><div></div><div></div><div></div><div></div><div></div><div></div><div></div><div></div><div></div><div></div><div></div><div></div><div></div><div></div><div></div><div></div><div></div><div></div><div></div><div></div><div></div><div></div><div></div><div></div><div></div><div></div><div></div><div></div><div></div><div></div><div></div><div></div><div></div><div></div><div></div><div></div><div></div><div></div><div></div><div></div><div></div><div></div><div></div><div></div><div></div><div></div><div></div><div></div><div></div><div></div><div></div><div></div><div></div><div></div><div></div><div></div><div></div><div></div><div></div><div></div><div></div><div></div><div></div><div></div><div></div><div></div><div></div><div></div><div></div><div></div><div></div><div></div><div></div><div></div><div></div><div></div><div></div><div></div><div></div><div></div><div></div><div></div><div></div><div></div><div></div><div></div><div></div><div></div><div></div><div></div><div></div><div></div><div></div><div></div><div></div><div></div><div></div><div></div><div></div><div></div><div></div><div></div><div></div><div></div><div></div><div></div><div></div><div></div><div></div><div></div><div></div><div></div><div></div><div></div><div></div><div></div><div></div><div></div><div></div><div></div><div></div><div></div><div></div><div></div><div></div><div></div><div></div><div></div><div></div><div></div><div></div><div></div><div></div><div></div><div></div><div></div><div></div><div></div><div></div><div></div><div></div><div></div><div></div><div></div><div></div><div></div><div></div><div></div><div></div><div></div><div></div><div></div><div></div><div></div><div></div><div></div><div></div><div></div><div></div><div></div><div></div><div></div><div></div><div></div><div></div><div></div><div></div><div></div><div></div><div></div><div></div><div></div><div></div><div></div><div></div><div></div><div></div><div></div><div></div><div></div><div></div><div></div><div></div><div></div><div></div><div></div><div></div><div></div><div></div><div></div><div></div><div></div><div></div><div></div><div></div><div></div><div></div><div></div><div></div><div></div><div></div><div></div><div></div><div></div><div></div><div></div><div></div><div></div><div></div><div></div><div></div><div></div><div></div><div></div><div></div><div></div><div></div><div></div><div></div><div></div><div></div><div></div><div></div><div></div><div></div><div></div><div></div><div></div><div></div><div></div><div></div><div></div><div></div><div></div><div></div><div></div><div></div><div></div><div></div><div></div><div></div><div></div><div></div><div></div><div></div><div></div><div></div><div></div><div></div><div></div><div></div><div></div><div></div><div></div><div></div><div></div><div></div><div></div><div></div><div></div><div></div><div></div><div></div><div></div><div></div><div></div><div></div><div></div><div></div><div></div><div></div><div></div><div></div><div></div><div></div><div></div><div></div><div></div><div></div><div></div><div></div><div></div><div></div><div></div><div></div><div></div><div></div><div></div><div></div><div></div><div></div><div></div><div></div><div></div><div></div><div></div><div></div><div></div><div></div><div></div><div></div><div></div><div></div><div></div><div></div><div></div><div></div><div></div><div></div><div></div><div></div><div></div><div></div><div></div><div></div><div></div><div></div><div></div><div></div><div></div><div></div><div></div><div></div><div></div><div></div><div></div><div></div><div></div><div></div><div></div><div></div><div></div><div></div><div></div><div></div><div></div><div></div><div></div><div></div><div></div><div></div><div></div><div></div><div></div><div></div><div></div><div></div><div></div><div></div><div></div><div></div><div></div><div></div><div></div><div></div><div></div><div></div><div></div><div></div><div></div><div></div><div></div><div></div><div></div><div></div><div></div><div></div><div></div><div></div><div></div><div></div><div></div><div></div><div></div><div></div><div></div><div></div><div></div><div></div><div></div><div></div><div></div><div></div><div></div>&lt;</div>		

Resources	2012	2013	2014	2015	2016	2017	2018	2019	2020	2021	Trends 2012-2021	2012-2021	2020-2021		
Professional judges per 100 000 inhab.	34,1	32,7	32,7	32,5	31,7	32,9	36,2	36,1	36,1	35,6			4,5%		-1,2%
Non-judge staff per 100 000 inhab.	NA	36,0	34,8	35,0	33,9	33,2	35,8	35,9	35,1	37,0		NA		5,4%	
Public prosecutors per 100 000 inhabitants									9,8	9,8					-0,1%
Non-prosecutors staff per 100 000 inhab.									23,6	26,7					12,8%
Lawyers per 100 000 inh.	384,8	400,5	387,2	412,6	403,1	431,4	487,5	465,4	485,2	503,1			30,8%		3,7%
Mediators	21,0	23,6	24,0	19,5	29,3	23,9	32,3	36,3	37,5	38,0			81,2%		1,2%

First instance incoming cases per 100 inhab.	2012	2013	2014	2015	2016	2017	2018	2019	2020	2021	Trends 2012-2021	2012-2021	2020-2021
Civil and commercial litigious cases	0,899	0,844	0,901	0,809	0,767	0,765	0,855	1,218	1,208	1,192		 32,6%	 -1,3%
Administrative law cases	0,308	0,2	0,2	0,225	0,200	0,201	0,203	0,233	0,173	0,167		 -45,8%	 -3,3%
Total criminal law cases									NA	NA			NA

First instance performance indicators (Clearance Rate)	2012	2013	2014	2015	2016	2017	2018	2019	2020	2021	Trends 2012-2021	2012-2021 (percentage points)	2020-2021 (percentage points)		
CR civil and commercial litigious cases	173%	182%	97%	105%	100%	96%	93%	88%	93%	99%			-73,84		6,47
CR administrative law cases	70%	94%	94%	91%	98%	94%	86%	75%	87%	92%			22,51		4,90
CR total criminal law cases									NA	NA					NA

First instance performance indicators (Disposition Time)	2012	2013	2014	2015	2016	2017	2018	2019	2020	2021	Trends 2012-2021	2012-2021	2020-2021		
DT civil and commercial litigious cases (days)	73	53	103	86	91	108	123	139	161	154			110,2%		-4,6%
DT administrative law cases (days)	NA	NA	NA	NA	NA	NA	NA	NA	513	524		NA		2,2%	
DT total criminal law cases (days)									NA	NA					NA

First instance pending cases per 100 inhab. on 31 dec.	2012	2013	2014	2015	2016	2017	2018	2019	2020	2021	Trends 2012-2021	2012-2021	2020-2021		
Civil and commercial litigious cases	0,31	0,22	0,25	0,20	0,19	0,22	0,27	0,41	0,49	0,50			59,7%		0,7%
Administrative law cases	NA	NA	NA	NA	NA	NA	NA	NA	0,21	0,22		NA		4,4%	
Total criminal law cases									NA	NA				NA	

Second instance performance indicators (Clearance Rate)	2012	2013	2014	2015	2016	2017	2018	2019	2020	2021	Trends 2012-2021	2012-2021 (percentage points)	2020-2021 (percentage points)
CR civil and commercial litigious cases			87%	100%	106%	118%	115%	103%	105%	98%			
CR administrative law cases			101%	104%	102%	97%	103%	96%	73%	124%			
CR total criminal law cases									110%	114%			

Second instance performance indicators (Disposition Time)	2012	2013	2014	2015	2016	2017	2018	2019	2020	2021	Trends 2012-2021	2012-2021	2020-2021
DT civil and commercial litigious cases (days)			722	601	553	466	467	488	497	501			
DT administrative law cases (days)			175	202	228	211	222	285	421	225			
DT total criminal law cases (days)									NA	NA			NA

Supreme court performance indicators (Clearance Rate)	2012	2013	2014	2015	2016	2017	2018	2019	2020	2021	Trends 2012-2021	2012-2021 (percentage points)	2020-2021 (percentage points)
CR civil and commercial litigious cases			NA	90%	100%	78%	95%	96%	100%	126%			
CR administrative law cases			NAP	NAP	NAP	NAP	NAP	NAP	NAP	NAP			NAP
CR total criminal law cases									119%	100%			

Supreme court performance indicators (Disposition Time)	2012	2013	2014	2015	2016	2017	2018	2019	2020	2021	Trends 2012-2021	2012-2021	2020-2021
DT civil and commercial litigious cases (days)			NA	287	276	398	408	358	368	312			-15,3%
DT administrative law cases (days)			NAP	NAP	NAP	NAP	NAP	NAP	NAP	NAP			NAP
DT total criminal law cases (days)									226	226			0,0%

1. Judicial organisation in Luxembourg (2021 data)

In Luxembourg in 2021, the number of courts considered as legal entities is 13. Namely, there are 7 courts of general jurisdiction and 6 specialised courts.

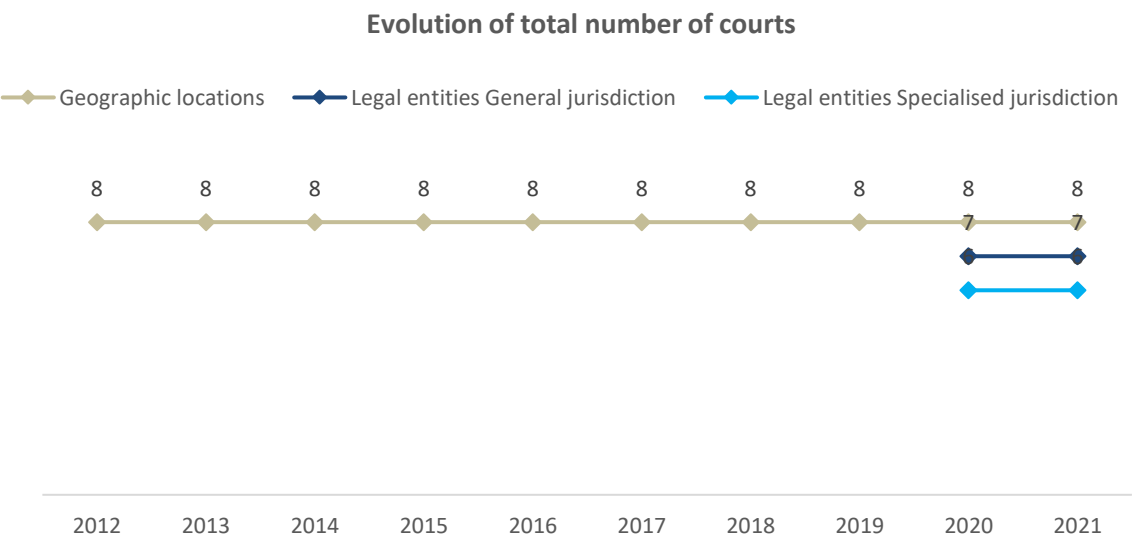
The 7 legal entities of general jurisdiction encompass 5 first instance courts, namely 3 Justices of the peace and 2 District courts, one Appellate court and one Cassation Court. It is noteworthy that the Court of appeal and the Court of cassation are both part of the Supreme Court of Justice.

Among the 6 specialised courts, 3 act at first instance and 3 are higher instance courts (see below for more details).

In terms of geographic locations, there are 8 courts among which 3 are of first instance.

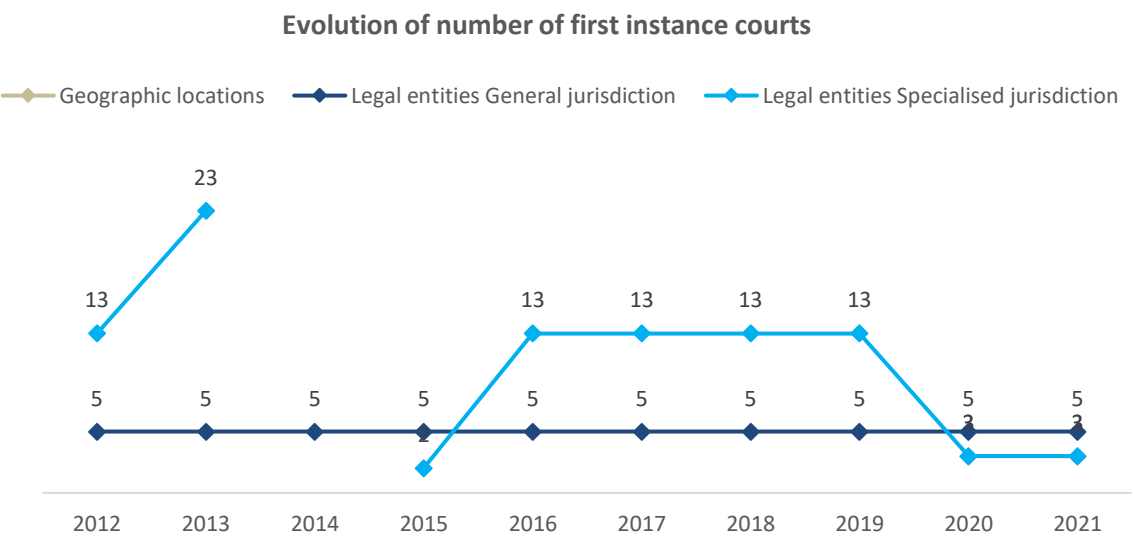
Evolution of total number of courts

Total number of courts	Geographic locations	Legal entities	
		General jurisdiction	Specialised jurisdiction
2012	8		
2013	8		
2014	8		
2015	8		
2016	8		
2017	8		
2018	8		
2019	8		
2020	8	7	6
2021	8	7	6



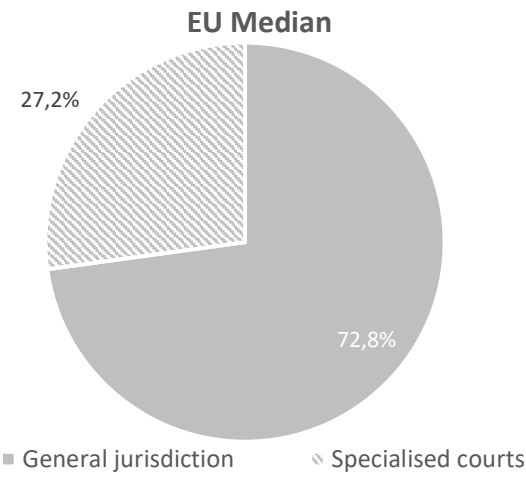
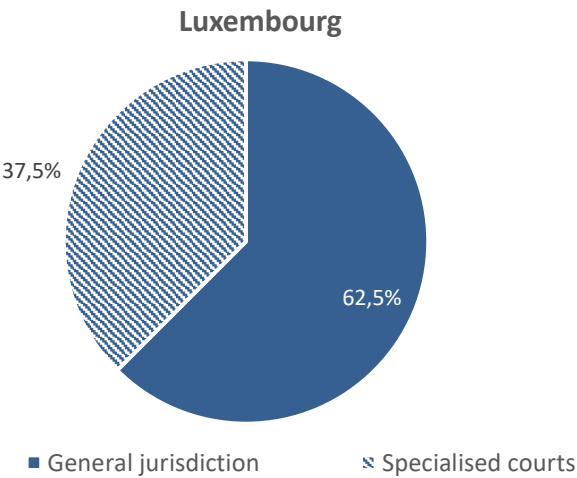
Evolution of number of first instance courts

First instance courts	Geographic locations	Legal entities	
		General jurisdiction	Specialised jurisdiction
2012		5	13
2013		5	23
2014		5	
2015		5	2
2016		5	13
2017		5	13
2018		5	13
2019		5	13
2020	3	5	3
2021	3	5	3



It is worth recalling that starting from 2020, data on specialised courts are presented in terms of legal entities.

Distribution of first instance general jurisdiction and specialised courts



The distribution between first instance general jurisdiction courts and first instance specialised courts is 62,5% - 37,5% which is somewhat different from the distribution tendency in EU: 72,8% - 27,2%.

Specialised Courts

Specialised courts	First instance	Higher instance
Total	3	3
Commercial courts (excluded insolvency courts)	NAP	NAP
Insolvency courts	NAP	NAP
Labour courts	NAP	NAP
Family courts	NAP	NAP
Rent and tenancies courts	NAP	NAP
Enforcement of criminal sanctions courts	NAP	NAP
Fight against terrorism, organised crime and corruption	NAP	NAP
Internet related disputes	NAP	NAP
Administrative courts	1	1
Insurance and / or social welfare courts	1	1
Military courts	1	1
Juvenile courts	NAP	NAP
Other specialised courts	NAP	NAP

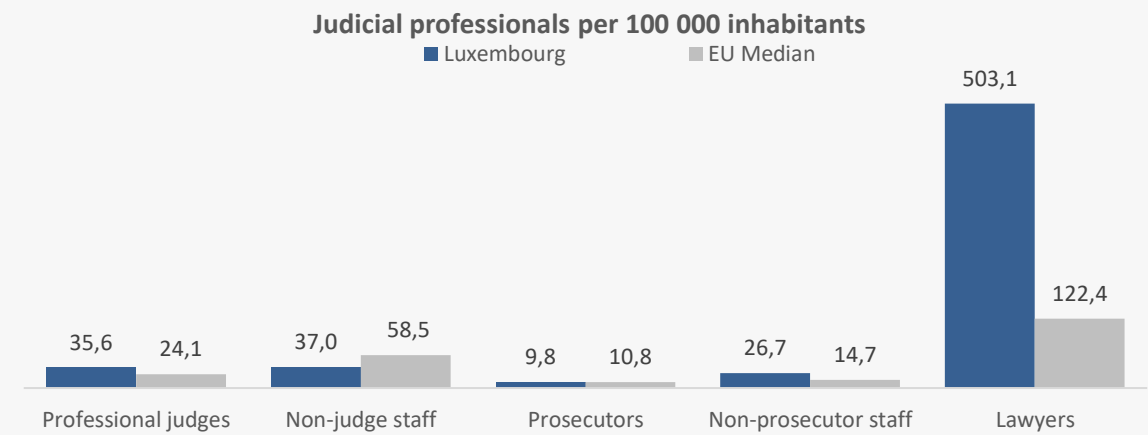
In Luxembourg, courts of general jurisdiction are organized into specialized sections. For example, the commercial courts (which also deal with insolvency cases) are specialized sections of the district court. Only the administrative, military and social security courts of first instance are autonomous. In administrative matters, there is no cassation possibility against the decisions of the administrative court of appeal.

2. Professionals of justice in Luxembourg (2021 data)

Judicial professionals (summary)

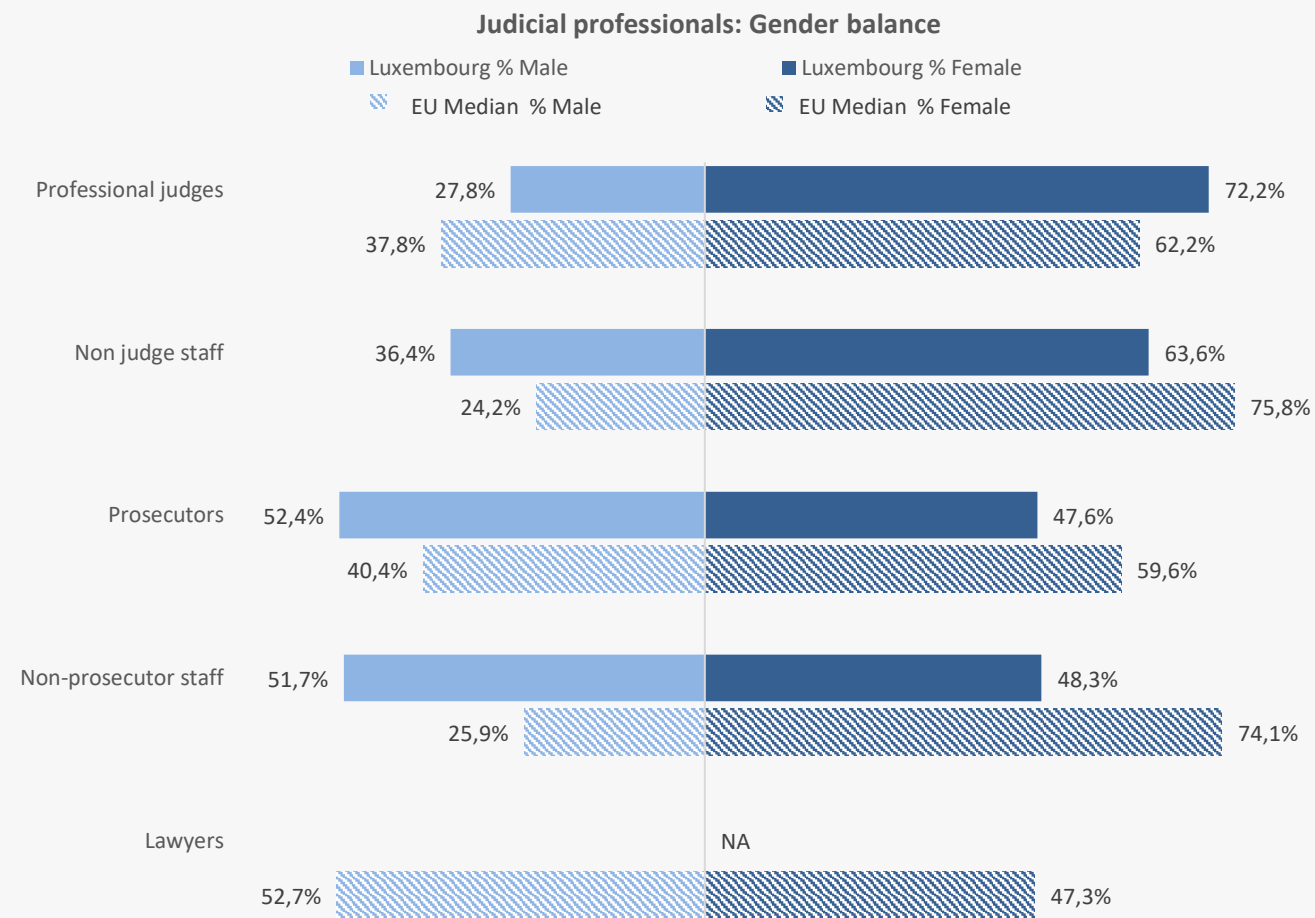
Judicial professionals in absolute number and per 100 000 inhabitants

	Absolute number	Per 100 000 inhabitants	EU Median
Professional judges	230	35,6	24,1
Non-judge staff	239	37,0	58,5
Prosecutors	63	9,8	10,8
Non-prosecutor staff	172	26,7	14,7
Lawyers	3 247	503,1	122,4



Judicial professionals: Gender balance

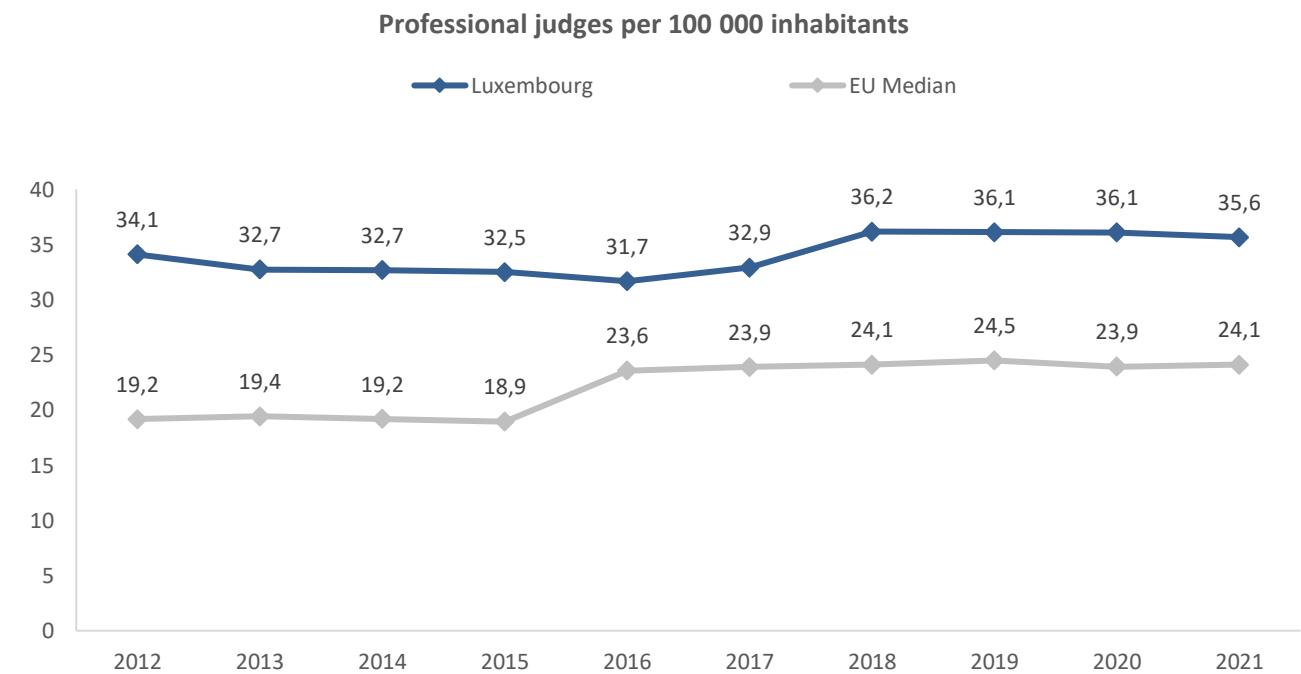
	% Male	% Female
Professional judges	27,8%	72,2%
Non judge staff	36,4%	63,6%
Prosecutors	52,4%	47,6%
Non-prosecutor staff	51,7%	48,3%
Lawyers	NA	NA



Professional judges

Evolution of the number of professional judges since 2012 (Q46)

Number of professional judges	Absolute Number	Per 100 000 inhabitants	
	Luxembourg	Luxembourg	EU Median
2012	179	34,1	19,2
2013	180	32,7	19,4
2014	184	32,7	19,2
2015	183	32,5	18,9
2016	187	31,7	23,6
2017	198	32,9	23,9
2018	222	36,2	24,1
2019	226	36,1	24,5
2020	229	36,1	23,9
2021	230	35,6	24,1



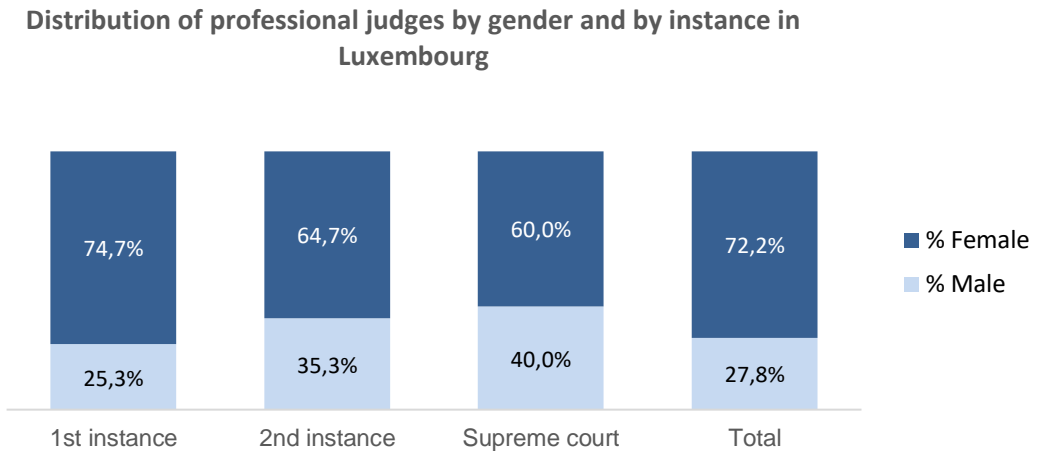
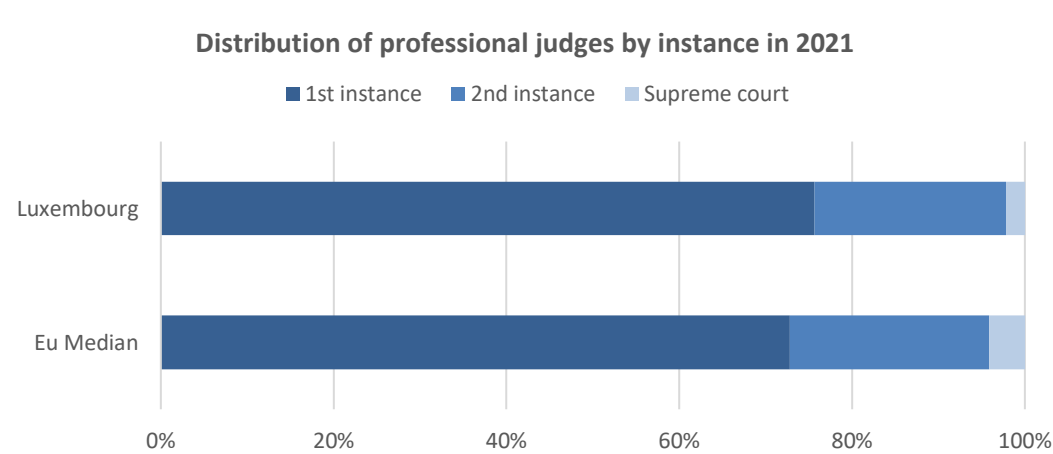
According to 2021 data, the total number of professional judges sitting in courts (all instances) in Luxembourg is 230, which is 0,4% more than in previous cycle.

More precisely, in Luxembourg, there are 35,64 professional judges per 100 000 inhabitants (this figure is above the EU median of 24,11 judges per 100 000 inhabitants) and about 1,04 non-judge staff per judge.

There has been a significant increase compared with previous cycle when this ratio was at 0,97 non-judge staff per judge.

Absolute number of professional judges by instance and gender

Professional judges 2021	Total	Distribution by instance	Male	Female	% Male	% Female
1st instance	174	75,7%	44	130	25,3%	74,7%
2nd instance	51	22,2%	18	33	35,3%	64,7%
Supreme court	5	2,2%	2	3	40,0%	60,0%
Total	230		64	166	27,8%	72,2%



In this cycle, the total number of Female professional judges (all instances) is 166, which represents 72,2% of the total number of judges.

The total number of judges is distributed among the different judicial instances in the following way: 174 are sitting in first instance courts (of which 130 are Female); 51 are sitting in second instance courts (of which 33 are Female) and 5 are sitting in Supreme Court (of which 3 are Female).

Compared with the EU distribution of professional judges per instance, a similar trend is observed in Luxembourg, with very closed values for first and second instance judges, while third instance judges are less numerous in Luxembourg.

As regards the distribution of the number of judges among the different judicial instances, Luxembourg presents some peculiarities which should be mentioned. Indeed,the number of first instance professional judges includes judges of the district courts, judges of the justices of the peace and judges of the administrative tribunal. The number of second instance professional judges includes judges of the Court of appeal of the Superior court of justice and judges of the Administrative court. The number of professional judges at the Supreme court level includes only judges of the Court of cassation.

As regards the distribution Male/Female, it has to be pointed out that female judges have a large majority at all instances.

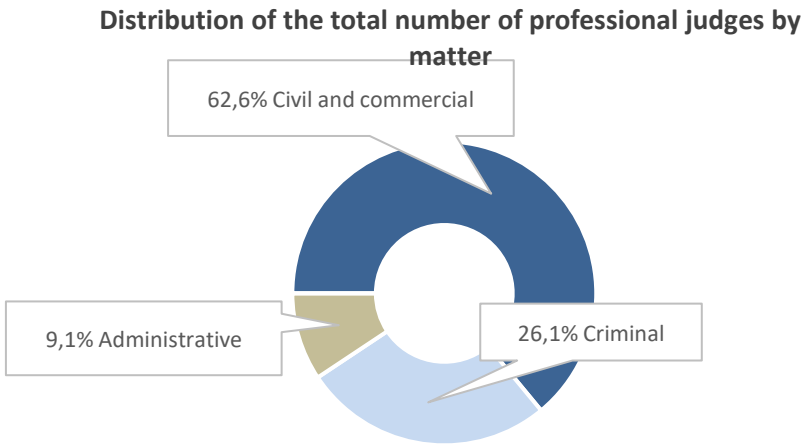
Absolute number of professional judges by instance and matter

Professional judges 2021	Total	Civil and commercial	Criminal	Administrative	Other
1st instance	174	108	50	16	NAP
2nd instance	51	36	10	5	NAP
Supreme court	5	NAP	NAP	NAP	NAP
Total	230	144	60	21	NAP

In Luxembourg, the distribution of judges by categories of cases is possible as presented in the graph below.

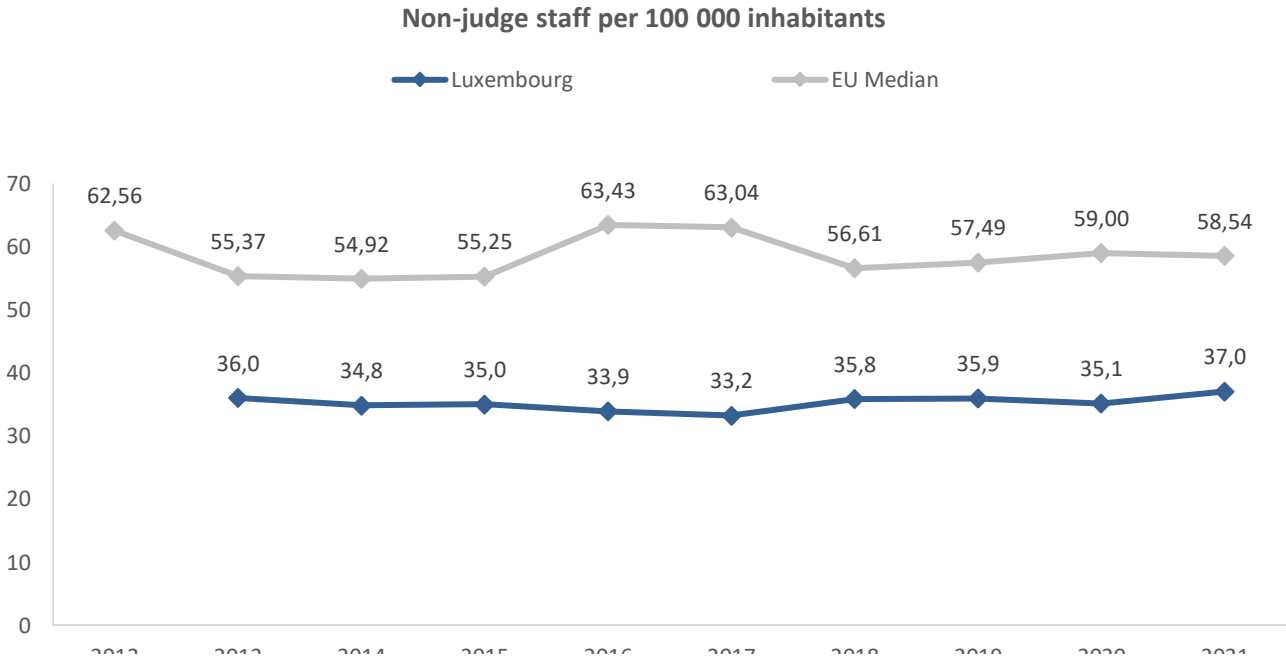
Distribution of professional judges by instance and matter

Distribution of Professional judges by instance and matter 2021	Civil and commercial	Criminal	Administrative	Other
1st instance	62,1%	28,7%	9,2%	NAP
2nd instance	70,6%	19,6%	9,8%	NAP
Supreme court	NAP	NAP	NAP	NAP
Total	62,6%	26,1%	9,1%	NAP



Non-judge staff

Number of non-judge staff	Absolute Number	Per 100 000 inhabitants	
	Luxembourg	Luxembourg	EU Median
2012	NA	NA	62,6
2013	198	36,0	55,4
2014	196	34,8	54,9
2015	197	35,0	55,2
2016	200	33,9	63,4
2017	200	33,2	63,0
2018	220	35,8	56,6
2019	225	35,9	57,5
2020	223	35,1	59,0
2021	239	37,0	58,5





In 2021, Luxembourg has 239 non-judge staff (of which 152 are Female). The total number of non-judge staff in comparison with the previous cycle reveals an increase of 7,2%.

In 2021, the number of non-judge staff per 100 000 inhabitants has increased (from 35,1 in 2020 to 37,0 in 2021).

During the same period, the number of judges per 100 000 inhabitants evolved from 36,1 judges per 100 000 inhabitants in 2020 to 35,6 in 2021.

Number of non-judge staff by category in 2021	Absolute number	in %
Total	239	
Rechtspfleger	NAP	NAP
Non-judge staff assisting the judge	224	93,7%
Staff in charge of administrative tasks	3	1,3%
Technical staff	3	1,3%
Other	9	3,8%

In this cycle, the non-judge staff is broken down as follows:

- 224 non-judge staff whose task is to assist the judges such as registrars (of which 144 are Female);
- 3 staff in charge of different administrative tasks and of the court management (of which 1 are Female);
- 3 technical staff (of which 0 are Female);
- 9 other (of which 7 are Female);

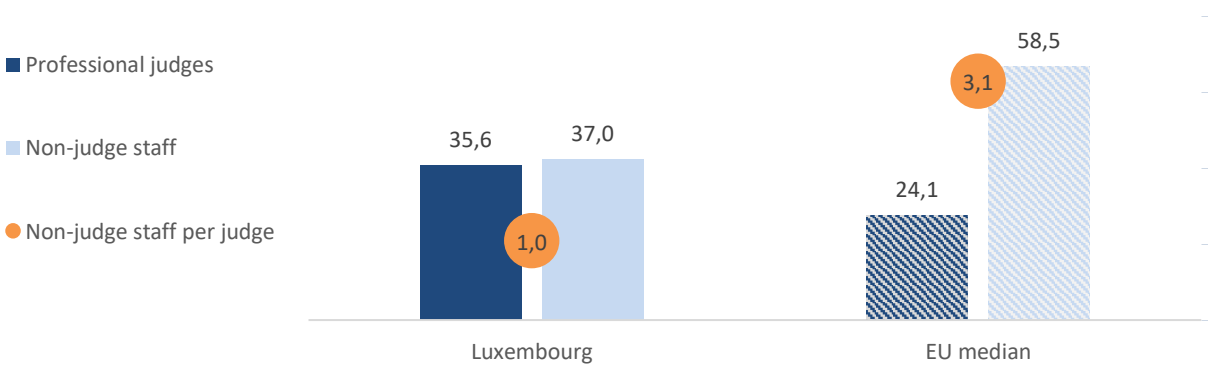
It is noteworthy that in Luxembourg, all non-judge staff is in charge of assisting judges (except at the administrative courts). Therefore, starting from 2017, the distinction between staff in charge of administrative tasks and staff assisting judges is no more carried out. Only at the administrative courts there are few persons not assisting judges.

The category “other non-judge staff” refers to the “référéndaires” and the data protection compliance officer of the administrative courts. The number of “other non-judge staff” has increased with 5 persons, representing 5 posts of “référéndaires”. Judicial and administrative courts are making greater use of “référéndaires” to relieve judges of certain tasks.

Ratio between professional judges and non-judge staff

Per 100 000 inhabitants	Luxembourg	EU median
Professional judges	35,6	24,1
Non-judge staff	37,0	58,5
Non-judge staff per judge	1,0	3,1

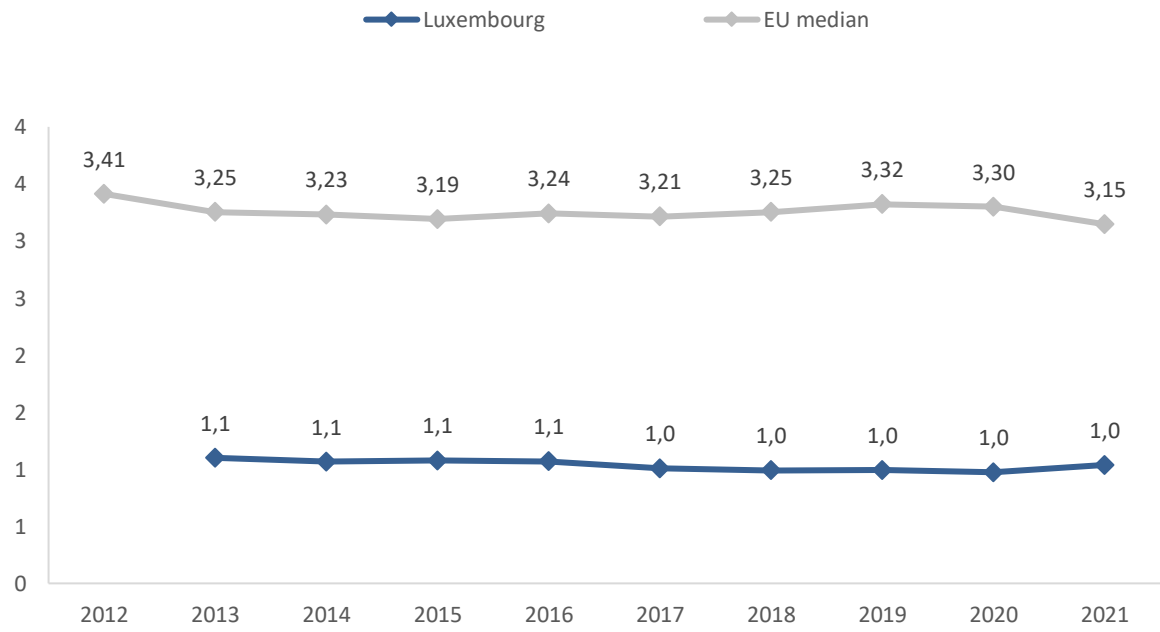
Professional judges and non-judge staff per 100 000 inhabitants, and their ratio



Evolution of the ratio between professional judges and non-judge staff

	Judges per 100 000 inh.	Non-judge staff per 100 000 inh.	Ratio between professional judges and non-judge staff	
	Luxembourg	Luxembourg	Luxembourg	EU median
2012	34,1	NA	NA	3,4
2013	32,7	36,0	1,1	3,3
2014	32,7	34,8	1,1	3,2
2015	32,5	35,0	1,1	3,2
2016	31,7	33,9	1,1	3,2
2017	32,9	33,2	1,0	3,2
2018	36,2	35,8	1,0	3,3
2019	36,1	35,9	1,0	3,3
2020	36,1	35,1	1,0	3,3
2021	35,6	37,0	1,0	3,1

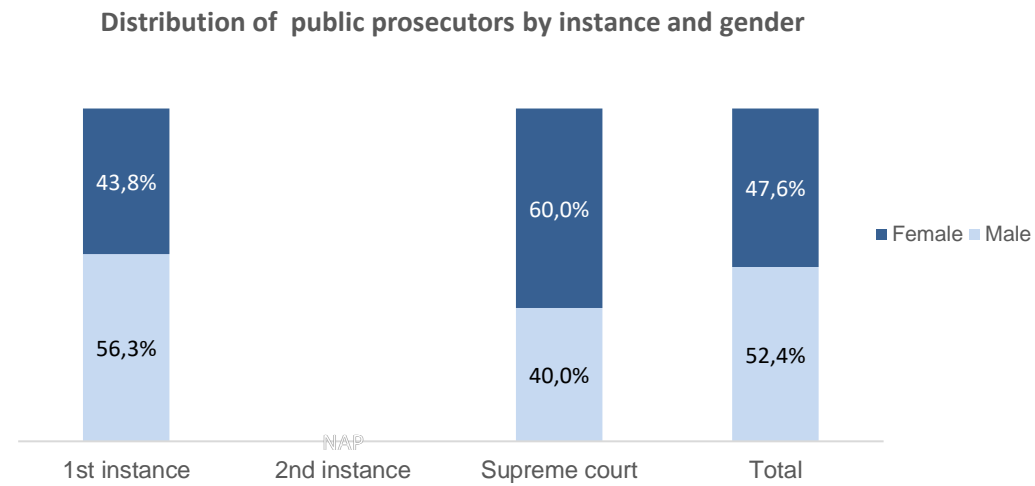
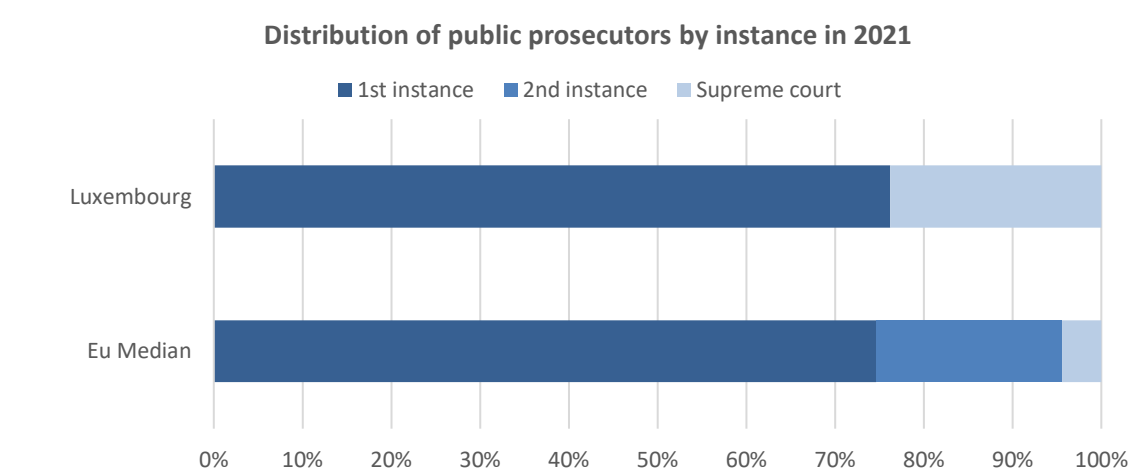
Evolution of the ratio between professional judges and non-judge staff



Public prosecutors

Absolute number of public prosecutors by instance and gender

2021	Total	Distribution by instance	Male	Female	Male	Female
1st instance	48	76,2%	27	21	56,3%	43,8%
2nd instance	NAP	NAP	NAP	NAP	NAP	NAP
Supreme court	15	23,8%	6	9	40,0%	60,0%
Total	63		33	30	52,4%	47,6%



In this cycle, the total number of Female prosecutors (all instances) is 30, which represents 47,6% of the total number of prosecutors.

The total number of prosecutors is distributed among the different judicial instances in the following way: 48 in first instance (of which 21 are Female) and 15 in final instance (of which 9 are Female).

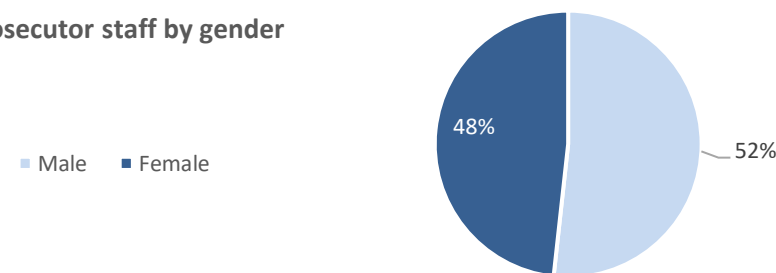
As regards the distribution of the number of prosecutors among the different judicial instances, Luxembourg presents some peculiarities which should be mentioned. Namely, the figure with regard to public prosecutors at the Supreme court level includes both second instance and Supreme Court prosecutors, as they are grouped together in the Superior Court of Justice, which is subdivided into the Court of Appeal and the Court of Cassation.

As regards the distribution Male/Female, it has to be specified that female prosecutors have the majority at high instances which is not the case at first instance.

## Non-prosecutor staff

Non-prosecutor staff	Total	Male	Female
2021	172	89	83

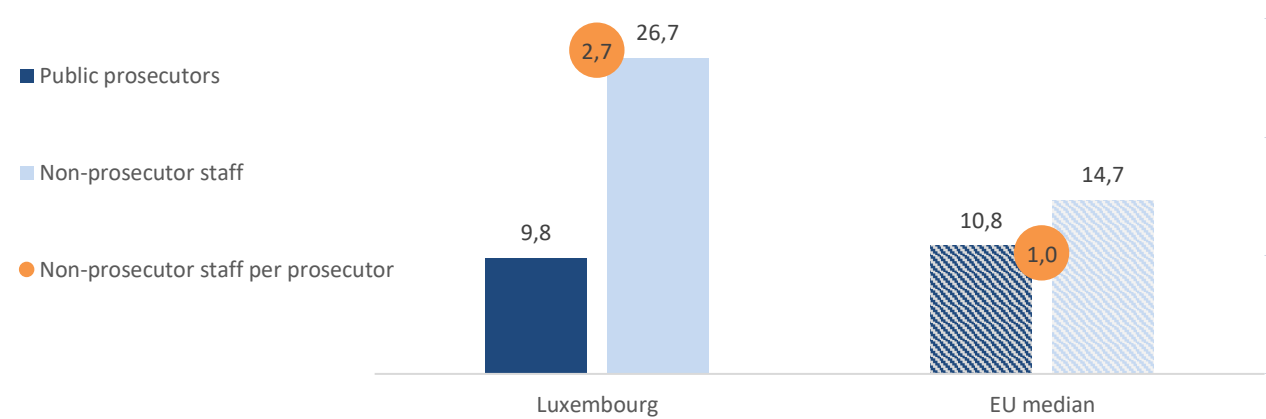
Non-prosecutor staff by gender



## Ratio between non-prosecutor staff and public prosecutors

Per 100 000 inhabitants	Luxembourg	EU median
Public prosecutors	9,8	10,8
Non-prosecutor staff	26,7	14,7
Non-prosecutor staff per prosecutor	2,7	1,0

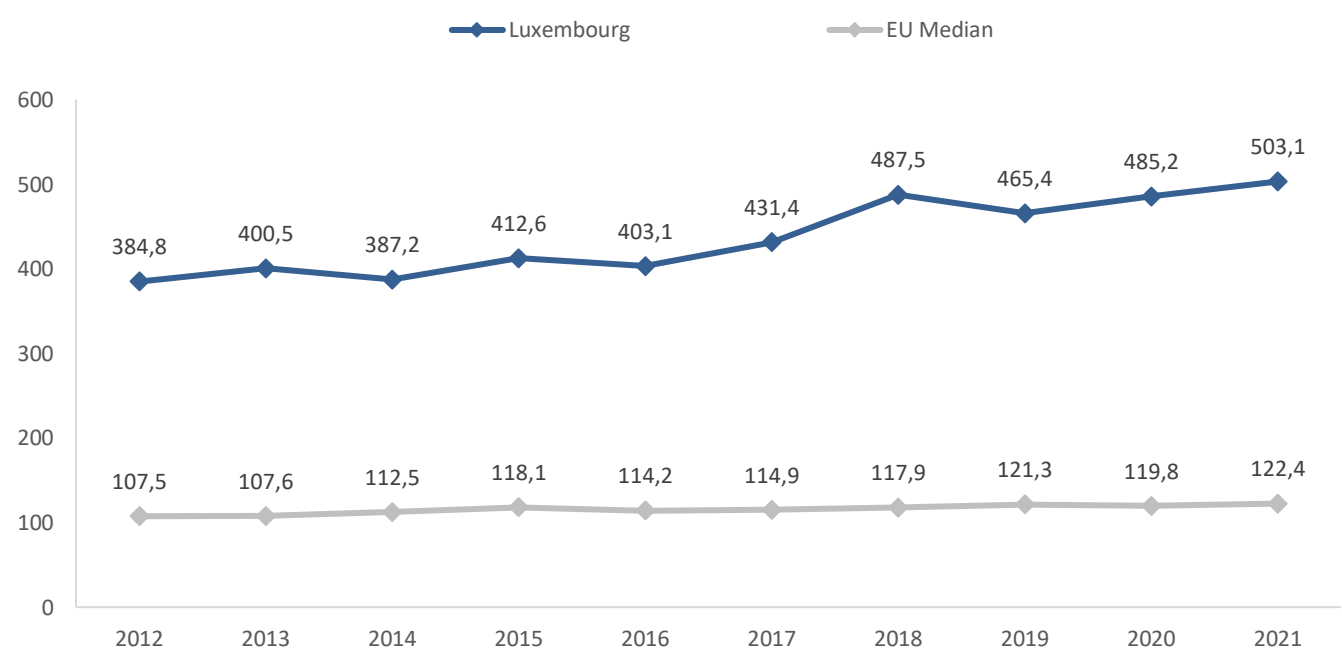
Public prosecutors and non-prosecutor staff per 100 000 inhabitants, and their ratio



## Lawyers

Lawyers	Absolute Number	Per 100 000 inhabitants	
	Luxembourg	Luxembourg	EU Median
2012	2 020	384,8	107,5
2013	2 203	400,5	107,6
2014	2 180	387,2	112,5
2015	2 323	412,6	118,1
2016	2 381	403,1	114,2
2017	2 597	431,4	114,9
2018	2 993	487,5	117,9
2019	2 914	465,4	121,3
2020	3 080	485,2	119,8
2021	3 247	503,1	122,4

Lawyers per 100 000 inhabitants



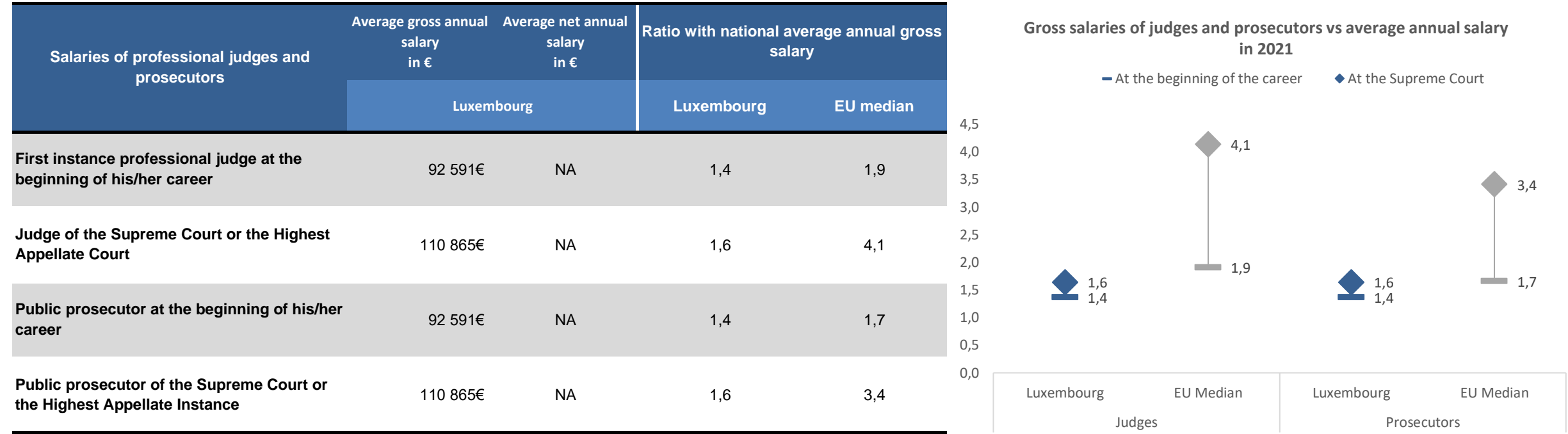
In 2021, there are 3 247 lawyers, which is 5,4% more than in 2020.

The 2021 data cannot be broken down by gender. Indeed, the Diekirch Bar did not provide details on the breakdown of the number of lawyers by gender. Among lawyers registered at the Luxembourg Bar, who represent 98% of the lawyers registered at the two Luxembourg Bars, 52% were male and 48% were female in 2021.

Luxembourg has 503,1 lawyers per 100 000 inhabitants, which is above the EU median of 122,4 lawyers per 100 000 inhabitants.



Salaries of professional judges and prosecutors at beginning of a career and at the highest instance



According to 2021 data, the absolute gross salary of a judge at the beginning of his/her career in Luxembourg of 92 591€ is more than 50% above when compared to the EU median of 52 534€. However, as a ratio with the annual average salary of the country, the salary of a judge at the beginning of his/her career is 1,37 which is below the EU median of 1,91.

As a starting salary (professional judge of first instance or prosecutor) the salary of the “attachés de justice” after their first appointment has been communicated. The salary scale judges provides for 380 index points as a basis, a possible professional experience can be added to it but is not taken into account in the calculations.

As a theoretical basic salary of a judge or prosecutor at the Court of Appeal the grade M4, level 4 is taken into consideration, which corresponds to 455 points and to the average seniority of a magistrate appointed to the Court (Court and General Prosecutor's Office). However, it should be taken into account that this salary is strongly influenced by the family situation of the person concerned.

To calculate the annual salary, these points must be multiplied by the value of the index point. Between January and September 2021, the value of the index point for a civil servant was 20.17893; after 1 October, the value of the index point was 20.6831871. Taking into consideration these elements, a 12-month salary corresponds to 92 591€ for a first instance professional judge, respectively a salary of 110 865€ for a judge or prosecutor at the Supreme Court. These figures do not include any bonuses, allowances or benefits that may be added to the basic salary depending on the magistrate concerned. More explanations on the calculation of civil servants' salaries, which also apply to the M career of magistrates, can be found on the civil service website (<https://fonction-publique.public.lu/fr/carriere/parcours-remuneration/fonctionnaire/traitement.html>).

### 3. Legal aid and court fees in Luxembourg (2021 data)

In Luxembourg, legal aid is available for :

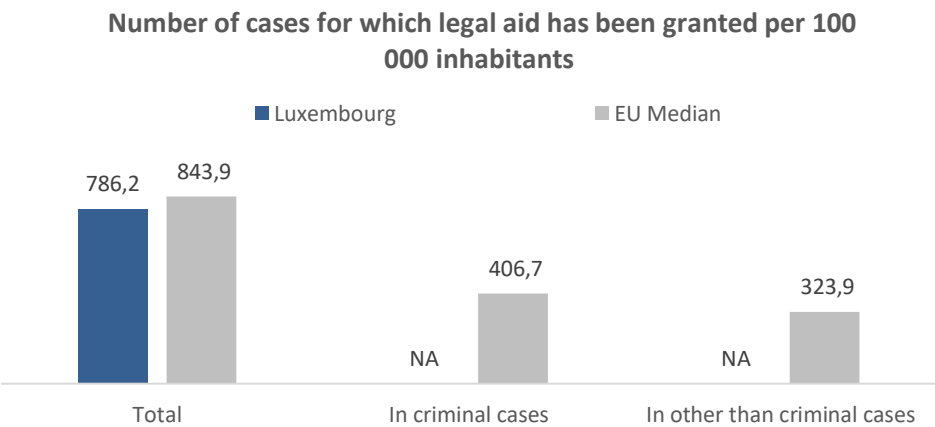
- > Representation in court:
  - Criminal cases ✓
  - Other than criminal cases ✓
- > Legal advice, ADR and other legal services:
  - Criminal cases ✓
  - Other than criminal cases ✓
- > Fees related to enforcement of judicial decisions as fees for enforcement agents (Q18) ✓
- > Other costs than above (Q19) ✗

The amended Law of 10 August 1991 on the profession of lawyer (Art. 37 and 37-1) and, more specifically, the amended Regulation of the Grand-Duché of 18 September 1995 on legal aid (Art. 8) include "fees and costs of bailiffs" among the amounts that may be covered by legal aid.

#### Number of cases for which legal aid has been granted

Number of cases for which legal aid has been granted Absolute number (in 2021)	Total	Cases brought to court	Cases not brought to court
Total	5 074	NA	NA
In criminal cases	NA	NA	NA
In other than criminal cases	NA	NA	NA

Number of cases for which legal aid has been granted Per 100 000 inhabitants (in 2021)	Luxembourg	EU Median
Total	786,2	843,9
In criminal cases	NA	406,7
In other than criminal cases	NA	323,9



The Diekirch Bar did not provide details on the legal matter of the cases that were granted with legal aid. Among the cases that received legal aid at the Luxembourg Bar, which corresponds to 85% of the total number of cases granted with legal aid, 27% were criminal cases and 73% were other than criminal cases.

#### Timeframes of the procedure for granting legal aid (in relation to the duration from the initial legal aid request to the final approval of the legal aid request)

- Maximum duration prescribed in law/regulations: NAP
- Actual average duration: NA

According to the Luxembourg Bar Association the average response time to an application for legal aid (LA) is impossible to determine. Indeed, the majority of the applications for legal aid received are incomplete and will have to be returned before a final decision can be taken. The date of this decision depends on how quickly the applicant responds. The Bar association does not have statistics on this point. The processing time of an application for legal aid by the Legal Aid Department of the Luxembourg Bar is on average +/- 1 month, i.e. after receipt of an application for legal aid until a decision is taken, which can be either an approval or a refusal or a return in case of an incomplete application. However, it should be noted that urgent requests are treated as a priority by the service.

#### 4. Performance of courts in Luxembourg (2021 data)

##### • Efficiency indicators

- Clearance Rate (CR) and Disposition Time (DT)

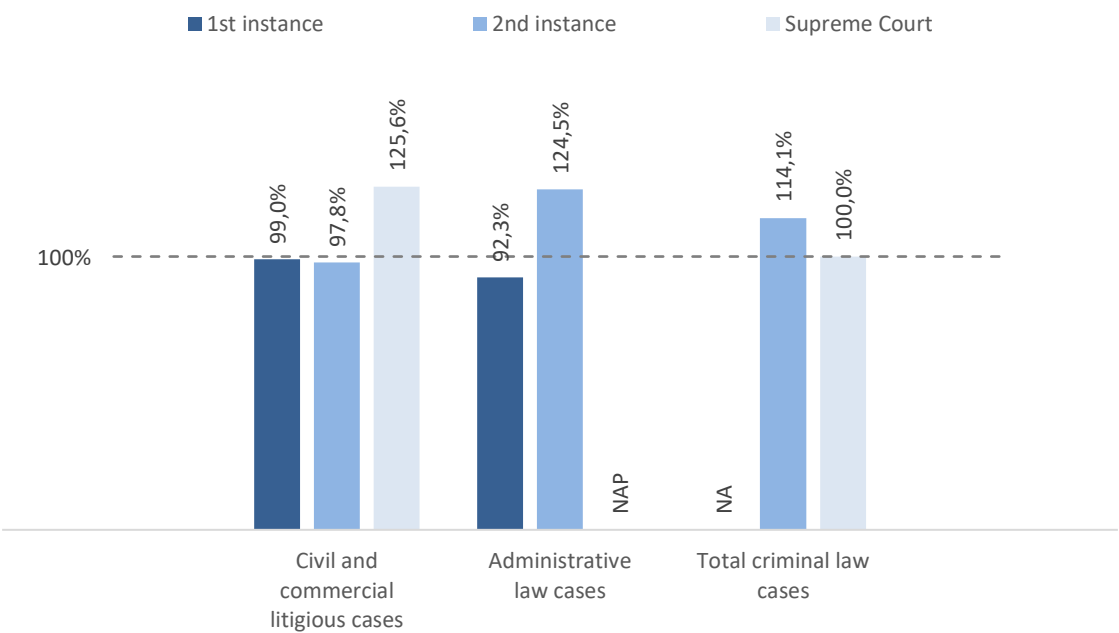
The Clearance Rate shows the capacity of a judicial system to deal with the incoming cases. A Clearance Rate of 100% and higher does not generate backlog.

The Disposition Time determines the estimated number of days necessary for a pending case to be solved in a court.

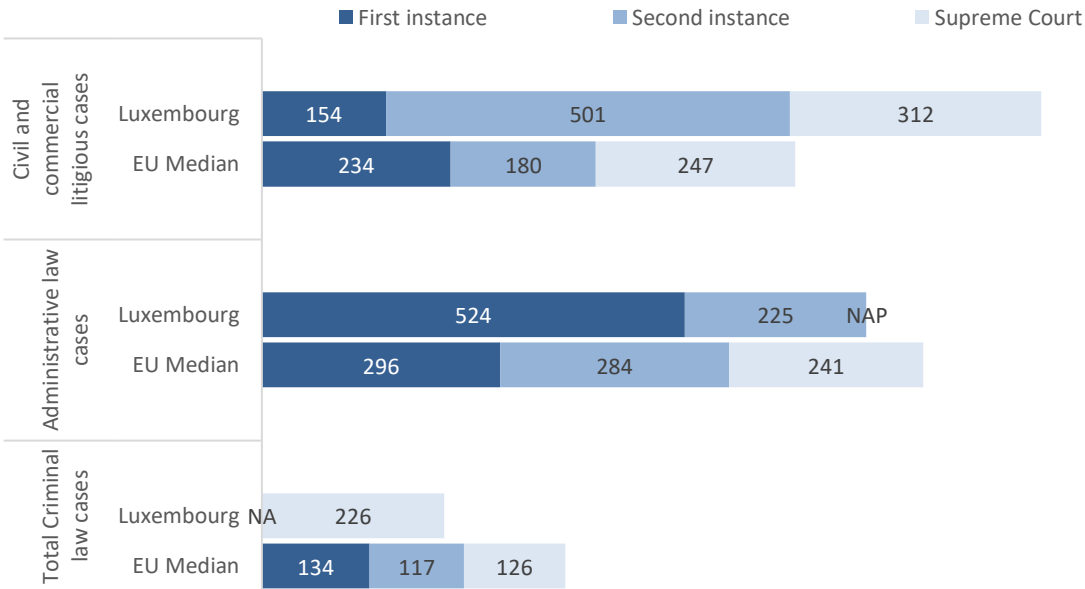
#### Overall efficiency by instance and by case matter

Overall efficiency by instance and by case matter		Civil and commercial litigious cases		Administrative law cases		Total criminal law cases	
		Luxembourg	EU Median	Luxembourg	EU Median	Luxembourg	EU Median
Clearance Rate (%)	1st instance	99,0%	102,5%	92,3%	101,7%	NA	100,0%
	2nd instance	97,8%	100,4%	124,5%	96,8%	114,1%	98,5%
	Supreme Court	125,6%	99,9%	NAP	100,4%	100,0%	98,3%
Disposition Time (days)	1st instance	154	234	524	296	NA	134
	2nd instance	501	180	225	284	NA	117
	Supreme Court	312	247	NAP	241	226	126

Clearance Rate by instance and by matter in 2021 (%)



DispositionTime by instance and by matter in 2021 (days)



At the outset, it should be recalled that in Luxembourg data on criminal law cases are partial. Namely, the Clearance Rate indicator cannot be calculated at first instance, while the Disposition Time can be calculated only at the level of the Supreme court and its value for 2021 is quite above the EU median.

In 2021, in Luxembourg, civil litigious cases appear longer than administrative cases. However, analyses by instance show that the highest Disposition Time in Luxembourg in 2021 is calculated for first instance administrative cases, despite the slight increase of the Clearance Rate which remained below the 100% threshold.

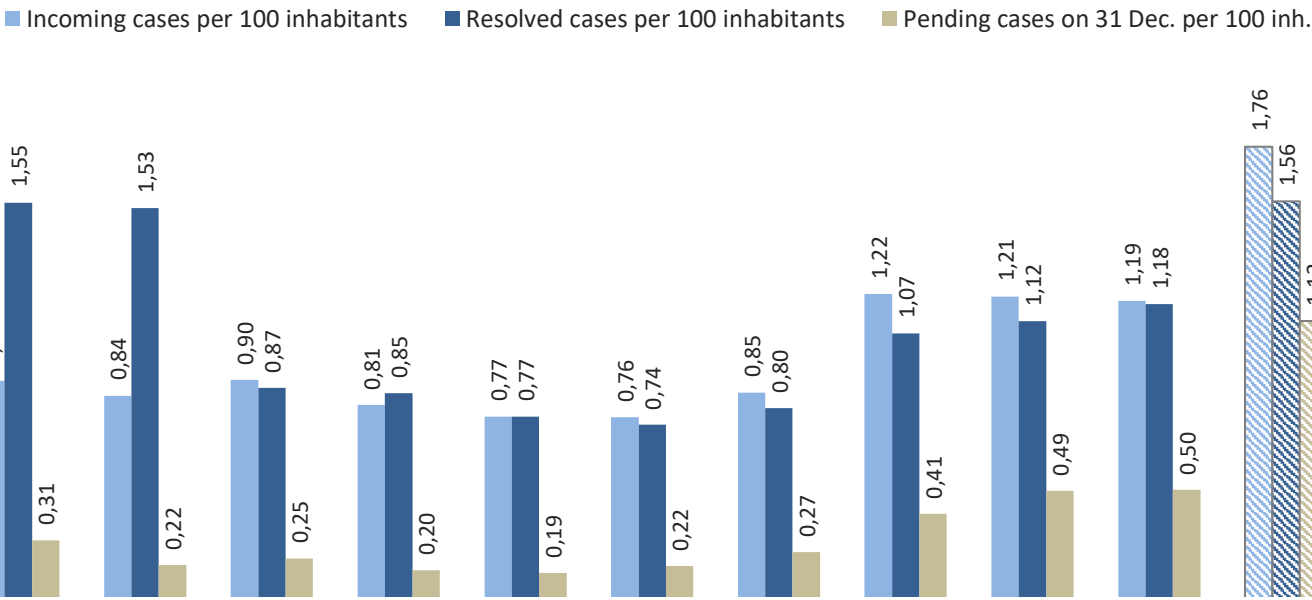
Conversely, in civil matters, first instance courts prove to be the most efficient instance with a Clearance Rate close to the 100% threshold and a Disposition Time below the EU median and constituting the lowest value for Luxembourg among all matters and all instances. As to second instance civil cases, the court of appeal encountered some difficulties in 2021, the Clearance Rate having dropped below the 100% threshold (a decrease of 7 percentage points). If the increase of the Disposition Time was slight, its value is considerably above the EU median. As to third instance civil litigious cases, the Disposition Time indicator is still higher than the EU median, but it should be highlighted that it decreased by 15% between 2020 and 2021, while the Clearance rate of the Supreme court knows a positive upward trend since 2017, having considerably exceeded the 100% threshold in 2021.

#### First instance Civil (and commercial) litigious cases

##### ◦ Incoming, resolved and pending cases

First instance Civil (and commercial) litigious cases	Incoming cases per 100 inhabitants	Resolved cases per 100 inhabitants	Pending cases on 31 Dec. per 100 inh.
2012	0,90	1,55	0,31
2013	0,84	1,53	0,22
2014	0,90	0,87	0,25
2015	0,81	0,85	0,20
2016	0,77	0,77	0,19
2017	0,76	0,74	0,22
2018	0,85	0,80	0,27
2019	1,22	1,07	0,41
2020	1,21	1,12	0,49
2021	1,19	1,18	0,50

Evolution of number of first instance Civil (and commercial) litigious cases per 100 inhabitants



2021 EU Median	1,76	1,56	1,12
----------------	------	------	------



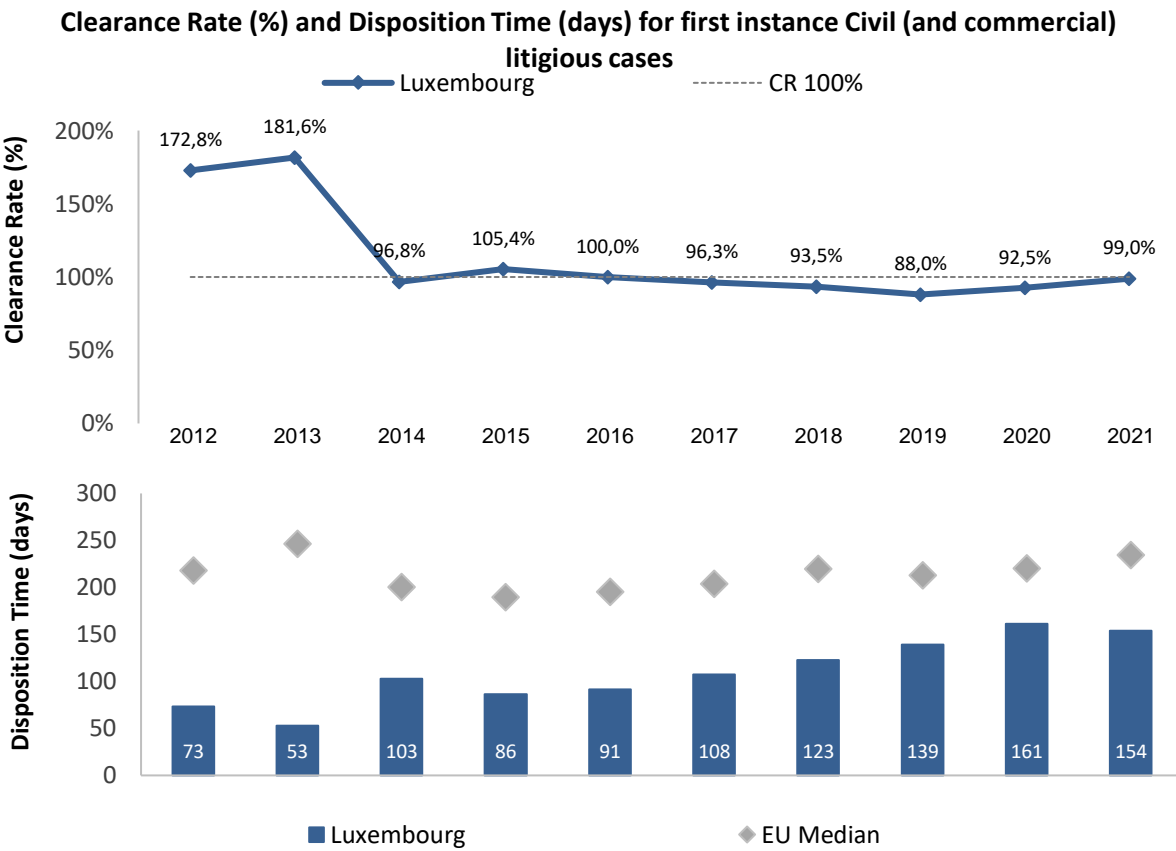
The number of incoming civil and commercial litigious cases in 2021 in Luxembourg (1,19 per 100 inhabitants) is somewhat below the EU median (1,76 per 100 inhabitants).

The number of resolved civil and commercial litigious cases in 2021 in Luxembourg (1,18 per 100 inhabitants) is somewhat below the EU median (1,56 per 100 inhabitants).

The number of pending civil and commercial litigious cases at the end of 2021 in Luxembourg (0,50 per 100 inhabitants) is significantly below the EU median (1,12 per 100 inhabitants).

◦ Clearance Rate and Disposition Time

First instance Civil (and commercial) litigious cases	Clearance Rate (%)		Disposition Time (days)	
	Luxembourg	EU Median	Luxembourg	EU Median
2012	172,8%	100,4%	73	218
2013	181,6%	101,2%	53	247
2014	96,8%	101,8%	103	201
2015	105,4%	102,3%	86	190
2016	100,0%	102,0%	91	196
2017	96,3%	101,3%	108	204
2018	93,5%	101,2%	123	220
2019	88,0%	99,9%	139	213
2020	92,5%	98,5%	161	221
2021	99,0%	102,5%	154	234



With a Clearance Rate calculated at 99,0% in 2021 Luxembourg seems to be able to deal with its first instance civil (and commercial) litigious cases.

Between 2020 and 2021, the Clearance Rate has increased by 6,5 points.

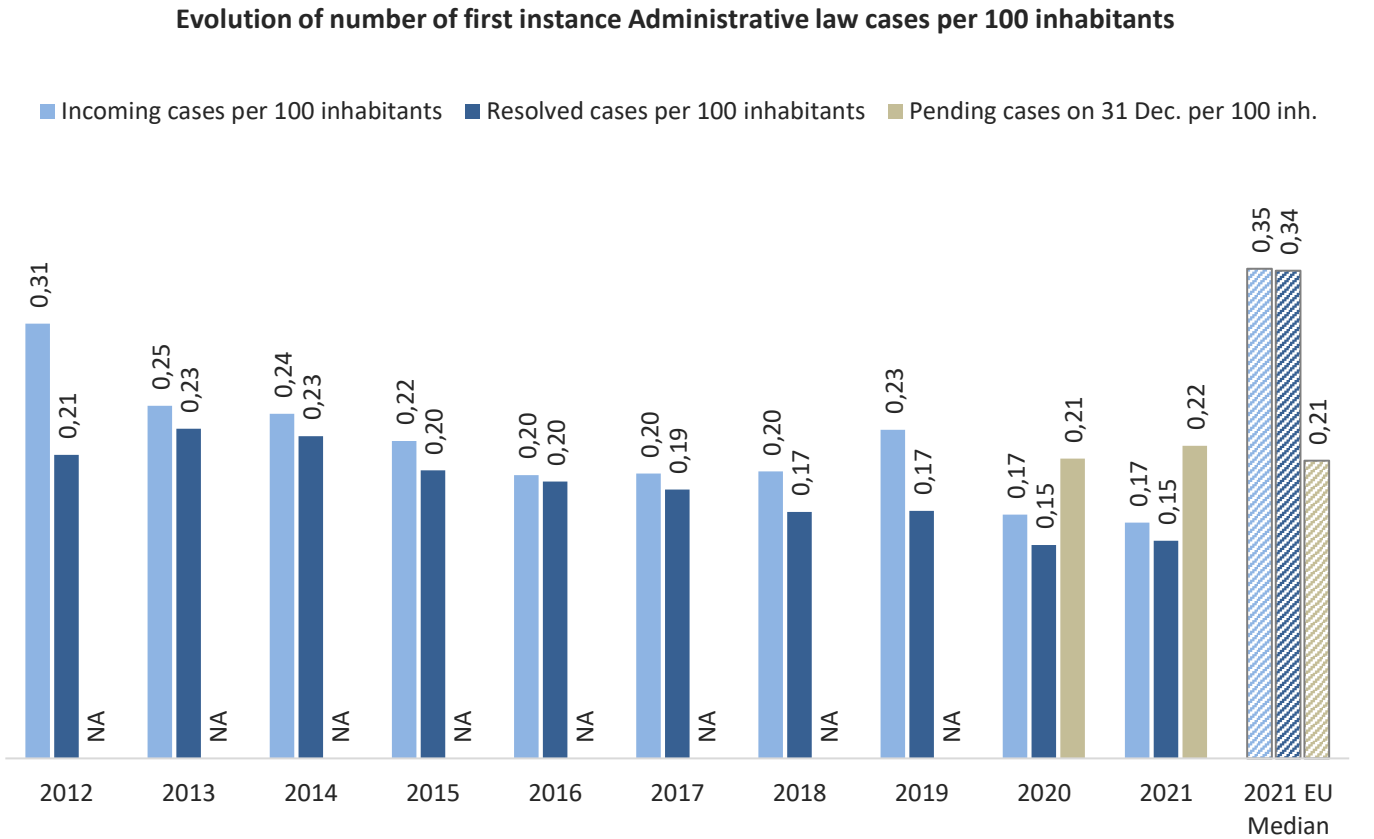
In 2021, first instance civil (and commercial) litigious cases are solved in approximately 154 days, which is somewhat below the EU median of 234 days.

The analysis of the 2020 - 2021 period reveals a -4,6% decrease of the Disposition Time.

### First instance Administrative law cases

◦ Incoming, resolved and pending cases

First instance Administrative law cases	Incoming cases per 100 inhabitants	Resolved cases per 100 inhabitants	Pending cases on 31 Dec. per 100 inh.
2012	0,31	0,21	NA
2013	0,25	0,23	NA
2014	0,24	0,23	NA
2015	0,22	0,20	NA
2016	0,20	0,20	NA
2017	0,20	0,19	NA
2018	0,20	0,17	NA
2019	0,23	0,17	NA
2020	0,17	0,15	0,21
2021	0,17	0,15	0,22
2021 EU Median	0,35	0,34	0,21



The number of incoming administrative cases in 2021 in Luxembourg (0,17 per 100 inhabitants) is significantly below the EU median (0,35 per 100 inhabitants).

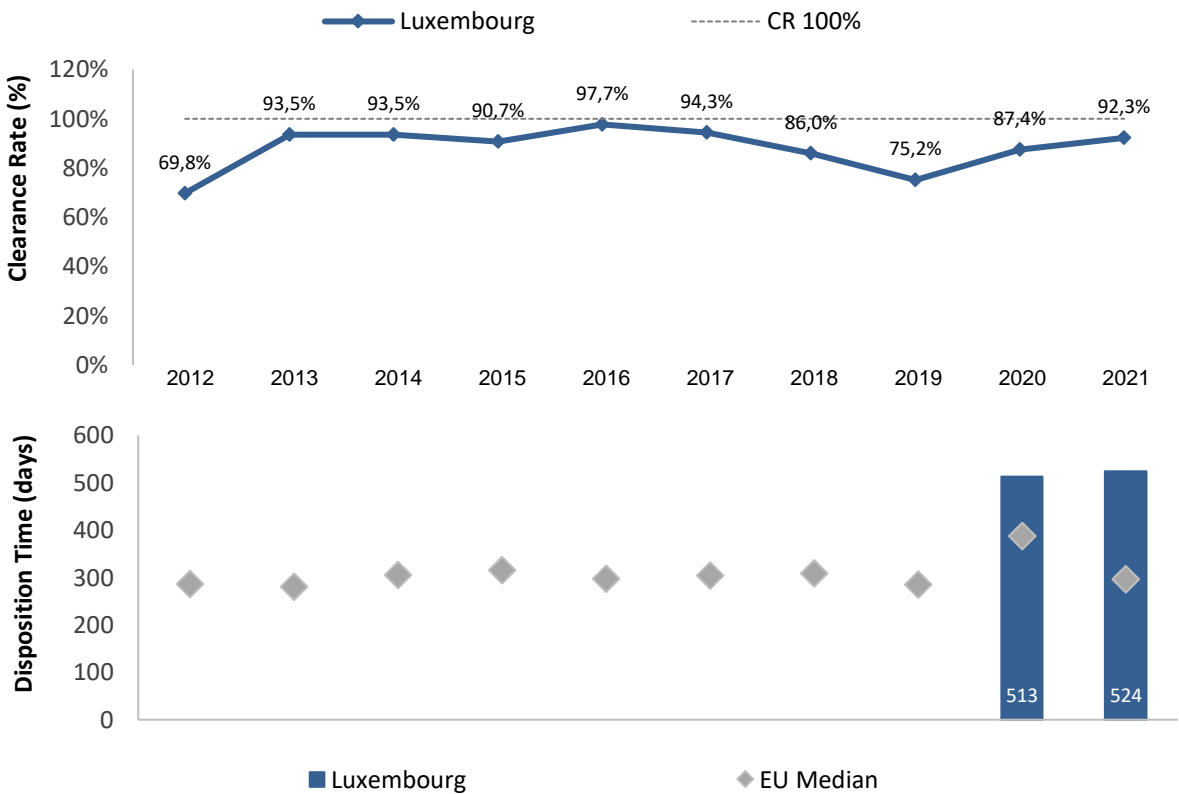
The number of resolved cases in 2021 in Luxembourg (0,15 per 100 inhabitants) is significantly below the EU median (0,34 per 100 inhabitants).

The number of pending administrative cases at the end of 2021 in Luxembourg (0,22 per 100 inhabitants) is slightly above EU median (0,21 per 100 inhabitants).

◦ Clearance Rate and Disposition Time

First instance Administrative law cases	Clearance Rate (%)		Disposition Time (days)	
	Luxembourg	EU Median	Luxembourg	EU Median
2012	69,8%	101,0%	NA	286
2013	93,5%	100,3%	NA	281
2014	93,5%	99,6%	NA	305
2015	90,7%	103,7%	NA	315
2016	97,7%	103,0%	NA	297
2017	94,3%	102,1%	NA	303
2018	86,0%	99,7%	NA	308
2019	75,2%	102,1%	NA	284
2020	87,4%	100,1%	513	388
2021	92,3%	101,7%	524	296

Clearance Rate (%) and Disposition Time (days) for first instance Administrative cases



With a Clearance Rate calculated at 92,3% in 2021 Luxembourg seems to encounter some difficulties in dealing with its first instance administrative law cases.

Between 2020 and 2021, the Clearance Rate has increased by 4,9 points.

In 2021, first instance administrative law cases are solved in approximately 524 days, which is significantly above the EU median of 296 days.

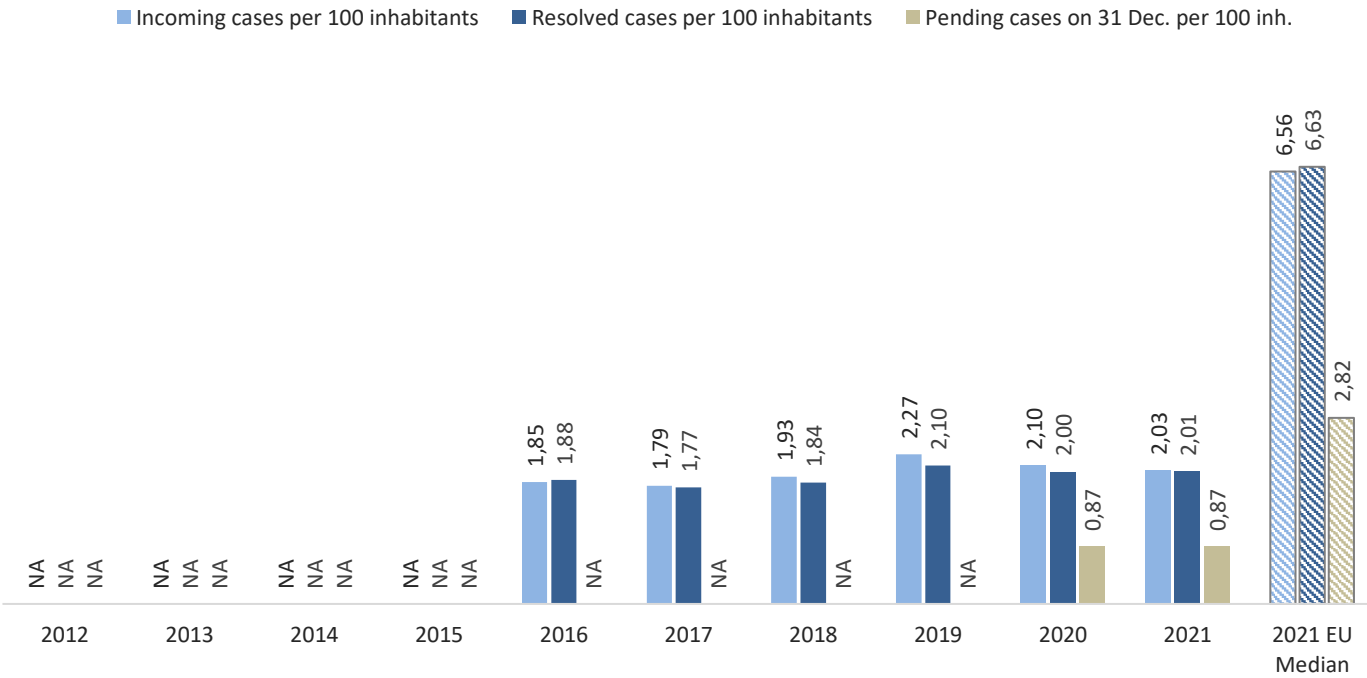
The analysis of the 2020 - 2021 period reveals a 2,2% increase of the Disposition Time.

First instance Total of other than criminal cases

◦ Incoming, resolved and pending cases

First instance Total other than criminal cases	Incoming cases per 100 inhabitants	Resolved cases per 100 inhabitants	Pending cases on 31 Dec. per 100 inh.
2012	NA	NA	NA
2013	NA	NA	NA
2014	NA	NA	NA
2015	NA	NA	NA
2016	1,85	1,88	NA
2017	1,79	1,77	NA
2018	1,93	1,84	NA
2019	2,27	2,10	NA
2020	2,10	2,00	0,87
2021	2,03	2,01	0,87
2021 EU Median	6,56	6,63	2,82

Evolution of number of first instance Total other than criminal cases per 100 inhabitants



The number of incoming other than criminal cases in 2021 in Luxembourg (2,03 per 100 inhabitants) is significantly below the EU median (6,56 per 100 inhabitants).

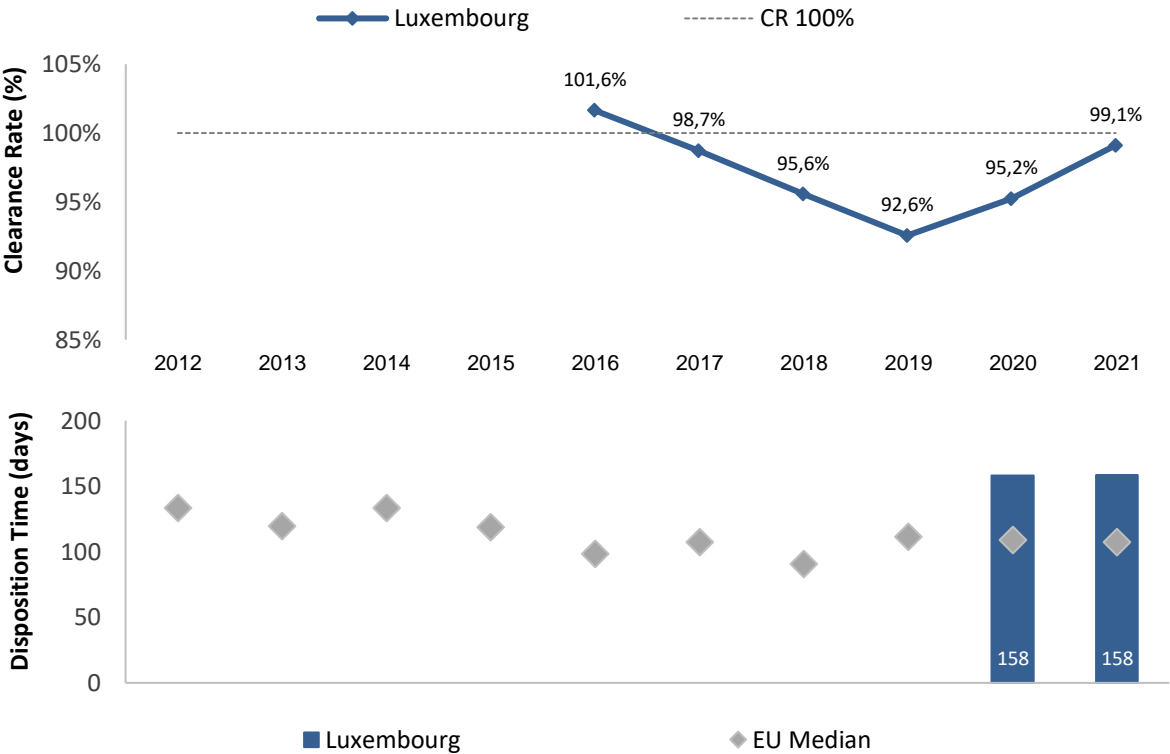
The number of resolved other than criminal cases in 2021 in Luxembourg (2,01 per 100 inhabitants) is significantly below the EU median (6,63 per 100 inhabitants).

The number of pending other than criminal cases at the end of 2021 in Luxembourg (0,87 per 100 inhabitants) is significantly below the EU median (2,82 per 100 inhabitants).

◦ Clearance Rate and Disposition Time

First instance Total other than criminal cases	Clearance Rate (%)		Disposition Time (days)	
	Luxembourg	EU Median	Luxembourg	EU Median
2012	NA	100,5%	NA	133
2013	NA	100,7%	NA	119
2014	NA	101,9%	NA	133
2015	NA	101,0%	NA	119
2016	101,6%	101,5%	NA	98
2017	98,7%	100,6%	NA	107
2018	95,6%	100,6%	NA	91
2019	92,6%	99,8%	NA	111
2020	95,2%	98,7%	158	109
2021	99,1%	101,2%	158	107

Clearance Rate (%) and Disposition Time (days) for first instance Total of other than criminal cases



With a Clearance Rate calculated at 99,1% in 2021 Luxembourg seems to be able to deal with its other than criminal cases.

Between 2020 and 2021, the Clearance Rate has increased by 3,9 points.

In 2021, other than criminal cases are solved in approximately 158 days, which is somewhat above the EU median of 107 days.

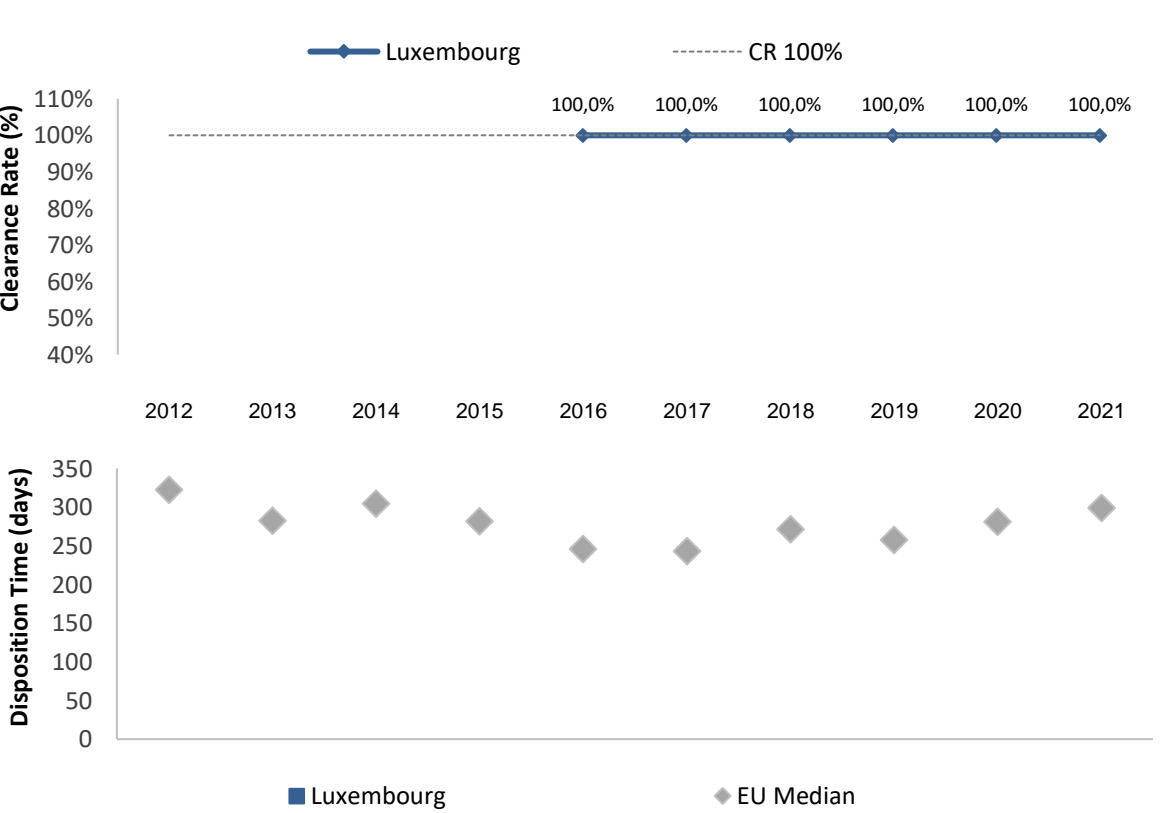
The analysis of the 2020 - 2021 period reveals a 0,1% increase of the Disposition Time.

Insolvency cases

◦ Clearance Rate and Disposition Time

Insolvency cases	Clearance Rate (%)		Disposition Time (days)	
	Luxembourg	EU Median	Luxembourg	EU Median
2012	NA	95,0%	NA	323
2013	NA	89,6%	NA	282
2014	NAP	96,9%	NAP	304
2015	NAP	104,5%	NAP	282
2016	100,0%	102,0%	NAP	246
2017	100,0%	103,6%	NAP	243
2018	100,0%	101,5%	NAP	271
2019	100,0%	101,2%	NAP	258
2020	100,0%	109,7%	NA	281
2021	100,0%	103,3%	NA	299

Clearance Rate (%) and Disposition Time (days) for Insolvency cases



With a Clearance Rate calculated at 100,0% in 2021 Luxembourg seems to be able to deal with its insolvency cases.

Between 2020 and 2021, the Clearance Rate remained sable.

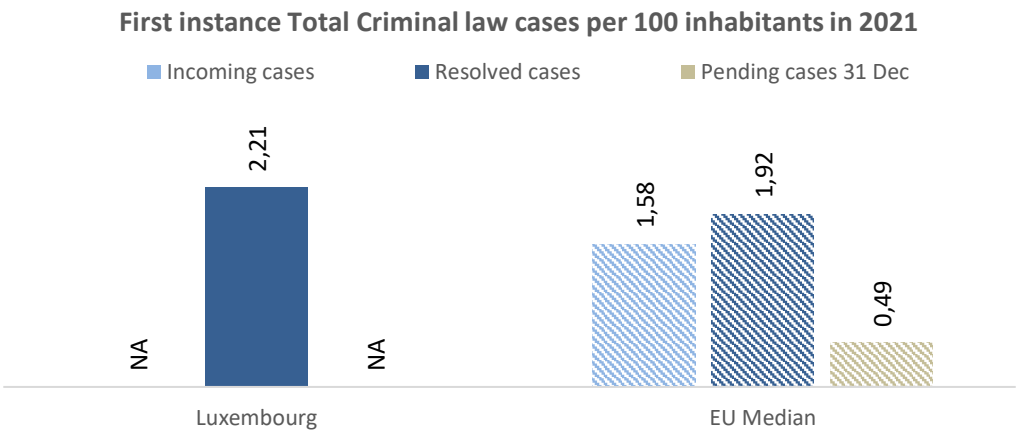
The Disposition Time of insolvency cases cannot be calculated.



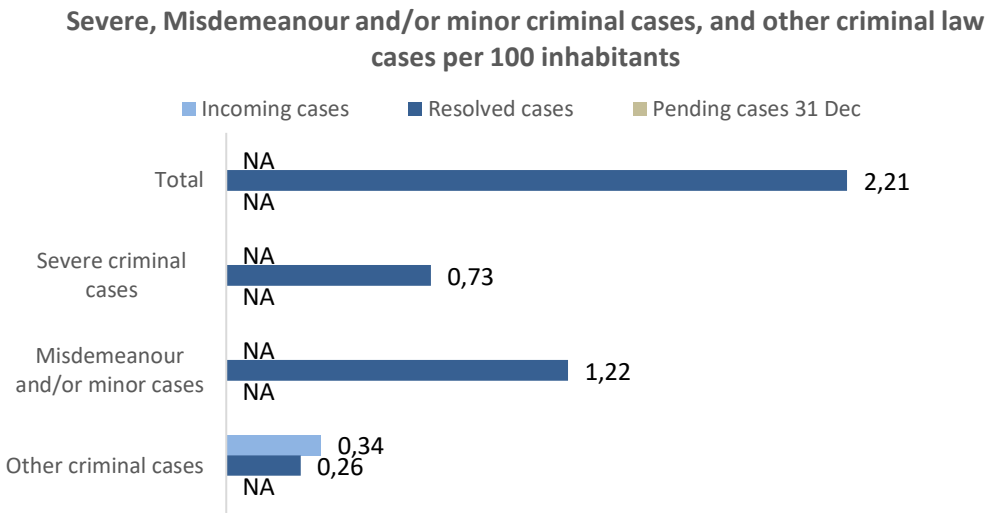
First instance Criminal Law Cases

◦ Incoming, resolved and pending cases

First instance Criminal Law Cases	Pending cases 1 Jan	Incoming cases	Resolved cases	Pending cases 31 Dec
Total	NA	NA	14 253	NA
Severe criminal cases	NA	NA	4 699	NA
Misdemeanour and/or minor cases	NA	NA	7 848	NA
Other criminal cases	NA	2 176	1 706	NA



First instance Criminal Law Cases Per 100 inh.	Pending cases 1 Jan	Incoming cases	Resolved cases	Pending cases 31 Dec
Total	NA	NA	2,21	NA
Severe criminal cases	NA	NA	0,73	NA
Misdemeanour and/or minor cases	NA	NA	1,22	NA
Other criminal cases	NA	0,34	0,26	NA



The number of total incoming criminal cases in 2021 in Luxembourg is not available.

The number of total resolved criminal cases in 2021 in Luxembourg (2,21 per 100 inhabitants) is slightly above the EU median (1,92 per 100 inhabitants).

The number of total pending criminal cases at the end of 2021 in Luxembourg is not available.

◦ Clearance Rate and Disposition Time

First instance Total criminal law cases	Clearance Rate (%)		Disposition Time (days)	
	Luxembourg	EU Median	Luxembourg	EU Median
2020	NA	95,2%	NA	139
2021	NA	100,0%	NA	134

The Clearance Rate and the Disposition Time indicators of first instance total criminal law cases cannot be calculated.

The unavailability of the number of pending and incoming criminal cases is explained by the specific organisation of the workflow between courts and prosecution offices. Cases are only transferred to the courts shortly before the hearing and, if a case is not heard on the given date, it is physically returned to the prosecution until the new hearing date. Thus, there are - with a few exceptions - no cases pending before the criminal courts over a long period of time, and the number of incoming cases is more or less equal to the number of resolved cases.

Minor criminal cases represent all cases resolved by criminal order in the Police court and the district court. Severe criminal cases represent all cases resolved by a judgment at first instance in the Police, Correctional or Criminal court. “Other criminal cases” are cases that are dealt with by the investigating office.

## 5. Public prosecution services in Luxembourg (2021 data)

### Public prosecution implemented budget

The budget of public prosecution services cannot be distinguished from the budget of courts.

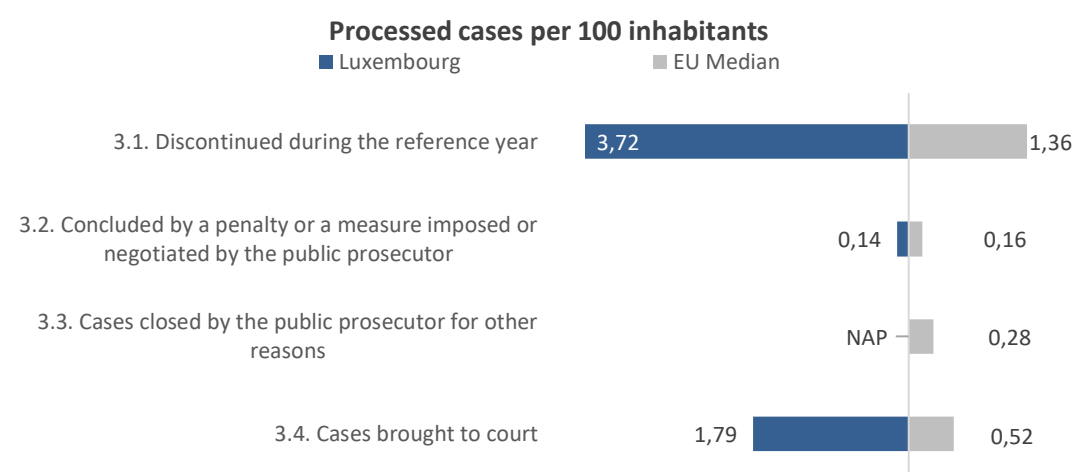
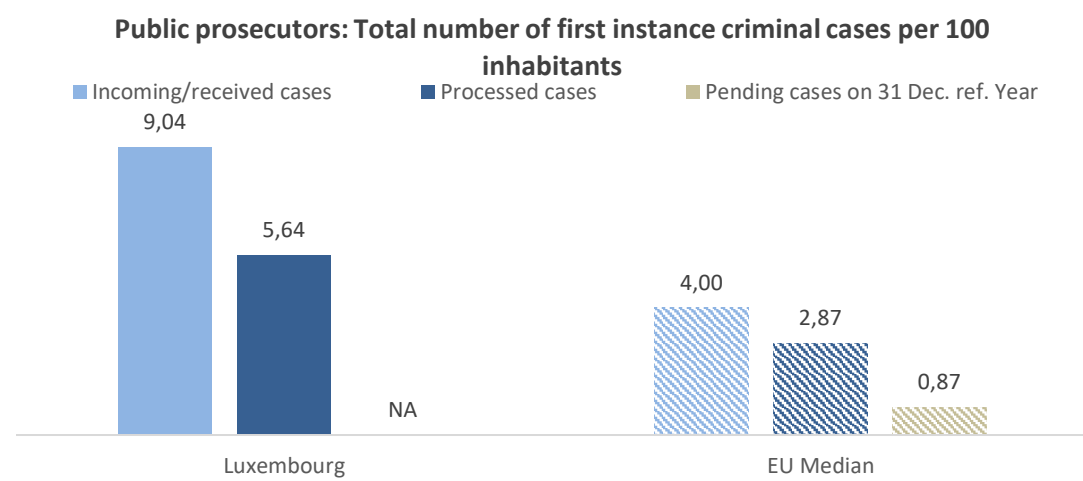
### Public prosecution caseflow: Number of first instance criminal cases

Public prosecution caseflow: Number of first instance criminal cases	Absolute Number *		Per 100 inhabitants	
	Luxembourg	% Variation 2020 - 2021	Luxembourg	Eu Median
<b>1. Pending cases on 1 Jan. ref. year</b>	<b>NA</b>	<b>NA</b>	<b>NA</b>	<b>0,84</b>
<b>2. Incoming/received cases</b>	<b>58 313</b>	<b>▼ -6,1%</b>	<b>9,04</b>	<b>4,00</b>
<b>3. Processed cases (3.1 + 3.2 + 3.3 + 3.4)</b>	<b>36 414</b>	<b>▲ 2,4%</b>	<b>5,64</b>	<b>2,87</b>
3.1. Discontinued during the reference year (3.1.1 + 3.1.2 + 3.1.3 + 3.1.4)	23 984	▲ 2,6%	3,72	1,36
3.1.1 Discontinued by the public prosecutor because the offender could not be identified	3 210	▼ -10,8%	0,50	NA
3.1.2 Discontinued by the public prosecutor due to the lack of an established offence or a specific legal situation	4 408	▲ 13,8%	0,68	NA
3.1.3 Discontinued by the public prosecutor for reasons of opportunity	16 327	▲ 3,8%	2,53	NA
3.1.4 Discontinued for other reasons	39	▼ -76,5%	0,01	NA
3.2. Concluded by a penalty or a measure imposed or negotiated by the public prosecutor	877	▲ 30,3%	0,14	0,16
3.3. Cases closed by the public prosecutor for other reasons	NAP	NAP	NAP	0,28
3.4. Cases brought to court	11 553	▲ 0,3%	1,79	0,52
<b>4. Pending cases on 31 Dec. ref. year</b>	<b>NA</b>	<b>NA</b>	<b>NA</b>	<b>0,87</b>

\* Please note that these figures include traffic offence cases.

In respect of the category " Discontinued for other reasons", it should be mentioned that these are essentially two specific measures: firstly, in the area of traffic, the obligation to follow a driving course and, only for young offenders of full age, participation in a course in the Choice 18+ program for the prevention of drug addiction (<https://www.solina.lu/fr/facilities/impuls/>). Due to the continuing pandemic in 2021, no "Choice18 +" measures could be initiated, nor processed, during this year. Similarly, driving courses were suspended due to the pandemic and did not resume until October 2021.

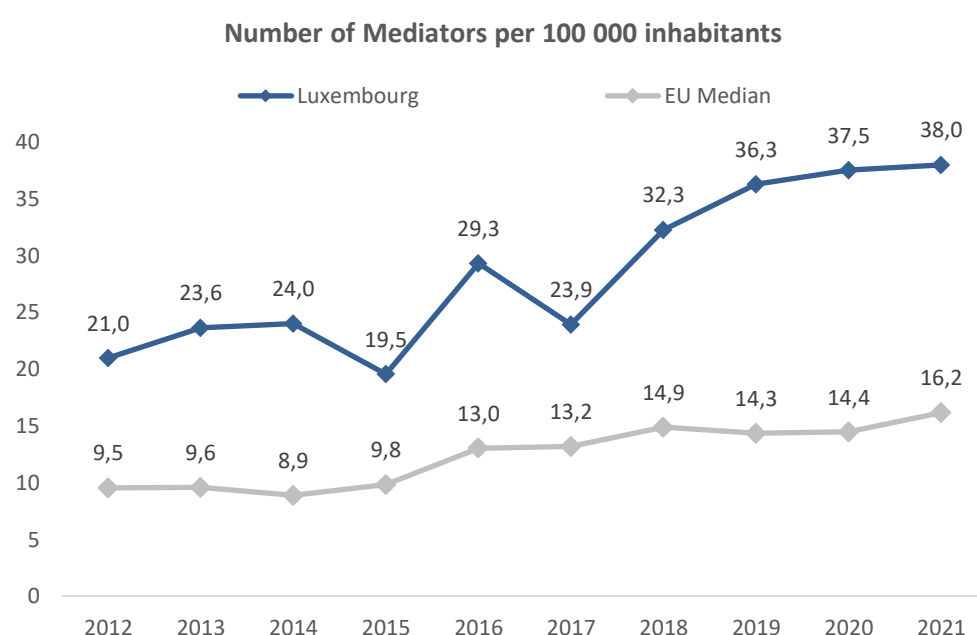
The increase in the number of cases concluded by a penalty or a measure imposed or negotiated by the public prosecutor between 2020 and 2021 cannot be explained by a single event. The increase is mainly due to the growing number of warnings issued by the prosecution service, which is on the one hand the result of punctual measures related to the health crisis and on the other hand depends on the subject matter of the cases dealt with, as warnings are usually issued in less serious cases.



## 6. Existence and use of alternative dispute resolution in Luxembourg (2021 data)

### Number of mediators

Mediators	Absolute Number	Per 100 000 inhabitants	
	Luxembourg	Luxembourg	EU Median
2012	110	21,0	9,5
2013	130	23,6	9,6
2014	135	24,0	8,9
2015	110	19,5	9,8
2016	173	29,3	13,0
2017	144	23,9	13,2
2018	198	32,3	14,9
2019	227	36,3	14,3
2020	238	37,5	14,4
2021	245	38,0	16,2



In 2021, there are 245 accredited or registered mediators who practise court related mediation which represents 38,0 accredited or registered mediators per 100 000 inhabitants.

The variation between 2020 and 2021 is about 2,9%.

The figures provided represent the total number of accredited mediators as of 31.12. of the reference year (in civil, commercial and criminal matters) without taking into account mediators who have ceased their activity.

### Number of court related mediations

Type of cases	Number of cases for which the parties agreed to start mediation	Number of finished court-related mediations	Number of cases in which there is a settlement agreement
All Cases	NA	NA	NA
Civil and commercial	NA	NA	NA
Family cases	NA	NA	NA
Administrative	NA	NA	NA
Employment dismissal	NA	NA	NA
Criminal cases	51	49	7
Consumer cases	NA	NA	NA

## 7. ICT tools of courts in Luxembourg (2021 data)

### The ICT questions

The answers to the ICT questions in 2021 can be summarised to :

	Civil and/or commercial	Criminal	Administrative
<b>Assistance tools</b>			
Writing assistance tools	Yes 100%	100%	100%
Simple dictation tools	No -	-	-
Multiple speakers recording tools		-	-
Voice recognition feature		-	-

All magistrates and clerks have access to these assistants, however not the entire scope of documents is covered, as the possibility to use free text is essential to the work of the judiciary. Administrative courts have been provided with a new application in 2018.

The use of private dictation applications is tolerated, but they are not in general used.

	Deployment rate	Data consolidated at national level	System communicating with other ministries
<b>Financial management tools</b>			
Budgetary and financial management of courts	100%	No	No
Justice expenses management	100%	No	No
Other	NA	NA	NA

	Deployment rate	Monitoring at national level	Monitoring at court level	Integrated with CMS
<b>Measurement tools to assess the workload</b>				
Judges	No -	-	-	-
Prosecutors		-	-	-
Non-judge/non-prosecutor staff		-	-	-

## 8. Systems for measuring and evaluating the performance of courts and public prosecution services in Luxembourg (2021 data)

In Luxembourg, quality standards are not determined for the judicial system at the national level.

### Systems for measuring and evaluating courts' performance

**A regular monitoring system of court activities is in place concerning:**

Number of incoming cases	✓	Satisfaction of users (regarding the services delivered by the courts)	✗
Length of proceedings (timeframes)	✓	Costs of the judicial procedures	✓
Number of resolved cases	✓	Number of appeals	✓
Number of pending cases	✓	Appeal ratio	✓
Backlogs	✓	Clearance rate	✓
Productivity of judges and court staff	✗	Disposition time	✓
Satisfaction of court staff	✗	Other	✗

No regular system has been implemented up to today. However, a monitoring can be done through the statistical service of the judiciary (SSJ) on an punctual basis and upon request of the competent authorities.

In Luxembourg, there is no system to regularly evaluate the court performance based on defined indicators.

**Performance and quality indicators are not defined for the activity of each court.**

None of the following indicators are used:

Number of incoming cases	✗	Satisfaction of users (regarding the services delivered by the courts)	✗
Length of proceedings (timeframes)	✗	Costs of the judicial procedures	✗
Number of resolved cases	✗	Number of appeals	✗
Number of pending cases	✗	Appeal ratio	✗
Backlogs	✗	Clearance rate	✗
Productivity of judges and court staff	✗	Disposition time	✗
Satisfaction of court staff	✗	Other	✗

The evaluation of the courts' activities is not used for the later allocation of means in the courts.

The figures presented by the SSJ are used on a regular basis to allocate (and ask for) means to the courts and public prosecution services.

Systems for measuring and evaluating public prosecution services' performance

A regular monitoring system of public prosecution services activities is in place concerning:

Number of incoming cases	✓	Satisfaction of users (regarding the services delivered by the public prosecution)	✗
Length of proceedings (timeframes)	✓	Costs of the judicial procedures	✓
Number of resolved cases	✓	Clearance rate	✓
Number of pending cases	✓	Disposition time	✓
Backlogs	✓	Percentage of convictions and acquittals	✓
Productivity of prosecutors and prosecution staff	✗	Other	✗
Satisfaction of prosecution staff	✗		

In Luxembourg, there is no system to evaluate regularly the activity of each public prosecution service.

Performance and quality indicators are not defined for the activity of each public prosecution service.

None of the following indicators are used:

Number of incoming cases	✗	Satisfaction of users (regarding the services delivered by the public prosecutors)	✗
Length of proceedings (timeframes)	✗	Costs of the judicial procedures	✗
Number of resolved cases	✗	Clearance rate	✗
Number of pending cases	✗	Disposition time	✗
Backlogs	✗	Percentage of convictions and acquittals	✗
Productivity of prosecutors and prosecution staff	✗	Other	✗
Satisfaction of prosecution staff	✗		

The evaluation of the public prosecution services' activities is not used for the later allocation of means in the public prosecution services.



Luxembourg

(2012-2021) data tables

Question	2012	2013	2014	2015	2016	2017	2018	2019	2020	2021	Variations for quantitative questions	
											2012-2021	2020-2021
Q1 Number of inhabitants	525 000	550 000	563 000	563 000	590 700	602 005	613 900	626 108	634 730	645 397	22,9%	1,7%
Q.3 GDP Per capita (in €) in current prices	83 600	83 400	88 500	88 500	90 700	92 026	95 943	101 446	101 056	114 400	36,8%	13,2%
Q5. Exchange rate of Nat currency to € on 1 Jan	NAP	NAP	NAP	NAP	NAP	NAP	NAP	NAP	NAP	NAP	-	-
Indicator 1: Systems for measuring and evaluating the performance of courts and prosecution services												
(Q66, Q67, Q77, Q78, Q77-1, Q78-1, Q73, Q73-0, Q73-1, Q73-2, Q73-3, Q73-4, Q73-5, Q73-6, Q70, Q70-1, Q71, Q72, Q83-2, Q83-3, Q120 and Q120-1)												
66 Qlty standards formulated_jud system	No	No	No	No	False	False	False	False	False	False		
67 Specialised court staff entrusted_qlty standards	No	No	No	No	False	False	False	False	False	False		
77 Performance and quality indicators of court activities	No	No	No	No	False	False	False	False	False	False		
078.1.1 Number of incoming cases							False	-	-	-		
078.1.2 Length of proceedings (timeframes)							False	-	-	-		
078.1.3 Number of resolved cases							False	-	-	-		
078.1.4 Number of pending cases							False	-	-	-		
078.1.5 Backlogs							False	-	-	-		
078.1.6 Productivity of judges and court staff							False	-	-	-		
078.1.7 Satisfaction of court staff							False	-	-	-		
078.1.8 Satisfaction of users (regarding the services delivered by the courts)							False	-	-	-		
078.1.9 Costs of the judicial procedures							False	-	-	-		
078.1.10 Number of appeals							False	-	-	-		
078.1.11 Appeal ratio							False	-	-	-		
078.1.12 Clearance rate							False	-	-	-		

# Luxembourg

## (2012-2021) data tables

Question	2012	2013	2014	2015	2016	2017	2018	2019	2020	2021	Variations for quantitative questions	
											2012-2021	2020-2021
078-1.13 Disposition time							False	-	-	-		
078-1.14 Other							False	-	-	-		
077-1.1.1 Defined performance and quality indicators									False	False		
078-1.1.1 Number of incoming cases									-	-		
078-1.1.2 Length of proceedings (timeframes)									-	-		
078-1.1.3 Number of resolved cases									-	-		
078-1.1.4 Number of pending cases									-	-		
078-1.1.5 Backlogs									-	-		
078-1.1.6 Productivity of prosecutors and prosecution staff									-	-		
078-1.1.7 Satisfaction of prosecution staff									-	-		
078-1.1.8 Satisfaction of users (regarding the services delivered by the public prosecution)									-	-		
078-1.1.9 Costs of the judicial procedures									-	-		
078-1.1.10 Clearance rate									-	-		
078-1.1.11 Disposition time									-	-		
078-1.1.12 Percentage of convictions and acquittals									-	-		
078-1.1.13 Other									-	-		
73 Regular system_evaluation_performance_each court	No	No	No	No	False	False	False	False	False	False		
073-0.1.1 Annual					False	False	False	-	-	-		
073-0.1.2 Less frequent					False	False	False	-	-	-		
073-0.1.3 More frequent					False	False	False	-	-	-		

# Luxembourg

## (2012-2021) data tables

Question	2012	2013	2014	2015	2016	2017	2018	2019	2020	2021	Variations for quantitative questions	
											2012-2021	2020-2021
073-1.1.1 Evaluation used for the allocation of resources within the court			No	No	False	False	False	False	False	False		
073-2.1.1 Courses of action taken in the evaluation is used for the allocation of resources							False	-	-	-		
073-2.1.2 Reallocating resources (human/financial resources based on performance)							False	-	-	-		
073-2.1.3 Reengineering of internal procedures to increase efficiency							False	-	-	-		
073-2.1.4 Other							False	-	-	-		
073-3.1.1 Regular evaluation of the public prosecution services performance									False	False		
073-4.1.1 Annual									-	-		
073-4.1.2 Less frequent									-	-		
073-4.1.3 More frequent									-	-		
073-5.1.1 Evaluation used for the allocation of resources within the public prosecution services									False	False		
073-6.1.1 Identifying the causes of improved or deteriorated performance									-	-		
073-6.1.2 Reallocating resources (human/financial resources based on performance)									-	-		
073-6.1.3 Reengineering of internal procedures to increase efficiency									-	-		
073-6.1.4 Other									-	-		
070.1.1 number of incoming cases	Yes	Yes	Yes	Yes	True	True	True	True	True	True		
070.1.2 length of proceedings (timeframes)	No	No	No	Yes	True	True	True	True	True	True		
070.1.3 number of resolved cases	Yes	Yes	Yes	Yes	True	True	True	True	True	True		
070.1.4 number of pending cases							True	True	True	True		
070.1.5 backlogs							True	True	True	True		
070.1.6 productivity of judges and court staff							False	False	False	False		

Luxembourg

(2012-2021) data tables

Question	2012	2013	2014	2015	2016	2017	2018	2019	2020	2021	Variations for quantitative questions	
											2012-2021	2020-2021
070.1.7 satisfaction of court staff							False	False	False	False		
070.1.8 satisfaction of users (regarding the services delivered by the courts)							False	False	False	False		
070.1.9 costs of the judicial procedures							True	True	True	True		
070.1.10 number of appeals							True	True	True	True		
070.1.11 appeal ratio							True	True	True	True		
070.1.12 clearance rate							True	True	True	True		
070-1.1.1 Number of incoming cases									True	True		
070-1.1.2 Length of proceedings (timeframes)									True	True		
070-1.1.3 Number of resolved cases									True	True		
070-1.1.4 Number of pending cases									True	True		
070-1.1.5 Backlogs									True	True		
070-1.1.6 Productivity of prosecutors and prosecution staff									False	False		
070-1.1.7 Satisfaction of prosecution staff									False	False		
070-1.1.8 Satisfaction of users (regarding the services delivered by the public prosecution)									False	False		
070-1.1.9 Costs of the judicial procedures									True	True		
070-1.1.10 Clearance rate									True	True		
070-1.1.11 Disposition time									True	True		
070-1.1.12 Percentage of convictions and acquittals									True	True		
070-1.1.13 Other									False	False		
071.1.1 Monitoring backlogs in Civil law cases									True	True		

Luxembourg

(2012-2021) data tables

Question	2012	2013	2014	2015	2016	2017	2018	2019	2020	2021	Variations for quantitative questions	
											2012-2021	2020-2021
071.1.2 Monitoring backlogs in Criminal law cases									True	True		
071.1.3 Monitoring backlogs in Administrative law cases									True	True		
072.1.1 Monitoring timeframes Within the courts									False	False		
072.1.2 Monitoring timeframes Within the public prosecution services									False	False		
083-2.1.1 Quantitative performance tagets defined for each prosecutors									False	False		
083-3.1.1 Body responsible - Executive power (for example the Ministry of Justice)									NAP	NAP		
083-3.1.2 Body responsible - Prosecutor General /State public prosecutor									NAP	NAP		
083-3.1.3 Body responsible - Public Prosecutorial Council									NAP	NAP		
083-3.1.4 Body responsible - Head of the organisational unit or hierarchically superior public prosecutor									NAP	NAP		
083-3.1.5 Body responsible - Other									NAP	NAP		
120.1.1 Qualitative individual assessment of the public prosecutors' work									False	False		
120-1.1.1 Feequency - Annual									-	-		
120-1.1.2 Feequency - Less frequent									-	-		
120-1.1.3 Feequency - More frequent									-	-		

Indicator 2: The judicial organisation												
(Q42, Q43 and Q44)												
Q42.1.1Total number of all courts - legal entities	-	-	-	-	-	-	-	-	13	13	-	0,0%
Q42.1.2 Total number of courts of general jurisdiction - legal entities	-	-	-	-	-	-	-	-	7	7	-	0,0%
Q42.1.3 First instance courts of general jurisdiction - legal entities	5	5	5	5	5	5	5	5	5	5	0,0%	0,0%
Q42.1.4 Second instance courts of general jurisdiction - legal entities	-	-	-	-	-	-	-	-	1	1	-	0,0%

# Luxembourg

## (2012-2021) data tables

Question	2012	2013	2014	2015	2016	2017	2018	2019	2020	2021	Variations for quantitative questions	
											2012-2021	2020-2021
Q42.1.5 Highest instance courts of general jurisdiction - legal entities	-	-	-	-	-	-	-	-	1	1	-	0,0%
Q42.1.6 Total number of specialised courts - legal entities	-	-	-	-	-	-	-	-	6	6	-	0,0%
43.1.1 Total number of specialised courts of first instance	13	23	-	2	13	13	13	13	3	3	-76,9%	0,0%
43.1.2 Commercial courts (excluded insolvency courts)	2	2	2	NAP	2	2	2	2	NAP	NAP	-	-
43.1.3 Insolvency courts	NAP	NAP	NAP	NAP	NAP	NAP	NAP	NAP	NAP	NAP	-	-
43.1.4 Labour courts	3	3	3	NAP	3	3	3	3	NAP	NAP	-	-
43.1.5 Family courts	2	5	2	NAP	2	2	2	2	NAP	NAP	-	-
43.1.6 Rent and tenancies courts	3	3	3	NAP	3	3	3	3	NAP	NAP	-	-
43.1.7 Enforcement of criminal sanctions courts	NAP	NAP	NAP	NAP	NAP	NAP	NAP	NAP	NAP	NAP	-	-
43.1.8 Fight against terrorism, organised crime and corruption	NAP	NAP	NAP	NAP	NAP	NAP	NAP	NAP	NAP	NAP	-	-
43.1.9 Internet related disputes	NAP	NAP	NAP	NAP	NAP	NAP	NAP	NAP	NAP	NAP	-	-
43.1.10 Administrative courts	1	1	1	1	1	1	1	1	1	1	0,0%	0,0%
43.1.11 Insurance and / or social welfare courts	1	1	1	1	1	1	1	1	1	1	0,0%	0,0%
43.1.12 Military courts	1	1	1	1	1	1	1	1	1	1	0,0%	0,0%
43.1.13 Juvenile courts	-	-	-	-	-	-	-	-	NAP	NAP	-	-
43.1.14 Other specialised courts	NAP	NAP	NAP	NAP	NAP	NAP	NAP	NAP	NAP	NAP	-	-
43.2.1 Total number of specialised courts of higher instances	-	-	-	-	-	-	-	-	3	3	-	0,0%
43.2.2 Commercial courts (excluded insolvency courts)	-	-	-	-	-	-	-	-	NAP	NAP	-	-
43.2.3 Insolvency courts	-	-	-	-	-	-	-	-	NAP	NAP	-	-
43.2.4 Labour courts	-	-	-	-	-	-	-	-	NAP	NAP	-	-



# Luxembourg

## (2012-2021) data tables

Question	2012	2013	2014	2015	2016	2017	2018	2019	2020	2021	Variations for quantitative questions	
											2012-2021	2020-2021
43.2.5 Family courts	-	-	-	-	-	-	-	-	NAP	NAP	-	-
43.2.6 Rent and tenancies courts	-	-	-	-	-	-	-	-	NAP	NAP	-	-
43.2.7 Enforcement of criminal sanctions courts	-	-	-	-	-	-	-	-	NAP	NAP	-	-
43.2.8 Fight against terrorism, organised crime and corruption	-	-	-	-	-	-	-	-	NAP	NAP	-	-
43.2.9 Internet related disputes	-	-	-	-	-	-	-	-	NAP	NAP	-	-
43.2.10 Administrative courts	-	-	-	-	-	-	-	-	1	1	-	0,0%
43.2.11 Insurance and / or social welfare courts	-	-	-	-	-	-	-	-	1	1	-	0,0%
43.2.12 Military courts	-	-	-	-	-	-	-	-	1	1	-	0,0%
43.2.13 Juvenile courts	-	-	-	-	-	-	-	-	NAP	NAP	-	-
43.2.14 Other specialised courts	-	-	-	-	-	-	-	-	NAP	NAP	-	-
44.1.1 First instance courts geographic locations	-	-	-	-	-	-	-	-	3	3	-	0,0%
44.1.2 All courts geographic locations	8	8	8	8	8	8	8	8	8	8	0,0%	0,0%

### Indicator 3: The performance of courts at all stages of the proceedings

#### First instance other than criminal cases (Q91)

91.1.1 1st inst courts_Pending cases on 1 Jan. Total of other than criminal law cases (1+2+3+4)	NA	NA	NA	NA	NA	NA	NA	NA	4 871	5 507	-	13,1%
91.1.2 1st inst courts_Pending cases on 1 Jan. Civil (and commercial) litigious cases	5 072	5 007	1 218	1 382	1 137	1 136	1 306	1 649	2 561	3 133	-38,2%	22,3%
91.1.3 1st inst courts_Pending cases on 1 Jan. Non litigious cases (2.1+2.2+2.3)	-	-	NA	NA	1 646	1 440	1 314	1 319	1 103	1 029	-	-6,7%
91.1.4 1st inst courts_Pending cases on 1 Jan. General civil (and commercial) non-litigious cases	NA	NA	NAP	NAP	NAP	NAP	NAP	NAP	NAP	NAP	-	-
91.1.5 1st inst courts_Pending cases on 1 Jan. Registry cases (2.2.1+2.2.2+2.2.3)	-	-	NAP	NAP	NAP	NAP	NAP	NAP	NAP	NAP	-	-

# Luxembourg

## (2012-2021) data tables

Question	2012	2013	2014	2015	2016	2017	2018	2019	2020	2021	Variations for quantitative questions	
											2012-2021	2020-2021
91.1.6 1st inst courts_Pending cases on 1 Jan. Non litigious land registry cases	NA	NA	NAP	NAP	NAP	NAP	NAP	NAP	NAP	NAP	-	-
91.1.7 1st inst courts_Pending cases on 1 Jan. Non-litigious business registry cases	NAP	NAP	NAP	NAP	NAP	NAP	NAP	NAP	NAP	NAP	-	-
91.1.8 1st inst courts_Pending cases on 1 Jan. Other registry cases	-	-	NAP	NAP	NAP	NAP	NAP	NAP	NAP	NAP	-	-
91.1.9 1st inst courts_Pending cases on 1 Jan. Other non-litigious cases	-	-	NA	NA	1 646	1 440	1 314	1 319	1 103	1 029	-	-6,7%
91.1.10 1st inst courts_Pending cases on 1 Jan. Administrative law cases	NA	NA	NA	NA	NA	NA	NA	NA	1 207	1 345	-	11,4%
91.1.11 1st inst courts_Pending cases on 1 Jan. Other cases (e.g. insolvency registry cases)	NAP	NAP	NAP	NAP	NAP	NAP	NAP	NAP	NAP	NAP	-	-
91.2.1 1st inst courts_Incoming cases_Total of other than criminal law cases (1+2+3+4)	NA	NA	NA	NA	10 911	10 776	11 820	14 208	13 339	13 081	-	-1,9%
91.2.2 1st inst courts_Incoming cases_Civil (and commercial) litigious cases	4 718	4 643	5 074	4 555	4 533	4 604	5 248	7 626	7 665	7 692	63,0%	0,4%
91.2.3 1st inst courts_Incoming cases_Non litigious cases (2.1+2.2+2.3)	-	-	NA	NA	5 195	4 959	5 326	5 126	4 579	4 312	-	-5,8%
91.2.4 1st inst courts_Incoming cases_General civil (and commercial) non-litigious cases	937	948	NAP	NAP	1 111	987	1 031	1 047	865	835	-10,9%	-3,5%
91.2.5 1st inst courts_Incoming cases_Registry cases (2.2.1+2.2.2+2.2.3)	-	-	NAP	NAP	NAP	NAP	NAP	NAP	NAP	NAP	-	-
91.2.6 1st inst courts_Incoming cases_Non litigious land registry cases	NA	NA	NAP	NAP	NAP	NAP	NAP	NAP	NAP	NAP	-	-
91.2.7 1st inst courts_Incoming cases_Non-litigious business registry cases	NAP	NAP	NAP	NAP	NAP	NAP	NAP	NAP	NAP	NAP	-	-
91.2.8 1st inst courts_Incoming cases_Other registry cases	-	-	NAP	NAP	NAP	NAP	NAP	NAP	NAP	NAP	-	-
91.2.9 1st inst courts_Incoming cases_Other non-litigious cases	-	-	NA	NA	4 084	3 972	4 295	4 079	3 714	3 477	-	-6,4%
91.2.10 1st inst courts_Incoming cases_Administrative law cases	1 615	1 372	1 372	1 264	1 183	1 213	1 246	1 456	1 095	1 077	-33,3%	-1,6%
91.2.11 1st inst courts_Incoming cases_Other cases (e.g. insolvency registry cases)	NAP	NAP	NAP	NAP	NAP	NAP	NAP	NAP	NAP	NAP	-	-
91.3.1 1st inst courts_Resolved cases_Total of other than criminal law cases (1+2+3+4)	NA	NA	NA	NA	11 091	10 637	11 297	13 151	12 703	12 964	-	2,1%
91.3.2 1st inst courts_Resolved cases_Civil (and commercial) litigious cases	8 155	8 432	4 910	4 800	4 534	4 434	4 905	6 714	7 093	7 616	-6,6%	7,4%
91.3.3 1st inst courts_Resolved cases_Non litigious cases (2.1+2.2+2.3)	-	-	NA	NA	5 401	5 059	5 321	5 342	4 653	4 354	-	-6,4%

# Luxembourg

## (2012-2021) data tables

Question	2012	2013	2014	2015	2016	2017	2018	2019	2020	2021	Variations for quantitative questions	
											2012-2021	2020-2021
91.3.4 1st inst courts_Resolved cases_General civil (and commercial) non-litigious cases	937	948	1 044	1 104	1 111	987	1 031	1 047	865	835	-10,9%	-3,5%
91.3.5 1st inst courts_Resolved cases_Registry cases (2.2.1+2.2.2+2.2.3)	-	-	NAP	NAP	NAP	NAP	NAP	NAP	NAP	NAP	-	-
91.3.6 1st inst courts_Resolved cases_Non litigious land registry cases	NA	NA	NAP	NAP	NAP	NAP	NAP	NAP	NAP	NAP	-	-
91.3.7 1st inst courts_Resolved cases_Non-litigious business registry cases	NAP	NAP	NAP	NAP	NAP	NAP	NAP	NAP	NAP	NAP	-	-
91.3.8 1st inst courts_Resolved cases_Other registry cases	-	-	NAP	NAP	NAP	NAP	NAP	NAP	NAP	NAP	-	-
91.3.9 1st inst courts_Resolved cases_Other non-litigious cases	-	-	NA	NA	4 290	4 072	4 290	4 295	3 788	3 519	-	-7,1%
91.3.10 1st inst courts_Resolved cases_Administrative law cases	1 127	1 283	1 283	1 146	1 156	1 144	1 071	1 095	957	994	-11,8%	3,9%
91.3.11 1st inst courts_Resolved cases_Other cases (e.g. insolvency registry cases)	NAP	NAP	NAP	NAP	NAP	NAP	NAP	NAP	NAP	NAP	-	-
91.4.1 1st inst courts_Pending cases on 31 Dec. Total of other than criminal law cases (1+2+3+4)	NA	NA	NA	NA	NA	NA	NA	NA	5 507	5 624	-	2,1%
91.4.2 1st inst courts_Pending cases on 31 Dec. Civil (and commercial) litigious cases	1 635	1 218	1 382	1 137	1 136	1 306	1 649	2 561	3 133	3 209	96,3%	2,4%
91.4.3 1st inst courts_Pending cases on 31 Dec. Non litigious cases (2.1+2.2+2.3)	-	-	NA	NA	1 440	1 341	1 319	1 103	1 029	987	-	-4,1%
91.4.4 1st inst courts_Pending cases on 31 Dec. General civil (and commercial) non-litigious cases	-	-	NAP	NAP	NAP	NAP	NAP	NAP	NAP	NAP	-	-
91.4.5 1st inst courts_Pending cases on 31 Dec. Registry cases (2.2.1+2.2.2+2.2.3)	-	-	NAP	NAP	NAP	NAP	NAP	NAP	NAP	NAP	-	-
91.4.6 1st inst courts_Pending cases on 31 Dec. Non litigious land registry cases	NA	NA	NAP	NAP	NAP	NAP	NAP	NAP	NAP	NAP	-	-
91.4.7 1st inst courts_Pending cases on 31 Dec. Non-litigious business registry cases	NAP	NAP	NAP	NAP	NAP	NAP	NAP	NAP	NAP	NAP	-	-
91.4.8 1st inst courts_Pending cases on 31 Dec. Other registry cases	-	-	NAP	NAP	NAP	NAP	NAP	NAP	NAP	NAP	-	-
91.4.9 1st inst courts_Pending cases on 31 Dec. Other non-litigious cases	-	-	NA	NA	1 440	1 341	1 319	1 103	1 029	987	-	-4,1%
91.4.10 1st inst courts_Pending cases on 31 Dec. Administrative law cases	NA	NA	NA	NA	NA	NA	NA	NA	1 345	1 428	-	6,2%
91.4.11 1st inst courts_Pending cases on 31 Dec. Other cases (e.g. insolvency registry cases)	NAP	NAP	3 700	NAP	NAP	NAP	NAP	NAP	NAP	NAP	-	-

Luxembourg

(2012-2021) data tables

Question	2012	2013	2014	2015	2016	2017	2018	2019	2020	2021	Variations for quantitative questions	
											2012-2021	2020-2021
Table 3.2.1.1 to 3.2.1.2 (all years) First instance courts: Clearance rate and disposition time for other than criminal cases (Q91)												
Table 3.3.4 to 3.3.7 Variation of Clearence Rate and Disposition Time of first instance other than criminal cases (Q91)												
Table 3.13.1 (EC) to 3.13.6 (EC) First instance courts: Disposition time and clearance rate for other than criminal cases (Q91)												
CR Total of other than criminal law cases	NA	NA	NA	NA	101,6%	98,7%	95,6%	92,6%	95,2%	99,1%	-	3,87
CR Civil (and commercial) litigious cases	172,8%	181,6%	96,8%	105,4%	100,0%	96,3%	93,5%	88,0%	92,5%	99,0%	(73,84)	6,47
CR Non litigious cases (2.1+2.2+2.3)	-	-	NA	NA	104,0%	102,0%	99,9%	104,2%	101,6%	101,0%	-	(0,64)
CR General civil (and commercial) non-litigious cases	100,0%	100,0%	NAP	NAP	100,0%	100,0%	100,0%	100,0%	100,0%	100,0%	-	-
CR Registry cases (2.2.1+2.2.2+2.2.3)	-	-	NAP	NAP	NAP	NAP	NAP	NAP	NAP	NAP	-	-
CR Non litigious land registry cases	NA	NA	NAP	NAP	NAP	NAP	NAP	NAP	NAP	NAP	-	-
CR Non-litigious business registry cases	NAP	NAP	NAP	NAP	NAP	NAP	NAP	NAP	NAP	NAP	-	-
CR Other registry cases	-	-	NAP	NAP	NAP	NAP	NAP	NAP	NAP	NAP	-	-
CR Other non-litigious cases	-	-	NA	NA	105,0%	102,5%	99,9%	105,3%	102,0%	101,2%	-	(0,78)
CR Administrative law cases	69,8%	93,5%	93,5%	90,7%	97,7%	94,3%	86,0%	75,2%	87,4%	92,3%	22,51	4,90
CR Other cases (e.g. insolvency registry cases)	NAP	NAP	NAP	NAP	NAP	NAP	NAP	NAP	NAP	NAP	-	-
DT Total of other than criminal law cases	NA	NA	NA	NA	NA	NA	NA	NA	158	158	-	0,1%
DT Civil (and commercial) litigious cases	73	53	103	86	91	108	123	139	161	154	110,2%	-4,6%
DT Non litigious cases (2.1+2.2+2.3)	-	-	NA	NA	97	97	90	75	81	83	-	2,5%
DT General civil (and commercial) non-litigious cases	-	-	NAP	NAP	NAP	NAP	NAP	NAP	NAP	NAP	-	-
DT Registry cases (2.2.1+2.2.2+2.2.3)	-	-	NAP	NAP	NAP	NAP	NAP	NAP	NAP	NAP	-	-
DT Non litigious land registry cases	NA	NA	NAP	NAP	NAP	NAP	NAP	NAP	NAP	NAP	-	-

Luxembourg

(2012-2021) data tables

Question	2012	2013	2014	2015	2016	2017	2018	2019	2020	2021	Variations for quantitative questions	
											2012-2021	2020-2021
DT Non-litigious business registry cases	NAP	NAP	NAP	NAP	NAP	NAP	NAP	NAP	NAP	NAP	-	-
DT Other registry cases	-	-	NAP	NAP	NAP	NAP	NAP	NAP	NAP	NAP	-	-
DT Other non-litigious cases	-	-	NA	NA	123	120	112	94	99	102	-	3,3%
DT Administrative law cases	NA	NA	NA	NA	NA	NA	NA	NA	513	524	-	2,2%
DT Other cases (e.g. insolvency registry cases)	NAP	NAP	NAP	NAP	NAP	NAP	NAP	NAP	NAP	NAP	-	-

First instance courts, number of cases for specific case categories (Q101)												
101.1.1 Pending cases on 1 Jan. _Litigious divorce case	NA	NA	NA	NA	782	631	663	737	764	715	-	-6,4%
101.1.2 Pending cases on 1 Jan. _Employment dismissal case	NA	NA	NA	NA	NA	NA	NA	NA	NA	NA	-	-
101.1.3 Pending cases on 1 Jan. _Insolvency	NA	NA	NAP	NAP	NAP	NAP	NAP	NAP	NA	NA	-	-
101.1.3 Pending cases on 1 Jan. _Robbery cases	-	-	-	-	-	-	-	-	NA	NA	-	-
101.1.3 Pending cases on 1 Jan. _Intentional homicide	-	-	-	-	-	-	-	-	NA	NA	-	-
101.2.1 Incoming cases_Litigious divorce case	NA	NA	NA	NA	498	617	668	1 070	923	859	-	-6,9%
101.2.2 Incoming cases_Employment dismissal case	2 343	NA	1 726	1 670	1 455	1 308	1 434	1 367	1 287	1 511	-35,5%	17,4%
101.2.3 Incoming cases_Insolvency	NA	NA	NAP	912	915	988	1 086	1 227	1 158	1 309	-	13,0%
101.2.3 Incoming cases_Robbery cases	-	-	-	-	-	-	-	-	95	129	-	35,8%
101.2.3 Incoming cases_Intentional homicide	-	-	-	-	-	-	-	-	25	24	-	-4,0%
101.3.1 Resolved cases_Litigious divorce case	NA	434	589	794	649	586	594	1 043	972	830	-	-14,6%
101.3.2 Resolved cases_Employment dismissal case	1 824	1 606	1 901	1 826	1 735	1 743	1 698	1 625	1 434	1 578	-13,5%	10,0%
101.3.3 Resolved cases_Insolvency	1 029	1 058	869	NAP	915	988	1 086	1 227	1 158	1 309	27,2%	13,0%

Luxembourg

(2012-2021) data tables

Question	2012	2013	2014	2015	2016	2017	2018	2019	2020	2021	Variations for quantitative questions	
											2012-2021	2020-2021
101.3.3 Resolved cases_Robbery cases	-	-	-	-	-	-	-	-	75	90	-	20,0%
101.3.3 Resolved cases_Intentional homicide	-	-	-	-	-	-	-	-	16	23	-	43,8%
101.4.1 Pending cases on 31 Dec. _Litigious divorce case	NA	NA	NA	NA	631	663	737	764	715	744	-	4,1%
101.4.2 Pending cases on 31 Dec. _Employment dismissal case	NA	NA	NA	NA	NA	NA	NA	NA	NA	NA	-	-
101.4.3 Pending cases on 31 Dec. _Insolvency	NA	NA	NAP	NAP	NAP	NAP	NAP	NAP	NA	NA	-	-
101.4.3 Pending cases on 31 Dec. _Robbery cases	-	-	-	-	-	-	-	-	NA	NA	-	-
101.4.3 Pending cases on 31 Dec. _Intentional homicide	-	-	-	-	-	-	-	-	NA	NA	-	-

First instance courts: Clearance rate and disposition time for specific case categories (Q101)												
CR Litigious divorce cases	NA	NA	NA	NA	130,3%	95,0%	88,9%	97,5%	105,3%	96,6%	-	(8,68)
CR Employment dismissal cases	77,8%	NA	110,1%	109,3%	119,2%	133,3%	118,4%	118,9%	111,4%	104,4%	26,59	(6,99)
CR Insolvency cases	NA	NA	NAP	NAP	100,0%	100,0%	100,0%	100,0%	100,0%	100,0%	-	-
DT Litigious divorce cases	NA	NA	NA	NA	355	413	453	267	268	327	-	21,9%
DT Employment dismissal cases	NA	NA	NA	NA	NA	NA	NA	NA	NA	NA	-	-
DT Insolvency cases	NA	NA	NAP	NAP	NAP	NAP	NAP	NAP	NA	NA	-	-

Second instance other than criminal cases (Q97)												
97.1.1 2nd inst courts_Pending cases on 1 Jan. Total of other than criminal law cases (1+2+3+4)			NA	NA	NA	NA	NA	NA	NA	NA	-	-
97.1.2 2nd inst courts_Pending cases on 1 Jan. Civil (and commercial) litigious cases			1 993	2 111	2 111	2 033	1 814	1 683	1 648	1 591	-	-3,5%
97.1.3 2nd inst courts_Pending cases on 1 Jan. Non litigious cases (2.1+2.2+2.3)			NA	NA	NA	NA	NA	NA	NA	NA	-	-

# Luxembourg

## (2012-2021) data tables

Question	2012	2013	2014	2015	2016	2017	2018	2019	2020	2021	Variations for quantitative questions	
											2012-2021	2020-2021
97.1.4 2nd inst courts_Pending cases on 1 Jan. General civil (and commercial) non-litigious cases			-	NA	NA	NA	NA	NA	NA	NA	-	-
97.1.5 2nd inst courts_Pending cases on 1 Jan. Registry cases (2.2.1+2.2.2+2.2.3)			NA	NA	NA	NA	NAP	NAP	NAP	NAP	-	-
97.1.6 2nd inst courts_Pending cases on 1 Jan. Non litigious land registry cases			NA	NA	NA	NA	NAP	NAP	NAP	NAP	-	-
97.1.7 2nd inst courts_Pending cases on 1 Jan. Non-litigious business registry cases			NA	NA	NA	NA	NAP	NAP	NAP	NAP	-	-
97.1.8 2nd inst courts_Pending cases on 1 Jan. Other registry cases			NA	NA	NA	NA	NAP	NAP	NAP	NAP	-	-
97.1.9 2nd inst courts_Pending cases on 1 Jan. Other non-litigious cases			NA	NA	NA	NA	NA	NA	NA	NA	-	-
97.1.10 2nd inst courts_Pending cases on 1 Jan. Administrative law cases			170	168	157	153	161	154	163	240	-	47,2%
97.1.11 2nd inst courts_Pending cases on 1 Jan. Other cases			NA	NA	NA	NA	NA	NA	NA	NA	-	-
97.2.1 2nd inst courts_Incoming cases_Total of other than criminal law cases (1+2+3+4)			NA	NA	NA	NA	NA	NA	NA	NA	-	-
97.2.2 2nd inst courts_Incoming cases_Civil (and commercial) litigious cases			1 259	1 283	1 265	1 202	1 125	1 197	1 112	1 204	-	8,3%
97.2.3 2nd inst courts_Incoming cases_Non litigious cases (2.1+2.2+2.3)			NA	NA	NA	NA	NA	NA	NA	NA	-	-
97.2.4 2nd inst courts_Incoming cases_General civil (and commercial) non-litigious cases			-	NA	NA	NA	NA	NA	NA	NA	-	-
97.2.5 2nd inst courts_Incoming cases_Registry cases (2.2.1+2.2.2+2.2.3)			NA	NA	NA	NA	NAP	NAP	NAP	NAP	-	-
97.2.6 2nd inst courts_Incoming cases_Non litigious land registry cases			NA	NA	NA	NA	NAP	NAP	NAP	NAP	-	-
97.2.7 2nd inst courts_Incoming cases_Non-litigious business registry cases			NA	NA	NA	NA	NAP	NAP	NAP	NAP	-	-
97.2.8 2nd inst courts_Incoming cases_Other registry cases			NA	NA	NA	NA	NAP	NAP	NAP	NAP	-	-
97.2.9 2nd inst courts_Incoming cases_Other non-litigious cases			NA	NA	NA	NA	NA	NA	NA	NA	-	-
97.2.10 2nd inst courts_Incoming cases_Administrative law cases			348	273	241	286	246	218	285	237	-	-16,8%
97.2.11 2nd inst courts_Incoming cases_Other cases			NA	NA	NA	NA	NA	NA	NA	NA	-	-
97.3.1 2nd inst courts_Resolved cases_Total of other than criminal law cases (1+2+3+4)			NA	NA	NA	NA	NA	NA	NA	NA	-	-



# Luxembourg

## (2012-2021) data tables

Question	2012	2013	2014	2015	2016	2017	2018	2019	2020	2021	Variations for quantitative questions	
											2012-2021	2020-2021
97.3.2 2nd inst courts_Resolved cases_Civil (and commercial) litigious cases			1 092	1 283	1 343	1 421	1 290	1 232	1 169	1 178	-	0,8%
97.3.3 2nd inst courts_Resolved cases_Non litigious cases (2.1+2.2+2.3)			NA	NA	NA	NA	NA	NA	NA	NA	-	-
97.3.4 2nd inst courts_Resolved cases_General civil (and commercial) non-litigious cases			-	NA	NA	NA	NA	NA	NA	NA	-	-
97.3.5 2nd inst courts_Resolved cases_Registry cases (2.2.1+2.2.2+2.2.3)			NA	NA	NA	NA	NAP	NAP	NAP	NAP	-	-
97.3.6 2nd inst courts_Resolved cases_Non litigious land registry cases			NA	NA	NA	NA	NAP	NAP	NAP	NAP	-	-
97.3.7 2nd inst courts_Resolved cases_Non-litigious business registry cases			NA	NA	NA	NA	NAP	NAP	NAP	NAP	-	-
97.3.8 2nd inst courts_Resolved cases_Other registry cases			NA	NA	NA	NA	NAP	NAP	NAP	NAP	-	-
97.3.9 2nd inst courts_Resolved cases_Other non-litigious cases			NA	NA	NA	NA	NA	NA	NA	NA	-	-
97.3.10 2nd inst courts_Resolved cases_Administrative law cases			350	284	245	278	253	209	208	295	-	41,8%
97.3.11 2nd inst courts_Resolved cases_Other cases			NA	NA	NA	NA	NA	NA	NA	NA	-	-
97.4.1 2nd inst courts_Pending cases on 31 Dec. Total of other than criminal law cases (1+2+3+4)			NA	NA	NA	NA	NA	NA	NA	NA	-	-
97.4.2 2nd inst courts_Pending cases on 31 Dec. Civil (and commercial) litigious cases			2 160	2 111	2 033	1 814	1 649	1 648	1 591	1 617	-	1,6%
97.4.3 2nd inst courts_Pending cases on 31 Dec. Non litigious cases (2.1+2.2+2.3)			NA	NA	NA	NA	NA	NA	NA	NA	-	-
97.4.4 2nd inst courts_Pending cases on 31 Dec. General civil (and commercial) non-litigious cases			-	NA	NA	NA	NA	NA	NA	NA	-	-
97.4.5 2nd inst courts_Pending cases on 31 Dec. Registry cases (2.2.1+2.2.2+2.2.3)			NA	NA	NA	NA	NAP	NAP	NAP	NAP	-	-
97.4.6 2nd inst courts_Pending cases on 31 Dec. Non litigious land registry cases			NA	NA	NA	NA	NAP	NAP	NAP	NAP	-	-
97.4.7 2nd inst courts_Pending cases on 31 Dec. Non-litigious business registry cases			NA	NA	NA	NA	NAP	NAP	NAP	NAP	-	-
97.4.8 2nd inst courts_Pending cases on 31 Dec. Other registry cases			NA	NA	NA	NA	NAP	NAP	NAP	NAP	-	-
97.4.9 2nd inst courts_Pending cases on 31 Dec. Other non-litigious cases			NA	NA	NA	NA	NA	NA	NA	NA	-	-
97.4.10 2nd inst courts_Pending cases on 31 Dec. Administrative law cases			168	157	153	161	154	163	240	182	-	-24,2%

Luxembourg

(2012-2021) data tables

Question	2012	2013	2014	2015	2016	2017	2018	2019	2020	2021	Variations for quantitative questions	
											2012-2021	2020-2021
97.4.11 2nd inst courts_Pending cases on 31 Dec. Other cases			NA	NA	NA	NA	NA	NA	NA	NA	-	-
97.5.1 2nd inst courts_Pending more than 2 years - Total of other than criminal law cases (1+2+3+4)			-	-	NA	NA	NA	NA	NA	NA	-	-
97.5.2 2nd inst courts_Pending more than 2 years - Civil (and commercial) litigious cases			-	-	NA	NA	NA	NA	NA	NA	-	-
97.5.10 2nd inst courts_Pending more than 2 years - Administrative law cases			-	-	NA	NA	NA	NA	NA	NA	-	-

Clearance rate and disposition time for second instance other than criminal law cases (Q97)												
CR Total of other than criminal law cases			NA	NA	NA	NA	NA	NA	NA	NA	-	-
CR Civil (and commercial) litigious cases			86,7%	100,0%	106,2%	118,2%	114,7%	102,9%	105,1%	97,8%	-	(7,29)
CR Non litigious cases (2.1+2.2+2.3)			NA	NA	NA	NA	NA	NA	NA	NA	-	-
CR General civil (and commercial) non-litigious cases			-	NA	NA	NA	NA	NA	NA	NA	-	-
CR Registry cases (2.2.1+2.2.2+2.2.3)			NA	NA	NA	NA	NAP	NAP	NAP	NAP	-	-
CR Non litigious land registry cases			NA	NA	NA	NA	NAP	NAP	NAP	NAP	-	-
CR Non-litigious business registry cases			NA	NA	NA	NA	NAP	NAP	NAP	NAP	-	-
CR Other registry cases			NA	NA	NA	NA	NAP	NAP	NAP	NAP	-	-
CR Other non-litigious cases			NA	NA	NA	NA	NA	NA	NA	NA	-	-
CR Administrative law cases			100,6%	104,0%	101,7%	97,2%	102,8%	95,9%	73,0%	124,5%	-	51,49
CR Other cases (e.g. insolvency registry cases)			NA	NA	NA	NA	NA	NA	NA	NA	-	-
DT Total of other than criminal law cases			NA	NA	NA	NA	NA	NA	NA	NA	-	-
DT Civil (and commercial) litigious cases			722	601	553	466	467	488	497	501	-	0,9%
DT Non litigious cases (2.1+2.2+2.3)			NA	NA	NA	NA	NA	NA	NA	NA	-	-

Luxembourg

(2012-2021) data tables

Question	2012	2013	2014	2015	2016	2017	2018	2019	2020	2021	Variations for quantitative questions	
											2012-2021	2020-2021
DT General civil (and commercial) non-litigious cases			-	NA	NA	NA	NA	NA	NA	NA	-	-
DT Registry cases (2.2.1+2.2.2+2.2.3)			NA	NA	NA	NA	NAP	NAP	NAP	NAP	-	-
DT Non litigious land registry cases			NA	NA	NA	NA	NAP	NAP	NAP	NAP	-	-
DT Non-litigious business registry cases			NA	NA	NA	NA	NAP	NAP	NAP	NAP	-	-
DT Other registry cases			NA	NA	NA	NA	NAP	NAP	NAP	NAP	-	-
DT Other non-litigious cases			NA	NA	NA	NA	NA	NA	NA	NA	-	-
DT Administrative law cases			175	202	228	211	222	285	421	225	-	-46,5%
DT Other cases (e.g. insolvency registry cases)			NA	NA	NA	NA	NA	NA	NA	NA	-	-

Supreme courts' other than criminal law cases (Q99)												
99.1.1 High inst courts_Pending cases on 1 Jan. Total of other than criminal law cases (1+2+3+4)			NA	70	81	81	109	104	109	109	-	0,0%
99.1.2 High inst courts_Pending cases on 1 Jan. Civil (and commercial) litigious cases			NA	70	81	81	109	104	109	109	-	0,0%
99.1.3 High inst courts_Pending cases on 1 Jan. Non litigious cases (2.1+2.2+2.3)			NAP	NAP	NAP	NAP	NAP	NAP	NAP	NAP	-	-
99.1.4 High inst courts_Pending cases on 1 Jan. General civil (and commercial) non-litigious cases			NAP	NAP	NAP	NAP	NAP	NAP	NAP	NAP	-	-
99.1.5 High inst courts_Pending cases on 1 Jan. Registry cases (2.2.1+2.2.2+2.2.3)			NAP	NAP	NAP	NAP	NAP	NAP	NAP	NAP	-	-
99.1.6 High inst courts_Pending cases on 1 Jan. Non litigious land registry cases			NAP	NAP	NAP	NAP	NAP	NAP	NAP	NAP	-	-
99.1.7 High inst courts_Pending cases on 1 Jan. Non-litigious business registry cases			NAP	NAP	NAP	NAP	NAP	NAP	NAP	NAP	-	-
99.1.8 High inst courts_Pending cases on 1 Jan. Other registry cases			NAP	NAP	NAP	NAP	NAP	NAP	NAP	NAP	-	-
99.1.9 High inst courts_Pending cases on 1 Jan. Other non-litigious cases			NAP	NAP	NAP	NAP	NAP	NAP	NAP	NAP	-	-
99.1.10 High inst courts_Pending cases on 1 Jan. Administrative law cases			NAP	NAP	NAP	NAP	NAP	NAP	NAP	NAP	-	-

# Luxembourg

## (2012-2021) data tables

Question	2012	2013	2014	2015	2016	2017	2018	2019	2020	2021	Variations for quantitative questions	
											2012-2021	2020-2021
99.1.11 High inst courts_Pending cases on 1 Jan. Other cases (e.g. insolvency registry cases)			NAP	NAP	NAP	NAP	NAP	NAP	NAP	NAP	-	-
99.2.1 High inst courts_Incoming cases_Total of other than criminal law cases (1+2+3+4)			NA	114	107	128	107	116	108	82	-	-24,1%
99.2.2 High inst courts_Incoming cases_Civil (and commercial) litigious cases			NA	114	107	128	107	116	108	82	-	-24,1%
99.2.3 High inst courts_Incoming cases_Non litigious cases (2.1+2.2+2.3)			NAP	NAP	NAP	NAP	NAP	NAP	NAP	NAP	-	-
99.2.4 High inst courts_Incoming cases_General civil (and commercial) non-litigious cases			NAP	NAP	NAP	NAP	NAP	NAP	NAP	NAP	-	-
99.2.5 High inst courts_Incoming cases_Registry cases (2.2.1+2.2.2+2.2.3)			NAP	NAP	NAP	NAP	NAP	NAP	NAP	NAP	-	-
99.2.6 High inst courts_Incoming cases_Non litigious land registry cases			NAP	NAP	NAP	NAP	NAP	NAP	NAP	NAP	-	-
99.2.7 High inst courts_Incoming cases_Non-litigious business registry cases			NAP	NAP	NAP	NAP	NAP	NAP	NAP	NAP	-	-
99.2.8 High inst courts_Incoming cases_Other registry cases			NAP	NAP	NAP	NAP	NAP	NAP	NAP	NAP	-	-
99.2.9 High inst courts_Incoming cases_Other non-litigious cases			NAP	NAP	NAP	NAP	NAP	NAP	NAP	NAP	-	-
99.2.10 High inst courts_Incoming cases_Administrative law cases			NAP	NAP	NAP	NAP	NAP	NAP	NAP	NAP	-	-
99.2.11 High inst courts_Incoming cases_Other cases (e.g. insolvency registry cases)			NAP	NAP	NAP	NAP	NAP	NAP	NAP	NAP	-	-
99.3.1 High inst courts_Resolved cases_Total of other than criminal law cases (1+2+3+4)			100	103	107	100	102	111	108	103	-	-4,6%
99.3.2 High inst courts_Resolved cases_Civil (and commercial) litigious cases			100	103	107	100	102	111	108	103	-	-4,6%
99.3.3 High inst courts_Resolved cases_Non litigious cases (2.1+2.2+2.3)			NAP	NAP	NAP	NAP	NAP	NAP	NAP	NAP	-	-
99.3.4 High inst courts_Resolved cases_General civil (and commercial) non-litigious cases			NAP	NAP	NAP	NAP	NAP	NAP	NAP	NAP	-	-
99.3.5 High inst courts_Resolved cases_Registry cases (2.2.1+2.2.2+2.2.3)			NAP	NAP	NAP	NAP	NAP	NAP	NAP	NAP	-	-
99.3.6 High inst courts_Resolved cases_Non litigious land registry cases			NAP	NAP	NAP	NAP	NAP	NAP	NAP	NAP	-	-
99.3.7 High inst courts_Resolved cases_Non-litigious business registry cases			NAP	NAP	NAP	NAP	NAP	NAP	NAP	NAP	-	-
99.3.8 High inst courts_Resolved cases_Other registry cases			NAP	NAP	NAP	NAP	NAP	NAP	NAP	NAP	-	-

Luxembourg

(2012-2021) data tables

Question	2012	2013	2014	2015	2016	2017	2018	2019	2020	2021	Variations for quantitative questions	
											2012-2021	2020-2021
99.3.9 High inst courts_Resolved cases_Other non-litigious cases			NAP	NAP	NAP	NAP	NAP	NAP	NAP	NAP	-	-
99.3.10 High inst courts_Resolved cases_Administrative law cases			NAP	NAP	NAP	NAP	NAP	NAP	NAP	NAP	-	-
99.3.11 High inst courts_Resolved cases_Other cases (e.g. insolvency registry cases)			NAP	NAP	NAP	NAP	NAP	NAP	NAP	NAP	-	-
99.4.1 High inst courts_Pending cases on 31 Dec. Total of other than criminal law cases (1+2+3+4)			NA	81	81	109	114	109	109	88	-	-19,3%
99.4.2 High inst courts_Pending cases on 31 Dec. Civil (and commercial) litigious cases			NA	81	81	109	114	109	109	88	-	-19,3%
99.4.3 High inst courts_Pending cases on 31 Dec. Non litigious cases (2.1+2.2+2.3)			NAP	NAP	NAP	NAP	NAP	NAP	NAP	NAP	-	-
99.4.4 High inst courts_Pending cases on 31 Dec. General civil (and commercial) non-litigious cases			NAP	NAP	NAP	NAP	NAP	NAP	NAP	NAP	-	-
99.4.5 High inst courts_Pending cases on 31 Dec. Registry cases (2.2.1+2.2.2+2.2.3)			NAP	NAP	NAP	NAP	NAP	NAP	NAP	NAP	-	-
99.4.6 High inst courts_Pending cases on 31 Dec. Non litigious land registry cases			NAP	NAP	NAP	NAP	NAP	NAP	NAP	NAP	-	-
99.4.7 High inst courts_Pending cases on 31 Dec. Non-litigious business registry cases			NAP	NAP	NAP	NAP	NAP	NAP	NAP	NAP	-	-
99.4.8 High inst courts_Pending cases on 31 Dec. Other registry cases			NAP	NAP	NAP	NAP	NAP	NAP	NAP	NAP	-	-
99.4.9 High inst courts_Pending cases on 31 Dec. Other non-litigious cases			NAP	NAP	NAP	NAP	NAP	NAP	NAP	NAP	-	-
99.4.10 High inst courts_Pending cases on 31 Dec. Administrative law cases			NAP	NAP	NAP	NAP	NAP	NAP	NAP	NAP	-	-
99.4.11 High inst courts_Pending cases on 31 Dec. Other cases (e.g. insolvency registry cases)			NAP	NAP	NAP	NAP	NAP	NAP	NAP	NAP	-	-
99.5.1 High inst courts_Pending more than 2 years - Total of other than criminal law cases (1+2+3+4)			-	-	NA	NA	NA	NA	NA	NA	-	-
99.5.2 High inst courts_Pending more than 2 years - Civil (and commercial) litigious cases			-	-	NA	NA	NA	NA	NA	NA	-	-
99.5.10 High inst courts_Pending more than 2 years - Administrative law cases			-	-	NAP	NAP	NA	NAP	NAP	NAP	-	-
Clearance rate and disposition time for Supreme courts' other than criminal law cases (Q97)												
CR Total of other than criminal law cases			NA	90,4%	100,0%	78,1%	95,3%	95,7%	100,0%	125,6%	-	25,61
CR Civil (and commercial) litigious cases			NA	90,4%	100,0%	78,1%	95,3%	95,7%	100,0%	125,6%	-	25,61

Luxembourg

(2012-2021) data tables

Question	2012	2013	2014	2015	2016	2017	2018	2019	2020	2021	Variations for quantitative questions	
											2012-2021	2020-2021
CR Non litigious cases (2.1+2.2+2.3)			NAP	NAP	NAP	NAP	NAP	NAP	NAP	NAP	-	-
CR General civil (and commercial) non-litigious cases			NAP	NAP	NAP	NAP	NAP	NAP	NAP	NAP	-	-
CR Registry cases (2.2.1+2.2.2+2.2.3)			NAP	NAP	NAP	NAP	NAP	NAP	NAP	NAP	-	-
CR Non litigious land registry cases			NAP	NAP	NAP	NAP	NAP	NAP	NAP	NAP	-	-
CR Non-litigious business registry cases			NAP	NAP	NAP	NAP	NAP	NAP	NAP	NAP	-	-
CR Other registry cases			NAP	NAP	NAP	NAP	NAP	NAP	NAP	NAP	-	-
CR Other non-litigious cases			NAP	NAP	NAP	NAP	NAP	NAP	NAP	NAP	-	-
CR Administrative law cases			NAP	NAP	NAP	NAP	NAP	NAP	NAP	NAP	-	-
CR Other cases (e.g. insolvency registry cases)			NAP	NAP	NAP	NAP	NAP	NAP	NAP	NAP	-	-
DT Total of other than criminal law cases			NA	287	276	398	408	358	368	312	-	-15,3%
DT Civil (and commercial) litigious cases			NA	287	276	398	408	358	368	312	-	-15,3%
DT Non litigious cases (2.1+2.2+2.3)			NAP	NAP	NAP	NAP	NAP	NAP	NAP	NAP	-	-
DT General civil (and commercial) non-litigious cases			NAP	NAP	NAP	NAP	NAP	NAP	NAP	NAP	-	-
DT Registry cases (2.2.1+2.2.2+2.2.3)			NAP	NAP	NAP	NAP	NAP	NAP	NAP	NAP	-	-
DT Non litigious land registry cases			NAP	NAP	NAP	NAP	NAP	NAP	NAP	NAP	-	-
DT Non-litigious business registry cases			NAP	NAP	NAP	NAP	NAP	NAP	NAP	NAP	-	-
DT Other registry cases			NAP	NAP	NAP	NAP	NAP	NAP	NAP	NAP	-	-
DT Other non-litigious cases			NAP	NAP	NAP	NAP	NAP	NAP	NAP	NAP	-	-
DT Administrative law cases			NAP	NAP	NAP	NAP	NAP	NAP	NAP	NAP	-	-
DT Other cases (e.g. insolvency registry cases)			NAP	NAP	NAP	NAP	NAP	NAP	NAP	NAP	-	-

Luxembourg

(2012-2021) data tables

Question	2012	2013	2014	2015	2016	2017	2018	2019	2020	2021	Variations for quantitative questions	
											2012-2021	2020-2021
First instance criminal law cases (Q94)												
094.1.1 Total - pending 1 Jan									NA	NA	-	-
094.1.2 Severe cases - pending 1 Jan									NA	NA	-	-
094.1.3 Misdemeanour cases - pending 1 Jan									NA	NA	-	-
094.1.4 Other - pending 1 Jan									NA	NA	-	-
094.2.1 Total -incoming									NA	NA	-	-
094.2.2 Severe cases - incoming									NA	NA	-	-
094.2.3 Misdemeanour cases - incoming									NA	NA	-	-
094.2.4 Other - incoming									1 995	2 176	-	9,1%
094.3.1 Total - resolved									13 858	14 253	-	2,9%
094.3.2 Severe cases -resolved									4 272	4 699	-	10,0%
094.3.3 Misdemeanour cases - resolved									7 998	7 848	-	-1,9%
094.3.4 Other - resolved									1 588	1 706	-	7,4%
094.4.1 Total - pending 31 Dec									NA	NA	-	-
094.4.2 Severe cases - pending 31 Dec									NA	NA	-	-
094.4.3 Misdemeanour cases - pending 31 Dec									NA	NA	-	-
094.4.4 Other - pending 31 Dec									NA	NA	-	-
094.5.1 Total - pending more then 2 years									NA	NA	-	-
094.5.2 Severe cases - pending more then 2 years									NA	NA	-	-



Luxembourg

(2012-2021) data tables

Question	2012	2013	2014	2015	2016	2017	2018	2019	2020	2021	Variations for quantitative questions	
											2012-2021	2020-2021
094.5.3 Misdemeanour cases - pending more then 2 years									NA	NA	-	-
094.5.4 Other - pending more then 2 years									NA	NA	-	-
Clearance rate and disposition time for first instance criminal law cases (Q94)												
CR of Total									NA	NA	-	-
CR of Severe cases									NA	NA	-	-
CR of Misdemeanour cases									NA	NA	-	-
CR of Other									79,6%	78,4%	-	(1,51)
DT of Total									NA	NA	-	-
DT of Severe cases									NA	NA	-	-
DT of Misdemeanour cases									NA	NA	-	-
DT of Other									NA	NA	-	-
Second instance criminal law cases (Q98)												
098.1.1 Total - pending 1 Jan									NA	NA	-	-
098.1.2 Severe cases - pending 1 Jan									NA	NA	-	-
098.1.3 Misdemeanour cases - pending 1 Jan									NA	NA	-	-
098.1.4 Other - pending 1 Jan									NAP	NAP	-	-
098.2.1 Total -incoming									418	384	-	-8,1%
098.2.2 Severe cases - incoming									374	345	-	-7,8%
098.2.3 Misdemeanour cases - incoming									44	39	-	-11,4%

Luxembourg

(2012-2021) data tables

Question	2012	2013	2014	2015	2016	2017	2018	2019	2020	2021	Variations for quantitative questions	
											2012-2021	2020-2021
098.2.4 Other - incoming									NAP	NAP	-	-
098.3.1 Total - resolved									459	438	-	-4,6%
098.3.2 Severe cases -resolved									398	381	-	-4,3%
098.3.3 Misdemeanour cases - resolved									61	57	-	-6,6%
098.3.4 Other - resolved									NAP	NAP	-	-
098.4.1 Total - pending 31 Dec									NA	NA	-	-
098.4.2 Severe cases - pending 31 Dec									NA	NA	-	-
098.4.3 Misdemeanour cases - pending 31 Dec									NA	NA	-	-
098.4.4 Other - pending 31 Dec									NAP	NAP	-	-
098.5.1 Total - pending more then 2 years									NA	NA	-	-
098.5.2 Severe cases - pending more then 2 years									NA	NA	-	-
098.5.3 Misdemeanour cases - pending more then 2 years									NA	NA	-	-
098.5.4 Other - pending more then 2 years									NAP	NAP	-	-
Clearance rate and disposition time for second instance criminal law cases (Q98)												
CR of Total									109,8%	114,1%	-	3,87
CR o2 Severe cases									106,4%	110,4%	-	3,78
CR of Misdemeanour cases									138,6%	146,2%	-	5,42
CR of Other									NAP	NAP	-	-
DT of Total									NA	NA	-	-

Luxembourg

(2012-2021) data tables

Question	2012	2013	2014	2015	2016	2017	2018	2019	2020	2021	Variations for quantitative questions	
											2012-2021	2020-2021
DT of Severe cases									NA	NA	-	-
DT of Misdemeanour cases									NA	NA	-	-
DT of Other									NAP	NAP	-	-
Supreme courts' criminal law cases (Q100)												
100.1.1 Total - pending 1 Jan									39	31	-	-20,5%
100.1.2 Severe cases - pending 1 Jan									NAP	NAP	-	-
100.1.3 Misdemeanour cases - pending 1 Jan									NAP	NAP	-	-
100.1.4 Other - pending 1 Jan									NAP	NAP	-	-
100.2.1 Total -incoming									42	50	-	19,0%
100.2.2 Severe cases - incoming									NAP	NAP	-	-
100.2.3 Misdemeanour cases - incoming									NAP	NAP	-	-
100.2.4 Other - incoming									NAP	NAP	-	-
100.3.1 Total - resolved									50	50	-	0,0%
100.3.2 Severe cases -resolved									NAP	NAP	-	-
100.3.3 Misdemeanour cases - resolved									NAP	NAP	-	-
100.3.4 Other - resolved									NAP	NAP	-	-
100.4.1 Total - pending 31 Dec									31	31	-	0,0%
100.4.2 Severe cases - pending 31 Dec									NAP	NAP	-	-
100.4.3 Misdemeanour cases - pending 31 Dec									NAP	NAP	-	-

Luxembourg

(2012-2021) data tables

Question	2012	2013	2014	2015	2016	2017	2018	2019	2020	2021	Variations for quantitative questions	
											2012-2021	2020-2021
100.4.4 Other - pending 31 Dec									NAP	NAP	-	-
100.5.1 Total - pending more then 2 years									NA	NA	-	-
100.5.2 Severe cases - pending more then 2 years									NAP	NAP	-	-
100.5.3 Misdemeanour cases - pending more then 2 years									NAP	NAP	-	-
100.5.4 Other - pending more then 2 years									NAP	NAP	-	-
Clearance rate and disposition time for supreme courts' criminal law cases (Q100)												
CR of Total									119,0%	100,0%	-	(19,05)
CR of Severe cases									NAP	NAP	-	-
CR of Misdemeanour cases									NAP	NAP	-	-
CR of Other									NAP	NAP	-	-
DT of Total									226	226	-	0,0%
DT of Severe cases									NAP	NAP	-	-
DT of Misdemeanour cases									NAP	NAP	-	-
DT of Other									NAP	NAP	-	-
Indicator 4: Public prosecution services												
(Q107, Q107-1, Q109)												
1. Pending cases on 1 Jan. ref. year									NA	NA	-	-
2. Incoming/received cases									62 116	58 313	-	-6,1%
3. Processed cases (3.1 + 3.2 + 3.3 + 3.4)									35 563	36 414	-	2,4%

# Luxembourg

## (2012-2021) data tables

Question	2012	2013	2014	2015	2016	2017	2018	2019	2020	2021	Variations for quantitative questions	
											2012-2021	2020-2021
<b>3.1. Discontinued during the reference year (3.1.1+3.1.2+3.1.3+3.1.4.)</b>									23 366	23 984	-	2,6%
3.1.1 Discontinued by the public prosecutor because the offender could not be identified									3 600	3 210	-	-10,8%
3.1.2 Discontinued by the public prosecutor due to the lack of an established offence or a specific legal situation									3 875	4 408	-	13,8%
3.1.3 Discontinued by the public prosecutor for reasons of opportunity									15 725	16 327	-	3,8%
3.1.4 Discontinued for other reasons									166	39	-	-76,5%
<b>3.2. Concluded by a penalty or a measure imposed or negotiated by the public prosecutor</b>									673	877	-	30,3%
<b>3.3. Cases closed by the public prosecutor for other reasons</b>									NAP	NAP	-	-
<b>3.4. Cases brought to court</b>									11 524	11 553	-	0,3%
<b>4. Pending cases on 31 Dec. ref. year</b>									NA	NA	-	-
<b>Public prosecution: Ratio of processed cases with incoming cases</b>									0,57	0,59	-	2,4%
<b>Public prosecution: Ratio of pending cases with incoming cases</b>									NA	NA	-	-
<b>Number of cases concluded with the guilty plea procedure - Total</b>									32	64	-	100,0%
<b>Number of cases concluded with the guilty plea procedure - Total - Severe criminal cases</b>									NAP	NAP	-	-
<b>Number of cases concluded with the guilty plea procedure - Total - Misdemeanour and / or minor criminal cases</b>									32	64	-	100,0%
<b>Number of cases concluded with the guilty plea procedure - Before the main trial - Total</b>									32	64	-	100,0%
<b>Number of cases concluded with the guilty plea procedure - Before the main trial - Severe criminal cases</b>									NAP	NAP	-	-

Luxembourg

(2012-2021) data tables

Question	2012	2013	2014	2015	2016	2017	2018	2019	2020	2021	Variations for quantitative questions	
											2012-2021	2020-2021
Number of cases concluded with the guilty plea procedure - Before the main trial - Misdemeanour and / or minor criminal cases									32	64	-	100,0%
Number of cases concluded with the guilty plea procedure - During the main trial - Total									-	-	-	-
Number of cases concluded with the guilty plea procedure - During the main trial - Severe criminal cases									NAP	NAP	-	-
Number of cases concluded with the guilty plea procedure - During the main trial - Misdemeanour and / or minor criminal cases									-	-	-	-
Budget of public prosecution services (Q13)												
Total approved annual public budget allocated to the public prosecution services in €	NA	NA	NA	NA	NA	NA	NA	NA	NA	NA	-	-
Total implemented annual public budget allocated to the public prosecution services in €	-	-	NA	NA	NA	NA	NA	NA	NA	NA	-	-
Approved annual public budget allocated to training of public prosecution services in € (included in the total)	-	-	-	-	-	-	NA	NA	NA	NA	-	-
Implemented annual public budget allocated to training of public prosecution services in € (included in the total)	-	-	-	-	-	-	NA	NA	NA	NA	-	-

Indicator 5: Access to justice												
Legal aid												
(Q16, Q18, Q19, Q20, Q20-1)												
16.1.1 Legal aid applies to representation in court (criminal cases)	Yes	-	Yes	Yes	True	True	True	True	True	True	True	
16.1.2 Legal aid applies to legal advice (criminal cases)	Yes	-	Yes	Yes	True	True	True	True	True	True	True	

Luxembourg

(2012-2021) data tables

Question	2012	2013	2014	2015	2016	2017	2018	2019	2020	2021	Variations for quantitative questions	
											2012-2021	2020-2021
16.2.1 Legal aid applies to representation in court (other than criminal cases)	Yes	-	Yes	Yes	True	True	True	True	True	True		
16.2.2 Legal aid applies to legal advice (other than criminal cases)	Yes	-	Yes	Yes	True	True	True	True	True	True		
18.1.1 Legal aid for the enforcement of judicial decisions					True	True	True	True	True	True		
19.1.1 Legal aid granted for other costs - criminal cases									False	False		
19.1.2 Legal aid granted for other costs - other than criminal cases									False	False		
020.1.1 Total									4 660	5 074	-	0,09
020.1.2 Total - criminal cases									1 182	NA	-	-
020.1.3 Total - other than criminal cases									3 478	NA	-	-
020.2.1 Total brought to court									NA	NA	-	-
020.2.2 Brought to court - criminal cases									NA	NA	-	-
020.2.3 Brought to court - other then criminal									NA	NA	-	-
020.3.1 Total not brought to court									NA	NA	-	-
020.3.2 Not brought to court - criminal cases									NA	NA	-	-
020.3.3 Not brought to court - other then criminal									NA	NA	-	-
020-1.1.1 Maximum duration prescribed in law/regulation									NAP	NAP	-	-
020-1.1.2 Average duration									NA	NA	-	-
System for compensating users												
(Q37)												
037.1.1 Requests for compensation - Total									NA	NA	-	-
037.1.2 Requests for compensation - Excessive length of proceedings									NA	NA	-	-



Luxembourg

(2012-2021) data tables

Question	2012	2013	2014	2015	2016	2017	2018	2019	2020	2021	Variations for quantitative questions	
											2012-2021	2020-2021
037.1.3 Requests for compensation - Non-execution of court decisions									NA	NA	-	-
037.1.4 Requests for compensation - Wrongful arrest									8	9	-	12,5%
037.1.5 Requests for compensation - Wrongful conviction									NA	NA	-	-
037.1.6 Requests for compensation - Other									NA	NA	-	-
037.2.1 Condemnations - Total									NA	NA	-	-
037.2.2 Condemnations - Excessive length of proceedings									NA	NA	-	-
037.2.3 Condemnations - Non-execution of court decisions									NA	NA	-	-
037.2.4 Condemnations - Wrongful arrest									7	7	-	0,0%
037.2.5 Condemnations - Wrongful conviction									NA	NA	-	-
037.2.6 Condemnations - Other									NA	NA	-	-
037.3.1 Amount - Total									NA	NA	-	-
037.3.2 Amount - Excessive length of proceedings									NA	NA	-	-
037.3.3 Amount - Non-execution of court decisions									NA	NA	-	-
037.3.4 Amount - Wrongful arrest									125 599 £	133 961 £	-	6,7%
037.3.5 Amount - Wrongful conviction									NA	NA	-	-
037.3.6 Amount - Other									NA	NA	-	-

Indicator 6: The ICT tools of courts and for court users												
(Q62-7, Q62-7-1, Q62-8, Q62-8-1, Q63-6, Q63-7, Q63-7-1)												
62-7 Writing assistance tools coordinated at national level							True	True	True	True		

# Luxembourg

## (2012-2021) data tables

Question	2012	2013	2014	2015	2016	2017	2018	2019	2020	2021	Variations for quantitative questions	
											2012-2021	2020-2021
62-7-1.1 Deployment rate in civil matter							100%	100%	100%	100%		
62-7-1.2 Deployment rate in criminal matter							100%	100%	100%	100%		
62-7-1.3 Deployment rate in administrative matter							100%	100%	100%	100%		
62-8 Voice recording tools							False	False	False	False		
62-8-1.1.1 Availability of simple dictation tools in civil matter												
62-8-1.1.2 Availability of simple dictation tools in criminal matter												
62-8-1.1.3 Availability of simple dictation tools in administrative matter												
62-8-1.2.1 Availability of multiple speakers recording tools in civil matter												
62-8-1.2.2 Availability of multiple speakers recording tools in criminal matter												
62-8-1.2.3 Availability of multiple speakers recording tools in administrative matter												
62-8-1.3.1 Availability of voice recognition in civil matter							FALSE	FALSE	FALSE	FALSE		
62-8-1.3.2 Availability of voice recognition in criminal matter							FALSE	FALSE	FALSE	FALSE		
62-8-1.3.3 Availability of voice recognition in administrative matter							FALSE	FALSE	FALSE	FALSE		
063-6.1.1 Budgetary and financial management of courts (deployment rate)						-	100%	100%	100%	100%		
063-6.1.2 Justice expenses management (deployment rate)						-	100%	100%	100%	100%		
063-6.1.3 Other financial management tools (deployment rate)						-	NA	NA	NA	NA		
063-6.2.1 Budgetary and financial management of courts (Data consolidated at national level)						-	False	False	False	False		
063-6.2.2 Justice expenses management (Data consolidated at national level)						-	False	False	False	False		
063-6.2.3 Other financial management tools (Data consolidated at national level)						-	False	NA	NA	NA		
063-6.3.1 Budgetary and financial management of courts (System communicating with other ministries)						-	False	False	False	False		

# Luxembourg

## (2012-2021) data tables

Question	2012	2013	2014	2015	2016	2017	2018	2019	2020	2021	Variations for quantitative questions	
											2012-2021	2020-2021
063-6.3.2 Justice expenses management (System communicating with other ministries)						-	False	False	False	False		
063-6.3.3 Other financial management tools (System communicating with other ministries)						-	False	NA	NA	NA		
63-7.1 Measurement tools to assess the workload							False	False	False	False		
63-7-1.1.1 Deployment rate - workload of judges												
63-7-1.1.2 Deployment rate - workload of prosecutors												
63-7-1.1.3 Deployment rate - workload of non-judge and non-prosecutor staff												
63-7-1.2.1 Monitoring on national level - judges							False	-	-	-		
63-7-1.2.2 Monitoring on national level - prosecutors							False	-	-	-		
63-7-1.2.2 Monitoring on national level - non-judge and non-prosecutor staff							False	-	-	-		
63-7-1.3.1 Monitoring on court level - judges							False	-	-	-		
63-7-1.3.2 Monitoring on court level - prosecutors							False	-	-	-		
63-7-1.3.3 Monitoring on court level - non-judge and non-prosecutor staff							False	-	-	-		

### Indicator 7: Professionals of justice

(Q46, Q46-2, Q52, Q52-1, Q55, Q60, Q4, Q132, Q133, Q144, Q145, Q146)

46.1.1 Total Number of professional judges	179	180	184	183	187	198	222	226	229	230	28,5%	0,4%
46.1.2 Number of 1st inst professional judges	139	139	143	142	143	146	168	170	171	174	25,2%	1,8%
46.1.3 Number of 2nd inst professional judges	NA	NA	37	37	40	47	49	51	53	51	-	-3,8%
46.1.4 Number of Supreme court professional judges	40	41	4	4	4	5	5	5	5	5	-87,5%	0,0%
46.2.1 Number of professional judges_males	NA	63	65	64	66	70	71	71	70	64	-	-8,6%

# Luxembourg

## (2012-2021) data tables

Question	2012	2013	2014	2015	2016	2017	2018	2019	2020	2021	Variations for quantitative questions	
											2012-2021	2020-2021
46.2.2 Number of 1st instance professional judges_males	NA	46	49	48	49	47	50	50	49	44	-	-10,2%
46.2.3 Number of 2nd instance professional judges_males	NA	NA	14	14	13	19	17	17	18	18	-	0,0%
46.2.4 Number of Supreme court professional judges_males	NA	17	2	2	4	4	4	4	3	2	-	-33,3%
46.3.1 Number of professional judges_females	NA	117	119	119	121	128	151	155	159	166	-	4,4%
46.3.2 Number of 1st inst professional judges_females	NA	93	94	94	94	99	118	120	122	130	-	6,6%
46.3.3 Number of 2nd inst professional judges_females	NA	NA	23	23	27	28	32	34	35	33	-	-5,7%
46.3.4 Number of Supreme court professional judges_females	NA	24	2	2	-	1	1	1	2	3	-	50,0%
046-2.1.1 Number of professional judges (FTE) - Total	-	-	-	-	-	-	-	-	229	230	-	0,4%
046-2.1.2 Professional judges of first instance (FTE) - Total	-	-	-	-	-	-	-	-	171	174	-	1,8%
046-2.1.3 Professional judges of second instance (FTE) - Total	-	-	-	-	-	-	-	-	53	51	-	-3,8%
046-2.1.4 Professional judges of supreme court (FTE) - Total	-	-	-	-	-	-	-	-	5	5	-	0,0%
046-2.2.1 Number of professional judges (FTE) - Civil and commercial	-	-	-	-	-	-	-	-	144	144	-	0,0%
046-2.2.2 Professional judges of first instance (FTE) - Civil and commercial	-	-	-	-	-	-	-	-	106	108	-	1,9%
046-2.2.3 Professional judges of second instance (FTE) - Civil and commercial	-	-	-	-	-	-	-	-	33	36	-	9,1%
046-2.2.4 Professional judges of supreme court (FTE) - Civil and commercial	-	-	-	-	-	-	-	-	NAP	NAP	-	-
046-2.3.1 Number of professional judges (FTE) - Criminal	-	-	-	-	-	-	-	-	63	60	-	-4,8%
046-2.3.2 Professional judges of first instance (FTE) - Criminal	-	-	-	-	-	-	-	-	48	50	-	4,2%
046-2.3.3 Professional judges of second instance (FTE) - Criminal	-	-	-	-	-	-	-	-	15	10	-	-33,3%
046-2.3.4 Professional judges of supreme court (FTE) - Criminal	-	-	-	-	-	-	-	-	NAP	NAP	-	-
046-2.4.1 Number of professional judges (FTE) - Administrative	-	-	-	-	-	-	-	-	22	21	-	-4,5%

# Luxembourg

## (2012-2021) data tables

Question	2012	2013	2014	2015	2016	2017	2018	2019	2020	2021	Variations for quantitative questions	
											2012-2021	2020-2021
046-2.4.2 Professional judges of first instance (FTE) - Administrative	-	-	-	-	-	-	-	-	17	16	-	-5,9%
046-2.4.3 Professional judges of second instance (FTE) - Administrative	-	-	-	-	-	-	-	-	5	5	-	0,0%
046-2.4.4 Professional judges of supreme court (FTE) - Administrative	-	-	-	-	-	-	-	-	NAP	NAP	-	-
046-2.5.1 Number of professional judges (FTE) - Other	-	-	-	-	-	-	-	-	NAP	NAP	-	-
046-2.5.2 Professional judges of first instance (FTE) - Other	-	-	-	-	-	-	-	-	NAP	NAP	-	-
046-2.5.3 Professional judges of second instance (FTE) - Other	-	-	-	-	-	-	-	-	NAP	NAP	-	-
046-2.5.4 Professional judges of supreme court (FTE) - Other	-	-	-	-	-	-	-	-	NAP	NAP	-	-
52.1.1 Total Number of non judge staff who are working in courts	NA	198	196	197	200	200	220	225	223	239	-	7,2%
52.1.2 Number of Non judge staff (Rechtspfleger)	NAP	NAP	NAP	NAP	NAP	NAP	NAP	NAP	NAP	NAP	-	-
52.1.3 Number of Non-judge staff assisting the judges	NA	192	132	129	131	191	210	215	213	224	-	5,2%
52.1.4 Number of Staff in charge of administrative tasks	NA	5	63	67	66	6	3	3	3	3	-	0,0%
52.1.5 Number of Technical staff	NA	1	1	1	3	3	3	3	3	3	-	0,0%
52.1.6 Number of Other non judge staff	NA	NAP	NAP	NAP	NAP	NAP	4	4	4	9	-	125,0%
52.2.1 Total Number of non judge staff who are working in courts(men)	NA	78	79	78	85	75	84	82	79	87	-	10,1%
52.2.2 Number of Non judge staff (Rechtspfleger)(men)	NAP	NAP	NAP	NAP	NAP	NAP	NAP	NAP	NAP	NAP	-	-
52.2.3 Number of Non-judge staff assisting the judges(men)	NA	75	58	56	59	69	77	75	73	80	-	9,6%
52.2.4 Number of Staff in charge of administrative tasks(men)	NA	2	20	21	23	3	2	2	2	2	-	0,0%
52.2.5 Number of Technical staff(men)	NA	1	1	1	3	3	3	3	3	3	-	0,0%
52.2.6 Number of Other non judge staff(men)	NA	NAP	NAP	NAP	NAP	NAP	2	2	1	2	-	100,0%
52.3.1 Total Number of non judge staff who are working in courts(women)	NA	120	117	119	115	125	136	143	144	152	-	5,6%

# Luxembourg

## (2012-2021) data tables

Question	2012	2013	2014	2015	2016	2017	2018	2019	2020	2021	Variations for quantitative questions	
											2012-2021	2020-2021
52.3.2 Number of Non judge staff (Rechtspfleger)(women)	NAP	NAP	NAP	NAP	NAP	NAP	NAP	NAP	NAP	NAP	-	-
52.3.3 Number of Non-judge staff assisting the judges(women)	NA	117	74	73	72	122	133	140	140	144	-	2,9%
52.3.4 Number of Staff in charge of administrative tasks(women)	NA	3	43	46	43	3	1	1	1	1	-	0,0%
52.3.5 Number of Technical staff(women)	NA	-	-	-	-	-	-	-	-	-	-	-
52.3.6 Number of Other non judge staff(women)	NA	NAP	NAP	NAP	NAP	NAP	2	2	3	7	-	133,3%
052-1.1.1 Non-judge staff (Total)									223	239	-	7,2%
052-1.1.2 Non-judge staff at first instance (total)									199	209	-	5,0%
052-1.1.3 Non-judge staff at second instance (total)									22	28	-	27,3%
052-1.1.4 Non-judge staff at Supreme court (total)									2	2	-	0,0%
052-1.2.1 Non-judge staff (Males)									79	87	-	10,1%
052-1.2.2 Non-judge staff at first instance (males)									69	77	-	11,6%
052-1.2.3 Non-judge staff at second instance (males)									10	9	-	-10,0%
052-1.2.4 Non-judge staff at Supreme court (males)									-	1	-	-
052-1.3.1 Non-judge staff (females)									144	152	-	5,6%
052-1.3.2 Non-judge staff at first instance (females)									130	132	-	1,5%
052-1.3.3 Non-judge staff at second instance (females)									12	19	-	58,3%
052-1.3.4 Non-judge staff at supreme court (females)									2	1	-	-50,0%
055.1.1 Prosecutors (total)									62	63	-	1,6%
055.1.2 Prosecutors (1st inst.)									47	48	-	2,1%
055.1.3 Prosecutors (2nd inst.)									NAP	NAP	-	-

# Luxembourg

## (2012-2021) data tables

Question	2012	2013	2014	2015	2016	2017	2018	2019	2020	2021	Variations for quantitative questions	
											2012-2021	2020-2021
055.1.4 Prosecutors (Highest instance)									15	15	-	0,0%
055.2.1 Prosecutors - Males -total									31	33	-	6,5%
055.2.2 Prosecutors - Males, 1st inst.									24	27	-	12,5%
055.2.3 Prosecutors - Males, 2nd inst.									NAP	NAP	-	-
055.2.4 Prosecutors - Males, Supreme courts									7	6	-	-14,3%
055.3.1 Prosecutors - Females, Total									31	30	-	-3,2%
055.3.2 Prosecutors - Females, 1st inst.									23	21	-	-8,7%
055.3.3 Prosecutors - Females, 2nd inst.									NAP	NAP	-	-
055.3.4 Prosecutors - Females, Supreme courts									8	9	-	12,5%
060.1.1 Number of non-prosecutor staff Total									150	172	-	14,7%
060.2.1 Number of non-prosecutor staff Males									79	89	-	12,7%
060.3.1 Number of non-prosecutor staff Females									71	83	-	16,9%
004 Annual average salary in the country									66 524 £	67 574 £	-	1,6%
132.1.1 Gross annual salary, in € - Professional judge at the beginning of career									92 016 £	92 591 £	-	0,6%
132.1.2 Gross annual salary, in € - Judge of the Supreme Court									110 177 £	110 865 £	-	0,6%
132.1.3 Gross annual salary, in € - Public prosecutor at the beginning of career									92 016 £	92 591 £	-	0,6%
132.1.4 Gross annual salary, in € - Public prosecutor of the Supreme Court or the Highest Appellate Instance									110 177 £	110 865 £	-	0,6%
132.2.1 Net annual salary, in € - Professional judge at the beginning of career									NA	NA	-	-
132.2.2 Net annual salary, in € - Judge of the Supreme Court									NA	NA	-	-
132.2.3 Net annual salary, in € - Public prosecutor at the beginning of career									NA	NA	-	-



# Luxembourg

## (2012-2021) data tables

Question	2012	2013	2014	2015	2016	2017	2018	2019	2020	2021	Variations for quantitative questions	
											2012-2021	2020-2021
132.2.4 Net annual salary, in € - Public prosecutor of the Supreme Court or the Highest Appellate Instance									NA	NA	-	-
133.1.1.1 - Additional benefits for judges - Reduced taxation									False	False		
133.1.2.1 - Additional benefits for judges - Special pension									False	False		
133.1.3.1 - Additional benefits for judges - Housing									False	False		
133.1.4.1 - Additional benefits for judges - Other financial benefit									True	True		
133.2.1.1 - Additional benefits for prosecutors - Reduced taxation									False	False		
133.2.2.1 - Additional benefits for prosecutors - Special pension									False	False		
133.2.3.1 - Additional benefits for prosecutors - Housing									False	False		
133.2.4.1 - Additional benefits for prosecutors - Other financial benefit									True	True		
144.1.1 Disciplinary procedures for Judges - Total number (1+2+3+4)									0	0	-	-
144.1.2 Disciplinary procedures for Judges - 1. Breach of professional ethics									0	0	-	-
144.1.3 Disciplinary procedures for Judges - 2. Professional inadequacy									0	0	-	-
144.1.4 Disciplinary procedures for Judges - 3. Criminal offence									0	0	-	-
144.1.5 Disciplinary procedures for Judges - 4. Other									0	0	-	-
144.2.1 Disciplinary procedures for Prosecutors - Total number (1+2+3+4)									0	0	-	-
144.2.2 Disciplinary procedures for Prosecutors - 1. Breach of professional ethics									0	0	-	-
144.2.3 Disciplinary procedures for Prosecutors - 2. Professional inadequacy									0	0	-	-
144.2.4 Disciplinary procedures for Prosecutors - 3. Criminal offence									0	0	-	-
144.2.5 Disciplinary procedures for Prosecutors - 4. Other									0	0	-	-
145.1.1 Sanctions against Judges - Total number (total 1 to 9)									0	0	-	-

Luxembourg

(2012-2021) data tables

Question	2012	2013	2014	2015	2016	2017	2018	2019	2020	2021	Variations for quantitative questions	
											2012-2021	2020-2021
145.1.2 Sanctions against Judges - 1. Reprimand									0	0	-	-
145.1.3 Sanctions against Judges - 2. Suspension									0	0	-	-
145.1.4 Sanctions against Judges - 3. Withdrawal from cases									NAP	NAP	-	-
145.1.5 Sanctions against Judges - 4. Fine									0	0	-	-
145.1.6 Sanctions against Judges - 5. Temporary reduction of salary									0	0	-	-
145.1.7 Sanctions against Judges - 6. Position downgrade									NAP	NAP	-	-
145.1.8 Sanctions against Judges - 7. Transfer to another geographical (court) location									NAP	NAP	-	-
145.1.9 Sanctions against Judges - 8. Resignation									0	0	-	-
145.1.10 Sanctions against Judges - 9. Other									0	0	-	-
145.1.11 Sanctions against Judges - 10. Dismissal									0	0	-	-
145.2.1 Sanctions against Prosecutors - Total number (total 1 to 9)									0	0	-	-
145.2.2 Sanctions against Prosecutors - 1. Reprimand									0	0	-	-
145.2.3 Sanctions against Prosecutors - 2. Suspension									0	0	-	-
145.2.4 Sanctions against Prosecutors - 3. Withdrawal from cases									NAP	NAP	-	-
145.2.5 Sanctions against Prosecutors - 4. Fine									0	0	-	-
145.2.6 Sanctions against Prosecutors - 5. Temporary reduction of salary									0	0	-	-
145.2.7 Sanctions against Prosecutors - 6. Position downgrade									NAP	NAP	-	-
145.2.8 Sanctions against Prosecutors - 7. Transfer to another geographical (court) location									NAP	NAP	-	-
145.2.9 Sanctions against Prosecutors - 8. Resignation									0	0	-	-
145.2.10 Sanctions against Prosecutors - 9. Other									0	0	-	-

# Luxembourg

## (2012-2021) data tables

Question	2012	2013	2014	2015	2016	2017	2018	2019	2020	2021	Variations for quantitative questions	
											2012-2021	2020-2021
145.2.11 Sanctions against Prosecutors - 10. Dismissal									0	0	-	-
Lawyers												
(Q146, Q147, Q148)												
146.1.1 Total number of lawyers practising	2 020	2 203	2 180	2 323	2 381	2 597	2 993	2 914	3 080	3 247	60,7%	5,4%
146.2.1 Practicing lawyers - man							NA	1 553	1 610	NA	-	-
146.3.1 Practicing lawyers - woman							NA	1 361	1 470	NA	-	-
147 Does this figure include “legal advisors” who cannot represent their clients in court (for example, some solicitors or in-house counsellors)?			No	No	False	False	False	False	False	False	-	-
148 Number of legal advisors who cannot represent their clients in court:			NAP	NAP	NAP	NAP	NAP	NAP	NAP	NAP	-	-
Indicator 8: The existence and use of alternative dispute resolution methods												
(Q166, Q157)												
166 Number of accredited or registered mediators who practice judicial mediation:	110	130	135	110	173	144	198	227	238	245	122,7%	2,9%
167.1.1 Total number started					NA	NA	NA	NA	NA	NA	-	-
167. 1.2 Civil and commercial cases - started					NA	NA	NA	NA	NA	NA	-	-
167. 1.2 Family cases - started					NA	NA	NA	NA	NA	NA	-	-
167.1.4 Administrative cases - started					NA	NA	NA	NA	NA	NA	-	-
167.1.5 Labour cases including employment dismissal cases - started					NA	NA	NA	NA	NA	NA	-	-
167.1.6. Criminal cases - started					NA	NA	68	49	41	51	-	24,4%

Luxembourg

(2012-2021) data tables

Question	2012	2013	2014	2015	2016	2017	2018	2019	2020	2021	Variations for quantitative questions	
											2012-2021	2020-2021
167.1.7 Consumer cases - started					-	-	NA	NA	NA	NA	-	-

Key: Variation of more than (+ -) 30%