CEPEJ Study on the judicial systems in the EU Member States - Country fiche

Judiciary at a glance in Ireland (2024 data)

General data

Population: 5 440 278 | **GDP per capita:** 104 603 € | **Average annual salary:** 50 369 €

Professionals

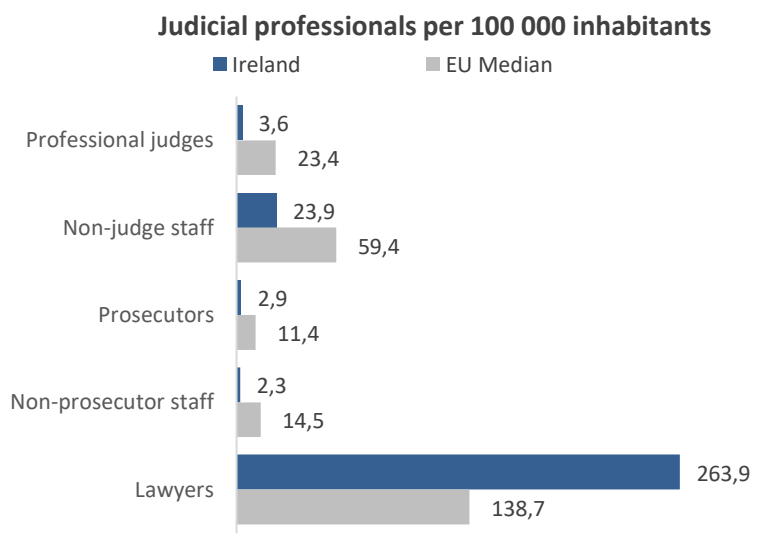

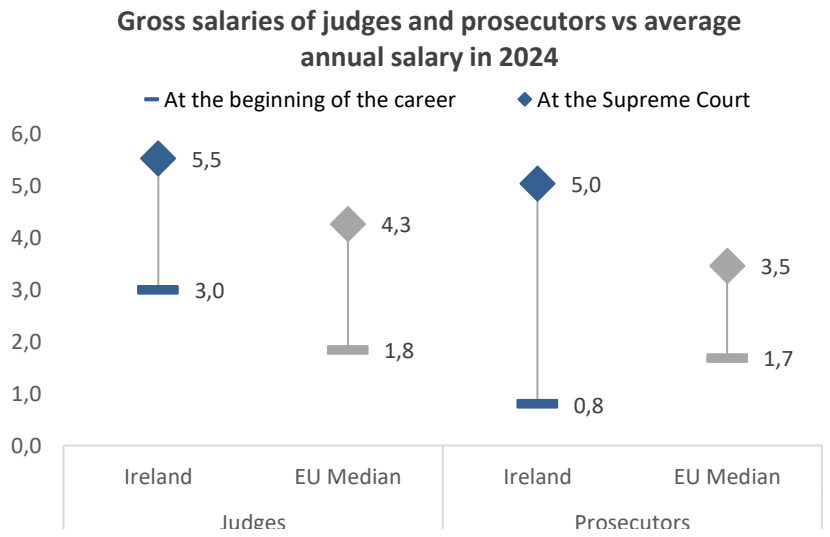

Efficiency

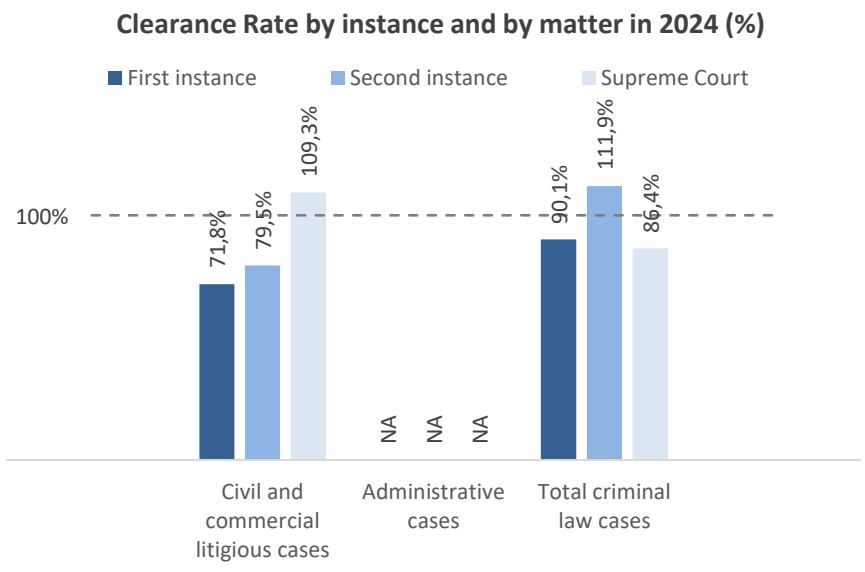

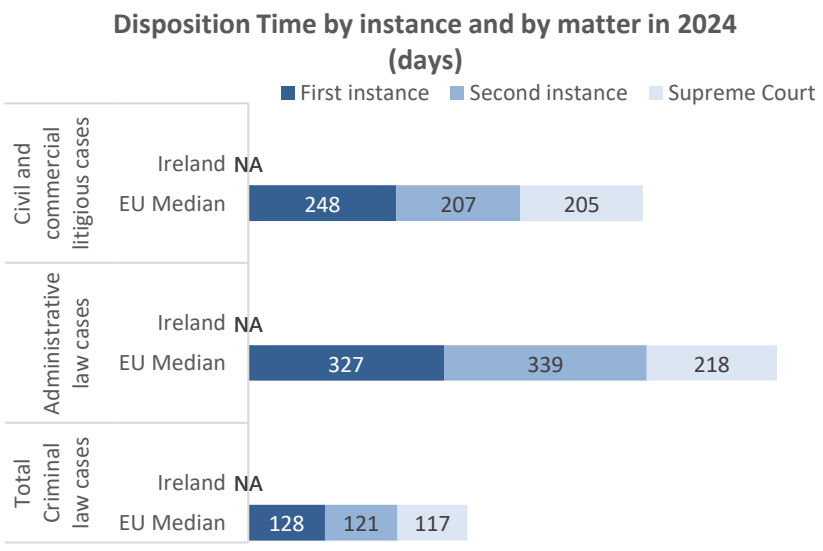

Incoming cases per 100 inhabitants

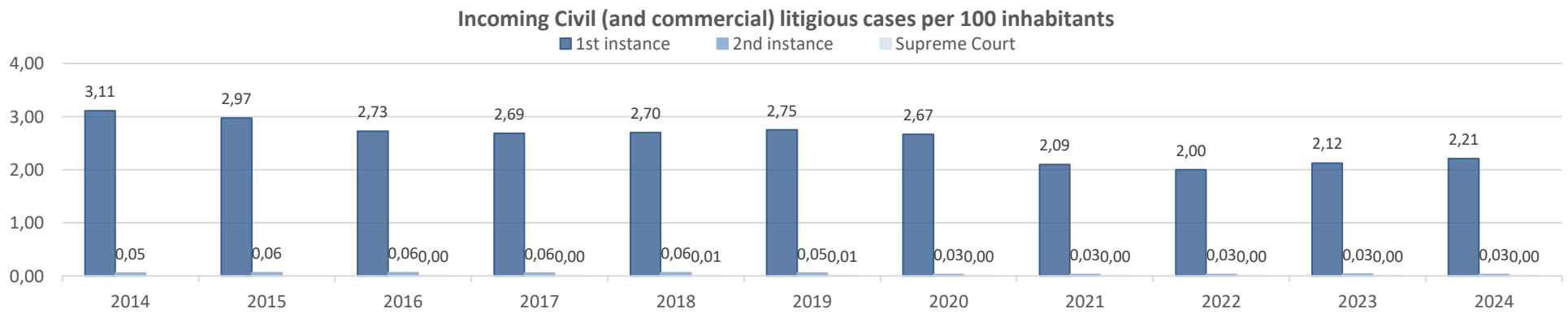

Synthesis table for the main indicators for: Ireland

Economic and demographic data	2014	2015	2016	2017	2018	2019	2020	2021	2022	2023	2024	Trend 2014-2024	Variations 2014-2024	Variations 2023-2024
Population	4 625 885	4 664 156	4 673 700	4 792 500	4 857 000	4 921 500	4 977 400	5 123 536	5 149 139	5 343 805	5 440 278		17,6%	1,8%
GDP per capita	41 011	55 187	58 961	61 369	66 716	72 346	74 912	85 061	99 267	96 553	104 603		155,1%	8,3%
Exchange rate (local currency needed to obtain 1€)	NAP	NAP	NAP	NAP	NAP	NAP	NAP	NAP	NAP	NAP	NAP		NAP	NAP
Average annual salary							40 283	44 912	45 859	47 725	50 369			5,5%

Resources per 100 000 inh.	2014	2015	2016	2017	2018	2019	2020	2021	2022	2023	2024	Trend 2014-2024	2014-2024	2023-2024
Professional judges	3,46	3,41	3,47	3,34	3,29	3,39	3,27	3,32	3,32	3,67	3,58		3,6%	-2,3%
Non-judge staff	20,04	20,20	20,86	21,35	21,60	21,94	21,88	22,35	24,33	24,21	23,88		19,2%	-1,4%
Public prosecutors							2,57	2,40	2,66	2,92	2,89			-1,1%
Non-prosecutors staff							1,81	2,01	1,92	2,23	2,33			4,8%
Lawyers	250,50	255,29	261,83	262,66	270,58	301,05	282,36	262,20	275,33	263,00	263,90		5,3%	0,3%
Mediators	NA	NA	NA	NA	NA	NA	NA	NA	NA	NA	NA		NA	NA

First instance incoming cases per 100 inhab.	2014	2015	2016	2017	2018	2019	2020	2021	2022	2023	2024	Trend 2014-2024	2014-2024	2023-2024
Civil and commercial litigious cases	3,11	2,97	2,73	2,69	2,70	2,75	2,67	2,09	2,00	2,12	2,21		-29,1%	3,9%
Administrative law cases	NAP	NAP	NAP	NAP	NAP	NAP	NA	NA	NA	NA	NA		NAP	NA
Total criminal law cases							7,24	7,33	6,99	6,54	6,82			4,3%

First instance performance indicators (Clearance Rate)	2014	2015	2016	2017	2018	2019	2020	2021	2022	2023	2024	Trend 2014-2024	2014-2024 (percentage points)	2023-2024 (percentage points)
CR civil and commercial litigious cases	56%	63%	59%	73%	63%	63%	51%	72%	71%	72%	72%		16,21	-0,40
CR administrative law cases	NAP	NAP	NAP	NAP	NAP	NAP	NA	NA	NA	NA	NA		NA	NA
CR total criminal law cases							62%	76%	81%	92%	90%			-1,65

First instance performance indicators (Disposition Time)	2014	2015	2016	2017	2018	2019	2020	2021	2022	2023	2024	Trend 2014-2024	2014-2024	2023-2024
DT civil and commercial litigious cases (days)	NA	NA	NA	NA	NA	NA	NA	NA	NA	NA	NA		NA	NA
DT administrative law cases (days)	NAP	NAP	NAP	NAP	NAP	NAP	NA	NA	NA	NA	NA		NAP	NA
DT total criminal law cases (days)							NA	NA	NA	NA	NA			NA

First instance pending cases per 100 inhab. on 31 dec.	2014	2015	2016	2017	2018	2019	2020	2021	2022	2023	2024	Trend 2014-2024	2014-2024	2023-2024
Civil and commercial litigious cases	NA	NA	NA	NA	NA	NA	NA	NA	NA	NA	NA		NA	NA
Administrative law cases	NAP	NAP	NAP	NAP	NAP	NAP	NA	NA	NA	NA	NA		NAP	NA
Total criminal law cases							NA	NA	NA	NA	NA			NA

Second instance performance indicators (Clearance Rate)	2014	2015	2016	2017	2018	2019	2020	2021	2022	2023	2024	Trend 2014-2024	2014-2024 (percentage points)	2023-2024 (percentage points)
CR civil and commercial litigious cases				66%	75%	93%	105%	77%	91%	85%	79%			-5,49
CR administrative law cases				NAP	NAP	NAP	NA	NA	NA	NA	NA			NA
CR total criminal law cases							109%	97%	103%	100%	112%			11,75

Second instance performance indicators (Disposition Time)	2014	2015	2016	2017	2018	2019	2020	2021	2022	2023	2024	Trend 2014-2024	2014-2024	2023-2024
DT civil and commercial litigious cases (days)				NA	NA	NA	NA	NA	NA	NA	NA			NA
DT administrative law cases (days)				NAP	NAP	NAP	NA	NA	NA	NA	NA			NA
DT total criminal law cases (days)							NA	NA	NA	NA	NA			NA

Supreme court performance indicators (Clearance Rate)	2014	2015	2016	2017	2018	2019	2020	2021	2022	2023	2024	Trend 2014-2024	2014-2024 (percentage points)	2023-2024 (percentage points)
CR civil and commercial litigious cases				123%	90%	106%	130%	110%	117%	84%	109%			25,30
CR administrative law cases				NAP	NAP	NAP	NA	NA	NA	NA	NA			NA
CR total criminal law cases							103%	131%	85%	110%	86%			-23,32

Supreme court performance indicators (Disposition Time)	2014	2015	2016	2017	2018	2019	2020	2021	2022	2023	2024	Trend 2014-2024	2014-2024	2023-2024
DT civil and commercial litigious cases (days)				226	256	171	NA	205	142	251	NA			NA
DT administrative law cases (days)				NAP	NAP	NAP	NA	NA	NA	NA	NA			NA
DT total criminal law cases (days)							258	119	274	130	NA			NA

1. Judicial organisation in Ireland (2024 data)

In 2024, in Ireland, there are 7 courts in total considered as legal entities, among which 5 are of general jurisdiction and 2 are specialised courts.

With regard to courts of general jurisdiction, in Ireland, there are only three first instance courts, namely the High Court, the Circuit Court and the District Court. Each of those three courts has a single court president only, who exercises a nationwide remit for their court. The Court of Appeal acts at second instance court, while the Supreme Court constitutes the last instance of general jurisdiction.

As for specialised courts, there are two Special Criminal Courts in Ireland .

In terms of geographic locations, within the total of 155 courts, 152 are courts of first instance. It should be noted that the number of geographic locations reflects the physical location serving as seats or venues for the jurisdictions.

Evolution of total number of courts

Total number of courts	Geographic locations	Legal entities	
		General jurisdiction	Specialised jurisdiction
2014	94		
2015	94		
2016	95		
2017	95		
2018	95		
2019	95		
2020	156		
2021	156	6	2
2022	156	6	2
2023	155	5	2
2024	155	5	2

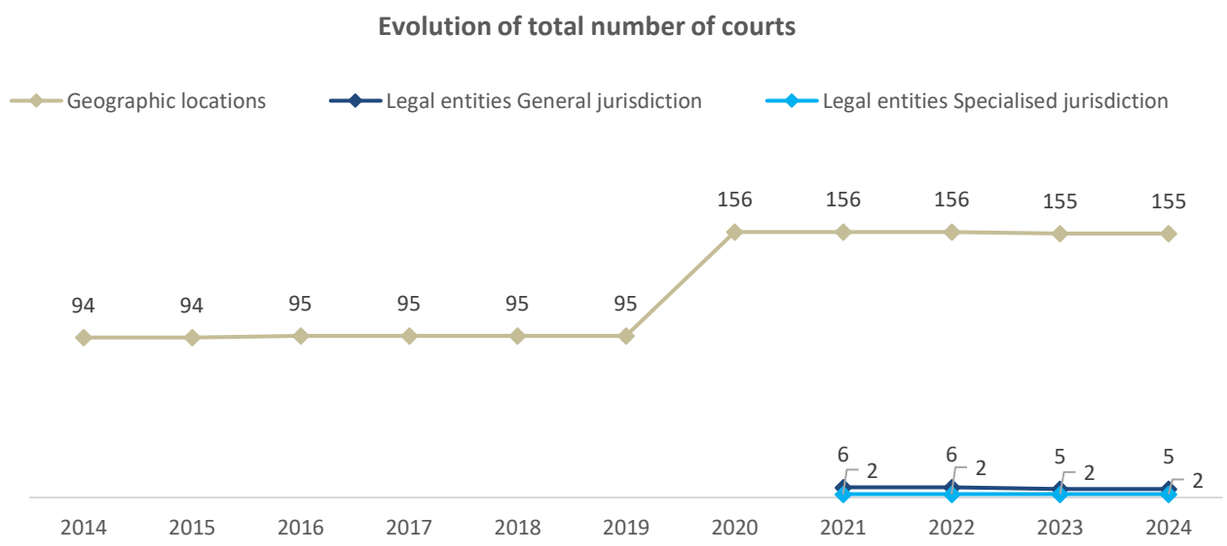

Each court is included only once, whether or not that court has both first and second instance jurisdiction.
First Instance courts of general jurisdiction – District Court, Circuit Court, High Court
Second Instance courts of general jurisdiction – Court of Appeal
Highest Instance courts of general jurisdiction – Supreme Court
Specialised Courts – Special Criminal Courts

There are currently 90 District Court and 49 Circuit Court venues.
There are 2 High Court venues in Dublin and there are 11 provincial sittings of the High Court in 2024.
The Supreme Court, Special Criminal Court and Court of Appeal each have one venue.

Evolution of number of first instance courts

First instance courts	Geographic locations	Legal entities	
		General jurisdiction	Specialised jurisdiction
2014		3	1
2015		3	1
2016		3	2
2017		3	2
2018		3	2
2019		3	2
2020		3	2
2021	153	3	2
2022	153	3	2
2023	152	3	2
2024	152	3	2

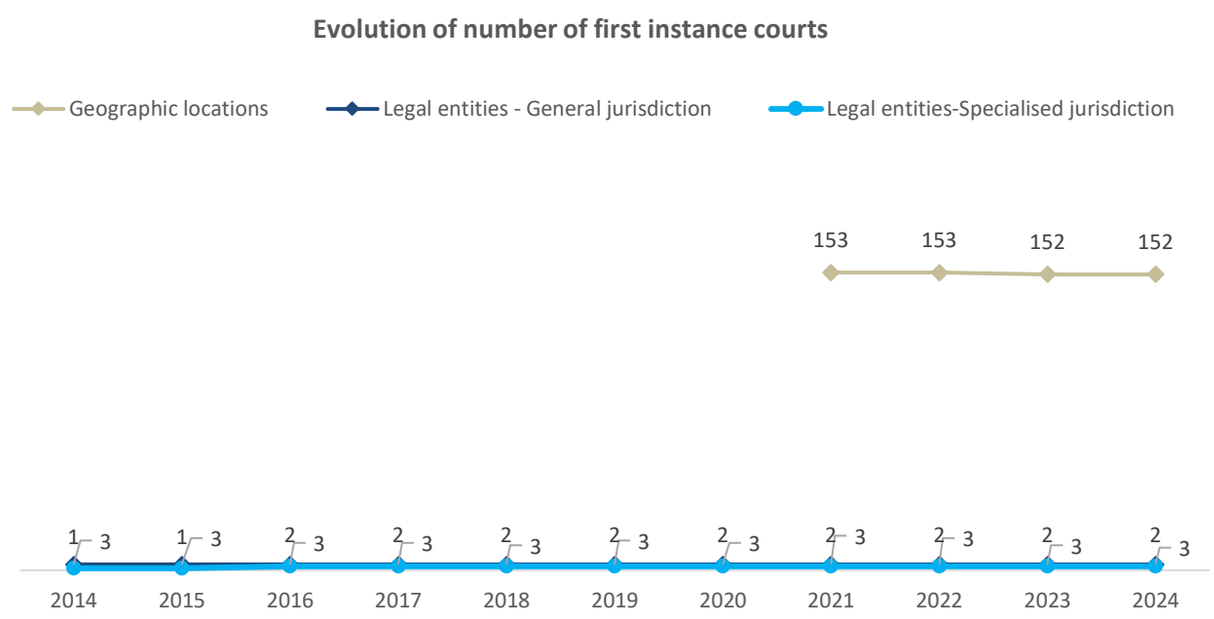

Distribution of first instance general jurisdiction and specialised courts

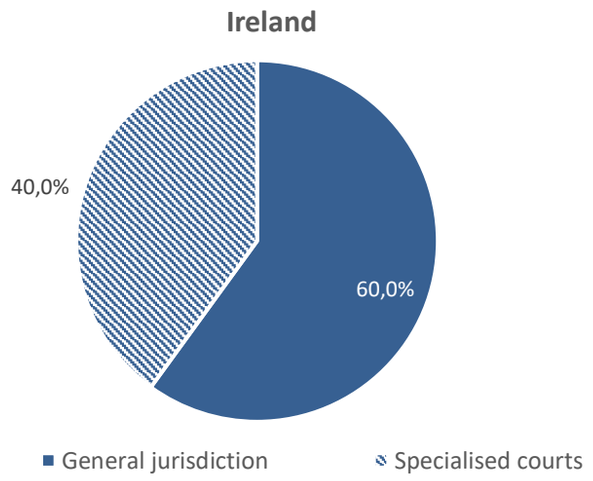

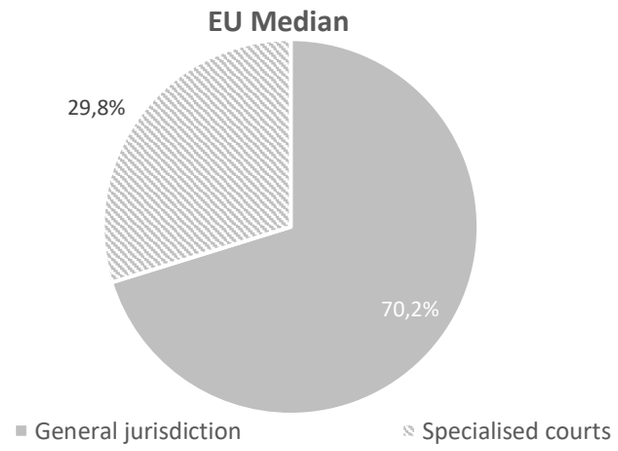

The distribution between first instance general jurisdiction courts and first instance specialised courts in Ireland is 60,0% - 40,0% (distribution tendency in EU: 70,2% - 29,8%).

Specialised Courts

Specialised courts	First instance	Higher instance
Total	2	NAP
Commercial courts (excluded insolvency courts)	NAP	NAP
Insolvency courts	NAP	NAP
Labour courts	NAP	NAP
Family courts	NAP	NAP
Rent and tenancies courts	NAP	NAP
Enforcement of criminal sanctions courts	NAP	NAP
Fight against terrorism, organised crime and corruption	2	NAP
Internet related disputes	NAP	NAP
Administrative courts	NAP	NAP
Insurance and / or social welfare courts	NAP	NAP
Military courts	NAP	NAP
Juvenile courts	NAP	NAP
Other specialised courts	NAP	NAP

The Commercial Court cannot be defined as a recognised branch of the High Court but is rather a list of commercial cases heard by the High Court. The Labour Court is a tribunal rather than a court of law.
The Family Courts Act was signed into law in 2024 but has yet to commence. This Act provides for the establishment of a Family High Court, Family Circuit Court and Family District Court as divisions of the existing court jurisdictions and provides for the reallocation of jurisdiction in family law proceedings between the family law courts.

There are currently 2 Special Criminal Courts in Ireland which (in general) deal with crimes relating to terrorism and organised crime. While divisions of other courts deal with many of the matters set out in the table above, there are no specialised courts per se to deal with same.
Furthermore, while there are other tribunals or bodies outside of the court system which have powers to make determinations in some of the matters in the table (e.g., the Labour Court and Military Courts), these tribunals are not within the courts system.

2. Professionals of justice in Ireland (2024 data)

Judicial professionals (summary)

Judicial professionals in absolute number and per 100 000 inhabitants

	Absolute number	Per 100 000 inhabitants	EU Median
Professional judges	195	3,6	23,4
Non-judge staff	1 299	23,9	59,4
Prosecutors	157	2,9	11,4
Non-prosecutor staff	127	2,3	14,5
Lawyers	14 357	263,9	138,7

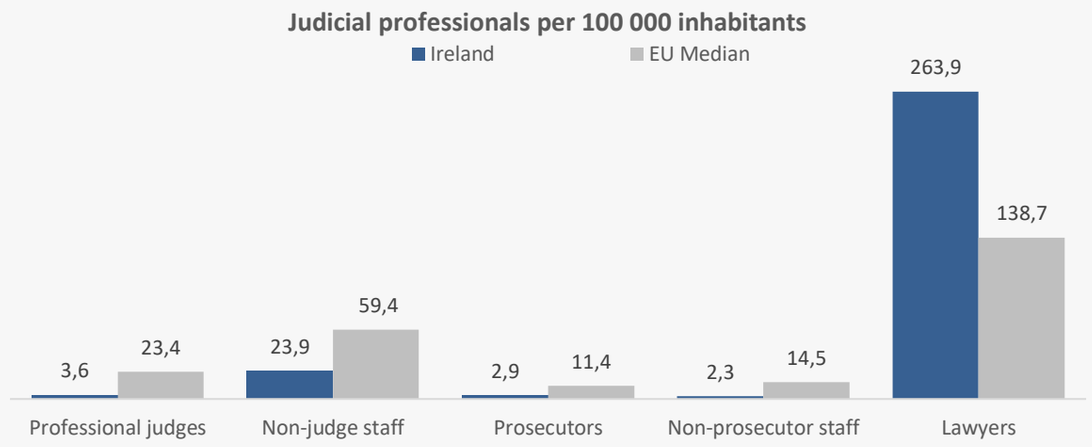

Judicial professionals: Gender balance

	% Male	% Female
Professional judges	56,4%	43,6%
Non judge staff	37,2%	62,8%
Prosecutors	33,1%	66,9%
Non-prosecutor staff	38,6%	63,0%
Lawyers	48,6%	51,1%

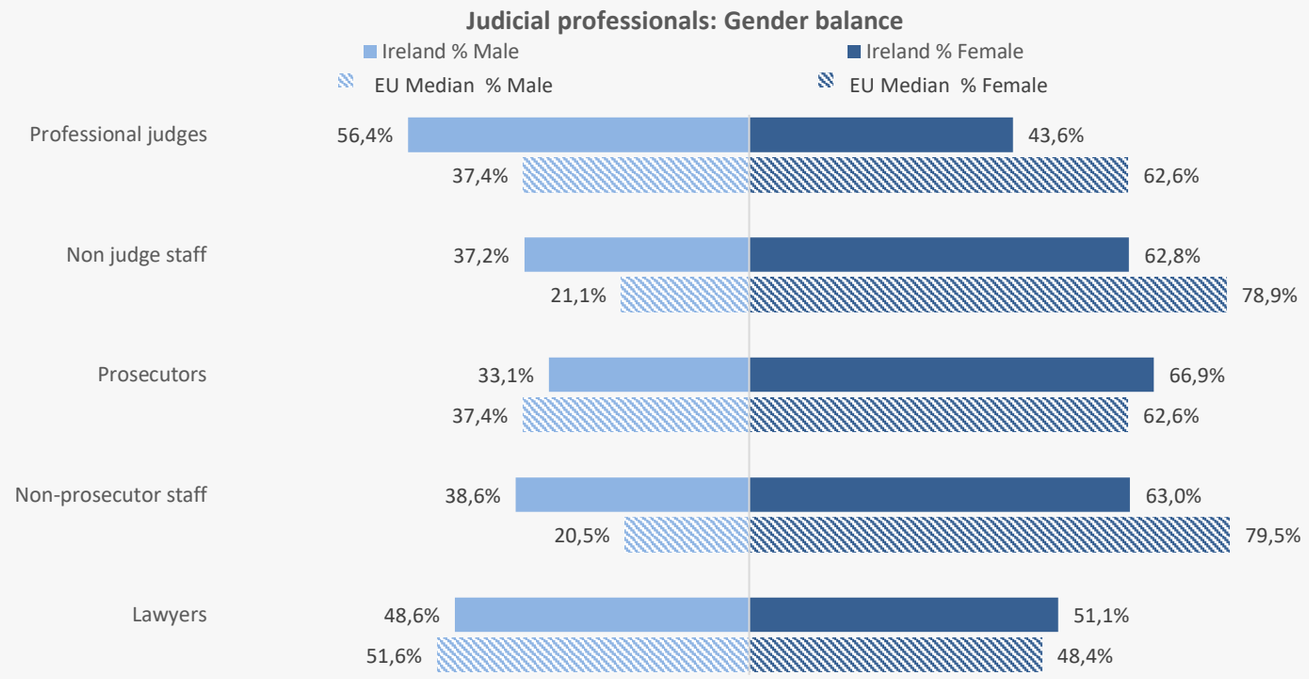

Professional judges

Evolution of the number of professional judges since 2014 (Q46)

Number of professional judges	Absolute Number	Per 100 000 inhabitants	
	Ireland	Ireland	EU Median
2014	160	3,5	19,2
2015	159	3,4	18,9
2016	162	3,5	23,6
2017	160	3,3	23,9
2018	160	3,3	21,8
2019	167	3,4	24,5
2020	163	3,3	23,9
2021	170	3,3	24,1
2022	171	3,3	22,9
2023	196	3,7	21,5
2024	195	3,6	23,4

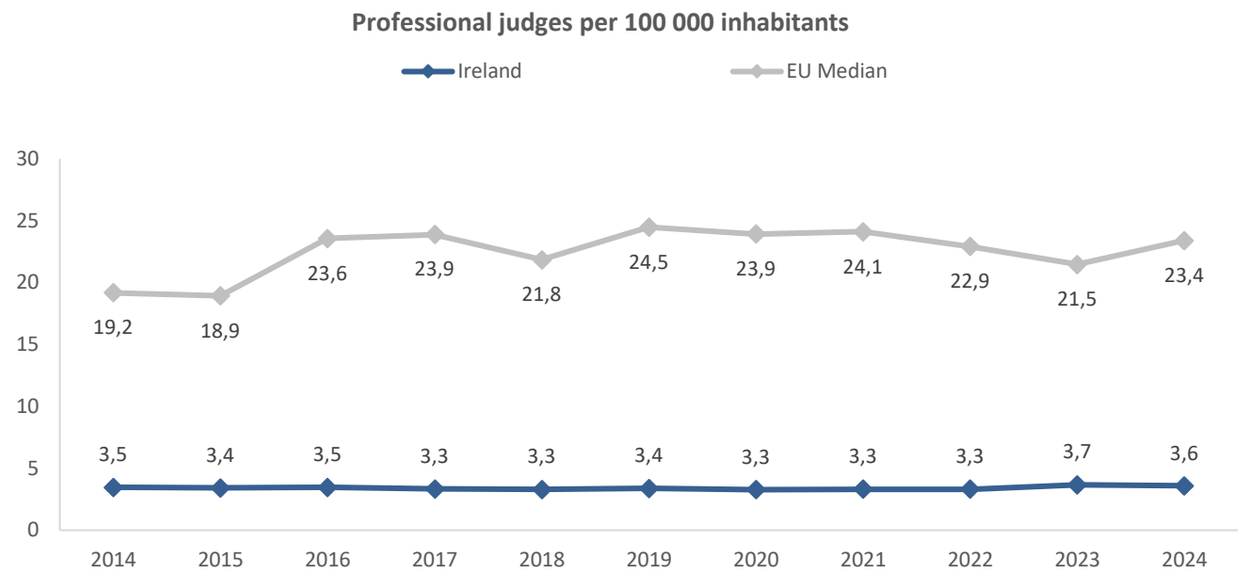

According to the 2024 data, Ireland has a total of 195 professional judges across all court levels, which is a slight decrease of 0.5% compared to the previous cycle.

This means there are 3.6 professional judges per 100,000 inhabitants in Ireland, a figure well below the EU median of 23.4.

As of December 31, 2024, there are three judicial vacancies: one in the Supreme Court, one in the High Court, and one in the District Court. Both the High Court and District Court serve as first instance courts.

Absolute number of professional judges by instance and gender

Professional judges 2024	Total	Distribution by instance	Male	Female	% Male	% Female
1st instance	167	85,6%	94	73	56,3%	43,7%
2nd instance	19	9,7%	10	9	52,6%	47,4%
Supreme Court	9	4,6%	6	3	66,7%	33,3%
Total	195		110	85	56,4%	43,6%

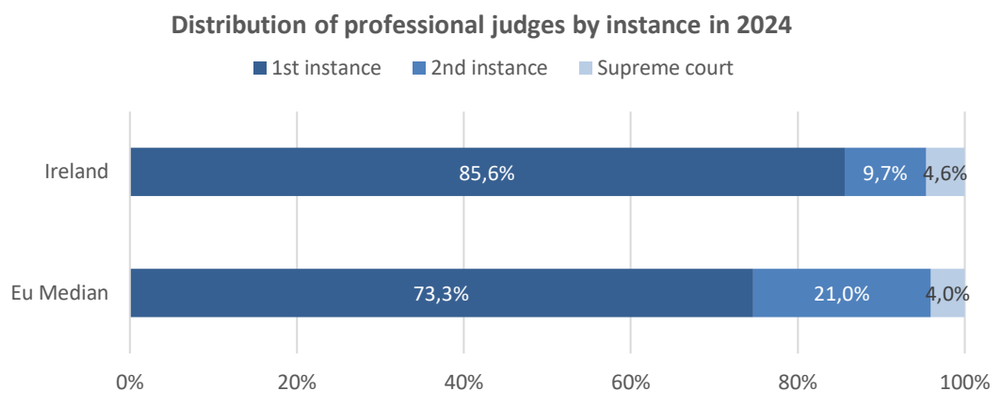

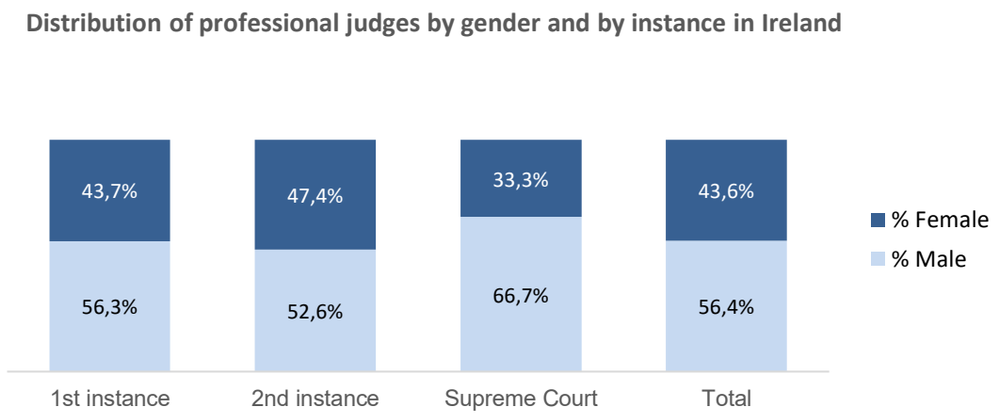

In this cycle, the total number of female professional judges (all instances) is 85, which represents 43,6% of the total number of judges.

The total number of judges is distributed among the different judicial instances in the following way: 167 are sitting in the first instance courts (of whom 73 are female); 19 are sitting in the second instance courts (of whom 9 are female) and 9 are sitting at the Supreme Court (of whom 3 are female).

Compared with the EU distribution of professional judges per instance, Ireland shows a larger percentage of judges in the first instance courts (85,6% compared with 73,3%), and significantly lower number of second instance judges (9,7% compared to 21%). The percentage of judges at the Supreme court level is slightly higher than EU median (4,6% compared to 4%).

As regards the methodology of presentation of data in respect of the number of judges, it should be noted that Court Presidents work as judges and accordingly data on number of professional judges include Court Presidents of first instance, second instance and the Supreme Court.

As regards the distribution of the number of judges among the different judicial instances, Ireland presents some peculiarities which should be mentioned. Namely, the High Court is competent at both first and second instances, but for methodological reasons it is counted as first instance court. Accordingly, its judges are also considered as first instance judges.

As regards the distribution male/female, it has to be specified that female judges do not constitute the majority at any instance, even though they are represented with 47,4% ar second instance.

Absolute number of professional judges by instance and matter

Professional judges 2024	Total	Civil and commercial	Criminal	Administrative	Other
1st instance	167	NA	NA	NAP	NAP
2nd instance	19	NA	NA	NAP	NAP
Supreme Court	9	NA	NA	NAP	NAP
Total	195	NA	NA	NAP	NAP

In Ireland, the distribution of judges by categories of cases is not possible.

Court presidents

Absolute number of court presidents by instance and gender

Court presidents 2024	Total	Distribution by instance	Male	Female	% Male	% Female
1st instance	3	60,0%	2	1	66,7%	33,3%
2nd instance	1	20,0%	0	1	0,0%	100,0%
Supreme Court	1	20,0%	1	0	100,0%	0,0%
Total	5		3	2	60,0%	40,0%

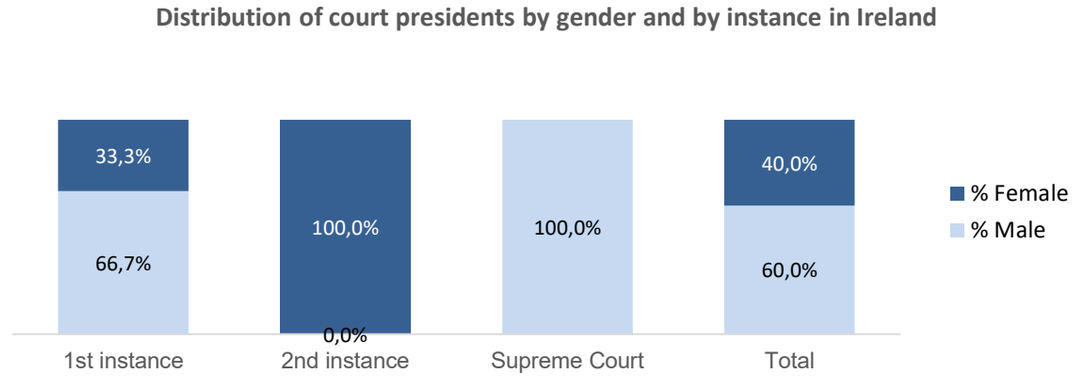

In this cycle, the total number of female court presidents (all instances) is 2, which represents 40,0% of the total number of court presidents.

The total number of court presidents is distributed among the different judicial instances in the following way: 3 are sitting in first instance courts (of whom 1 is female); 1 female sitting in second instance court and 1 male sitting in the Supreme Court.

Non-judge staff

Number of non-judge staff	Absolute Number	Per 100 000 inhabitants	
	Ireland	Ireland	EU Median
2014	927	20,0	54,9
2015	942	20,2	55,2
2016	975	20,9	63,4
2017	1 023	21,3	63,0
2018	1 049	21,6	56,5
2019	1 080	21,9	57,5
2020	1 089	21,9	59,0
2021	1 145	22,3	58,5
2022	1 253	24,3	59,4
2023	1 294	24,2	60,2
2024	1 299	23,9	59,4

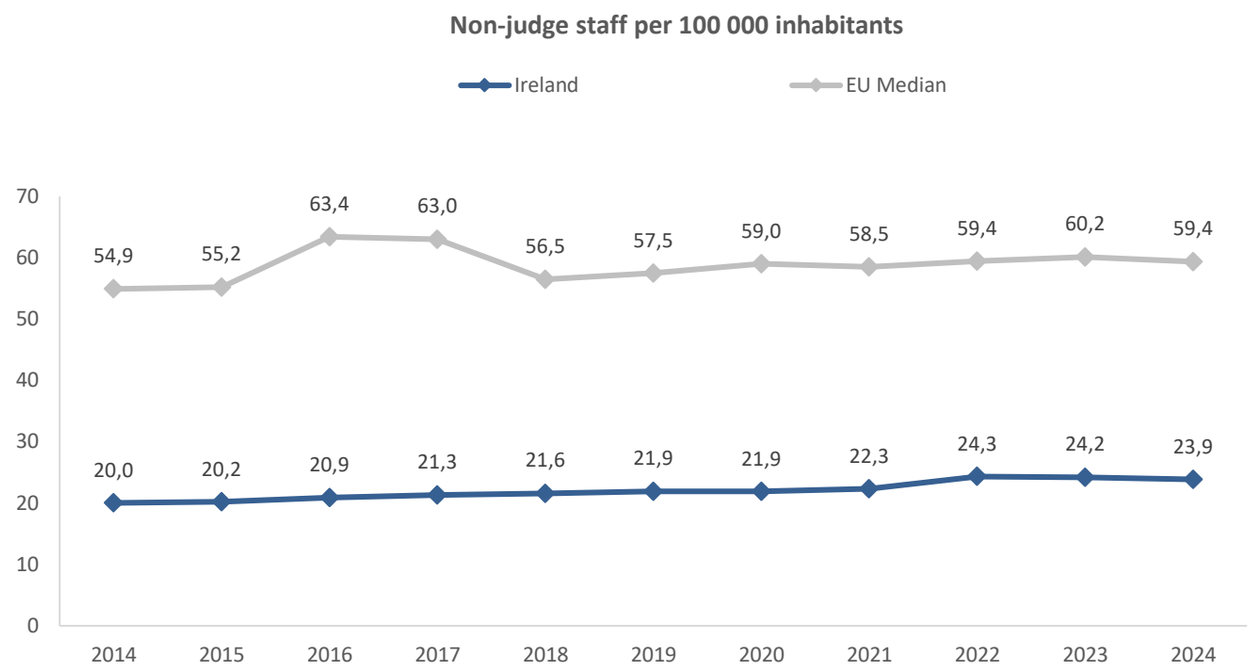

In 2024, Ireland has 1 299 non-judge staff (of whom 816 are Female). The total number of non-judge staff in comparison with the previous cycle reveals an increase of 0,4%.

In 2024, the number of non-judge staff per 100 000 inhabitants has decreased (from 24,2 in 2023 to 23,9 in 2024).

During the same period, the number of judges per 100 000 inhabitants evolved from 3,7 judges per 100 000 inhabitants in 2023 to 3,6 in 2024.

Number of non-judge staff by category in 2024

	Absolute number	in %
Total	1 299	
Rechtspfleger	23	1,8%
Non-judge staff assisting the judge	1 034	79,6%
Staff in charge of administrative tasks	130	10,0%
Technical staff	66	5,1%
Other	46	3,5%

In this cycle, the non-judge staff is broken down as follows:

◦ 23 Rechtspfleger (or similar bodies) with judicial or quasi-judicial tasks having autonomous competence and whose decisions could be subject to appeal (among which 12 are Female);

◦ 1 034 non-judge staff whose task is to assist the judges such as registrars (of whom 688 are Female);

◦ 130 staff in charge of different administrative tasks and of the court management (of whom 86 are Female);

◦ 66 technical staff (of whom 24 are Female);

◦ 46 other (of whom 6 are Female);

Staff numbers in the Irish Courts Service are computed on the basis of "Full-time equivalent" resources, requiring that staff numbers include decimal points, reflecting part-time, work-sharing and other reduced time working arrangements. As decimal points are not imputtable to this question in the data base, it has been necessary to round up or round down figures.

Unlike previous campaigns, Tipstaff are now being included under category 2 (Non-judge (judicial) staff whose task is to assist the judges).
Other non-judge staff includes: Service Officers and Court Messengers.

Ratio between professional judges and non-judge staff

Per 100 000 inhabitants	Ireland	EU median
Professional judges	3,6	23,4
Non-judge staff	23,9	59,4
Non-judge staff per judge	6,7	3,3

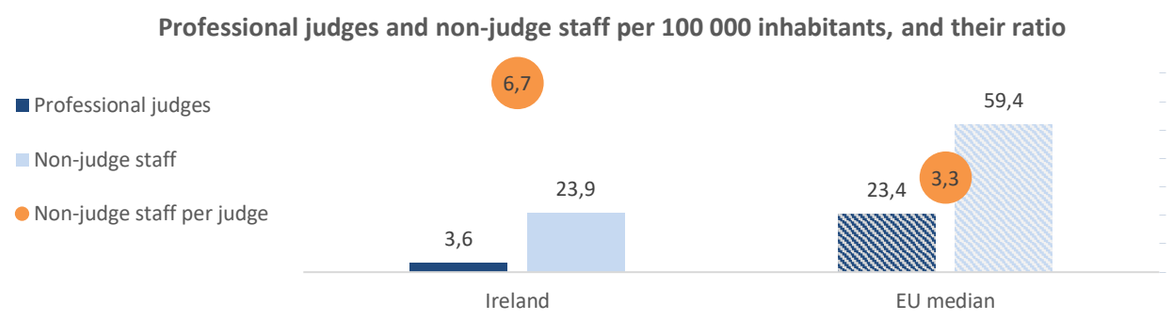

In Ireland, there are 3,6 professional judges per 100 000 inhabitants (this figure is below the EU median of 23,4 judges per 100 000 inhabitants) and about 6,7 non-judge staff per judge.

There is no significant difference compared with previous cycle when this ratio was at 6,6 non-judge staff per judge.

Evolution of the ratio between professional judges and non-judge staff

Cycle	Judges per 100 000 inh.	Non-judge staff per 100 000 inh.	Ratio between professional judges and non-judge staff	
	Ireland	Ireland	Ireland	EU median
2014	3,5	20,0	5,8	3,2
2015	3,4	20,2	5,9	3,2
2016	3,5	20,9	6,0	3,2
2017	3,3	21,3	6,4	3,2
2018	3,3	21,6	6,6	3,3
2019	3,4	21,9	6,5	3,3
2020	3,3	21,9	6,7	3,3
2021	3,3	22,3	6,7	3,1
2022	3,3	24,3	7,3	3,3
2023	3,7	24,2	6,6	3,3
2024	3,6	23,9	6,7	3,3

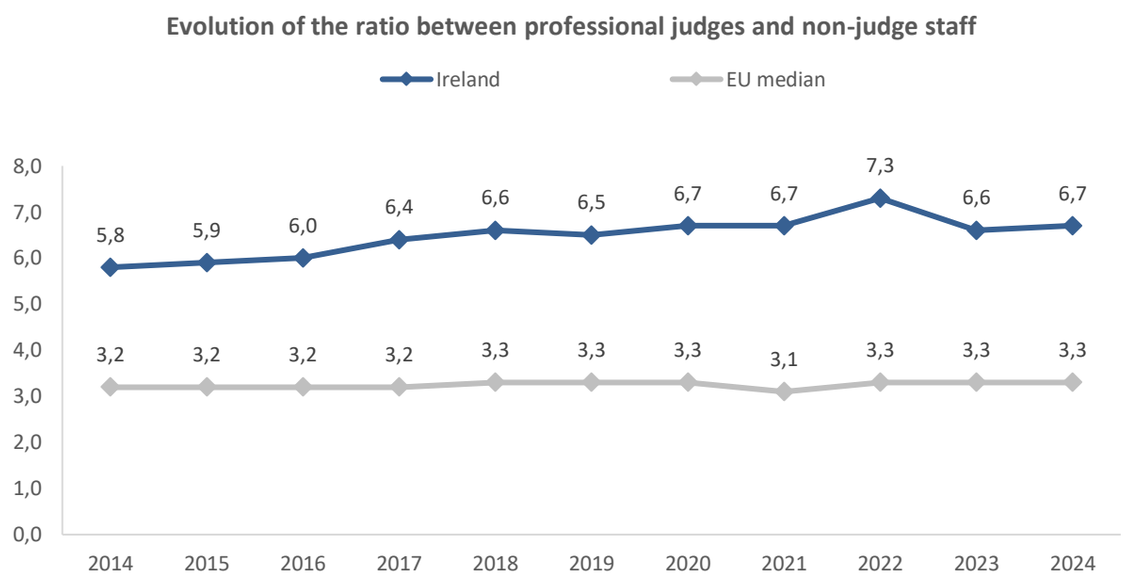

Public prosecutors

Absolute number of public prosecutors by instance and gender

2024	Total	Distribution by instance	Male	Female	Male	Female
1st instance	NAP	NAP	NAP	NAP	NAP	NAP
2nd instance	NAP	NAP	NAP	NAP	NAP	NAP
Supreme court	NAP	NAP	NAP	NAP	NAP	NAP
Total	157		52	105	33,1%	66,9%

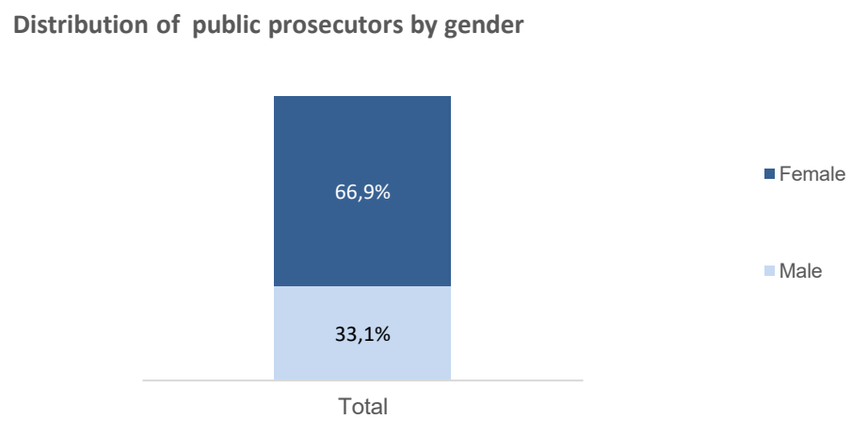

In this cycle, the total number of Female prosecutors (all instances) is 105, which represents 66,9% of the total number of prosecutors.

It is not possible to distribute the total number of prosecutors among the different judicial instances. The Office has a number of grades for prosecutors which are different from the categories above, they include Prosecutor, Senior Prosecutor, Principal Prosecutor, Senior Principal Prosecutor, Assistant Director of Public Prosecutions and Deputy Chief Prosecutor. There is one Director of Public Prosecutions and one Deputy Director of Public Prosecutions.

As regards the methodology of presentation of data in respect of the number of public prosecutors, it should be noted that the Office has a number of grades for prosecutors which are different from the categories above, they include Prosecutor, Senior Prosecutor, Principal Prosecutor, Senior Principal Prosecutor, Assistant Director of Public Prosecutions and Deputy Chief Prosecutor. Senior management includes one Director of Public Prosecutions, one Deputy Director of Public Prosecutions and the Heads of the three Legal Divisions of the Office. The total figure of 157 includes the head of the Prosecution Office provided in Q056 as the Director can assume the role and functions of prosecutors in her office.

As regards the distribution male/female, it has to be specified that female public prosecutors represent 66,9% of the total.

Heads of prosecution services

Absolute number of Heads of prosecution services by instance and gender

Heads of prosecution services 2024	Total	Distribution by instance	Male	Female	% Male	% Female
1st instance	NAP	NAP	NAP	NAP	NA	NAP
2nd instance	NAP	NAP	NAP	NAP	NAP	NAP
Supreme court	NAP	NAP	NAP	NAP	NAP	NAP
Total	1		0	1	0,0%	100,0%

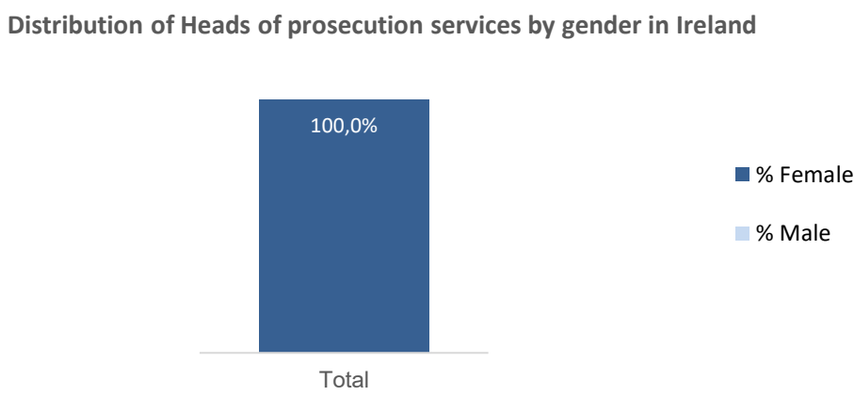

In this cycle, the total number of female Heads of prosecution (all instances) is 1, which represents 100,0% of the total number of Heads of prosecution.

There is only one Office of Public Prosecution in Ireland and the Director of Public Prosecutions is the head of that office.

In fact, the effect of Section 3 (1) of the Prosecution of Offences Act 1974 is to make the Director of Public Prosecutions the prosecuting authority in relation to criminal matters (apart from a very limited number of functions retained by the Attorney General).The daily management of the services are ensured by the Director, the Deputy Director and the Heads of the three Legal Divisions of the Office.

Non-prosecutor staff

Non-prosecutor staff	Total	Male	Female
2021	103	NA	NA
2022	99	36	63
2023	119	41	78
2024	127	49	80

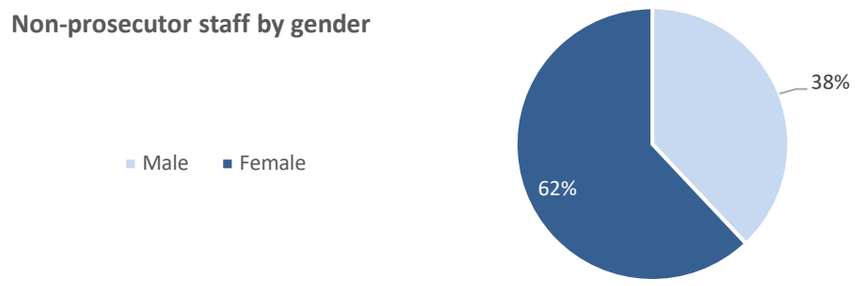

These staff include legal support staff at administrative grades, as well as staff from the corporate and support services area which include, Finance, Facilities, Human Resources, Organisational Development, ICT, Strategy, Public Affairs, Risk and Governance, legal research and knowledge management and the Library.

Ratio between non-prosecutor staff and public prosecutors

Per 100 000 inhabitants	Ireland	EU median
Public prosecutors	2,9	11,4
Non-prosecutor staff	2,3	14,5
Non-prosecutor staff per prosecutor	0,8	1,1

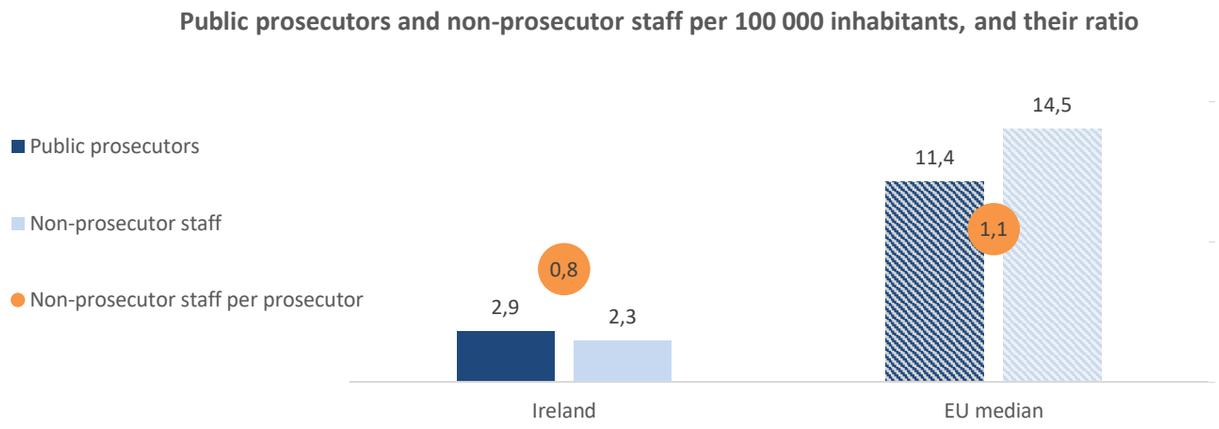

In 2024, in Ireland, the ratio between non-prosecutor staff and prosecutors of 0,8 is below the EU median of 1,1.

Lawyers

Lawyers	Absolute Number	Per 100 000 inhabitants	
	Ireland	Ireland	EU Median
2014	11 588	250,5	112,5
2015	11 907	255,3	118,1
2016	12 237	261,8	114,2
2017	12 588	262,7	114,9
2018	13 142	270,6	117,9
2019	14 816	301,0	121,3
2020	14 054	282,4	119,8
2021	13 434	262,2	122,4
2022	14 177	275,3	132,1
2023	14 054	263,0	137,6
2024	14 357	263,9	138,7

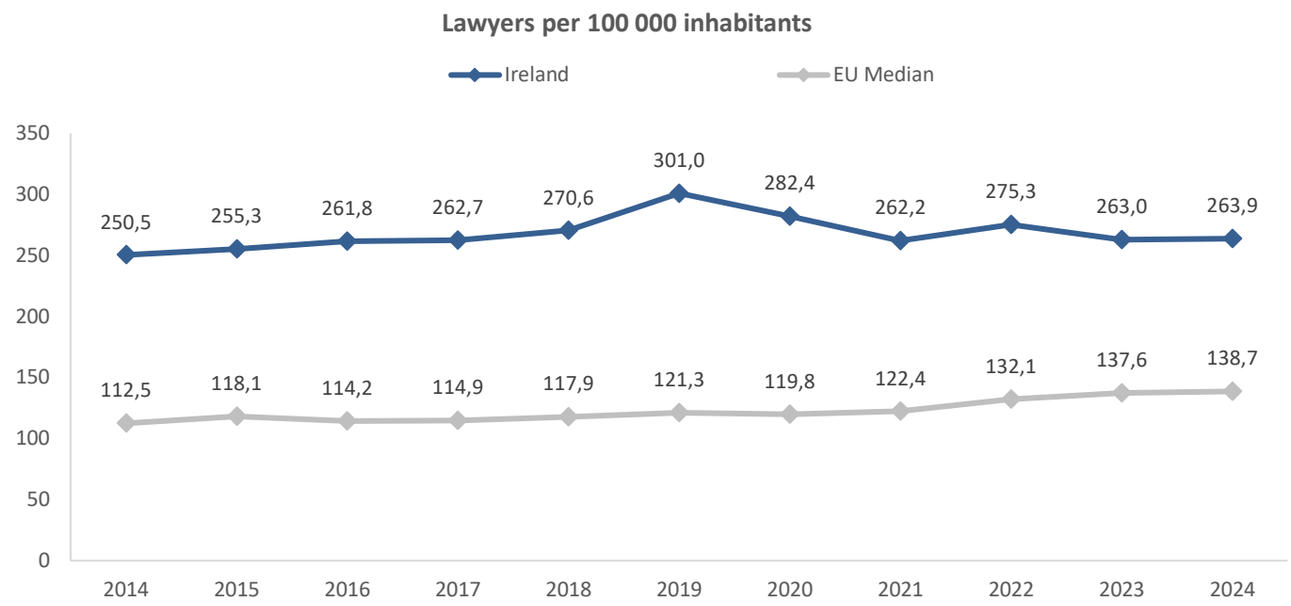

In 2024, there are 14 357 lawyers, which is 2,2% more than in 2023.
There are 7 332 female lawyers which is 51% of the total.

Ireland has 263,9 lawyers per 100 000 inhabitants, which is above the EU median of 138,7 lawyers per 100 000 inhabitants.

The above figures represent members of the Law Library (barristers) and members of the Law Society (solicitors). Of the 12,175 solicitors, 41 were unclassified i.e not classified as either male or female. They are included in the total figure. As of 31 December 2024, there were also an additional 937 barristers on the 'Roll of Practising Barristers' who were not members of the Law Library. These were not included in last years figures and are, likewise, not included in the total figure for this round. This figure can not be broken down into males and females as that data is not requested on the Legal Services Regulatory Authority's application form. You can find further information regarding the Law Library on the Bar of Ireland website at https://www.lawlibrary.ie/about/.

Salaries of professional judges and prosecutors at beginning of a career and at the highest instance

Salaries of professional judges and prosecutors	Average gross annual salary in €	Average net annual salary in €	Ratio with national average annual gross salary	
	Ireland		Ireland	EU median
First instance professional judge at the beginning of his/her career	151 092€	NA	3,0	1,8
Judge of the Supreme Court or the Highest Appellate Court	278 468€	NA	5,5	4,3
Public prosecutor at the beginning of his/her career	40 208€	NA	0,8	1,7
Public prosecutor of the Supreme Court or the Highest Appellate Instance	254 088€	NA	5,0	3,5

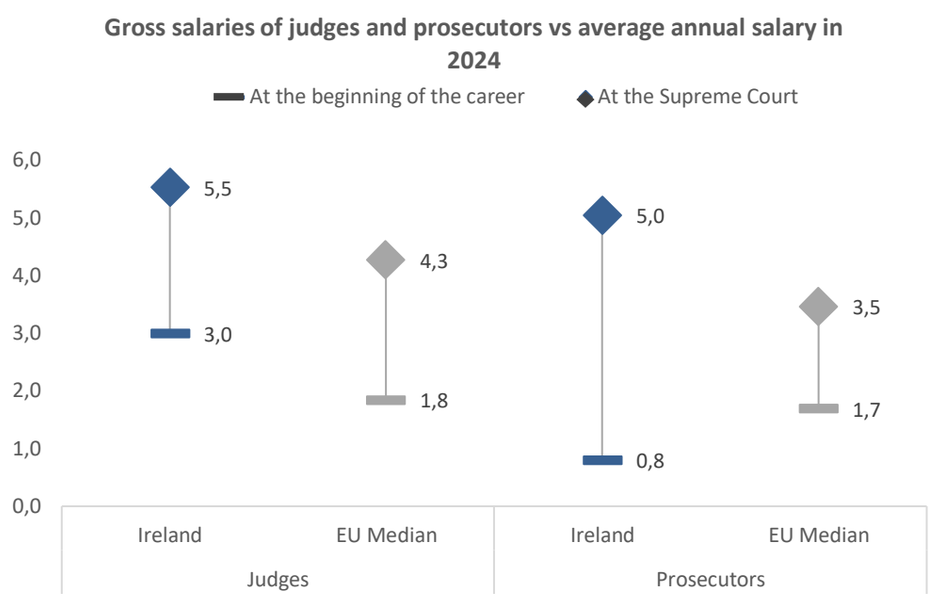

In the European Union, the absolute gross salary for a judge at the beginning of career ranges from a minimum of 24 043€ to a maximum of 153 676€.

According to 2024 data, the absolute gross salary of a judge at the beginning of his/her career in Ireland is 151 092€, which is more than double higher than EU median of 61 347€ (146% above).

Compared with the annual average salary in the country, the salary of a judge at the beginning of his/her career is 3,0 times higher (the EU median is 1,8).

At the highest level, the range of the EU absolute gross salary of a judge is from 54 719€ to 298 911€. Ireland's absolute gross salaries for judges at the highest level is 129% above the EU median of 121 591€.

For the public prosecutors, the range for the absolute gross salary at the beginning of career is from a minimum of 24 043€ to a maximum of 106 135€.

In 2024, the absolute gross salary of a public prosecutor at the beginning of his/her career in Ireland of 40 208€ is rather below the EU median of 52 969€ (-24% below).

Compared with the annual average salary in the country, the salary for a public prosecutors at the beginning of his/her career is 0,8 times higher (the EU median is 1,7).

At the highest level, the minimum absolute gross salary for prosecutors in the European Union is 51 013€ and the maximum is 254 088€. Ireland is the country with maximum absolute gross salary in the EU.

Within the Office there are Prosecutors at various grade levels which are equaivalant to the general Civil Service grades and the rate of pay applicable to those grades are applied to the Public Prosecutors. The rate of pay per grade are in line with Government pay policy. The highest Prosecutor grade in this Office is the Director of Public Prosecutions.

3. System of compensating users in Ireland (2024 data)

System for compensating users

2024	Number of requests for compensation	Number of compensations granted	Total amount of compensations granted (in €)
Total	NA	NA	NA
Excessive length of proceedings	NA	NA	NA
Non-execution of court decisions	NA	NA	NA
Wrongful arrest/detention	NA	NA	NA
Wrongful conviction	NA	NA	NA
Other	NAP	NAP	NAP

Year	Number of requests for compensation	Number of compensations granted	Total amount of compensations granted (in €)
2022	NA	NA	NA
2023	NA	NA	NA
2024	NA	NA	NA

4. Performance of courts in Ireland (2024 data)

- **Efficiency indicators**
  - Clearance Rate (CR) and Disposition Time (DT)

The Clearance Rate shows the capacity of a judicial system to deal with the incoming cases. A Clearance Rate of 100% and higher does not generate backlog.

The Disposition Time determines the estimated number of days necessary for a pending case to be solved in a court.

Overall efficiency by instance and by case matter

Overall efficiency by instance and by case matter		Civil and commercial litigious cases		Administrative law cases		Total criminal law cases	
		Ireland	EU Median	Ireland	EU Median	Ireland	EU Median
Clearance Rate (%)	1st instance	71,8%	97,8%	NA	96,5%	90,1%	98,8%
	2nd instance	79,5%	100,8%	NA	98,4%	111,9%	99,5%
	Supreme Court	109,3%	104,1%	NA	108,5%	86,4%	98,3%
Disposition Time (days)	1st instance	NA	248	NA	327	NA	128
	2nd instance	NA	207	NA	339	NA	121
	Supreme Court	NA	205	NA	218	NA	117

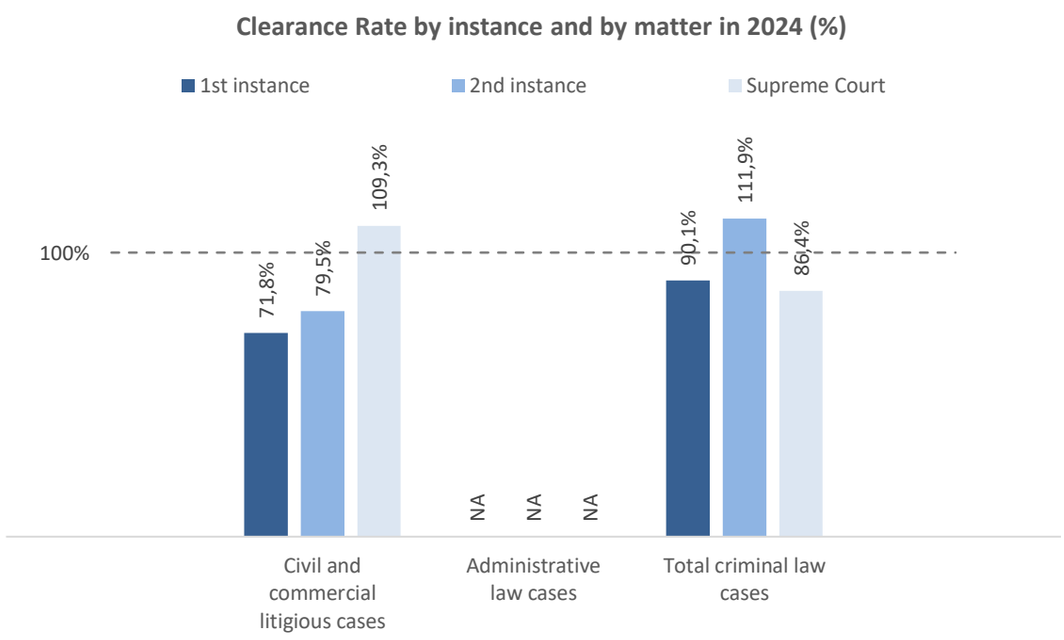

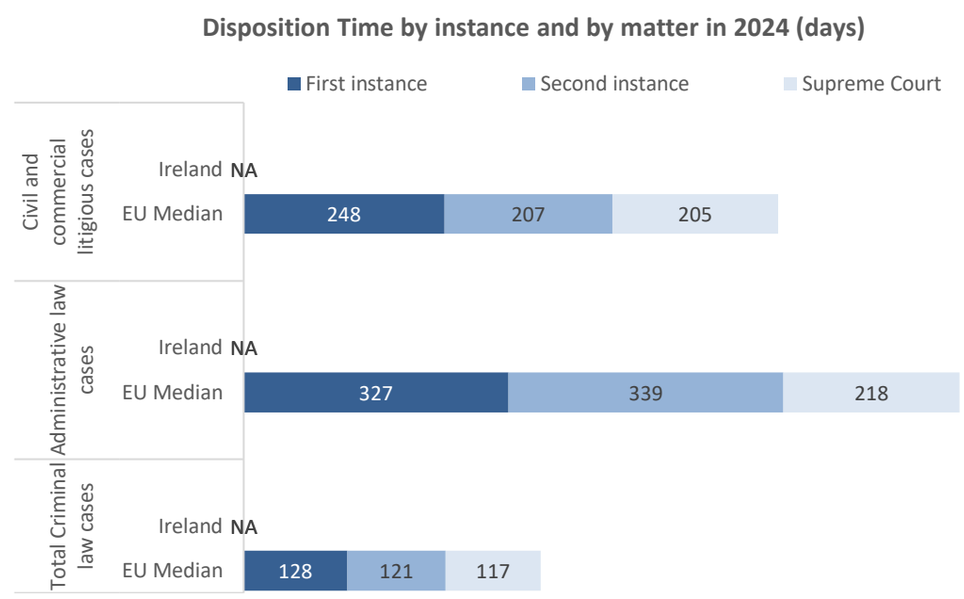

In 2024, clearance rates vary by instance and type of case. At the outset it should be mentioned that historically, the number of pending civil cases has not been recorded in caseload data, as many cases initiated before the Irish courts either settle out of court or are not proceeded with by the plaintiff/applicant without there being any procedural requirement that the parties inform the court of either a settlement or an intention not to proceed with the case. For this reason, civil and commercial litigious cases show lower clearance rates which increase at higher court levels, with the Supreme Court exceeding 100%, and the Disposition Time is not measured. The increase in resolved cases at Supreme Court level in 2024 reflects a return to typical levels following the temporary reduction in 2023, which was impacted by the Supreme Court's involvement in reference to the Court by the President of Ireland of the Judicial Appointments Commission Bill 2023 under Article 26 of the Irish Constitution.

In total criminal law cases, performance is strongest at second instance, where clearance exceeds 110%, and is below 100% at second instance and at Supreme Court level.

Disposition times cannot be calculated in either of the legal matters. In criminal matters, cases are counted by offence, not by case/defendant. Resolved cases are recorded as cases where an order is made. As there may be more than one penalty imposed in respect of an offence and a separate order made in respect of each penalty, the figures for resolved cases can appear to be higher than those for incoming cases and can cause challenges in calculating pending case figures.

While in previous cycle the figures for pending civil and criminal cases in the Supreme Court this is no longer provided to ensure consistency with the other court jurisdictions. The new case management system (UCMS) became operational in 2023 in the Central Office of the High Court. UCMS is being extended to all court offices and over the coming years the Courts Service will work to consolidate data processing and reporting for all case types in each jurisdiction.

First instance Civil (and commercial) litigious cases

◦ **Incoming, resolved and pending cases**

First instance Civil (and commercial) litigious cases	Incoming cases per 100 inhabitants	Resolved cases per 100 inhabitants	Pending cases on 31 Dec. per 100 inh.
2014	3,11	1,73	NA
2015	2,97	1,88	NA
2016	2,73	1,61	NA
2017	2,69	1,96	NA
2018	2,70	1,70	NA
2019	2,75	1,73	NA
2020	2,67	1,37	NA
2021	2,09	1,50	NA
2022	2,00	1,42	NA
2023	2,12	1,53	NA
2024	2,21	1,58	NA
2024 EU Median	1,84	1,69	1,11

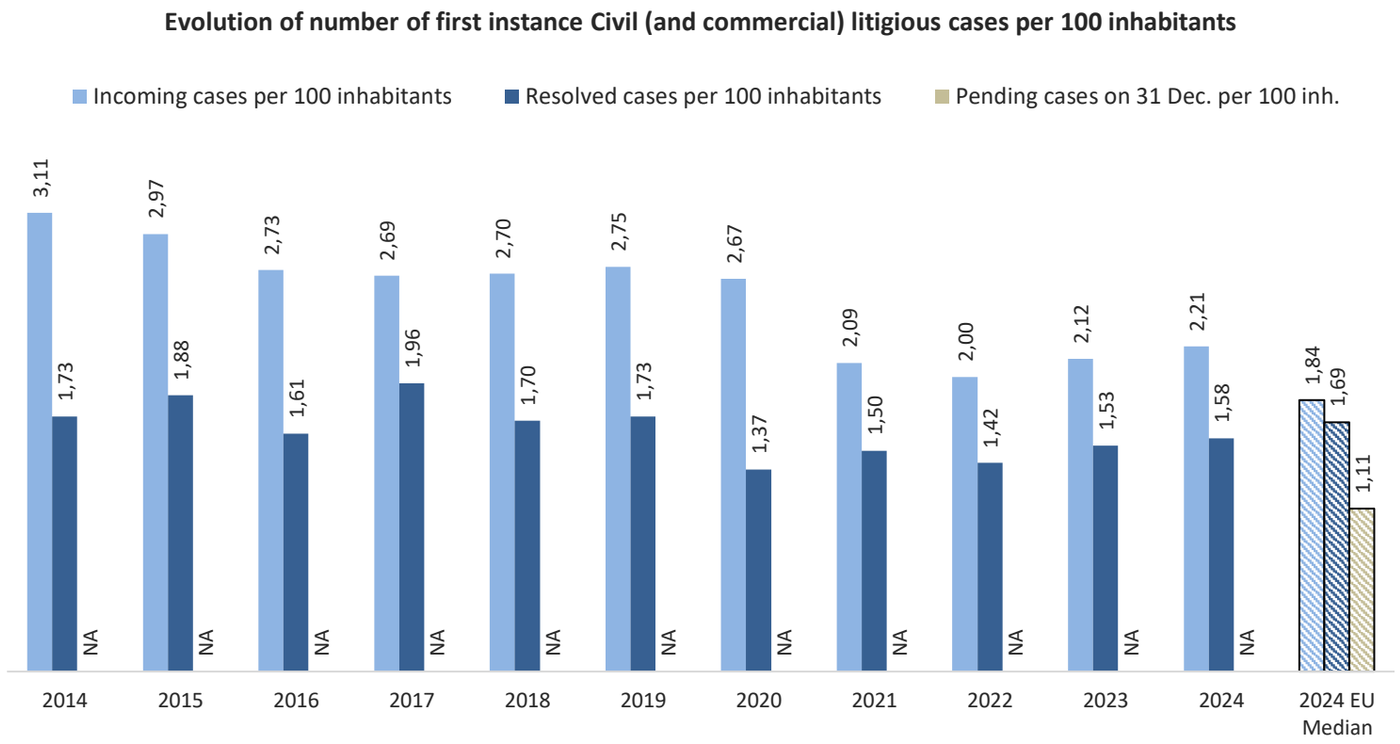

In 2024, Ireland recorded 2.21 incoming cases per 100 inhabitants, which is slightly above the EU median of 1.84. The number of resolved cases was 1.58 per 100 inhabitants, just below the EU median of 1.69. Data on the number of pending cases for Ireland is not available.

◦ **Clearance Rate and Disposition Time**

First instance Civil (and commercial) litigious cases	Clearance Rate (%)		Disposition Time (days)	
	Ireland	EU Median	Ireland	EU Median
2014	55,6%	101,8%	NA	201
2015	63,2%	102,3%	NA	190
2016	59,2%	102,0%	NA	196
2017	72,8%	101,3%	NA	204
2018	63,1%	101,2%	NA	220
2019	63,0%	99,9%	NA	213
2020	51,5%	98,5%	NA	221
2021	71,6%	102,5%	NA	234
2022	70,9%	100,5%	NA	239
2023	72,2%	96,6%	NA	247
2024	71,8%	97,8%	NA	248

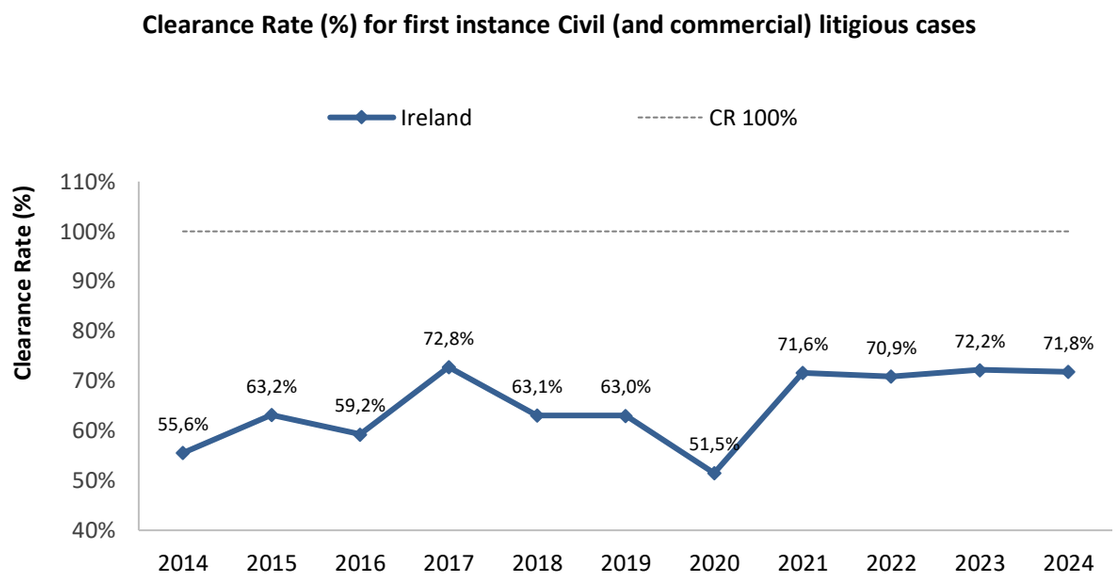

In 2024, Ireland had a Clearance rate of 71.8% for first instance civil and commercial litigious cases, indicating some challenges in handling these cases efficiently.

The Clearance rate decreased slightly, by 0.4 percentage points, between 2023 and 2024.

The Disposition time for these cases could not be calculated, so there is no available data on changes in Disposition time during this period.

First instance Administrative law cases

◦ **Incoming, resolved and pending cases**

First instance Administrative law cases	Incoming cases per 100 inhabitants	Resolved cases per 100 inhabitants	Pending cases on 31 Dec. per 100 inh.
2014	NAP	NAP	NAP
2015	NAP	NAP	NAP
2016	NAP	NAP	NAP
2017	NAP	NAP	NAP
2018	NAP	NAP	NAP
2019	NAP	NAP	NAP
2020	NA	NA	NA
2021	NA	NA	NA
2022	NA	NA	NA
2023	NA	NA	NA
2024	NA	NA	NA
2024 EU Median	0,39	0,36	0,26

Administrative law cases are included in the number of Civil (and commercial) litigious cases.

◦ **Clearance Rate and Disposition Time**

First instance Administrative law cases	Clearance Rate (%)		Disposition Time (days)	
	Ireland	EU Median	Ireland	EU Median
2014	NAP	99,6%	NAP	305
2015	NAP	103,7%	NAP	315
2016	NAP	103,0%	NAP	297
2017	NAP	102,1%	NAP	303
2018	NAP	99,7%	NAP	308
2019	NAP	102,1%	NAP	284
2020	NA	100,1%	NA	388
2021	NA	101,7%	NA	296
2022	NA	98,8%	NA	288
2023	NA	100,9%	NA	322
2024	NA	96,5%	NA	327

First instance Total of other than criminal cases

◦ **Incoming, resolved and pending cases**

First instance Total other than criminal cases	Incoming cases per 100 inhabitants	Resolved cases per 100 inhabitants	Pending cases on 31 Dec. per 100 inh.
2014	5,41	3,94	NA
2015	5,26	4,03	NA
2016	4,99	3,79	NA
2017	4,70	3,84	NA
2018	4,61	3,62	NA
2019	4,68	3,53	NA
2020	3,60	2,01	NA
2021	2,70	2,04	NA
2022	3,57	2,99	NA
2023	3,73	3,02	NA
2024	3,74	3,09	NA
2024 EU Median	7,89	7,77	3,45

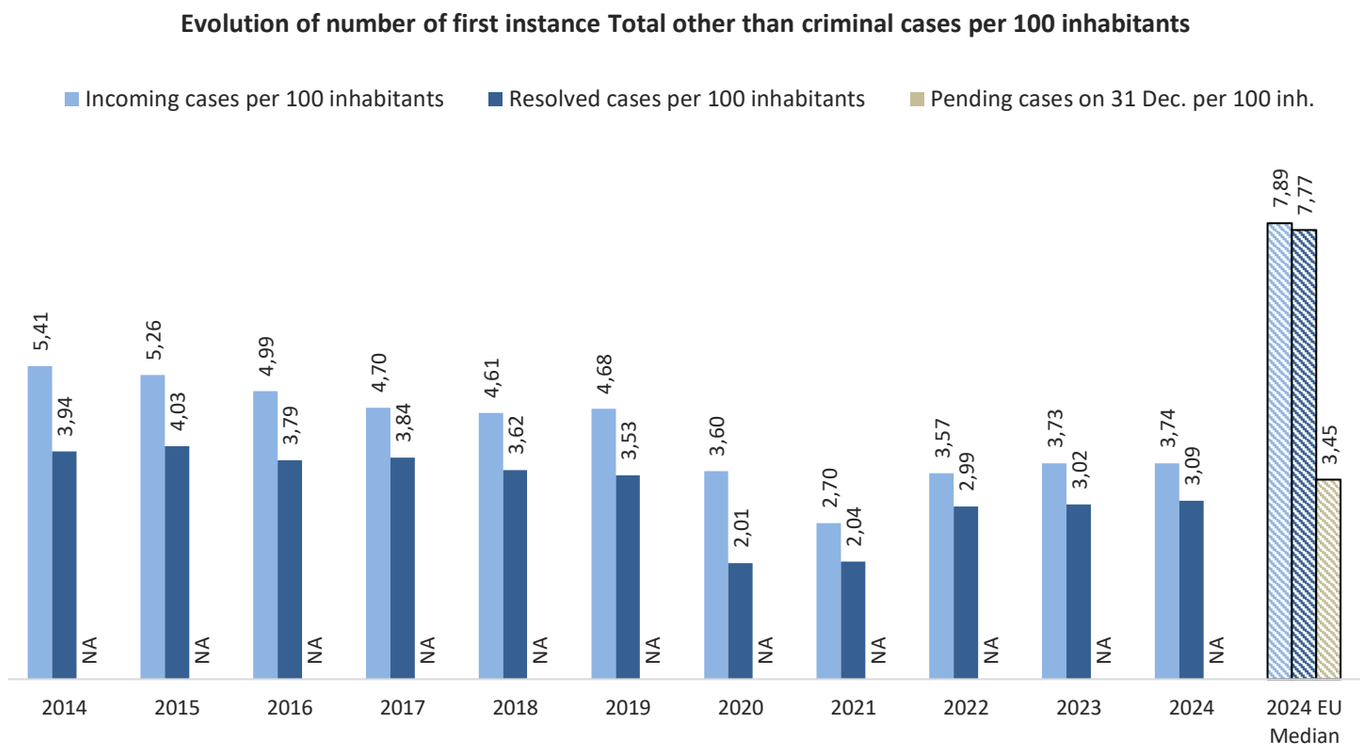

In 2024, Ireland had 3.74 incoming cases per 100 inhabitants, which is significantly below the EU median of 7.89. The number of resolved cases was 3.09 per 100 inhabitants, also well below the EU median of 7.77. Data on pending cases for Ireland is not available.

Civil (and commercial) non-litigious cases include proceedings not resolved inter partes, such as undefended pecuniary claims, deed poll applications, probate (grants of representation), wardship proceedings, registrations of enduring powers of attorney, appointment of care representatives, unopposed personal and corporate insolvency proceedings, liquor licencing applications and marriage notice exemption applications.

◦ **Clearance Rate and Disposition Time**

First instance Total other than criminal cases	Clearance Rate (%)		Disposition Time (days)	
	Ireland	EU Median	Ireland	EU Median
2014	72,8%	101,9%	NA	133
2015	76,6%	101,0%	NA	119
2016	76,1%	101,5%	NA	98
2017	81,6%	100,6%	NA	107
2018	78,6%	100,6%	NA	91
2019	75,4%	99,8%	NA	111
2020	55,8%	98,7%	NA	109
2021	75,4%	101,2%	NA	107
2022	83,9%	99,8%	NA	100
2023	80,9%	99,9%	NA	110
2024	82,7%	99,2%	NA	104

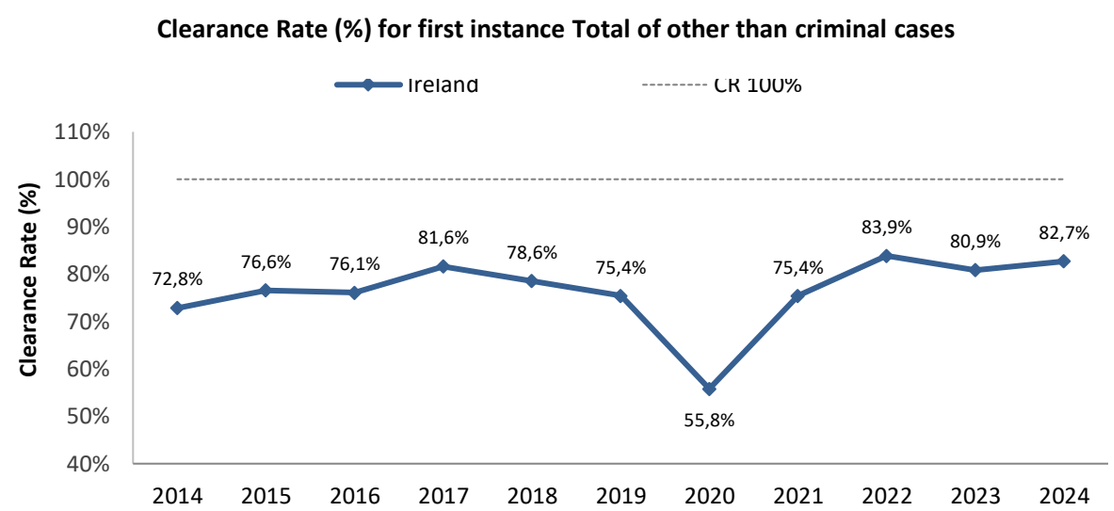

With a Clearance Rate calculated at 82,7% in 2024 Ireland seems to face challenges when dealing with its other than criminal cases.

Between 2023 and 2024, the Clearance Rate has increased by 1,8 points.

The Disposition Time of other than criminal cases cannot be calculated.

First instance Criminal Law Cases

◦ **Incoming, resolved and pending cases**

First instance Criminal Law Cases	Pending cases 1 Jan	Incoming cases	Resolved cases	Pending cases 31 Dec
Total	NA	370 796	334 223	NA
Severe criminal cases	NA	19 944	24 436	NA
Misdemeanour and/or minor cases	NA	350 852	309 787	NA
Other criminal cases	NAP	NAP	NAP	NAP

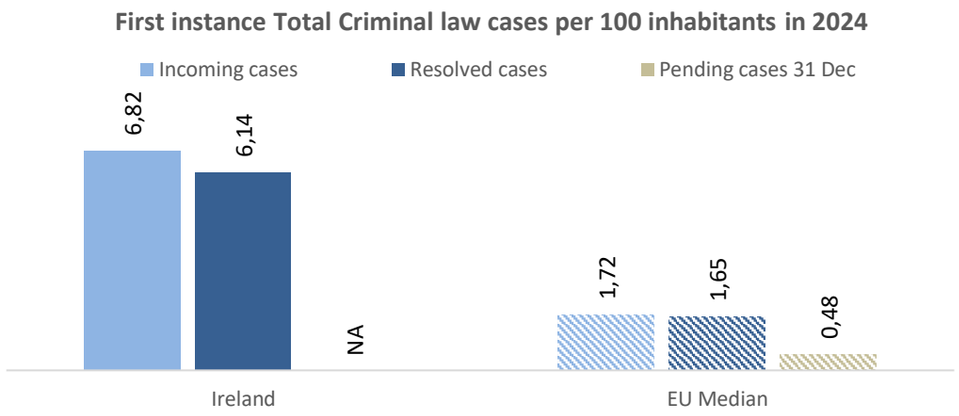

First instance Criminal Law Cases Per 100 inh.	Pending cases 1 Jan	Incoming cases	Resolved cases	Pending cases 31 Dec
Total	NA	6,82	6,14	NA
Severe criminal cases	NA	0,37	0,45	NA
Misdemeanour and/or minor cases	NA	6,45	5,69	NA
Other criminal cases	NAP	NAP	NAP	NAP

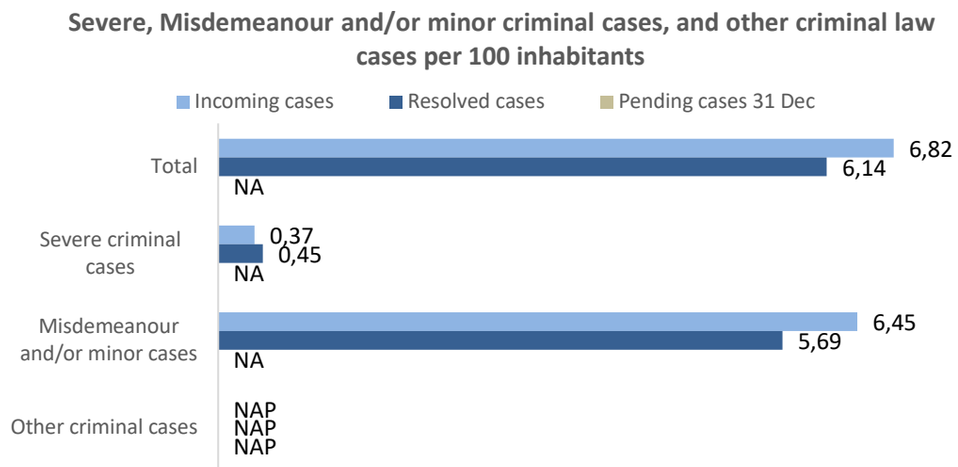

The number of total incoming criminal cases in 2024 in Ireland (6,82 per 100 inhabitants) is well above the EU median (1,72 per 100 inhabitants).

The number of total resolved criminal cases in 2024 in Ireland (6,14 per 100 inhabitants) is well above the EU median (1,65 per 100 inhabitants).

◦ **Clearance Rate and Disposition Time**

First instance Total criminal law cases	Clearance Rate (%)		Disposition Time (days)	
	Ireland	EU Median	Ireland	EU Median
2020	62,1%	95,2%	NA	139
2021	75,5%	100,0%	NA	134
2022	80,9%	100,0%	NA	136
2023	91,8%	99,6%	NA	134
2024	90,1%	98,8%	NA	128

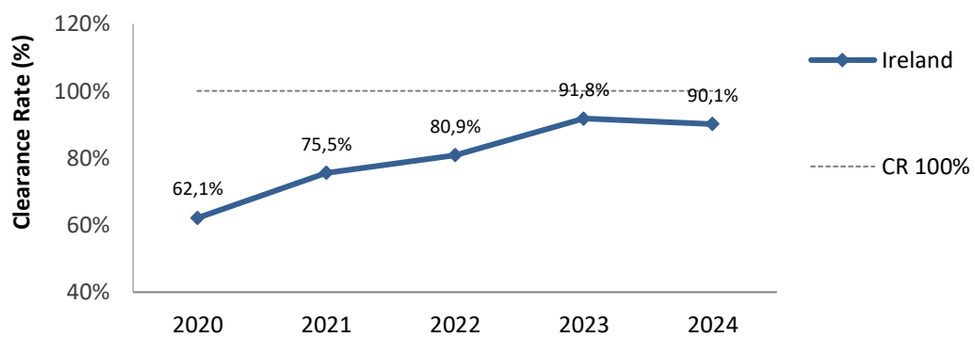

With a Clearance Rate calculated at 90,1% in 2024 Ireland seems to be able to deal with its first instance total criminal law cases.

Between 2023 and 2024, the Clearance Rate has decreased by -1,6 points.

The Disposition Time of first instance total criminal law cases cannot be calculated.

Except for the Supreme Court, criminal cases are generally counted by offence rather than case due to the various ICT systems used. This is due to data collection/ ICT systems that are in use by the Court Service.

The number of pending criminal law cases cannot be provided as it is not recorded in the caseload data. Furthermore, the data cannot be provided per case. Where there is more than one penalty imposed in respect of an offence, for example a fine, imprisonment and disqualification, a separate order would be made in respect of each penalty. However, if a case is dismissed or struck out, only one order is made. The system records by outcome and as there may be more than one outcome in any one offence, it may appear that the figures for resolved cases are higher than those for incoming.

Misdemeanour and/or minor criminal cases include all cases triable summarily (e.g. common assault, public order offences, burglary or theft in other that aggravated circumstances).

5. Public prosecution services in Ireland (2024 data)

Public prosecution implemented budget

Total implemented annual public budget allocated to the public prosecution services in €	Absolute Number	Per inhabitant	
	Ireland	Ireland	EU Median
2016	38 626 000 €	8,3 €	12,3 €
2017	40 094 000 €	8,4 €	12,3 €
2018	42 582 000 €	8,8 €	13,8 €
2019	42 582 000 €	8,7 €	14,0 €
2020	44 248 000 €	8,9 €	14,5 €
2021	44 472 000 €	8,7 €	15,8 €
2022	50 047 000 €	9,7 €	16,3 €
2023	58 546 000 €	11,0 €	17,2 €
2024	65 215 000 €	12,0 €	22,3 €

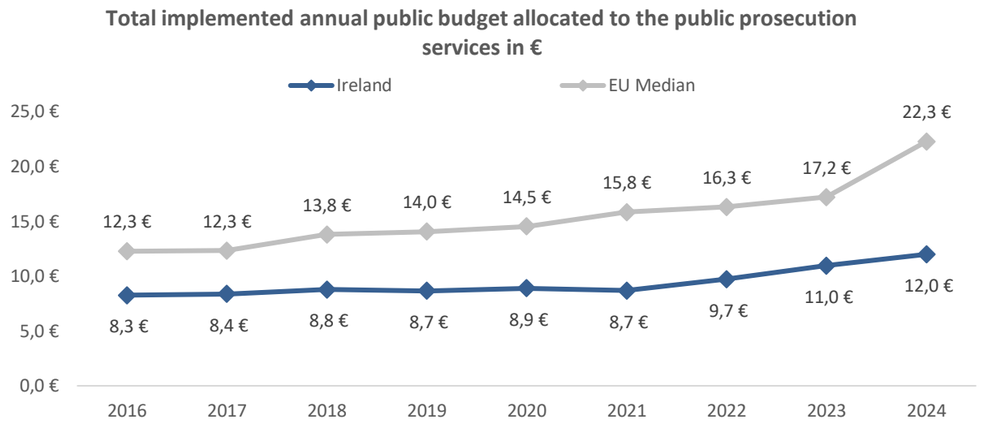

Implemented annual public budget allocated to training of public prosecution services in € (included in the total)	Absolute Number	Per inhabitant	
	Ireland	Ireland	EU Median
2020	201 194 €	0,04 €	0,01 €
2021	205 396 €	0,04 €	0,02 €
2022	216 617 €	0,04 €	0,01 €
2023	297 125 €	0,06 €	0,02 €
2024	349 524 €	0,06 €	0,04 €

The total annual budget is for:
•The salaries and expenses of the Director and her staff;
•Fees to counsel engaged by the Director to prosecute cases in the various courts;
•Costs awarded against the State arising out of Judicial Review and other legal proceedings;
•The cost of the local State Solicitor Service.

The increase in expenditure for training is due to increased staff numbers.

Public prosecution caseflow: Number of first instance criminal cases

Public prosecution caseflow: Number of first instance criminal cases	Absolute Number *		Per 100 inhabitants	
	Ireland	% Variation 2023 - 2024	Ireland	Eu Median
1. Pending cases on 1 Jan. ref. year	**NA**	**NA**	**NA**	**0,90**
2. Incoming/received cases	**11 207**	▲ **0,2%**	**0,21**	**3,01**
3. Processed cases (3.1 + 3.2 + 3.3 + 3.4)	**NA**	**NA**	**NA**	**3,08**
3.1. Discontinued during the reference year	3 322	▼ -5,9%	0,06	2,17
3.1.1 Discontinued by the public prosecutor because the offender could not be identified	27	▼ -30,8%	0,00	0,76
3.1.2 Discontinued by the public prosecutor due to the lack of an established offence or a specific legal situation	NA	NA	NA	1,00
3.1.3 Discontinued by the public prosecutor for reasons of opportunity	NA	NA	NA	0,16
3.1.4 Discontinued for other reasons	NA	NA	NA	0,32
3.2. Concluded by a penalty or a measure imposed or negotiated by the public prosecutor	NAP	NAP	NAP	0,19
3.3. Cases brought to court	NA	NA	NA	0,57
4. Pending cases on 31 Dec. ref. year	**NA**	**NA**	**NA**	**0,97**

* Please note that these figures do not include traffic offence cases.

As a significant proportion of cases are prosecuted by State Solicitors, the Office does not routinely receive information on the status of a case between the issuing of an instruction and notification of the final outcome. This applies in particular to cases proceeding on indictment.

In the case of summary matters outside the Dublin region, outcome information is rarely, if ever, returned. In these instances, instructions are transmitted by the State Solicitor to An Garda Síochána, which then executes the direction to prosecute without further reference to the State Solicitor. This position may change in the future with the exchange of outcome data through the Criminal Justice Operational Hub. Summary cases outside Dublin represent a significant proportion of the files included in the figures provided.

Cases are counted on the basis of prosecution files. A single prosecution file may relate to more than one suspect and may include multiple charges. Accordingly, the figure recorded as “Discontinued” represents the number of distinct files in which an instruction of “no prosecution” was issued in respect of at least one suspect. In some of these files, other suspects were prosecuted before the courts.

'Discontinued by the public prosecutor because the offender could not be identified’ files should never have been sent into the ODPP as an instruction cannot be issued if there is no suspect to direct upon. The decrease should be considered positive on this basis.

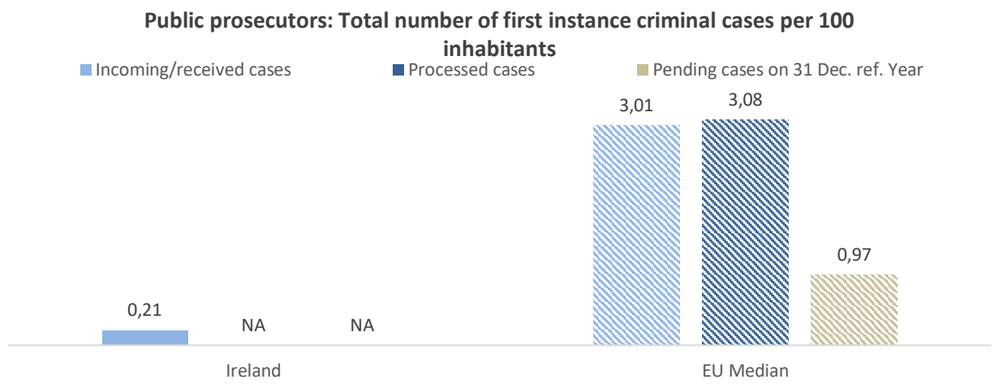

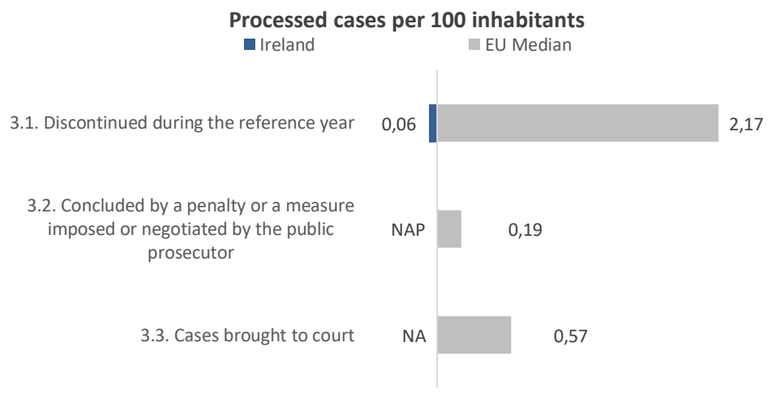

◦ **Evolution of incoming, processed and pending cases**

Public prosecution caseflow: Number of first instance criminal cases	Incoming cases per 100 inhabitants	Processed cases per 100 inhabitants	Pending cases on 31 Dec. per 100 inh.
2020	0,25	NA	NA
2021	0,25	NA	NA
2022	0,22	NA	NA
2023	0,21	NA	NA
2024	0,21	NA	NA
2024 EU Median	3,01	3,08	0,97

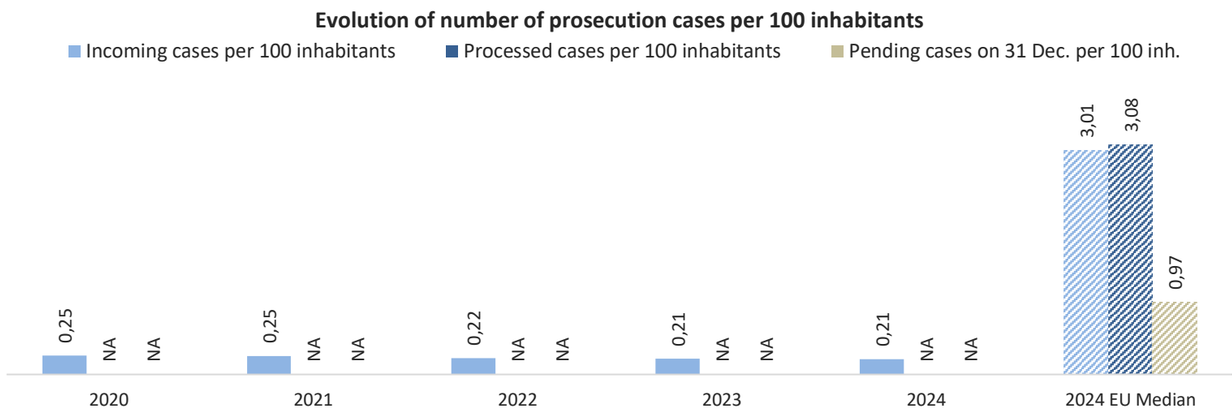

The number of incoming cases in 2024 in Ireland (0,21 per 100 inhabitants) is significantly below the EU median (3,01 per 100 inhabitants).

6. Mediators and notaries in Ireland (2024 data)

Number of mediators in 2024

Mediators	Absolute Number	Per 100 000 inhabitants	
	Ireland	Ireland	EU Median
2014	NA	NA	8,9
2015	NA	NA	9,8
2016	NA	NA	13,0
2017	NA	NA	13,2
2018	NA	NA	14,9
2019	NA	NA	14,3
2020	NA	NA	14,4
2021	NA	NA	16,2
2022	NA	NA	17,4
2023	NA	NA	19,0
2024	NA	NA	19,2

The variation of the number of mediators between 2023 and 2024 cannot be calculated.

The Legal Aid Board has approximately 40 Mediators on staff, who are all fully accredited to do court related mediation. There is also a panel of 35 Private Practitioner Mediators who are accredited to do court based mediation. The Board does not have a list of additional Mediators that might practice outside of the above two categories.

To become a Mediator one must successfully complete an approved training course with an assessment of mediation skills, in line with core mediation competencies. To become an Advanced Mediator, which is the entry requirement for a post in the Legal Aid Board, a Mediator must also complete a minimum of 100 hours of live cases and fulfil further training requirements, such as a 40 hour Family Meidation Knowledge Training Course.

There is no regulation in the field, however there is provision for a Mediation Council in the Mediation Act 2017 and this is being worked on, at present.

While the Courts Service is not involved in the training or accrediting of mediators, the Courts Service website, www.courts.ie provides information on the mediation services available to users for both civil and family law cases. Both the Civil Law and Family Law pages include links and contact details for the appropriate mediation service.

In Dolphin House Family Law Office the One Stop Project aims to promote mediation through a number of initiatives which include:
•Court staff at the counter and in interview rooms inform appropriate customers about the option of mediation and its availability within the building.
•The mediation team operate a walk-in service for applicants where registration for mediation can take place.
•A cue card has been developed which outlines the benefits of mediation to the customer.
• If a couple engage in mediation and agree terms of consent, the mediation team will e-mail the details to the court office staff outlining the applications that have bee dealt with in the mediation agreement (e.g. access, maintenance etc.) The Dolphin House court staff will then process the paperwork.
• Where agreement is reached before 3:00pm, the application is put before the court on that day on an ex-parte basis. This allows the couple to leave with a Court orde on the date of agreement.
Dolphin House is in a unique position wherein the mediation team is onsite, but this is not case in other offices. It is hoped however that these initiatives can be introduced in other offices in the future.

Mediation is available in civil and family law cases and the Courts Service website provides information on the mediation services available to users. Both the Civil Law and Family Law pages include links and contact details for the appropriate mediation service.

Section 14 of the Mediation Act 2017 requires practicing solicitors to advise clients to consider mediation as an alternative to court proceedings. For this purpose, they must provide clients with information on mediation services, including details of mediators, information about the advantages and benefits of mediation, and information on confidentiality obligations and the enforceability of mediation settlements. Where court proceedings are instituted on behalf of a client, the application must be accompanied by a statutory declaration made by the solicitor confirming that these obligations have been discharged in relation to the client and the proceedings to which the declaration relates. If the declaration is not submitted, the court will adjourn the proceedings until the solicitor complies with the requirements. Section 15 of the Act makes provision for similar obligations in relation to practising barristers. It would apply in circumstances in which a practising barrister may in future be permitted, under relevant provisions of the Legal Services Regulation Act 2015, to issue proceedings on behalf of a client who is not represented by a practising solicitor.

Number of notaries in 2024

Notaries	Absolute Number	Per 100 000 inhabitants	
	Ireland	Ireland	EU Median
Total	391	7,2	7,2
1.Private professionals	NAP	NAP	NA
2.Holders of public offices appointed by the State	391	7,2	7,4
3.Civil servants	NAP	NAP	1,6
4.Other	NAP	NAP	11,2

In 2024, there are 391 notaries which represents 7,2 notaries per 100 000 inhabitants.

7. ICT tools of courts in Ireland (2024 data)

The ICT questions

In 2024, the answers to the ICT questions are the following:

Writing assistance tools	Civil and/or commercial	Administrative	Criminal
Deployment rate	50-75 %	50-75 %	50-75 %
Usage rate	50-75 %	50-75 %	50-75 %

Features of the writing assistance tools	Civil and/or commercial	Administrative	Criminal
Templates	Yes	Yes	Yes
Automatically generated text	No	No	No
Automatically suggested decision	No	No	No
Speech-to-text	No	No	No
Electronic signature	No	No	No
Other special functionality	No	No	No

Recording of court hearings	Civil and/or commercial	Administrative	Criminal
Deployment rate	95-100 %	95-100 %	95-100 %
Usage rate	95-100 %	95-100 %	95-100 %

Features of the recording of court hearings	Civil and/or commercial	Administrative	Criminal
Audio recording	Yes	Yes	Yes
Video recording	No	No	No
Systematic recording for all hearings	No	No	No
Automatically indexed recording	No	No	No
Automatic transcript from recording	No	No	No
Possibility to request a copy of the recording	Yes	Yes	Yes
Other special functionality	No	No	No

Ireland does not have a separate category for Administrative Law cases, and as such, the answers are the same as provided for civil and commercial litgious cases.

Comments on writing assistance tools

Approximately half of the case types and scenarios are supported in practice by templates as an order writing assistance – and where they are available, they are used 100% (roughly) of the time. Close to half of the jurisdictions do not support templates at all (or didn't at the point of filling out the survey).

Comments on recording of court hearings

Court hearings are recorded by use of DAR (Digital Audio Recordings). Audio recordings are made for internal court purposes and are under the control of the court. They are not generally available to parties or to the public, unless ordered by the Court, although applications can be made to the court for a transcript of the recording, or part thereof for a fee. For example, this might arise if court proceedings are subject to a Judicial Review in a higher court.

8. Systems for measuring and evaluating the performance of courts and public prosecution services in Ireland (2024 data)

In Ireland, quality standards are not detemined for the judicial system at the national level.

Systems for measuring and evaluating courts' performance

A regular monitoring system of court activities is in place concerning:

Number of incoming cases	✓	Satisfaction of users (regarding the services delivered by the courts)	✓
Length of proceedings (timeframes)	✓	Costs of the judicial procedures	✗
Number of resolved cases	✓	Number of appeals	✓
Number of pending cases	✓	Appeal ratio	✗
Backlogs	✗	Clearance rate	✓
Productivity of judges and court staff	✗	Disposition time	✗
Satisfaction of court staff	✓	Other	✓

While the activities above are not routinely measured, it is still possible to measure them in practice. As such, waiting times and durations of proceedings are routinely measured, where as productivity is measured in multiple ways, including via performance management processes.

Quantitative performance targets do not exist for judges. ✗

Without disciplinary procedure		**With disciplinary procedure**	
Warning by court's president	NAP	Warning by court's president	NAP
Temporary salary reduction	NAP	Temporary salary reduction	NAP
Reflected in the individual assessment	NAP	Reflected in the individual assessment	NAP
Other	NAP	Other	NAP

Systems for measuring and evaluating public prosecution services' performance

A regular monitoring system of public prosecution services activities is in place concerning:

Number of incoming cases	✓	Satisfaction of users (regarding the services delivered by the public prosecution)	✗
Length of proceedings (timeframes)	✓	Costs of the judicial procedures	✓
Number of resolved cases	✓	Clearance rate	✗
Number of pending cases	✓	Disposition time	✗
Backlogs	✓	Percentage of convictions and acquittals	✓
Productivity of prosecutors and prosecution staff	✓	Other	✗
Satisfaction of prosecution staff	✗		

In Ireland, there is a system to regularly evaluate the activity of each public prosecutor both quantitatively and qualitatively.

Quantitative performance targets do not exist for public prosecutors. ✗

Without disciplinary procedure		**With disciplinary procedure**	
Warning by head of prosecution	✗	Warning by head of prosecution	✗
Temporary salary reduction	✗	Temporary salary reduction	✗
Reflected in the individual assessment	✗	Reflected in the individual assessment	✗
Other	✗	Other	✗

It should be noted that the answer is dependent on how the term “target” is defined. Allocation of files happens in some divisions but not all, and not all prosecutors are assigned a specific number of files per week. Additionally, targets can be influenced by external factors such as: the number of investigation files received, or the availability of court dates in order to process cases. The main reason why prosecutors are not assigned a set number of files is because the size and complexity of files can vary significantly.

So while there are no targets defined, there is an expectation of work completion and case management through action lists, etc. which are reported in the annual report and also to DPER (Department of Public Expenditure and Reform) as part of the budget/performance metrics.

Unit Heads assign a number of files to each Prosecutor depending on ability or grade. The targets for the Office are ultimately greatly impacted by external factors like the amount of investigation files that are submitted to the office, the availability of court dates to process cases and the fact that the size and complexity of files varies. A Prosecutor’s ability to progress their caseload is very much impacted by these factors so within this Office we don’t usually reference “targets.”

Ireland

(2014-2024) data tables

Question	2014	2015	2016	2017	2018	2019	2020	2021	2022	2023	2024	Variations for quantitative questions	
												2014-2024	2023-2024
Table General Data: Economic and demographic data, in absolute values (Q1, Q3, Q5)													
Q1 Number of inhabitants	4 625 885	4 664 156	4 673 700	4 792 500	4 857 000	4 921 500	4 977 400	5 123 536	5 149 139	5 343 805	5 440 278	17,6%	1,8%
Q.3 GDP Per capita (in €) in current prices	41 011	55 187	58 961	61 369	66 716	72 346	74 912	85 061	99 267	96 553	104 603	155,1%	8,3%
Q5. Exchange rate of Nat currency to € on 1 Jan	NAP	NAP	NAP	NAP	NAP	NAP	NAP	NAP	NAP	NAP	NAP	-	-
Indicator 1: Systems for measuring and evaluating the performance of courts and prosecution services													
(Q66, Q67, Q77, Q78, Q77-1, Q78-1, Q73, Q73-0, Q73-1, Q73-2, Q73-3, Q73-4, Q73-5, Q73-6, Q70, Q70-1, Q71, Q72, Q83-2, Q83-3, Q120 and Q120-1)													
66 Qlty standards formulated_jud system	No	No	False	False	False	False	False	False	False	False	False		
67 Specialised court staff entrusted_qlty standards	No	No	False	False	False	False	False	False	False	False	False		
070.1.1 number of incoming cases	Yes	Yes	True	True	True	True	True	True	True	True	True		
070.1.2 length of proceedings (timeframes)	Yes	Yes	True	True	True	True	True	True	True	True	True		
070.1.3 number of resolved cases	Yes	Yes	True	True	False	False	False	False	True	True	True		
070.1.4 number of pending cases					False	False	False	False	False	True	True		
070.1.5 backlogs					False	False	False	False	True	True	False		
070.1.6 productivity of judges and court staff					False	False	False	False	False	False	False		
070.1.7 satisfaction of court staff					False	False	False	False	True	True	True		
070.1.8 satisfaction of users (regarding the services delivered by the courts)					False	False	False	False	True	True	True		
070.1.9 costs of the judicial procedures					False	False	False	False	False	False	False		
070.1.10 number of appeals					False	False	False	False	True	True	True		
070.1.11 appeal ratio					False	False	False	False	False	False	False		
070.1.12 clearance rate					False	False	False	False	False	True	True		

Ireland

(2014-2024) data tables

Question	2014	2015	2016	2017	2018	2019	2020	2021	2022	2023	2024	Variations for quantitative questions	
												2014-2024	2023-2024
070-1.1.1 Number of incoming cases							True	True	True	True	True		
070-1.1.2 Length of proceedings (timeframes)							True	True	True	True	True		
070-1.1.3 Number of resolved cases							True	True	True	True	True		
070-1.1.4 Number of pending cases							True	True	True	True	True		
070-1.1.5 Backlogs							False	False	False	False	True		
070-1.1.6 Productivity of prosecutors and prosecution staff							True	True	True	True	True		
070-1.1.7 Satisfaction of prosecution staff							False	False	False	False	False		
070-1.1.8 Satisfaction of users (regarding the services delivered by the public prosecution)							False	False	False	False	False		
070-1.1.9 Costs of the judicial procedures							True	True	True	True	True		
070-1.1.10 Clearance rate							False	False	False	False	False		
070-1.1.11 Disposition time							False	False	False	False	False		
070-1.1.12 Percentage of convictions and aquittals							True	True	True	True	True		
070-1.1.13 Other							False	False	False	False	False		
071.1.1 Monitoring backlogs in Civil law cases							False	False	False	False	False		
071.1.2 Monitoring backlogs in Criminal law cases							False	False	False	False	False		
071.1.3 Monitoring backlogs in Administrative law cases							False	False	False	False	False		
072.1.1 Monitoring timeframes Within the courts							False	False	False	True	True		
072.1.2 Monitoring timeframes Within the public prosecution services							False	False	False	False	False		
083-2.1.1 Quantitative performance tagets defined for each prosecutors							False	True	False	False	False		
083-3.1.1 Body responsible - Executive power (for example the Ministry of Justice)							NAP	False	NAP	NAP	NAP		
083-3.1.2 Body responsible - Prosecutor General /State public prosecutor							NAP	True	NAP	NAP	NAP		
083-3.1.3 Body responsible - Public Prosecutorial Council							NAP	False	NAP	NAP	NAP		
083-3.1.4 Body responsible - Head of the organisational unit or hierarchically superior public prosecutor							NAP	True	NAP	NAP	NAP		
083-3.1.5 Body responsible - Other							NAP	False	NAP	NAP	NAP		
120.1.1 Qualitative individual assessment of the public prosecutors' work									-	-	-		
120-1.1.1 Feequency - Annual							True	True	False	False	False		
120-1.1.2 Feequency - Less frequent							False	False	False	False	False		
120-1.1.3 Feequency - More frequent							False	False	True	True	False		

Ireland

(2014-2024) data tables

Question	2014	2015	2016	2017	2018	2019	2020	2021	2022	2023	2024	Variations for quantitative questions	
												2014-2024	2023-2024
Indicator 2: The judicial organisation													
(Q42, Q43 and Q44)													
Q42.1.1Total number of all courts - legal entities							8	8	8	7	7	-	0,0%
Q42.1.2 Total number of courts of general jurisdiction - legal entities							6	6	6	5	5	-	0,0%
Q42.1.3 First instance courts of general jurisdiction - legal entities	3	3	3	3	3	3	3	3	3	3	3	0,0%	0,0%
Q42.1.4 Second instance courts of general jurisdiction - legal entities							2	2	2	1	1	-	0,0%
Q42.1.5 Highest instance courts of general jurisdiction - legal entities							1	1	1	1	1	-	0,0%
Q42.1.6 Total number of specialised courts - legal entities							2	2	2	2	2	-	0,0%
43.1.1 Total number of specialised courts of first instance	1	1	2	2	2	2	2	2	2	2	2	100,0%	0,0%
43.1.2 Commercial courts (excluded insolvency courts)	NAP	NAP	NAP	NAP	NAP	NAP	NAP	NAP	NAP	NAP	NAP	-	-
43.1.3 Insolvency courts	NAP	NAP	NAP	NAP	NAP	NAP	NAP	NAP	NAP	NAP	NAP	-	-
43.1.4 Labour courts	NAP	NAP	NAP	NAP	NAP	NAP	NAP	NAP	NAP	NAP	NAP	-	-
43.1.5 Family courts	NAP	NAP	NAP	NAP	NAP	NAP	NAP	NAP	NAP	NAP	NAP	-	-
43.1.6 Rent and tenancies courts	NAP	NAP	NAP	NAP	NAP	NAP	NAP	NAP	NAP	NAP	NAP	-	-
43.1.7 Enforcement of criminal sanctions courts	NAP	NAP	NAP	NAP	NAP	NAP	NAP	NAP	NAP	NAP	NAP	-	-
43.1.8 Fight against terrorism, organised crime and corruption	NAP	NAP	2	2	2	2	2	2	2	2	2	-	0,0%
43.1.9 Internet related disputes	NAP	NAP	NAP	NAP	NAP	NAP	NAP	NAP	NAP	NAP	NAP	-	-
43.1.10 Administrative courts	NAP	NAP	NAP	NAP	NAP	NAP	NAP	NAP	NAP	NAP	NAP	-	-
43.1.11 Insurance and / or social welfare courts	NAP	NAP	NAP	NAP	NAP	NAP	NAP	NAP	NAP	NAP	NAP	-	-
43.1.12 Military courts	NAP	NAP	NAP	NAP	NAP	NAP	NAP	NAP	NAP	NAP	NAP	-	-
43.1.13 Juvenile courts							NAP	NAP	NAP	NAP	NAP	-	-
43.1.14 Other specialised courts	1	1	NAP	NAP	NAP	NAP	NAP	NAP	NAP	NAP	NAP	-	-

Ireland

(2014-2024) data tables

Question	2014	2015	2016	2017	2018	2019	2020	2021	2022	2023	2024	Variations for quantitative questions	
												2014-2024	2023-2024
43.2.1 Total number of specialised courts of higher instances							NAP	NAP	NAP	NAP	NAP	-	-
43.2.2 Commercial courts (excluded insolvency courts)							NAP	NAP	NAP	NAP	NAP	-	-
43.2.3 Insolvency courts							NAP	NAP	NAP	NAP	NAP	-	-
43.2.4 Labour courts							NAP	NAP	NAP	NAP	NAP	-	-
43.2.5 Family courts							NAP	NAP	NAP	NAP	NAP	-	-
43.2.6 Rent and tenancies courts							NAP	NAP	NAP	NAP	NAP	-	-
43.2.7 Enforcement of criminal sanctions courts							NAP	NAP	NAP	NAP	NAP	-	-
43.2.8 Fight against terrorism, organised crime and corruption							NAP	NAP	NAP	NAP	NAP	-	-
43.2.9 Internet related disputes							NAP	NAP	NAP	NAP	NAP	-	-
43.2.10 Administrative courts							NAP	NAP	NAP	NAP	NAP	-	-
43.2.11 Insurance and / or social welfare courts							NAP	NAP	NAP	NAP	NAP	-	-
43.2.12 Military courts							NAP	NAP	NAP	NAP	NAP	-	-
43.2.13 Juvenile courts							NAP	NAP	NAP	NAP	NAP	-	-
43.2.14 Other specialised courts							NAP	NAP	NAP	NAP	NAP	-	-
44.1.1 First instance courts geographic locations							153	153	153	152	152	-	0,0%
44.1.2 All courts geographic locations	94	94	95	95	95	95	156	156	156	155	155	64,9%	0,0%

Ireland (2014-2024) data tables

Question	2014	2015	2016	2017	2018	2019	2020	2021	2022	2023	2024	Variations for quantitative questions	
												2014-2024	2023-2024
Indicator 3: The performance of courts at all stages of the proceedings													
First instance other than criminal cases (Q91)													
91.1.1 1st inst courts_Pending cases on 1 Jan. Total of other than criminal law cases (1+2+3+4)	NA	NA	NA	NA	NA	NA	NA	NA	NA	NA	NA	-	-
91.1.2 1st inst courts_Pending cases on 1 Jan. Civil (and commercial) litigious cases	NA	NA	NA	NA	NA	NA	NA	NA	NA	NA	NA	-	-
91.1.3 1st inst courts_Pending cases on 1 Jan. Non litigious cases (2.1+2.2+2.3)			NA	NA	NA	NA	NA	NA	NA	NA	NA	-	-
91.1.4 1st inst courts_Pending cases on 1 Jan. General civil (and commercial) non-litigious cases	NA	NA	NA	NA	NA	NA	NA	NA	NA	NA	NA	-	-
91.1.5 1st inst courts_Pending cases on 1 Jan. Registry cases (2.2.1+2.2.2+2.2.3)			NAP	NAP	NAP	NAP	NAP	NAP	NAP	NAP	NAP	-	-
91.1.6 1st inst courts_Pending cases on 1 Jan. Non litigious land registry cases	NAP	NAP	NAP	NAP	NAP	NAP	NAP	NAP	NAP	NAP	NAP	-	-
91.1.7 1st inst courts_Pending cases on 1 Jan. Non-litigious business registry cases	NAP	NAP	NAP	NAP	NAP	NAP	NAP	NAP	NAP	NAP	NAP	-	-
91.1.8 1st inst courts_Pending cases on 1 Jan. Other registry cases			NAP	NAP	NAP	NAP	NAP	NAP	NAP	NAP	NAP	-	-
91.1.9 1st inst courts_Pending cases on 1 Jan. Other non-litigious cases			NAP	NAP	NAP	NAP	NAP	NAP	NAP	NAP	NAP	-	-
91.1.10 1st inst courts_Pending cases on 1 Jan. Administrative law cases	NAP	NAP	NAP	NAP	NAP	NAP	NA	NA	NA	NA	NA	-	-
91.1.11 1st inst courts_Pending cases on 1 Jan. Other cases (e.g. insolvency registry cases)	NA	NA	NA	NA	NA	NA	NAP	NAP	NAP	NAP	NAP	-	-
91.2.1 1st inst courts_Incoming cases_Total of other than criminal law cases (1+2+3+4)	250 402	245 462	233 058	225 215	223 906	230 240	179 219	138 451	183 615	199 589	203 297	-18,8%	1,9%
91.2.2 1st inst courts_Incoming cases_Civil (and commercial) litigious cases	143 993	138 540	127 395	128 820	131 159	135 208	132 705	107 330	102 921	113 457	120 029	-16,6%	5,8%
91.2.3 1st inst courts_Incoming cases_Non litigious cases (2.1+2.2+2.3)			104 848	95 363	91 655	93 740	46 514	31 121	80 694	86 132	83 268	-	-3,3%
91.2.4 1st inst courts_Incoming cases_General civil (and commercial) non-litigious cases	105 215	105 623	104 848	95 363	91 655	93 740	46 514	31 121	80 694	86 132	83 268	-20,9%	-3,3%
91.2.5 1st inst courts_Incoming cases_Registry cases (2.2.1+2.2.2+2.2.3)			NAP	NAP	NAP	NAP	NAP	NAP	NAP	NAP	NAP	-	-
91.2.6 1st inst courts_Incoming cases_Non litigious land registry cases	NAP	NAP	NAP	NAP	NAP	NAP	NAP	NAP	NAP	NAP	NAP	-	-
91.2.7 1st inst courts_Incoming cases_Non-litigious business registry cases	NAP	NAP	NAP	NAP	NAP	NAP	NAP	NAP	NAP	NAP	NAP	-	-
91.2.8 1st inst courts_Incoming cases_Other registry cases			NAP	NAP	NAP	NAP	NAP	NAP	NAP	NAP	NAP	-	-
91.2.9 1st inst courts_Incoming cases_Other non-litigious cases			NAP	NAP	NAP	NAP	NAP	NAP	NAP	NAP	NAP	-	-
91.2.10 1st inst courts_Incoming cases_Administrative law cases	NAP	NAP	NAP	NAP	NAP	NAP	NA	NA	NA	NA	NA	-	-

Ireland (2014-2024) data tables

Question	2014	2015	2016	2017	2018	2019	2020	2021	2022	2023	2024	Variations for quantitative questions	
												2014-2024	2023-2024
91.2.11 1st inst courts_Incoming cases_Other cases (e.g. insolvency registry cases)	1 194	1 299	815	1 032	1 092	1 292	NAP	NAP	NAP	NAP	NAP	-	-
91.3.1 1st inst courts_Resolved cases_Total of other than criminal law cases (1+2+3+4)	182 409	187 987	177 247	183 793	175 913	173 602	100 002	104 396	153 977	161 406	168 141	-7,8%	4,2%
91.3.2 1st inst courts_Resolved cases_Civil (and commercial) litigious cases	80 027	87 505	75 463	93 729	82 744	85 193	68 301	76 841	72 937	81 902	86 171	7,7%	5,2%
91.3.3 1st inst courts_Resolved cases_Non litigious cases (2.1+2.2+2.3)			100 969	89 032	92 077	87 117	31 701	28 095	81 040	79 504	81 970	-	3,1%
91.3.4 1st inst courts_Resolved cases_General civil (and commercial) non-litigious cases	101 188	99 183	100 969	89 032	92 077	87 117	31 701	28 095	81 040	79 504	81 970	-19,0%	3,1%
91.3.5 1st inst courts_Resolved cases_Registry cases (2.2.1+2.2.2+2.2.3)			NAP	NAP	NAP	NAP	NAP	NAP	NAP	NAP	NAP	-	-
91.3.6 1st inst courts_Resolved cases_Non litigious land registry cases	NAP	NAP	NAP	NAP	NAP	NAP	NAP	NAP	NAP	NAP	NAP	-	-
91.3.7 1st inst courts_Resolved cases_Non-litigious business registry cases	NAP	NAP	NAP	NAP	NAP	NAP	NAP	NAP	NAP	NAP	NAP	-	-
91.3.8 1st inst courts_Resolved cases_Other registry cases			NAP	NAP	NAP	NAP	NAP	NAP	NAP	NAP	NAP	-	-
91.3.9 1st inst courts_Resolved cases_Other non-litigious cases			NAP	NAP	NAP	NAP	NAP	NAP	NAP	NAP	NAP	-	-
91.3.10 1st inst courts_Resolved cases_Administrative law cases	NAP	NAP	NAP	NAP	NAP	NAP	NA	NA	NA	NA	NA	-	-
91.3.11 1st inst courts_Resolved cases_Other cases (e.g. insolvency registry cases)	1 194	1 299	815	1 032	1 092	1 292	NAP	NAP	NAP	NAP	NAP	-	-
91.4.1 1st inst courts_Pending cases on 31 Dec. Total of other than criminal law cases (1+2+3+4)	NA	NA	NA	NA	NA	NA	NA	NA	NA	NA	NA	-	-
91.4.2 1st inst courts_Pending cases on 31 Dec. Civil (and commercial) litigious cases	NA	NA	NA	NA	NA	NA	NA	NA	NA	NA	NA	-	-
91.4.3 1st inst courts_Pending cases on 31 Dec. Non litigious cases (2.1+2.2+2.3)			NA	NA	NA	NA	NA	NA	NA	NA	NA	-	-
91.4.4 1st inst courts_Pending cases on 31 Dec. General civil (and commercial) non-litigious cases	NA	NA	NA	NA	NA	NA	NA	NA	NA	NA	NA	-	-
91.4.5 1st inst courts_Pending cases on 31 Dec. Registry cases (2.2.1+2.2.2+2.2.3)			NAP	NAP	NAP	NAP	NAP	NAP	NAP	NAP	NAP	-	-
91.4.6 1st inst courts_Pending cases on 31 Dec. Non litigious land registry cases	NAP	NAP	NAP	NAP	NAP	NAP	NAP	NAP	NAP	NAP	NAP	-	-
91.4.7 1st inst courts_Pending cases on 31 Dec. Non-litigious business registry cases	NAP	NAP	NAP	NAP	NAP	NAP	NAP	NAP	NAP	NAP	NAP	-	-
91.4.8 1st inst courts_Pending cases on 31 Dec. Other registry cases			NAP	NAP	NAP	NAP	NAP	NAP	NAP	NAP	NAP	-	-
91.4.9 1st inst courts_Pending cases on 31 Dec. Other non-litigious cases			NAP	NAP	NAP	NAP	NAP	NAP	NAP	NAP	NAP	-	-
91.4.10 1st inst courts_Pending cases on 31 Dec. Administrative law cases	NAP	NAP	NAP	NAP	NAP	NAP	NA	NA	NA	NA	NA	-	-
91.4.11 1st inst courts_Pending cases on 31 Dec. Other cases (e.g. insolvency registry cases)	NA	NA	NA	NA	NA	NA	NAP	NAP	NAP	NAP	NAP	-	-

Ireland (2014-2024) data tables

Question	2014	2015	2016	2017	2018	2019	2020	2021	2022	2023	2024	Variations for quantitative questions	
												2014-2024	2023-2024
Clearance rate and Disposition time for first instance other than criminal cases (Q91)													
CR Total of other than criminal law cases	72,8%	76,6%	76,1%	81,6%	78,6%	75,4%	55,8%	75,4%	83,9%	80,9%	82,7%	9,86	1,84
CR Civil (and commercial) litigious cases	55,6%	63,2%	59,2%	72,8%	63,1%	63,0%	51,5%	71,6%	70,9%	72,2%	71,8%	16,21	(0,40)
CR Non litigious cases (2.1+2.2+2.3)	96,2%	93,9%	96,3%	93,4%	100,5%	92,9%	68,2%	90,3%	100,4%	92,3%	98,4%	2,27	6,14
CR General civil (and commercial) non-litigious cases	96,2%	93,9%	96,3%	93,4%	100,5%	92,9%	68,2%	90,3%	100,4%	92,3%	98,4%	2,27	6,14
CR Registry cases (2.2.1+2.2.2+2.2.3)	NAP	NAP	NAP	NAP	NAP	NAP	NAP	NAP	NAP	NAP	NAP	-	-
CR Non litigious land registry cases	NAP	NAP	NAP	NAP	NAP	NAP	NAP	NAP	NAP	NAP	NAP	-	-
CR Non-litigious business registry cases	NAP	NAP	NAP	NAP	NAP	NAP	NAP	NAP	NAP	NAP	NAP	-	-
CR Other registry cases	NAP	NAP	NAP	NAP	NAP	NAP	NAP	NAP	NAP	NAP	NAP	-	-
CR Other non-litigious cases	NAP	NAP	NAP	NAP	NAP	NAP	NAP	NAP	NAP	NAP	NAP	-	-
CR Administrative law cases	NAP	NAP	NAP	NAP	NAP	NAP	NA	NA	NA	NA	NA	-	-
CR Other cases (e.g. insolvency registry cases)	100,0%	100,0%	100,0%	100,0%	100,0%	100,0%	NAP	NAP	NAP	NAP	NAP	-	-
DT Total of other than criminal law cases	NA	NA	NA	NA	NA	NA	NA	NA	NA	NA	NA	-	-
DT Civil (and commercial) litigious cases	NA	NA	NA	NA	NA	NA	NA	NA	NA	NA	NA	-	-
DT Non litigious cases (2.1+2.2+2.3)	NA	NA	NA	NA	NA	NA	NA	NA	NA	NA	NA	-	-
DT General civil (and commercial) non-litigious cases	NA	NA	NA	NA	NA	NA	NA	NA	NA	NA	NA	-	-
DT Registry cases (2.2.1+2.2.2+2.2.3)	NAP	NAP	NAP	NAP	NAP	NAP	NAP	NAP	NAP	NAP	NAP	-	-
DT Non litigious land registry cases	NAP	NAP	NAP	NAP	NAP	NAP	NAP	NAP	NAP	NAP	NAP	-	-
DT Non-litigious business registry cases	NAP	NAP	NAP	NAP	NAP	NAP	NAP	NAP	NAP	NAP	NAP	-	-
DT Other registry cases	NAP	NAP	NAP	NAP	NAP	NAP	NAP	NAP	NAP	NAP	NAP	-	-
DT Other non-litigious cases	NAP	NAP	NAP	NAP	NAP	NAP	NAP	NAP	NAP	NAP	NAP	-	-
DT Administrative law cases	NAP	NAP	NAP	NAP	NAP	NAP	NA	NA	NA	NA	NA	-	-
DT Other cases (e.g. insolvency registry cases)	NA	NA	NA	NA	NA	NA	NAP	NAP	NAP	NAP	NAP	-	-

Ireland (2014-2024) data tables

Question	2014	2015	2016	2017	2018	2019	2020	2021	2022	2023	2024	Variations for quantitative questions	
												2014-2024	2023-2024
Second instance other than criminal cases (Q97)													
97.1.1 2nd inst courts_Pending cases on 1 Jan. Total of other than criminal law cases (1+2+3+4)				NA	NA	NA	NA	NA	NA	NA	NA	-	-
97.1.2 2nd inst courts_Pending cases on 1 Jan. Civil (and commercial) litigious cases				NA	NA	NA	NA	NA	NA	NA	NA	-	-
97.1.3 2nd inst courts_Pending cases on 1 Jan. Non litigious cases (2.1+2.2+2.3)				NAP	NAP	NAP	NAP	NAP	NAP	NAP	NAP	-	-
97.1.4 2nd inst courts_Pending cases on 1 Jan. General civil (and commercial) non-litigious cases				NAP	NAP	NAP	NAP	NAP	NAP	NAP	NAP	-	-
97.1.5 2nd inst courts_Pending cases on 1 Jan. Registry cases (2.2.1+2.2.2+2.2.3)				NAP	NAP	NAP	NAP	NAP	NAP	NAP	NAP	-	-
97.1.6 2nd inst courts_Pending cases on 1 Jan. Non litigious land registry cases				NAP	NAP	NAP	NAP	NAP	NAP	NAP	NAP	-	-
97.1.7 2nd inst courts_Pending cases on 1 Jan. Non-litigious business registry cases				NAP	NAP	NAP	NAP	NAP	NAP	NAP	NAP	-	-
97.1.8 2nd inst courts_Pending cases on 1 Jan. Other registry cases				NAP	NAP	NAP	NAP	NAP	NAP	NAP	NAP	-	-
97.1.9 2nd inst courts_Pending cases on 1 Jan. Other non-litigious cases				NAP	NAP	NAP	NAP	NAP	NAP	NAP	NAP	-	-
97.1.10 2nd inst courts_Pending cases on 1 Jan. Administrative law cases				NAP	NAP	NAP	NA	NA	NA	NA	NA	-	-
97.1.11 2nd inst courts_Pending cases on 1 Jan. Other cases				NAP	NAP	NAP	NAP	NAP	NAP	NAP	NAP	-	-
97.2.1 2nd inst courts_Incoming cases_Total of other than criminal law cases (1+2+3+4)				2 673	2 827	2 685	1 403	1 416	1 337	1 741	1 602	-	-8,0%
97.2.2 2nd inst courts_Incoming cases_Civil (and commercial) litigious cases				2 673	2 827	2 685	1 403	1 416	1 337	1 741	1 602	-	-8,0%
97.2.3 2nd inst courts_Incoming cases_Non litigious cases (2.1+2.2+2.3)				NAP	NAP	NAP	NAP	NAP	NAP	NAP	NAP	-	-
97.2.4 2nd inst courts_Incoming cases_General civil (and commercial) non-litigious cases				NAP	NAP	NAP	NAP	NAP	NAP	NAP	NAP	-	-
97.2.5 2nd inst courts_Incoming cases_Registry cases (2.2.1+2.2.2+2.2.3)				NAP	NAP	NAP	NAP	NAP	NAP	NAP	NAP	-	-
97.2.6 2nd inst courts_Incoming cases_Non litigious land registry cases				NAP	NAP	NAP	NAP	NAP	NAP	NAP	NAP	-	-
97.2.7 2nd inst courts_Incoming cases_Non-litigious business registry cases				NAP	NAP	NAP	NAP	NAP	NAP	NAP	NAP	-	-
97.2.8 2nd inst courts_Incoming cases_Other registry cases				NAP	NAP	NAP	NAP	NAP	NAP	NAP	NAP	-	-
97.2.9 2nd inst courts_Incoming cases_Other non-litigious cases				NAP	NAP	NAP	NAP	NAP	NAP	NAP	NAP	-	-
97.2.10 2nd inst courts_Incoming cases_Administrative law cases				NAP	NAP	NAP	NA	NA	NA	NA	NA	-	-
97.2.11 2nd inst courts_Incoming cases_Other cases				NAP	NAP	NAP	NAP	NAP	NAP	NAP	NAP	-	-

Ireland (2014-2024) data tables

Question	2014	2015	2016	2017	2018	2019	2020	2021	2022	2023	2024	Variations for quantitative questions	
												2014-2024	2023-2024
97.3.1 2nd inst courts_Resolved cases_Total of other than criminal law cases (1+2+3+4)				1 755	2 119	2 498	1 468	1 096	1 212	1 479	1 273	-	-13,9%
97.3.2 2nd inst courts_Resolved cases_Civil (and commercial) litigious cases				1 755	2 119	2 498	1 468	1 096	1 212	1 479	1 273	-	-13,9%
97.3.3 2nd inst courts_Resolved cases_Non litigious cases (2.1+2.2+2.3)				NAP	NAP	NAP	NAP	NAP	NAP	NAP	NAP	-	-
97.3.4 2nd inst courts_Resolved cases_General civil (and commercial) non-litigious cases				NAP	NAP	NAP	NAP	NAP	NAP	NAP	NAP	-	-
97.3.5 2nd inst courts_Resolved cases_Registry cases (2.2.1+2.2.2+2.2.3)				NAP	NAP	NAP	NAP	NAP	NAP	NAP	NAP	-	-
97.3.6 2nd inst courts_Resolved cases_Non litigious land registry cases				NAP	NAP	NAP	NAP	NAP	NAP	NAP	NAP	-	-
97.3.7 2nd inst courts_Resolved cases_Non-litigious business registry cases				NAP	NAP	NAP	NAP	NAP	NAP	NAP	NAP	-	-
97.3.8 2nd inst courts_Resolved cases_Other registry cases				NAP	NAP	NAP	NAP	NAP	NAP	NAP	NAP	-	-
97.3.9 2nd inst courts_Resolved cases_Other non-litigious cases				NAP	NAP	NAP	NAP	NAP	NAP	NAP	NAP	-	-
97.3.10 2nd inst courts_Resolved cases_Administrative law cases				NAP	NAP	NAP	NA	NA	NA	NA	NA	-	-
97.3.11 2nd inst courts_Resolved cases_Other cases				NAP	NAP	NAP	NAP	NAP	NAP	NAP	NAP	-	-
97.4.1 2nd inst courts_Pending cases on 31 Dec. Total of other than criminal law cases (1+2+3+4)				NA	NA	NA	NA	NA	NA	NA	NA	-	-
97.4.2 2nd inst courts_Pending cases on 31 Dec. Civil (and commercial) litigious cases				NA	NA	NA	NA	NA	NA	NA	NA	-	-
97.4.3 2nd inst courts_Pending cases on 31 Dec. Non litigious cases (2.1+2.2+2.3)				NAP	NAP	NAP	NAP	NAP	NAP	NAP	NAP	-	-
97.4.4 2nd inst courts_Pending cases on 31 Dec. General civil (and commercial) non-litigious cases				NAP	NAP	NAP	NAP	NAP	NAP	NAP	NAP	-	-
97.4.5 2nd inst courts_Pending cases on 31 Dec. Registry cases (2.2.1+2.2.2+2.2.3)				NAP	NAP	NAP	NAP	NAP	NAP	NAP	NAP	-	-
97.4.6 2nd inst courts_Pending cases on 31 Dec. Non litigious land registry cases				NAP	NAP	NAP	NAP	NAP	NAP	NAP	NAP	-	-
97.4.7 2nd inst courts_Pending cases on 31 Dec. Non-litigious business registry cases				NAP	NAP	NAP	NAP	NAP	NAP	NAP	NAP	-	-
97.4.8 2nd inst courts_Pending cases on 31 Dec. Other registry cases				NAP	NAP	NAP	NAP	NAP	NAP	NAP	NAP	-	-
97.4.9 2nd inst courts_Pending cases on 31 Dec. Other non-litigious cases				NAP	NAP	NAP	NAP	NAP	NAP	NAP	NAP	-	-
97.4.10 2nd inst courts_Pending cases on 31 Dec. Administrative law cases				NAP	NAP	NAP	NA	NA	NA	NA	NA	-	-
97.4.11 2nd inst courts_Pending cases on 31 Dec. Other cases				NAP	NAP	NAP	NAP	NAP	NAP	NAP	NAP	-	-

Ireland (2014-2024) data tables

Question	2014	2015	2016	2017	2018	2019	2020	2021	2022	2023	2024	Variations for quantitative questions	
												2014-2024	2023-2024
97.5.1 2nd inst courts_Pending more than 2 years - Total of other than criminal law cases (1+2+3+4)				NA	NA	NA	NA	NA	NA	NA	NA	-	-
97.5.2 2nd inst courts_Pending more than 2 years - Civil (and commercial) litigious cases				NA	NA	NA	NA	NA	NA	NA	NA	-	-
97.5.10 2nd inst courts_Pending more than 2 years - Administrative law cases				NAP	NAP	NAP	NA	NA	NA	NAP	NA	-	-
Clearance rate and disposition time for second instance other than criminal law cases (Q97)													
CR Total of other than criminal law cases				65,7%	75,0%	93,0%	104,6%	77,4%	90,7%	85,0%	79,5%	-	(5,49)
CR Civil (and commercial) litigious cases				65,7%	75,0%	93,0%	104,6%	77,4%	90,7%	85,0%	79,5%	-	(5,49)
CR Non litigious cases (2.1+2.2+2.3)				NAP	NAP	NAP	NAP	NAP	NAP	NAP	NAP	-	-
CR General civil (and commercial) non-litigious cases				NAP	NAP	NAP	NAP	NAP	NAP	NAP	NAP	-	-
CR Registry cases (2.2.1+2.2.2+2.2.3)				NAP	NAP	NAP	NAP	NAP	NAP	NAP	NAP	-	-
CR Non litigious land registry cases				NAP	NAP	NAP	NAP	NAP	NAP	NAP	NAP	-	-
CR Non-litigious business registry cases				NAP	NAP	NAP	NAP	NAP	NAP	NAP	NAP	-	-
CR Other registry cases				NAP	NAP	NAP	NAP	NAP	NAP	NAP	NAP	-	-
CR Other non-litigious cases				NAP	NAP	NAP	NAP	NAP	NAP	NAP	NAP	-	-
CR Administrative law cases				NAP	NAP	NAP	NA	NA	NA	NA	NA	-	-
CR Other cases (e.g. insolvency registry cases)				NAP	NAP	NAP	NAP	NAP	NAP	NAP	NAP	-	-
DT Total of other than criminal law cases				NA	NA	NA	NA	NA	NA	NA	NA	-	-
DT Civil (and commercial) litigious cases				NA	NA	NA	NA	NA	NA	NA	NA	-	-
DT Non litigious cases (2.1+2.2+2.3)				NAP	NAP	NAP	NAP	NAP	NAP	NAP	NAP	-	-
DT General civil (and commercial) non-litigious cases				NAP	NAP	NAP	NAP	NAP	NAP	NAP	NAP	-	-
DT Registry cases (2.2.1+2.2.2+2.2.3)				NAP	NAP	NAP	NAP	NAP	NAP	NAP	NAP	-	-
DT Non litigious land registry cases				NAP	NAP	NAP	NAP	NAP	NAP	NAP	NAP	-	-
DT Non-litigious business registry cases				NAP	NAP	NAP	NAP	NAP	NAP	NAP	NAP	-	-
DT Other registry cases				NAP	NAP	NAP	NAP	NAP	NAP	NAP	NAP	-	-
DT Other non-litigious cases				NAP	NAP	NAP	NAP	NAP	NAP	NAP	NAP	-	-

Ireland

(2014-2024) data tables

Question	2014	2015	2016	2017	2018	2019	2020	2021	2022	2023	2024	Variations for quantitative questions	
												2014-2024	2023-2024
DT Administrative law cases				NAP	NAP	NAP	NA	NA	NA	NA	NA	-	-
DT Other cases (e.g. insolvency registry cases)				NAP	NAP	NAP	NAP	NAP	NAP	NAP	NAP	-	-

Ireland

(2014-2024) data tables

Question	2014	2015	2016	2017	2018	2019	2020	2021	2022	2023	2024	Variations for quantitative questions	
												2014-2024	2023-2024
Supreme courts' other than criminal law cases (Q99)													
99.1.1 High inst courts_Pending cases on 1 Jan. Total of other than criminal law cases (1+2+3+4)				187	144	181	NA	115	NA	68	NA	-	-
99.1.2 High inst courts_Pending cases on 1 Jan. Civil (and commercial) litigious cases				187	144	181	NA	115	NA	68	NA	-	-
99.1.3 High inst courts_Pending cases on 1 Jan. Non litigious cases (2.1+2.2+2.3)				NAP	NAP	NAP	NAP	NAP	NAP	NAP	NAP	-	-
99.1.4 High inst courts_Pending cases on 1 Jan. General civil (and commercial) non-litigious cases				NAP	NAP	NAP	NAP	NAP	NAP	NAP	NAP	-	-
99.1.5 High inst courts_Pending cases on 1 Jan. Registry cases (2.2.1+2.2.2+2.2.3)				NAP	NAP	NAP	NAP	NAP	NAP	NAP	NAP	-	-
99.1.6 High inst courts_Pending cases on 1 Jan. Non litigious land registry cases				NAP	NAP	NAP	NAP	NAP	NAP	NAP	NAP	-	-
99.1.7 High inst courts_Pending cases on 1 Jan. Non-litigious business registry cases				NAP	NAP	NAP	NAP	NAP	NAP	NAP	NAP	-	-
99.1.8 High inst courts_Pending cases on 1 Jan. Other registry cases				NAP	NAP	NAP	NAP	NAP	NAP	NAP	NAP	-	-
99.1.9 High inst courts_Pending cases on 1 Jan. Other non-litigious cases				NAP	NAP	NAP	NAP	NAP	NAP	NAP	NAP	-	-
99.1.10 High inst courts_Pending cases on 1 Jan. Administrative law cases				NAP	NAP	NAP	NA	NA	NA	NA	NA	-	-
99.1.11 High inst courts_Pending cases on 1 Jan. Other cases (e.g. insolvency registry cases)				NAP	NAP	NAP	NAP	NAP	NAP	NAP	NAP	-	-
99.2.1 High inst courts_Incoming cases_Total of other than criminal law cases (1+2+3+4)				190	268	323	138	160	158	175	172	-	-1,7%
99.2.2 High inst courts_Incoming cases_Civil (and commercial) litigious cases				190	268	323	138	160	158	175	172	-	-1,7%
99.2.3 High inst courts_Incoming cases_Non litigious cases (2.1+2.2+2.3)				NAP	NAP	NAP	NAP	NAP	NAP	NAP	NAP	-	-
99.2.4 High inst courts_Incoming cases_General civil (and commercial) non-litigious cases				NAP	NAP	NAP	NAP	NAP	NAP	NAP	NAP	-	-
99.2.5 High inst courts_Incoming cases_Registry cases (2.2.1+2.2.2+2.2.3)				NAP	NAP	NAP	NAP	NAP	NAP	NAP	NAP	-	-
99.2.6 High inst courts_Incoming cases_Non litigious land registry cases				NAP	NAP	NAP	NAP	NAP	NAP	NAP	NAP	-	-
99.2.7 High inst courts_Incoming cases_Non-litigious business registry cases				NAP	NAP	NAP	NAP	NAP	NAP	NAP	NAP	-	-
99.2.8 High inst courts_Incoming cases_Other registry cases				NAP	NAP	NAP	NAP	NAP	NAP	NAP	NAP	-	-
99.2.9 High inst courts_Incoming cases_Other non-litigious cases				NAP	NAP	NAP	NAP	NAP	NAP	NAP	NAP	-	-
99.2.10 High inst courts_Incoming cases_Administrative law cases				NAP	NAP	NAP	NA	NA	NA	NA	NA	-	-
99.2.11 High inst courts_Incoming cases_Other cases (e.g. insolvency registry cases)				NAP	NAP	NAP	NAP	NAP	NAP	NAP	NAP	-	-

Ireland (2014-2024) data tables

Question	2014	2015	2016	2017	2018	2019	2020	2021	2022	2023	2024	Variations for quantitative questions	
												2014-2024	2023-2024
99.3.1 High inst courts_Resolved cases_Total of other than criminal law cases (1+2+3+4)				233	242	343	180	176	185	147	188	-	27,9%
99.3.2 High inst courts_Resolved cases_Civil (and commercial) litigious cases				233	242	343	180	176	185	147	188	-	27,9%
99.3.3 High inst courts_Resolved cases_Non litigious cases (2.1+2.2+2.3)				NAP	NAP	NAP	NAP	NAP	NAP	NAP	NAP	-	-
99.3.4 High inst courts_Resolved cases_General civil (and commercial) non-litigious cases				NAP	NAP	NAP	NAP	NAP	NAP	NAP	NAP	-	-
99.3.5 High inst courts_Resolved cases_Registry cases (2.2.1+2.2.2+2.2.3)				NAP	NAP	NAP	NAP	NAP	NAP	NAP	NAP	-	-
99.3.6 High inst courts_Resolved cases_Non litigious land registry cases				NAP	NAP	NAP	NAP	NAP	NAP	NAP	NAP	-	-
99.3.7 High inst courts_Resolved cases_Non-litigious business registry cases				NAP	NAP	NAP	NAP	NAP	NAP	NAP	NAP	-	-
99.3.8 High inst courts_Resolved cases_Other registry cases				NAP	NAP	NAP	NAP	NAP	NAP	NAP	NAP	-	-
99.3.9 High inst courts_Resolved cases_Other non-litigious cases				NAP	NAP	NAP	NAP	NAP	NAP	NAP	NAP	-	-
99.3.10 High inst courts_Resolved cases_Administrative law cases				NAP	NAP	NAP	NA	NA	NA	NA	NA	-	-
99.3.11 High inst courts_Resolved cases_Other cases (e.g. insolvency registry cases)				NAP	NAP	NAP	NAP	NAP	NAP	NAP	NAP	-	-
99.4.1 High inst courts_Pending cases on 31 Dec. Total of other than criminal law cases (1+2+3+4)				144	182	161	NA	99	72	101	NA	-	-
99.4.2 High inst courts_Pending cases on 31 Dec. Civil (and commercial) litigious cases				144	170	161	NA	99	72	101	NA	-	-
99.4.3 High inst courts_Pending cases on 31 Dec. Non litigious cases (2.1+2.2+2.3)				NAP	NAP	NAP	NAP	NAP	NAP	NAP	NAP	-	-
99.4.4 High inst courts_Pending cases on 31 Dec. General civil (and commercial) non-litigious cases				NAP	NAP	NAP	NAP	NAP	NAP	NAP	NAP	-	-
99.4.5 High inst courts_Pending cases on 31 Dec. Registry cases (2.2.1+2.2.2+2.2.3)				NAP	NAP	NAP	NAP	NAP	NAP	NAP	NAP	-	-
99.4.6 High inst courts_Pending cases on 31 Dec. Non litigious land registry cases				NAP	NAP	NAP	NAP	NAP	NAP	NAP	NAP	-	-
99.4.7 High inst courts_Pending cases on 31 Dec. Non-litigious business registry cases				NAP	NAP	NAP	NAP	NAP	NAP	NAP	NAP	-	-
99.4.8 High inst courts_Pending cases on 31 Dec. Other registry cases				NAP	NAP	NAP	NAP	NAP	NAP	NAP	NAP	-	-
99.4.9 High inst courts_Pending cases on 31 Dec. Other non-litigious cases				NAP	NAP	NAP	NAP	NAP	NAP	NAP	NAP	-	-
99.4.10 High inst courts_Pending cases on 31 Dec. Administrative law cases				NAP	NAP	NAP	NA	NA	NA	NA	NA	-	-
99.4.11 High inst courts_Pending cases on 31 Dec. Other cases (e.g. insolvency registry cases)				NAP	NAP	NAP	NAP	NAP	NAP	NAP	NAP	-	-

Ireland

(2014-2024) data tables

Question	2014	2015	2016	2017	2018	2019	2020	2021	2022	2023	2024	Variations for quantitative questions	
												2014-2024	2023-2024
99.5.1 High inst courts_Pending more than 2 years - Total of other than criminal law cases (1+2+3+4)				NA	NA	NA	NA	NA	NA	NA	NA	-	-
99.5.2 High inst courts_Pending more than 2 years - Civil (and commercial) litigious cases				NA	NA	NA	NA	NA	NA	NA	NA	-	-
99.5.10 High inst courts_Pending more than 2 years - Administrative law cases				NAP	NAP	NAP	NA	NA	NA	NAP	NA	-	-
Clearance rate and disposition time for Supreme courts' other than criminal law cases (Q97)													
CR Total of other than criminal law cases				122,6%	90,3%	106,2%	130,4%	110,0%	117,1%	84,0%	109,3%	-	25,30
CR Civil (and commercial) litigious cases				122,6%	90,3%	106,2%	130,4%	110,0%	117,1%	84,0%	109,3%	-	25,30
CR Non litigious cases (2.1+2.2+2.3)				NAP	NAP	NAP	NAP	NAP	NAP	NAP	NAP	-	-
CR General civil (and commercial) non-litigious cases				NAP	NAP	NAP	NAP	NAP	NAP	NAP	NAP	-	-
CR Registry cases (2.2.1+2.2.2+2.2.3)				NAP	NAP	NAP	NAP	NAP	NAP	NAP	NAP	-	-
CR Non litigious land registry cases				NAP	NAP	NAP	NAP	NAP	NAP	NAP	NAP	-	-
CR Non-litigious business registry cases				NAP	NAP	NAP	NAP	NAP	NAP	NAP	NAP	-	-
CR Other registry cases				NAP	NAP	NAP	NAP	NAP	NAP	NAP	NAP	-	-
CR Other non-litigious cases				NAP	NAP	NAP	NAP	NAP	NAP	NAP	NAP	-	-
CR Administrative law cases				NAP	NAP	NAP	NA	NA	NA	NA	NA	-	-
CR Other cases (e.g. insolvency registry cases)				NAP	NAP	NAP	NAP	NAP	NAP	NAP	NAP	-	-
DT Total of other than criminal law cases				226	275	171	NA	205	142	251	NA	-	-
DT Civil (and commercial) litigious cases				226	256	171	NA	205	142	251	NA	-	-
DT Non litigious cases (2.1+2.2+2.3)				NAP	NAP	NAP	NAP	NAP	NAP	NAP	NAP	-	-
DT General civil (and commercial) non-litigious cases				NAP	NAP	NAP	NAP	NAP	NAP	NAP	NAP	-	-
DT Registry cases (2.2.1+2.2.2+2.2.3)				NAP	NAP	NAP	NAP	NAP	NAP	NAP	NAP	-	-
DT Non litigious land registry cases				NAP	NAP	NAP	NAP	NAP	NAP	NAP	NAP	-	-
DT Non-litigious business registry cases				NAP	NAP	NAP	NAP	NAP	NAP	NAP	NAP	-	-
DT Other registry cases				NAP	NAP	NAP	NAP	NAP	NAP	NAP	NAP	-	-
DT Other non-litigious cases				NAP	NAP	NAP	NAP	NAP	NAP	NAP	NAP	-	-

Ireland (2014-2024) data tables

Question	2014	2015	2016	2017	2018	2019	2020	2021	2022	2023	2024	Variations for quantitative questions	
												2014-2024	2023-2024
DT Administrative law cases				NAP	NAP	NAP	NA	NA	NA	NA	NA	-	-
DT Other cases (e.g. insolvency registry cases)				NAP	NAP	NAP	NAP	NAP	NAP	NAP	NAP	-	-
First instance criminal law cases (Q94)													
094.1.1 Total - pending 1 Jan							NA	NA	NA	NA	NA	-	-
094.1.2 Severe cases - pending 1 Jan							NA	NA	NA	NA	NA	-	-
094.1.3 Misdemeanour cases - pending 1 Jan							NA	NA	NA	NA	NA	-	-
094.1.4 Other - pending 1 Jan							NAP	NAP	NAP	NAP	NAP	-	-
094.2.1 Total -incoming							360 576	375 517	360 029	349 283	370 796	-	6,2%
094.2.2 Severe cases - incoming							21 322	22 022	21 204	19 569	19 944	-	1,9%
094.2.3 Misdemeanour cases - incoming							382 455	353 495	338 825	329 714	350 852	-	6,4%
094.2.4 Other - incoming							NAP	NAP	NAP	NAP	NAP	-	-
094.3.1 Total - resolved							224 048	283 666	291 164	320 586	334 223	-	4,3%
094.3.2 Severe cases -resolved							17 535	19 185	24 242	26 486	24 436	-	-7,7%
094.3.3 Misdemeanour cases - resolved							194 796	264 481	266 922	294 100	309 787	-	5,3%
094.3.4 Other - resolved							NAP	NAP	NAP	NAP	NAP	-	-
094.4.1 Total - pending 31 Dec							NA	NA	NA	NA	NA	-	-
094.4.2 Severe cases - pending 31 Dec							NA	NA	NA	NA	NA	-	-
094.4.3 Misdemeanour cases - pending 31 Dec							NA	NA	NA	NA	NA	-	-
094.4.4 Other - pending 31 Dec							NAP	NAP	NAP	NAP	NAP	-	-

Ireland (2014-2024) data tables

Question	2014	2015	2016	2017	2018	2019	2020	2021	2022	2023	2024	Variations for quantitative questions	
												2014-2024	2023-2024
094.5.1 Total - pending more then 2 years							NA	NA	NA	NA	NA	-	-
094.5.2 Severe cases - pending more then 2 years							NA	NA	NA	NA	NA	-	-
094.5.3 Misdemeanour cases - pending more then 2 years							NA	NA	NA	NA	NA	-	-
094.5.4 Other - pending more then 2 years							NAP	NAP	NAP	NAP	NAP	-	-
Clearance rate and disposition time for first instance criminal law cases (Q94)													
CR of Total							62%	76%	81%	92%	90%	-	(1,6)
CR of Severe cases							82%	87%	114%	135%	123%	-	(12,8)
CR of Misdemeanour cases							51%	75%	79%	89%	88%	-	(0,9)
CR of Other							NAP	NAP	NAP	NAP	NAP	-	-
DT of Total							NA	NA	NA	NA	NA	-	-
DT of Severe cases							NA	NA	NA	NA	NA	-	-
DT of Misdemeanour cases							NA	NA	NA	NA	NA	-	-
DT of Other							NAP	NAP	NAP	NAP	NAP	-	-
Second instance criminal law cases (Q98)													
098.1.1 Total - pending 1 Jan							NA	NA	NA	NA	NA	-	-
098.1.2 Severe cases - pending 1 Jan							NA	NA	404	NA	NA	-	-
098.1.3 Misdemeanour cases - pending 1 Jan							NA	NA	NA	NA	NA	-	-
098.1.4 Other - pending 1 Jan							NAP	NAP	NAP	NAP	NAP	-	-
098.2.1 Total -incoming							12 215	15 681	17 245	17 773	16 425	-	-7,6%
098.2.2 Severe cases - incoming							1 405	1 391	2 022	2 742	3 194	-	16,5%
098.2.3 Misdemeanour cases - incoming							10 810	14 290	15 190	15 031	13 231	-	-12,0%
098.2.4 Other - incoming							NAP	NAP	NAP	NAP	NAP	-	-

Ireland (2014-2024) data tables

Question	2014	2015	2016	2017	2018	2019	2020	2021	2022	2023	2024	Variations for quantitative questions	
												2014-2024	2023-2024
098.3.1 Total - resolved							13 293	15 288	17 751	17 806	18 386	-	3,3%
098.3.2 Severe cases -resolved							1 719	1 405	1 872	1 892	2 014	-	6,4%
098.3.3 Misdemeanour cases - resolved							11 574	13 883	15 851	15 914	16 372	-	2,9%
098.3.4 Other - resolved							NAP	NAP	NAP	NAP	NAP	-	-
098.4.1 Total - pending 31 Dec							NA	NA	NA	NA	NA	-	-
098.4.2 Severe cases - pending 31 Dec							NA	NA	NA	NA	NA	-	-
098.4.3 Misdemeanour cases - pending 31 Dec							NA	NA	NA	NA	NA	-	-
098.4.4 Other - pending 31 Dec							NAP	NAP	NAP	NAP	NAP	-	-
098.5.1 Total - pending more then 2 years							NA	NA	NA	NA	NA	-	-
098.5.2 Severe cases - pending more then 2 years							NA	NA	NA	NA	NA	-	-
098.5.3 Misdemeanour cases - pending more then 2 years							NA	NA	NA	NA	NA	-	-
098.5.4 Other - pending more then 2 years							NA	NA	NA	NAP	NAP	-	-
Clearance rate and disposition time for second instance criminal law cases (Q98)													
CR of Total							108,8%	97,5%	102,9%	100,2%	111,9%	-	11,73
CR of Severe cases							122,3%	101,0%	92,6%	69,0%	63,1%	-	(8,62)
CR of Misdemeanour cases							107,1%	97,2%	104,4%	105,9%	123,7%	-	16,87
CR of Other							NAP	NAP	NAP	NAP	NAP	-	-
DT of Total							NA	NA	NA	NA	NA	-	-
DT of Severe cases							NA	NA	NA	NA	NA	-	-
DT of Misdemeanour cases							NA	NA	NA	NA	NA	-	-
DT of Other							NAP	NAP	NAP	NAP	NAP	-	-

Ireland

(2014-2024) data tables

Question	2014	2015	2016	2017	2018	2019	2020	2021	2022	2023	2024	Variations for quantitative questions	
												2014-2024	2023-2024
Supreme courts' criminal law cases (Q100)													
100.1.1 Total - pending 1 Jan							25	26	16	15	NA	-	-
100.1.2 Severe cases - pending 1 Jan							25	26	16	15	NA	-	-
100.1.3 Misdemeanour cases - pending 1 Jan							NAP	NAP	NAP	NAP	NAP	-	-
100.1.4 Other - pending 1 Jan							NAP	NAP	NAP	NAP	NAP	-	-
100.2.1 Total -incoming							33	35	33	41	59	-	43,9%
100.2.2 Severe cases - incoming							33	35	33	41	59	-	43,9%
100.2.3 Misdemeanour cases - incoming							NAP	NAP	NAP	NAP	NAP	-	-
100.2.4 Other - incoming							NAP	NAP	NAP	NAP	NAP	-	-
100.3.1 Total - resolved							34	46	28	45	51	-	13,3%
100.3.2 Severe cases -resolved							34	46	28	45	51	-	13,3%
100.3.3 Misdemeanour cases - resolved							NAP	NAP	NAP	NAP	NAP	-	-
100.3.4 Other - resolved							NAP	NAP	NAP	NAP	NAP	-	-
100.4.1 Total - pending 31 Dec							24	15	21	16	NA	-	-
100.4.2 Severe cases - pending 31 Dec							24	15	21	16	NA	-	-
100.4.3 Misdemeanour cases - pending 31 Dec							NAP	NAP	NAP	NAP	NAP	-	-
100.4.4 Other - pending 31 Dec							NAP	NAP	NAP	NAP	NAP	-	-
100.5.1 Total - pending more then 2 years							NA	NA	NA	NA	NA	-	-
100.5.2 Severe cases - pending more then 2 years							NA	NA	NA	NA	NA	-	-
100.5.3 Misdemeanour cases - pending more then 2 years							NAP	NAP	NAP	NAP	NAP	-	-
100.5.4 Other - pending more then 2 years							NAP	NAP	NAP	NAP	NAP	-	-

Ireland

(2014-2024) data tables

Question	2014	2015	2016	2017	2018	2019	2020	2021	2022	2023	2024	Variations for quantitative questions	
												2014-2024	2023-2024
Clearance rate and disposition time for supreme courts' criminal law cases (Q100)													
CR of Total							103,0%	131,4%	84,8%	109,8%	86,4%	-	(23,32)
CR of Severe cases							103,0%	131,4%	84,8%	109,8%	86,4%	-	(23,32)
CR of Misdemeanour cases							NAP	NAP	NAP	NAP	NAP	-	-
CR of Other							NAP	NAP	NAP	NAP	NAP	-	-
DT of Total							258	119	274	130	NA	-	-
DT of Severe cases							258	119	274	130	NA	-	-
DT of Misdemeanour cases							NAP	NAP	NAP	NAP	NAP	-	-
DT of Other							NAP	NAP	NAP	NAP	NAP	-	-

Ireland (2014-2024) data tables

Question	2014	2015	2016	2017	2018	2019	2020	2021	2022	2023	2024	Variations for quantitative questions	
												2014-2024	2023-2024
Indicator 4: Public prosecution services													
(Q107, Q107-1, Q109)													
1. Pending cases on 1 Jan. ref. year								NA	NA	NA	NA	-	-
2. Incoming/received cases								12 573	11 390	11 184	11 207	-	0,2%
3. Processed cases (3.1 + 3.2 + 3.3 + 3.4)								NA	NA	NA	NA	-	-
3.1. Discontinued during the reference year (3.1.1+3.1.2+3.1.3+3.1.4.)								4 382	3 573	3 529	3 322	-	-5,9%
3.1.1 Discontinued by the public prosecutor because the offender could not be identified								87	57	39	27	-	-30,8%
3.1.2 Discontinued by the public prosecutor due to the lack of an established offence or a specific legal situation								NA	NA	NA	NA	-	-
3.1.3 Discontinued by the public prosecutor for reasons of opportunity								NA	NA	NA	NA	-	-
3.1.4 Discontinued for other reasons								4 295	3 516	NA	NA	-	-
3.2. Concluded by a penalty or a measure imposed or negotiated by the public prosecutor								NA	NA	NA	NAP	-	-
3.3. Cases brought to court								NA	NA	NA	NA	-	-
4. Pending cases on 31 Dec. ref. year								NA	NA	NA	NA	-	-
Public prosecution: Ratio of processed cases with incoming cases								NA	NA	NA	NA	-	-
Public prosecution: Ratio of pending cases with incoming cases								NA	NA	NA	NA	-	-
Number of cases concluded with the guilty plea procedure - Total								29 259	NA	NAP	NAP	-	-
Number of cases concluded with the guilty plea procedure - Total - Severe criminal cases								10 583	NA	NAP	NAP	-	-
Number of cases concluded with the guilty plea procedure - Total - Misdemeanour and / or minor criminal cases								18 676	NA	NAP	NAP	-	-

Ireland (2014-2024) data tables

Question	2014	2015	2016	2017	2018	2019	2020	2021	2022	2023	2024	Variations for quantitative questions	
												2014-2024	2023-2024
Number of cases concluded with the guilty plea procedure - Before the main trial - Total								NA	NA	NAP	NAP	-	-
Number of cases concluded with the guilty plea procedure - Before the main trial - Severe criminal cases								NA	NA	NAP	NAP	-	-
Number of cases concluded with the guilty plea procedure - Before the main trial - Misdemeanour and / or minor criminal cases								NA	NA	NAP	NAP	-	-
Number of cases concluded with the guilty plea procedure - During the main trial - Total								NA	NA	NAP	NAP	-	-
Number of cases concluded with the guilty plea procedure - During the main trial - Severe criminal cases								NA	NA	NAP	NAP	-	-
Number of cases concluded with the guilty plea procedure - During the main trial - Misdemeanour and / or minor criminal cases								NA	NA	NAP	NAP	-	-
Budget of public prosecution services (Q13)													
Total approved annual public budget allocated to the public prosecution services in €	37 813 000 €	37 834 000 €	38 886 000 €	41 094 000 €	43 502 000 €	43 502 000 €	44 813 000 €	44 704 000 €	51 277 000 €	59 818 000 €	65 946 000 €	74,4%	10,24%
Total implemented annual public budget allocated to the public prosecution services in €	37 675 000 €	37 622 987 €	38 626 000 €	40 094 000 €	42 582 000 €	42 582 000 €	44 248 000 €	44 472 000 €	50 047 000 €	58 546 000 €	65 215 000 €	73,1%	11,39%
Approved annual public budget allocated to training of public prosecution services in € (included in the total)	-	-	-	-	314 000 €	314 000 €	213 000 €	207 000 €	213 000 €	213 000 €	287 000 €	-	34,74%
Implemented annual public budget allocated to training of public prosecution services in € (included in the total)	-	-	-	-	314 000 €	314 000 €	201 194 €	205 396 €	216 617 €	297 125 €	349 524 €	-	17,64%

Ireland (2014-2024) data tables

Question	2014	2015	2016	2017	2018	2019	2020	2021	2022	2023	2024	Variations for quantitative questions	
												2014-2024	2023-2024
Indicator 5: Access to justice													
System for compensating users													
(Q37)													
Number of requests for compensation													
037.1.1 Total								NA	NA	NA	NA	-	-
037.1.2 Excessive length of proceedings								NA	NA	NA	NA	-	-
037.1.3 Non-execution of court decisions								NA	NA	NA	NA	-	-
037.1.4 Wrongful arrest/detention								NA	NA	NA	NA	-	-
037.1.5 Wrongful conviction								NA	NA	NA	NA	-	-
037.1.6 Other								NAP	NAP	NAP	NAP	-	-
Number of compensations granted													
037.2.1 Total								NA	NA	NA	NA	-	-
037.2.2 Excessive length of proceedings								NA	NA	NA	NA	-	-
037.2.3 Non-execution of court decisions								NA	NA	NA	NA	-	-
037.2.4 Wrongful arrest/detention								NA	NA	NA	NA	-	-
037.2.5 Wrongful conviction								NA	NA	NA	NA	-	-
037.2.6 Other								NAP	NAP	NAP	NAP	-	-
Amount of compensations granted (in €)													
037.3.1 Total								NA	NA	NA	NA	-	-
037.3.2 Excessive length of proceedings								NA	NA	NA	NA	-	-
037.3.3 Non-execution of court decisions								NA	NA	NA	NA	-	-
037.3.4 Wrongful arrest/detention								NA	NA	NA	NA	-	-
037.3.5 Wrongful conviction								NA	NA	NA	NA	-	-
037.3.6 Other								NAP	NAP	NAP	NAP	-	-

Ireland (2014-2024) data tables

Question	2014	2015	2016	2017	2018	2019	2020	2021	2022	2023	2024	Variations for quantitative questions	
												2014-2024	2023-2024
Indicator 6: The ICT tools of courts and for court users													
(Q62-23, Q62-24, Q62-25, Q62-26)													
Writing assistance tools													
062-23.1.1.1 Deployment rate in civil and/or commercial matter									50-75 %	50-75 %	50-75 %		
062-23.1.2.1 Usage rate in civil and/or commercial matter									50-75 %	50-75 %	50-75 %		
062-23.1.3.1 Deployment rate in administrative matter									NA	50-75 %	50-75 %		
062-23.2.1.1 Usage rate in administrative matter									NA	50-75 %	50-75 %		
062-23.2.2.1 Deployment rate in criminal matter									50-75 %	50-75 %	50-75 %		
062-23.2.3.1 Usage rate in criminal matter									25-50 %	50-75 %	50-75 %		
Features of the writing assistance tools													
Civil and/or commercial matter													
062-24.1.1.1 Templates									True	True	True		
062-24.1.1.2 Automatically generated text									False	False	False		
062-24.1.1.3 Automatically suggested decision									False	False	False		
062-24.1.1.4 Speech-to-text									False	False	False		
062-24.1.1.5 Electronic signature									False	False	False		
062-24.1.1.6 Other special functionality									False	False	False		

Ireland

(2014-2024) data tables

Question	2014	2015	2016	2017	2018	2019	2020	2021	2022	2023	2024	Variations for quantitative questions	
												2014-2024	2023-2024
Administrative matter													
062-24.1.2.1 Templates									NA	NA	True		
062-24.1.2.2 Automatically generated text									NA	NA	False		
062-24.1.2.3 Automatically suggested decision									NA	NA	False		
062-24.1.2.4 Speech-to-text									NA	NA	False		
062-24.1.2.5 Electronic signature									NA	NA	False		
062-24.1.2.6 Other special functionality									NA	NA	False		
Criminal matter													
062-24.1.3.1 Templates									True	True	True		
062-24.1.3.2 Automatically generated text									False	False	False		
062-24.1.3.3 Automatically suggested decision									False	False	False		
062-24.1.3.4 Speech-to-text									False	False	False		
062-24.1.3.5 Electronic signature									False	False	False		
062-24.1.3.6 Other special functionality									False	False	False		
Recording of court hearings													
062-25.1.1.1 Deployment rate in civil and/or commercial matter									95-100 %	95-100 %	95-100 %		
062-25.1.2.1 Usage rate in civil and/or commercial matter									95-100 %	95-100 %	95-100 %		
062-25.1.3.1 Deployment rate in administrative matter									NA	95-100 %	95-100 %		
062-25.2.1.1 Usage rate in administrative matter									NA	95-100 %	95-100 %		
062-25.2.2.1 Deployment rate in criminal matter									95-100 %	95-100 %	95-100 %		
062-25.2.3.1 Usage rate in criminal matter									95-100 %	95-100 %	95-100 %		

Ireland

(2014-2024) data tables

Question	2014	2015	2016	2017	2018	2019	2020	2021	2022	2023	2024	Variations for quantitative questions	
												2014-2024	2023-2024
Features of the recording of court hearings													
Civil and/or commercial matter													
062-26.1.1.1 Audio recording									True	True	True		
062-26.1.1.2 Video recording									False	False	False		
062-26.1.1.3 Systematic recording for all hearings									False	False	False		
062-26.1.1.4 Automatically indexed recording									False	False	False		
062-26.1.1.5 Automatic transcript from recording									False	False	False		
062-26.1.1.6 Possibility to request a copy of the recording									True	True	True		
062-26.1.1.7 Other special functionality							-	-	False	False	False		
Administrative matter													
062-26.1.2.1 Audio recording									NA	NA	True		
062-26.1.2.2 Video recording									NA	NA	False		
062-26.1.2.3 Systematic recording for all hearings									NA	NA	False		
062-26.1.2.4 Automatically indexed recording									NA	NA	False		
062-26.1.2.5 Automatic transcript from recording									NA	NA	False		
062-26.1.2.6 Possibility to request a copy of the recording									NA	NA	True		
062-26.1.2.7 Other special functionality							-	-	NA	NA	False		

Ireland (2014-2024) data tables

Question	2014	2015	2016	2017	2018	2019	2020	2021	2022	2023	2024	Variations for quantitative questions	
												2014-2024	2023-2024
Criminal matter													
062-26.1.3.1 Audio recording									True	True	True		
062-26.1.3.2 Video recording									False	False	False		
062-26.1.3.3 Systematic recording for all hearings									False	False	False		
062-26.1.3.4 Automatically indexed recording									False	False	False		
062-26.1.3.5 Automatic transcript from recording									False	False	False		
062-26.1.3.6 Possibility to request a copy of the recording									True	True	True		
062-26.1.3.7 Other special functionality									False	False	False		
Indicator 7: Professionals of justice													
(Q46, Q46-2, Q52, Q52-1, Q55, Q60, Q4, Q132, Q133, Q144, Q145, Q146)													
46.1.1 Total Number of professional judges	160	159	162	160	160	167	163	170	171	196	195	21,9%	-0,5%
46.1.2 Number of 1st inst professional judges	140	140	143	142	142	143	138	145	146	168	167	19,3%	-0,6%
46.1.3 Number of 2nd inst professional judges	10	9	10	10	10	16	16	17	16	18	19	90,0%	5,6%
46.1.4 Number of Supreme court professional judges	10	10	9	8	8	9	9	8	9	10	9	-10,0%	-10,0%
46.2.1 Number of professional judges_males	108	105	105	101	98	104	99	99	98	112	110	1,9%	-1,8%
46.2.2 Number of 1st instance professional judges_males	93	92	92	88	88	90	85	85	85	97	94	1,1%	-3,1%
46.2.3 Number of 2nd instance professional judges_males	8	7	8	8	5	8	8	9	7	9	10	25,0%	11,1%
46.2.4 Number of Supreme court professional judges_males	7	6	5	5	5	6	6	5	6	6	6	-14,3%	0,0%
46.3.1 Number of professional judges_females	52	54	57	59	62	63	64	71	73	84	85	63,5%	1,2%
46.3.2 Number of 1st inst professional judges_females	47	48	51	54	54	51	53	60	61	71	73	55,3%	2,8%
46.3.3 Number of 2nd inst professional judges_females	2	2	2	2	5	8	8	8	9	9	9	350,0%	0,0%
46.3.4 Number of Supreme court professional judges_females	3	4	4	3	3	3	3	3	3	4	3	0,0%	-25,0%

Ireland (2014-2024) data tables

Question	2014	2015	2016	2017	2018	2019	2020	2021	2022	2023	2024	Variations for quantitative questions	
												2014-2024	2023-2024
046-2.1.1 Number of professional judges (FTE) - Total							163	170	171	196	195	-	-0,5%
046-2.1.2 Professional judges of first instance (FTE) - Total							138	145	146	168	167	-	-0,6%
046-2.1.3 Professional judges of second instance (FTE) - Total							16	17	16	18	19	-	5,6%
046-2.1.4 Professional judges of supreme court (FTE) - Total							9	8	9	10	9	-	-10,0%
046-2.2.1 Number of professional judges (FTE) - Civil and commercial							NA	NA	NA	NA	NA	-	-
046-2.2.2 Professional judges of first instance (FTE) - Civil and commercial							NA	NA	NA	NA	NA	-	-
046-2.2.3 Professional judges of second instance (FTE) - Civil and commercial							NA	NA	NA	NA	NA	-	-
046-2.2.4 Professional judges of supreme court (FTE) - Civil and commercial							NA	NA	NA	NA	NA	-	-
046-2.3.1 Number of professional judges (FTE) - Criminal							NA	NA	NA	NA	NA	-	-
046-2.3.2 Professional judges of first instance (FTE) - Criminal							NA	NA	NA	NA	NA	-	-
046-2.3.3 Professional judges of second instance (FTE) - Criminal							NA	NA	NA	NA	NA	-	-
046-2.3.4 Professional judges of supreme court (FTE) - Criminal							NA	NA	NA	NA	NA	-	-
046-2.4.1 Number of professional judges (FTE) - Administrative							NAP	NAP	NAP	NAP	NAP	-	-
046-2.4.2 Professional judges of first instance (FTE) - Administrative							NAP	NAP	NAP	NAP	NAP	-	-
046-2.4.3 Professional judges of second instance (FTE) - Administrative							NAP	NAP	NAP	NAP	NAP	-	-
046-2.4.4 Professional judges of supreme court (FTE) - Administrative							NAP	NAP	NAP	NAP	NAP	-	-
046-2.5.1 Number of professional judges (FTE) - Other							NAP	NAP	NAP	NAP	NAP	-	-
046-2.5.2 Professional judges of first instance (FTE) - Other							NAP	NAP	NAP	NAP	NAP	-	-
046-2.5.3 Professional judges of second instance (FTE) - Other							NAP	NAP	NAP	NAP	NAP	-	-
046-2.5.4 Professional judges of supreme court (FTE) - Other							NAP	NAP	NAP	NAP	NAP	-	-

Ireland (2014-2024) data tables

Question	2014	2015	2016	2017	2018	2019	2020	2021	2022	2023	2024	Variations for quantitative questions	
												2014-2024	2023-2024
52.1.1 Total Number of non judge staff who are working in courts	927	942	975	1 023	1 049	1 080	1 089	1 145	1 253	1 294	1 299	40,1%	0,4%
52.1.2 Number of Non judge staff (Rechtspfleger)	24	25	23	25	25	25	25	23	24	24	23	-4,2%	-4,2%
52.1.3 Number of Non-judge staff assisting the judges	771	775	790	830	849	865	816	892	974	1 010	1 034	34,1%	2,4%
52.1.4 Number of Staff in charge of administrative tasks	131	141	161	167	173	189	247	196	129	122	130	-0,8%	6,6%
52.1.5 Number of Technical staff	1	1	1	1	1	1	1	-	50	59	66	6500,0%	11,9%
52.1.6 Number of Other non judge staff	NAP	NAP	NAP	NAP	NAP	NAP	NAP	34	76	79	46	-	-41,8%
52.2.1 Total Number of non judge staff who are working in courts(men)	361	362	374	409	420	395	438	457	497	498	483	33,8%	-3,0%
52.2.2 Number of Non judge staff (Rechtspfleger)(men)	12	12	12	14	14	13	14	14	12	11	11	-8,3%	0,0%
52.2.3 Number of Non-judge staff assisting the judges(men)	282	272	268	313	318	291	302	298	331	332	346	22,7%	4,2%
52.2.4 Number of Staff in charge of administrative tasks(men)	66	77	93	81	88	90	121	117	54	44	44	-33,3%	0,0%
52.2.5 Number of Technical staff(men)	1	1	1	1	1	1	1	-	31	39	42	4100,0%	7,7%
52.2.6 Number of Other non judge staff(men)	NAP	NAP	NAP	NAP	NAP	NAP	NAP	28	69	72	40	-	-44,4%
52.3.1 Total Number of non judge staff who are working in courts(women)	566	580	601	614	629	685	651	688	756	796	816	44,2%	2,5%
52.3.2 Number of Non judge staff (Rechtspfleger)(women)	12	13	11	11	11	12	11	9	12	13	12	0,0%	-7,7%
52.3.3 Number of Non-judge staff assisting the judges(women)	489	503	522	517	531	574	514	594	643	678	688	40,7%	1,5%
52.3.4 Number of Staff in charge of administrative tasks(women)	65	64	68	86	85	99	126	79	75	78	86	32,3%	10,3%
52.3.5 Number of Technical staff(women)	-	-	-	-	-	-	-	-	19	20	24	-	20,0%
52.3.6 Number of Other non judge staff(women)	NAP	NAP	NAP	NAP	NAP	NAP	NAP	6	7	7	6	-	-14,3%

Ireland (2014-2024) data tables

Question	2014	2015	2016	2017	2018	2019	2020	2021	2022	2023	2024	Variations for quantitative questions	
												2014-2024	2023-2024
052-1.1.1 Non-judge staff (Total)								1 145	1 253	1 294	1 299	-	0,4%
052-1.1.2 Non-judge staff at first instance (total)								1 117	1 230	1 272	1 277	-	0,4%
052-1.1.3 Non-judge staff at second instance (total)								14	14	14	13	-	-7,1%
052-1.1.4 Non-judge staff at Supreme court (total)								14	9	8	9	-	12,5%
052-1.2.1 Non-judge staff (Males)								457	497	498	483	-	-3,0%
052-1.2.2 Non-judge staff at first instance (males)								443	484	483	472	-	-2,3%
052-1.2.3 Non-judge staff at second instance (males)								9	10	10	7	-	-30,0%
052-1.2.4 Non-judge staff at Supreme court (males)								5	3	5	4	-	-20,0%
052-1.3.1 Non-judge staff (females)								688	756	796	816	-	2,5%
052-1.3.2 Non-judge staff at first instance (females)								674	746	789	805	-	2,0%
052-1.3.3 Non-judge staff at second instance (females)								5	4	4	6	-	50,0%
052-1.3.4 Non-judge staff at supreme court (females)								9	6	3	5	-	66,7%
055.1.1 Prosecutors (total)								123	137	156	157	-	0,6%
055.1.2 Prosecutors (1st inst.)								NAP	NAP	NAP	NAP	-	-
055.1.3 Prosecutors (2nd inst.)								NAP	NAP	NAP	NAP	-	-
055.1.4 Prosecutors (Highest instance)								NAP	NAP	NAP	NAP	-	-
055.2.1 Prosecutors - Males -total								46	49	55	52	-	-5,5%
055.2.2 Prosecutors - Males, 1st inst.								NAP	NAP	NAP	NAP	-	-
055.2.3 Prosecutors - Males, 2nd inst.								NAP	NAP	NAP	NAP	-	-
055.2.4 Prosecutors - Males, Supreme courts								NAP	NAP	NAP	NAP	-	-
055.3.1 Prosecutors - Females, Total								77	88	101	105	-	4,0%
055.3.2 Prosecutors - Females, 1st inst.								NAP	NAP	NAP	NAP	-	-
055.3.3 Prosecutors - Females, 2nd inst.								NAP	NAP	NAP	NAP	-	-
055.3.4 Prosecutors - Females, Supreme courts								NAP	NAP	NAP	NAP	-	-
057 Other with similar duties as public prsecutors											True	-	-

Ireland (2014-2024) data tables

Question	2014	2015	2016	2017	2018	2019	2020	2021	2022	2023	2024	Variations for quantitative questions	
												2014-2024	2023-2024
056.1.1 Heads of prosecution (total)										1	1	-	0,0%
056.1.2 Heads of prosecution (1st inst.)									NAP	NAP	NAP	-	-
056.1.3 Heads of prosecution (2nd inst.)									NAP	NAP	NAP	-	-
056.1.4 Heads of prosecution (Highest instance)									NAP	NAP	NAP	-	-
056.2.1 Heads of prosecution - Males -total									0	0	0	-	-
056.2.2 Heads of prosecution - Males, 1st inst.									NAP	NAP	NAP	-	-
056.2.3 Heads of prosecution - Males, 2nd inst.									NAP	NAP	NAP	-	-
056.2.4 Heads of prosecution - Males, Supreme courts									NAP	NAP	NAP	-	-
056.3.1 Heads of prosecution - Females, Total									1	1	1	-	0,0%
056.3.2 Heads of prosecution - Females, 1st inst.									NAP	NAP	NAP	-	-
056.3.3 Heads of prosecution - Females, 2nd inst.									NAP	NAP	NAP	-	-
056.3.4 Heads of prosecution - Females, Supreme courts									NAP	NAP	NAP	-	-
060.1.1 Number of non-prosecutor staff Total							90	103	99	119	127	-	6,7%
060.2.1 Number of non-prosecutor staff Males							32	NA	36	41	49	-	19,5%
060.3.1 Number of non-prosecutor staff Females							58	NA	63	78	80	-	2,6%

Ireland

(2014-2024) data tables

Question	2014	2015	2016	2017	2018	2019	2020	2021	2022	2023	2024	Variations for quantitative questions	
												2014-2024	2023-2024
004 Annual average salary in the country							40 283 €	44 912 €	45 859 €	47 725 €	50 369 €	-	5,5%
132.1.1 Gross annual salary, in € - Professional judge at the beginning of career							129 704 €	130 197 €	139 917 €	144 856 €	151 092 €	-	4,3%
132.1.2 Gross annual salary, in € - Judge of the Supreme Court							208 854 €	208 145 €	257 872 €	266 974 €	278 468 €	-	4,3%
132.1.3 Gross annual salary, in € - Public prosecutor at the beginning of career							33 370 €	33 370 €	36 450 €	37 200 €	40 208 €	-	8,1%
132.1.4 Gross annual salary, in € - Public prosecutor of the Supreme Court or the Highest Appellate Instance							NAP	NAP	NA	NAP	254 088 €	-	-
132.2.1 Net annual salary, in € - Professional judge at the beginning of career							NA	NA	NA	NA	NA	-	-
132.2.2 Net annual salary, in € - Judge of the Supreme Court							NA	NA	NA	NA	NA	-	-
132.2.3 Net annual salary, in € - Public prosecutor at the beginning of career							NA	NA	NA	NA	NA	-	-
132.2.4 Net annual salary, in € - Public prosecutor of the Supreme Court or the Highest Appellate Instance							NAP	NAP	NA	NAP	NA	-	-
133.1.1.1 - Additional benefits for judges - Reduced taxation							False	False	False	False	False		
133.1.2.1 - Additional benefits for judges - Special pension							False	False	False	False	False		
133.1.3.1 - Additional benefits for judges - Housing							False	False	False	False	False		
133.1.4.1 - Additional benefits for judges - Other financial benefit							False	False	True	True	True		
133.2.1.1 - Additional benefits for prosecutors - Reduced taxation							False	False	False	False	False		
133.2.2.1 - Additional benefits for prosecutors - Special pension							False	False	False	False	False		
133.2.3.1 - Additional benefits for prosecutors - Housing							False	False	False	False	False		
133.2.4.1 - Additional benefits for prosecutors - Other financial benefit							False	False	False	False	False		

Ireland

(2014-2024) data tables

Question	2014	2015	2016	2017	2018	2019	2020	2021	2022	2023	2024	Variations for quantitative questions	
												2014-2024	2023-2024
Lawyers													
(Q146, Q147, Q148)													
146.1.1 Total number of lawyers practising	11 588	11 907	12 237	12 588	13 142	14 816	14 054	13 434	14 177	14 054	14 357	23,9%	2,2%
146.2.1 Practicing lawyers - man					6 654	7 558	7 119	6 673	6 975	6 893	6 984	-	1,3%
146.3.1 Practicing lawyers - woman					6 488	7 258	6 911	6 735	7 167	7 124	7 332	-	2,9%
147 Does this figure include "legal advisors" who cannot represent their clients in court (for example, some solicitors or in-house counsellors)?				False	False	False	False	False	False	False	False	-	-
148 Number of legal advisors who cannot represent their clients in court:				NA	NA	NA	NA	NA	NAP	NAP	NAP	-	-
Indicator 8: Mediators and notaries													
(Q166, Q157)													
166 Number of accredited or registered mediators who practice judicial mediation:	NA	NA	NA	NA	NA	NA	NA	NA	NA	NA	NA	-	-
166.2.1 Mediators - male					NA	NA	NA	NA	NA	NA	NA	-	-
166.3.1 Mediators - female					NA	NA	NA	NA	NA	NA	NA	-	-

Ireland

(2014-2024) data tables

Question	2014	2015	2016	2017	2018	2019	2020	2021	2022	2023	2024	Variations for quantitative questions	
												2014-2024	2023-2024
192.1.1 Number of notaries									381	388	391	-	0,8%
192.1.2 Private professionals (without control from public authorities)									NAP	NAP	NAP	-	-
192.1.3 Holders of public offices appointed by the State									381	388	391	-	0,8%
192.1.4 Civil servants (paid by the State)									NAP	NAP	NAP	-	-
192.1.5 Other									NAP	NAP	NAP	-	-
192.2.1 Number of notaries- male									283	286	286	-	0,0%
192.2.2 Private professionals (without control from public authorities)- male									NAP	NAP	NAP	-	-
192.2.3 Holders of public offices appointed by the State- male									283	286	286	-	0,0%
192.2.4 Civil servants (paid by the State)- male									NAP	NAP	NAP	-	-
192.2.5 Other- male									NAP	NAP	NAP	-	-
192.3.1 Number of notaries- female									98	102	105	-	2,9%
192.3.2 Private professionals (without control from public authorities)- female									NAP	NAP	NAP	-	-
192.3.3 Holders of public offices appointed by the State- female									98	102	105	-	2,9%
192.3.4 Civil servants (paid by the State)- female									NAP	NAP	NAP	-	-
192.3.5 Other- female									NAP	NAP	NAP	-	-

Key: Variation of more than (+ -) 30%