

Judiciary at a glance in Ireland

(2021 data)

General data

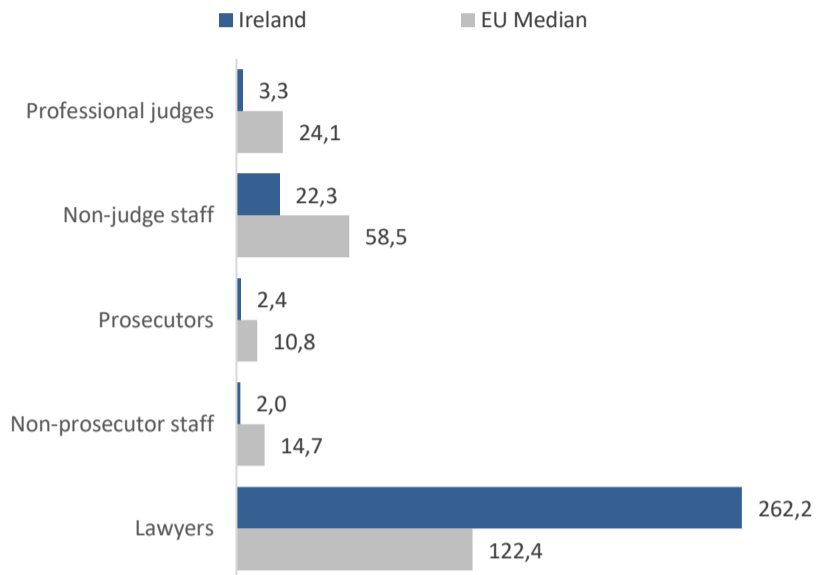
Population: 5 123 536

GDP per capita: 85 061 €

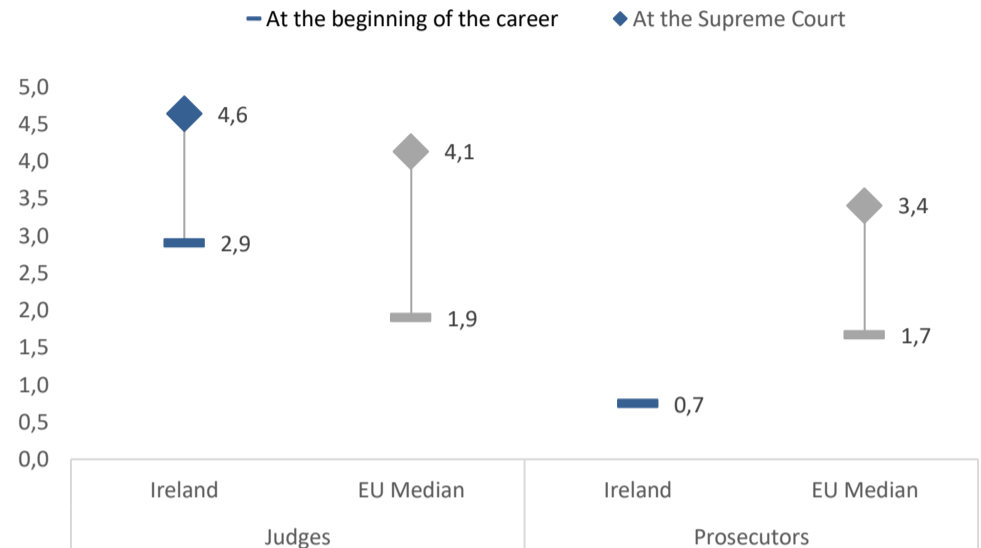
Average annual salary: 44 912 €

Professionals

Judicial professionals per 100 000 inhabitants

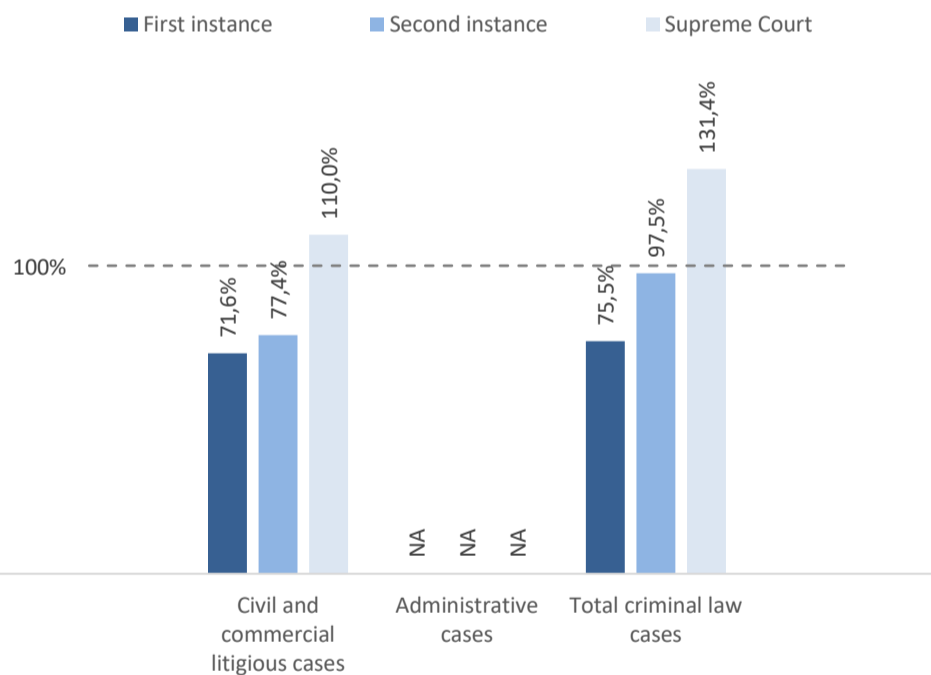


Gross salaries of judges and prosecutors vs average annual salary in 2021

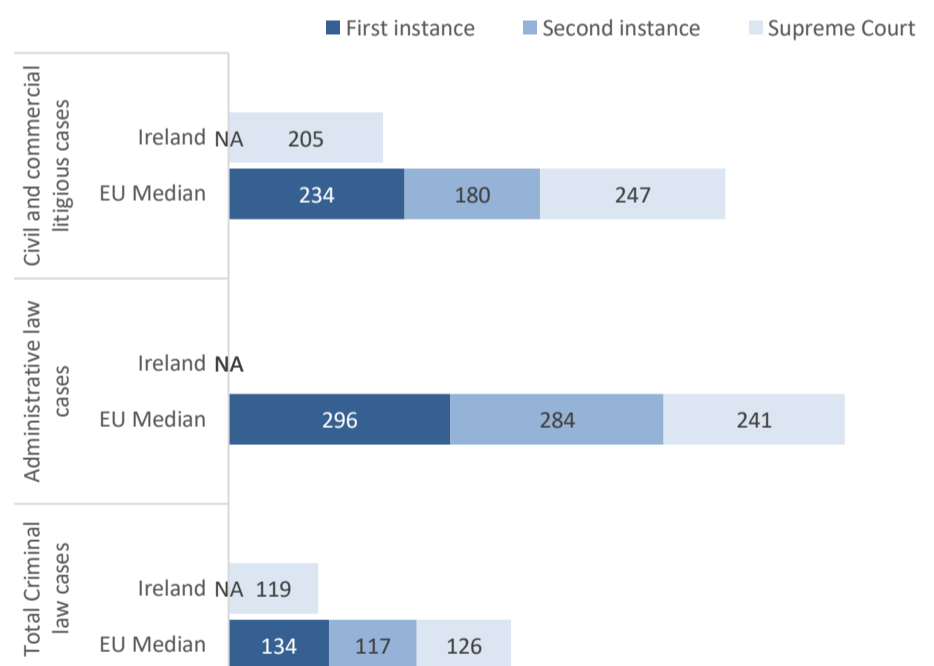


Efficiency

Clearance Rate by instance and by matter in 2021 (%)

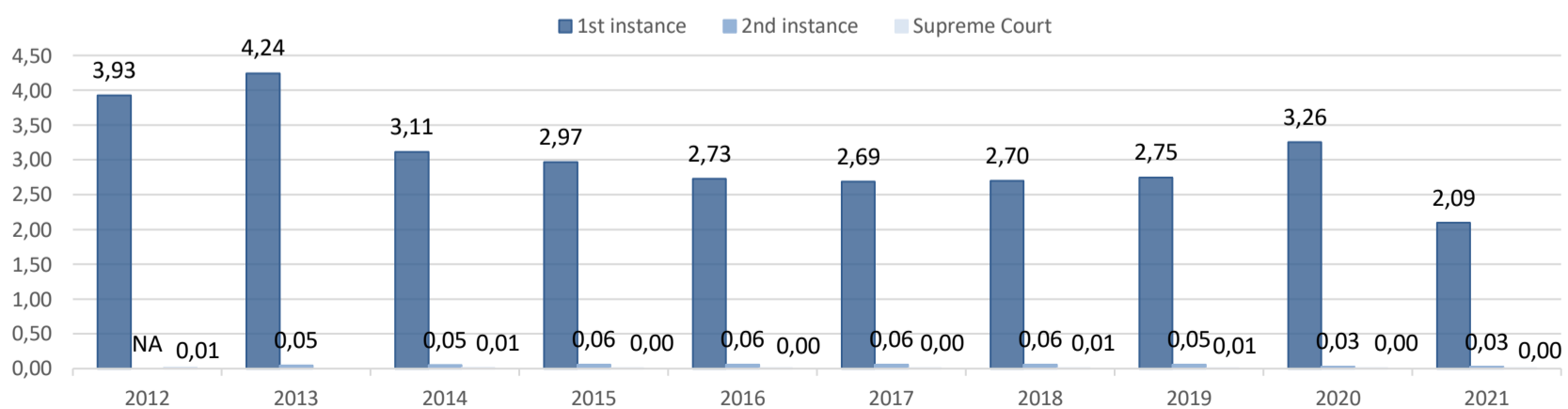


Disposition Time by instance and by matter in 2021 (days)



Incoming cases per 100 inhabitants

Incoming Civil (and commercial) litigious cases per 100 inhabitants*



* Please note that there is no data for the Supreme Court cases for 2013.

Synthesis table for the main indicators for:

Ireland

Economic and demographic data	2012	2013	2014	2015	2016	2017	2018	2019	2020	2021	Trend 2012-2021	Variations	
												2012-2021	2020-2021
Population	4 591 087	4 602 029	4 625 885	4 664 156	4 673 700	4 792 500	4 857 000	4 921 500	4 977 400	5 123 536		11,6%	2,9%
GDP per capita	37 675	38 055	41 011	55 187	58 961	61 369	66 716	72 346	74 912	85 061		125,8%	13,5%
Exchange rate (local currency needed to obtain 1€)	NAP	NAP	NAP	NAP	NAP	NAP	NAP	NAP	NAP	NAP		NAP	NAP
Average annual salary	33 358		35 768		36 919		38 871	40 283	40 283	44 912		34,6%	11,5%

Resources	2012	2013	2014	2015	2016	2017	2018	2019	2020	2021	Trends 2012-2021	2012-2021	2020-2021
Professional judges per 100 000 inhab.	3,1	3,2	3,5	3,4	3,5	3,3	3,3	3,4	3,3	3,3		5,8%	1,3%
Non-judge staff per 100 000 inhab.	20,6	20,1	20,0	20,2	20,9	21,3	21,6	21,9	21,9	22,3		8,6%	2,1%
Public prosecutors per 100 000 inhabitants									2,6	2,4			-6,6%
Non-prosecutors staff per 100 000 inhab.									1,8	2,0			11,2%
Lawyers per 100 000 inh.	240,8	243,7	250,5	255,3	261,8	262,7	270,6	301,0	282,4	262,2		8,9%	-7,1%
Mediators	0,8	NA	NA	NA	NA	NA	NA	NA	NA	NA		NA	NA

First instance incoming cases per 100 inhab.	2012	2013	2014	2015	2016	2017	2018	2019	2020	2021	Trends 2012-2021	2012-2021	2020-2021
Civil and commercial litigious cases	3,927	4,244	3,113	2,970	2,726	2,688	2,700	2,747	3,256	2,095		-46,7%	-35,7%
Administrative law cases	NAP	NAP	NAP	NAP	NAP	NAP	NAP	NAP	NA	NA		NAP	NA
Total criminal law cases									7,244	7,329			1,2%

First instance performance indicators (Clearance Rate)	2012	2013	2014	2015	2016	2017	2018	2019	2020	2021	Trends 2012-2021	2012-2021 (percentage points)	2020-2021 (percentage points)
CR civil and commercial litigious cases	NA	NA	56%	63%	59%	73%	63%	63%	60%	72%		NA	11,32
CR administrative law cases	NAP	NAP	NAP	NAP	NAP	NAP	NAP	NAP	NA	NA		NAP	NA
CR total criminal law cases									62%	76%			13,40

First instance performance indicators (Disposition Time)	2012	2013	2014	2015	2016	2017	2018	2019	2020	2021	Trends 2012-2021	2012-2021	2020-2021
DT civil and commercial litigious cases (days)	NA	NA	NA	NA	NA	NA	NA	NA	NA	NA		NA	NA
DT administrative law cases (days)	NAP	NAP	NAP	NAP	NAP	NAP	NAP	NAP	NA	NA		NAP	NA
DT total criminal law cases (days)									NA	NA			NA

First instance pending cases per 100 inhab. on 31 dec.	2012	2013	2014	2015	2016	2017	2018	2019	2020	2021	Trends 2012-2021	2012-2021	2020-2021
Civil and commercial litigious cases	NA	NA	NA	NA	NA	NA	NA	NA	NA	NA		NA	NA
Administrative law cases	NAP	NAP	NAP	NAP	NAP	NAP	NAP	NAP	NA	NA		NAP	NA
Total criminal law cases									NA	NA			NA

Second instance performance indicators (Clearance Rate)	2012	2013	2014	2015	2016	2017	2018	2019	2020	2021	Trends 2012-2021	2012-2021 (percentage points)	2020-2021 (percentage points)
CR civil and commercial litigious cases			75%	84%	82%	66%	75%	93%	105%	77%			-27,23
CR administrative law cases			NAP	NAP	NAP	NAP	NAP	NAP	NA	NA			NA
CR total criminal law cases									109%	97%			-11,33

Second instance performance indicators (Disposition Time)	2012	2013	2014	2015	2016	2017	2018	2019	2020	2021	Trends 2012-2021	2012-2021	2020-2021
DT civil and commercial litigious cases (days)			NA	NA	NA	NA	NA	NA	NA	NA			NA
DT administrative law cases (days)			NAP	NAP	NAP	NAP	NAP	NAP	NA	NA			NA
DT total criminal law cases (days)									NA	NA			NA

Supreme court performance indicators (Clearance Rate)	2012	2013	2014	2015	2016	2017	2018	2019	2020	2021	Trends 2012-2021	2012-2021 (percentage points)	2020-2021 (percentage points)
CR civil and commercial litigious cases			152%	481%	190%	123%	90%	106%	114%	110%			-3,76
CR administrative law cases			NAP	NAP	NAP	NAP	NAP	NAP	NA	NA			NA
CR total criminal law cases									103%	131%			28,40

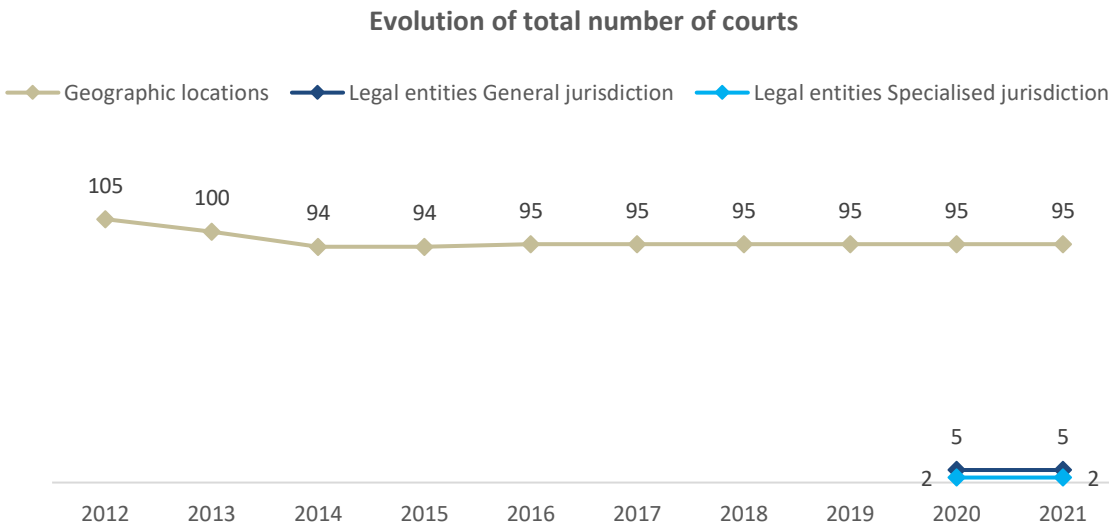
Supreme court performance indicators (Disposition Time)	2012	2013	2014	2015	2016	2017	2018	2019	2020	2021	Trends 2012-2021	2012-2021	2020-2021
DT civil and commercial litigious cases (days)			NA	NA	219	226	256	171	NA	205			NA
DT administrative law cases (days)			NAP	NAP	NAP	NAP	NAP	NAP	NA	NA			NA
DT total criminal law cases (days)									118	119			0,8%

1. Judicial organisation in Ireland (2021 data)

In Ireland, there are only three first instance courts (as legal entities) exercising general jurisdiction for the entire State (the High Court, the Circuit Court and the District Court). Each of those three courts has a single court president only, who exercises a nationwide remit for his/her court. The number of geographic locations reflects the physical location serving as seats or venues for the three jurisdictions.

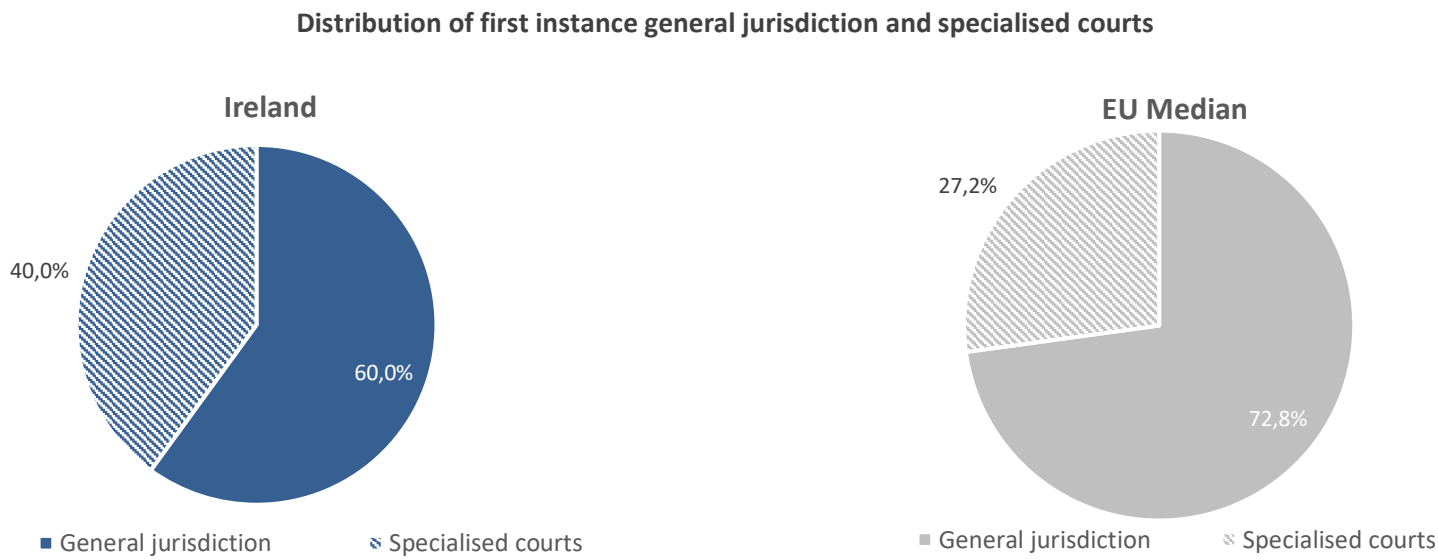
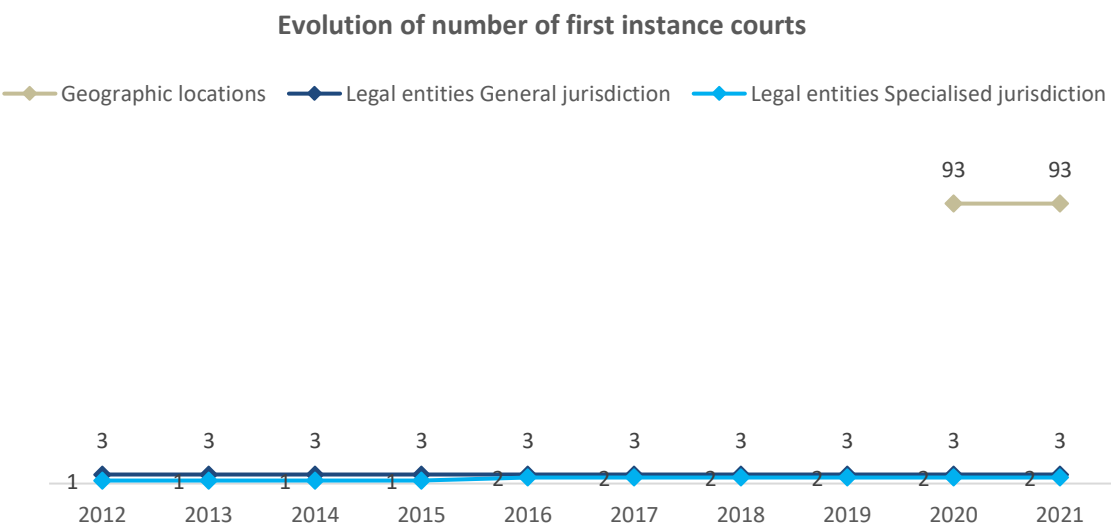
Evolution of total number of courts

Total number of courts	Geographic locations	Legal entities	
		General jurisdiction	Specialised jurisdiction
2012	105		
2013	100		
2014	94		
2015	94		
2016	95		
2017	95		
2018	95		
2019	95		
2020	95	5	2
2021	95	5	2



Evolution of number of first instance courts

First instance courts	Geographic locations	Legal entities	
		General jurisdiction	Specialised jurisdiction
2012		3	1
2013		3	1
2014		3	1
2015		3	1
2016		3	2
2017		3	2
2018		3	2
2019		3	2
2020	93	3	2
2021	93	3	2



The distribution between first instance general jurisdiction courts and first instance specialised courts is 60% - 40% which is somewhat different from the EU median (distribution tendency in EU: 73% - 27%).

Specialised Courts

Specialised courts	First instance	Higher instance
Total	2	NAP
Commercial courts (excluded insolvency courts)	NAP	NAP
Insolvency courts	NAP	NAP
Labour courts	NAP	NAP
Family courts	NAP	NAP
Rent and tenancies courts	NAP	NAP
Enforcement of criminal sanctions courts	NAP	NAP
Fight against terrorism, organised crime and corruption	2	NAP
Internet related disputes	NAP	NAP
Administrative courts	NAP	NAP
Insurance and / or social welfare courts	NAP	NAP
Military courts	NAP	NAP
Juvenile courts	NAP	NAP
Other specialised courts	NAP	NAP

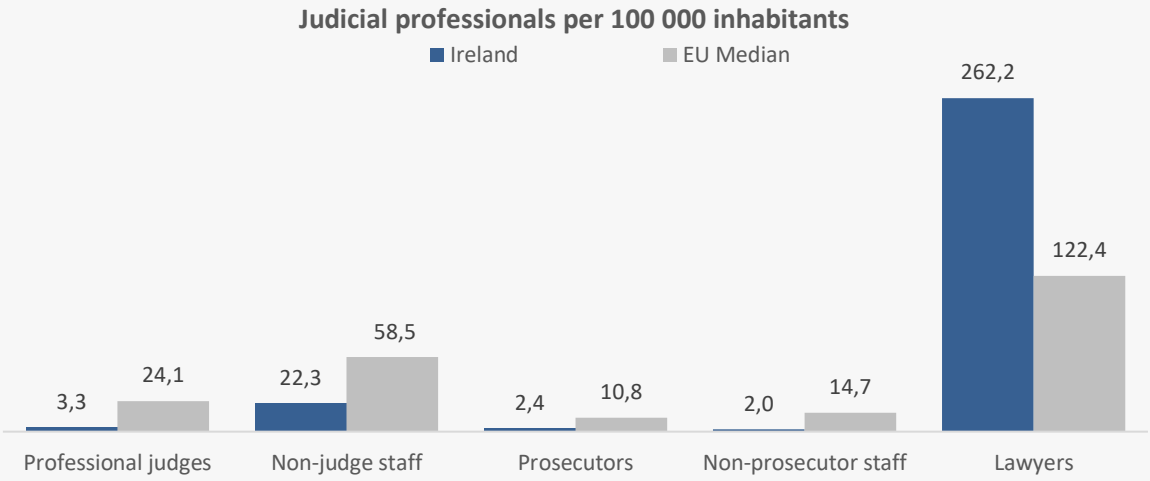
The two specialised first instance courts listed above are Special Criminal Court No. 1 and Special Criminal Court No. 2. The latter was established in October 2015 and came into operation, sitting for the first time, in 2016. In previous cycles the category "other" (1) was referring to Special Criminal Court No. 1. Other than distinctions between jurisdictional levels there is no specialisation - all judges within a court jurisdiction may be allocated to any category of case falling within the jurisdictional remit of the court concerned. Starting in 2013 a new cadre of specialist judges was created in the Circuit Court with specific jurisdiction in relation to certain types of personal insolvency remedy and certain pre-trial order making powers. Ireland has a specialist regime for the trial of commercial proceedings in the form of the Commercial List of the High Court (known as the 'Commercial Court') but, as it is not a separate legal entity, being a list within and formally a part of the High Court, it is not included as a specialist court as such.

2. Professionals of justice in Ireland (2021 data)

Judicial professionals (summary)

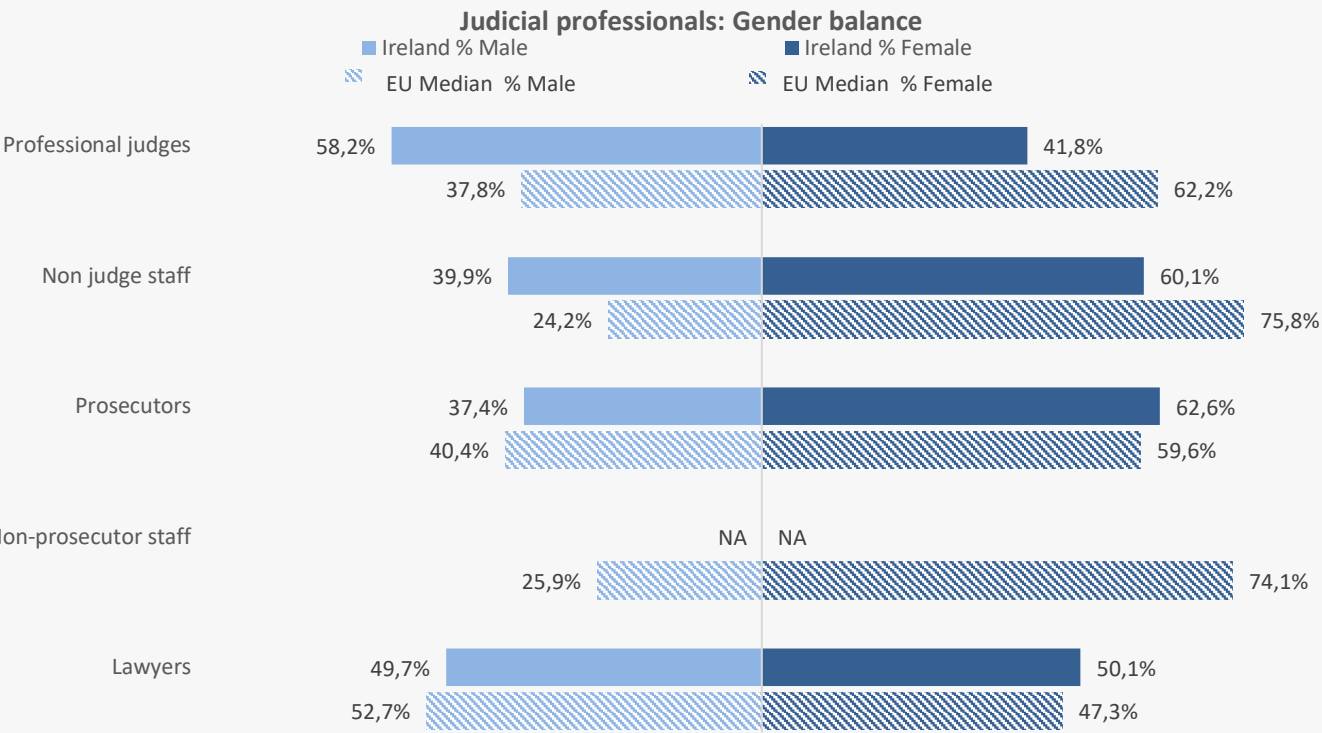
Judicial professionals in absolute number and per 100 000 inhabitants

	Absolute number	Per 100 000 inhabitants	EU Median
Professional judges	170	3,3	24,1
Non-judge staff	1 145	22,3	58,5
Prosecutors	123	2,4	10,8
Non-prosecutor staff	103	2,0	14,7
Lawyers	13 434	262,2	122,4



Judicial professionals: Gender balance

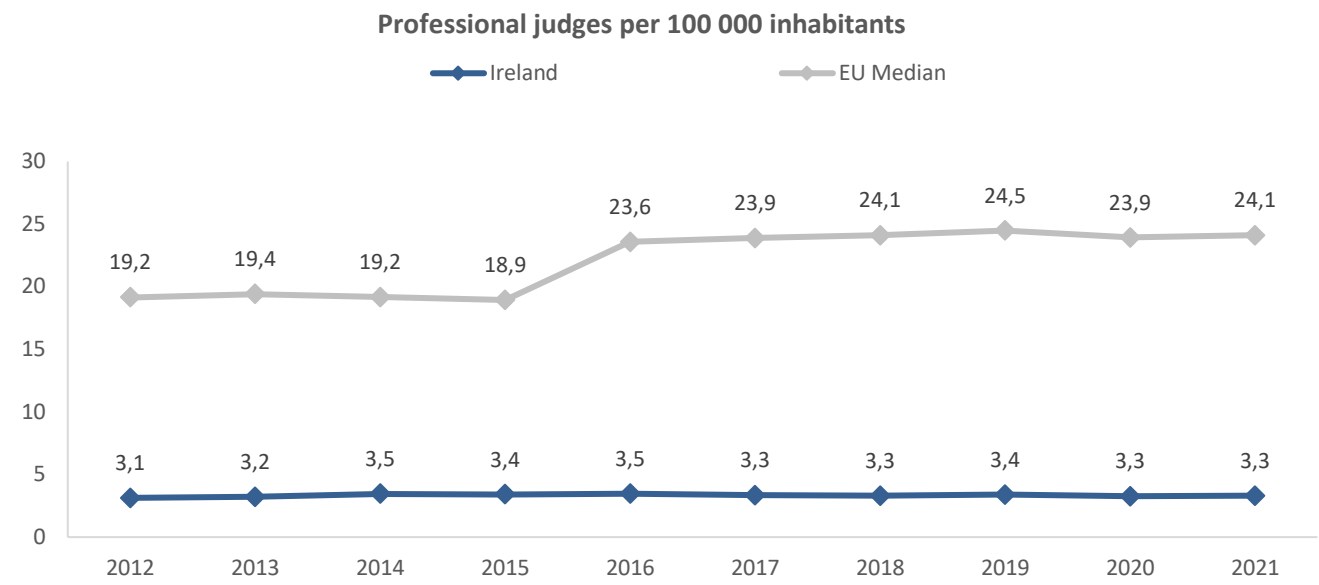
	% Male	% Female
Professional judges	58,2%	41,8%
Non judge staff	39,9%	60,1%
Prosecutors	37,4%	62,6%
Non-prosecutor staff	NA	NA
Lawyers	49,7%	50,1%



Professional judges

Evolution of the number of professional judges since 2012 (Q46)

Number of professional judges	Absolute Number	Per 100 000 inhabitants	
	Ireland	Ireland	EU Median
2012	144	3,1	19,2
2013	148	3,2	19,4
2014	160	3,5	19,2
2015	159	3,4	18,9
2016	162	3,5	23,6
2017	160	3,3	23,9
2018	160	3,3	24,1
2019	167	3,4	24,5
2020	163	3,3	23,9
2021	170	3,3	24,1



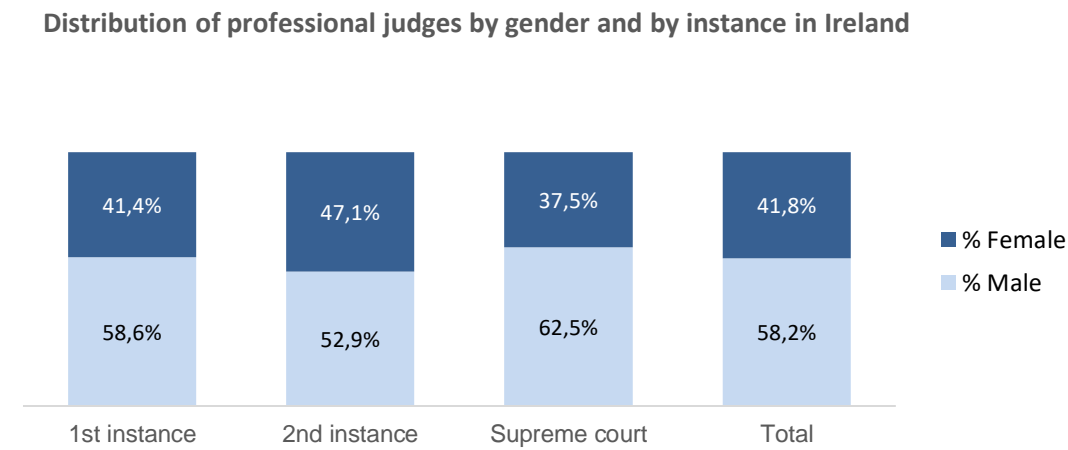
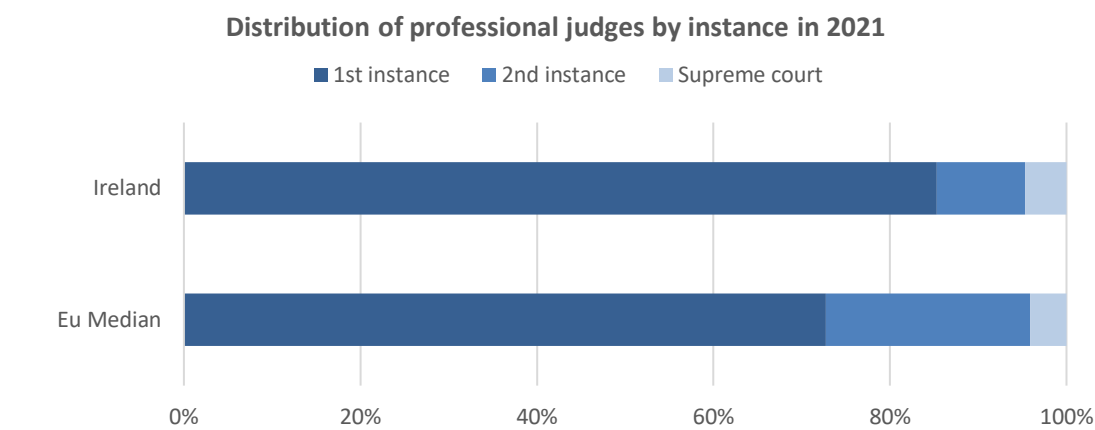
According to 2021 data, the total number of professional judges sitting in courts (all instances) in Ireland is 170, which is 4% more than in previous cycle.

More precisely, in Ireland, there are 3 professional judges per 100 000 inhabitants (this figure is below the EU median of 24 judges per 100 000 inhabitants) and about 7 non-judge staff per judge.

There is no significant difference compared with previous cycle when this ratio was at the same level of 7 non-judge staff per judge.

Absolute number of professional judges by instance and gender

Professional judges 2021	Total	Distribution by instance	Male	Female	% Male	% Female
1st instance	145	85,3%	85	60	58,6%	41,4%
2nd instance	17	10,0%	9	8	52,9%	47,1%
Supreme court	8	4,7%	5	3	62,5%	37,5%
Total	170		99	71	58,2%	41,8%



In this cycle, the total number of Female professional judges (all instances) is 71, which represents 42% of the total number of judges.

The total number of judges is distributed among the different judicial instances in the following way: 145 are sitting in first instance courts (of which 60 are Female); 17 are sitting in second instance courts (of which 8 are Female) and 8 are sitting in Supreme Court (of which 3 are Female).

Compared with the EU distribution of professional judges per instance, Ireland shows a larger percentage of judges in the first instance courts (85,3% compared with 72.7%), and significantly lower number of second instance judges (10% compared to 23.1%). The percentage of judges at the Supreme court level is slightly higher than EU median (4,7% compared to 4.1%).

As regards the distribution male/Female, it has to be specified that female judges represent minority in all three instances with the lowest percent in the highest instance (37,5%).

Absolute number of professional judges by instance and matter

Professional judges 2021	Total	Civil and commercial	Criminal	Administrative	Other
1st instance	145	NA	NA	NAP	NAP
2nd instance	17	NA	NA	NAP	NAP
Supreme court	8	NA	NA	NAP	NAP
Total	170	NA	NA	NAP	NAP

In Ireland, the distribution of judges by categories of cases is possible for some categories only as presented in the graph below.

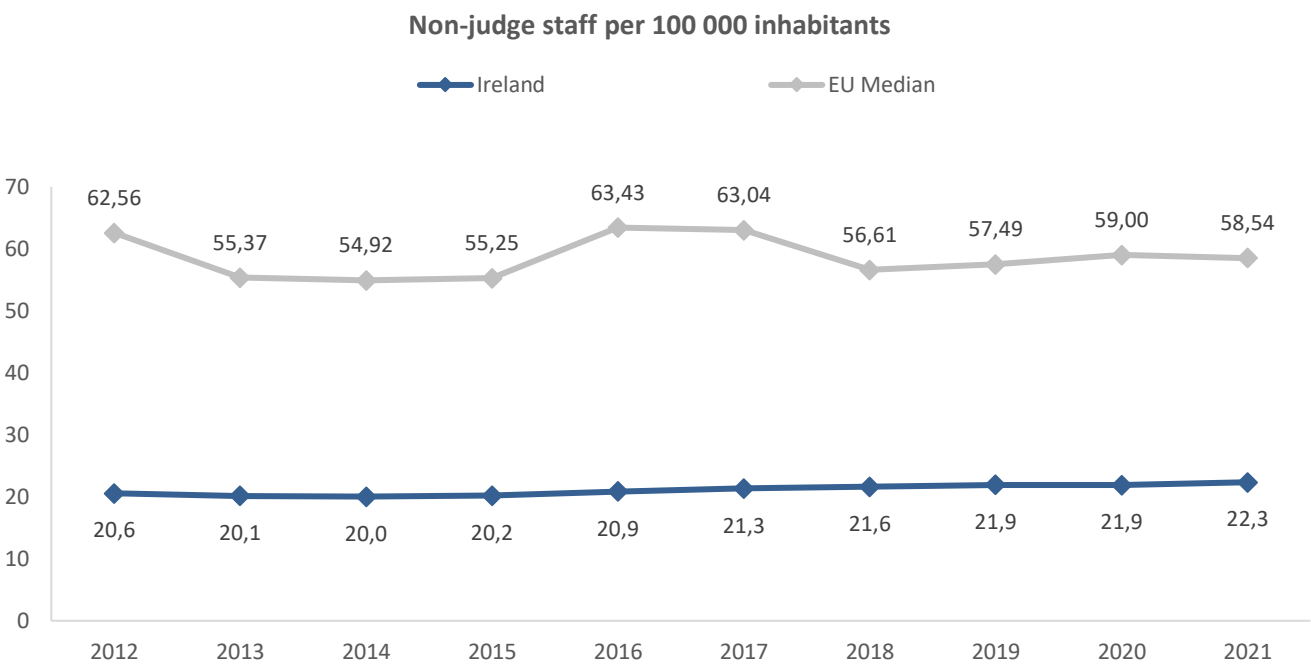
Distribution of professional judges by instance and matter

Distribution of Professional judges by instance and matter 2021	Civil and commercial	Criminal	Administrative	Other
1st instance	NA	NA	NAP	NAP
2nd instance	NA	NA	NAP	NAP
Supreme court	NA	NA	NAP	NAP
Total	NA	NA	NAP	NAP

It should be noted that judges can be assigned to both criminal and civil cases. Although in some jurisdictions, mainly the High Court and Circuit Court, Judges might specialise for a period (sometimes for a period of years) in criminal and civil matters. All Judges can administer all types of cases within their jurisdiction. Administrative cases are not a separate category in Ireland.

Non-judge staff

Number of non-judge staff	Absolute Number	Per 100 000 inhabitants	
	Ireland	Ireland	EU Median
2012	945	20,6	62,6
2013	927	20,1	55,4
2014	927	20,0	54,9
2015	942	20,2	55,2
2016	975	20,9	63,4
2017	1 023	21,3	63,0
2018	1 049	21,6	56,6
2019	1 080	21,9	57,5
2020	1 089	21,9	59,0
2021	1 145	22,3	58,5



In 2021, Ireland has 1 145 non-judge staff (of which 688 are Female). The total number of non-judge staff in comparison with the previous cycle reveals an increase of 5%.

In 2021, the number of non-judge staff per 100 000 inhabitants has slightly increased (from 21,9 in 2020 to 22,3 in 2021).

During the same period, the number of judges per 100 000 inhabitants remained at the same level of 3,3 judges per 100 000 inhabitants.

Number of non-judge staff by category in 2021	Absolute number	in %
Total	1 145	
Rechtspfleger	23	2,0%
Non-judge staff assisting the judge	892	77,9%
Staff in charge of administrative tasks	196	17,1%
Technical staff	0	0,0%
Other	34	3,0%

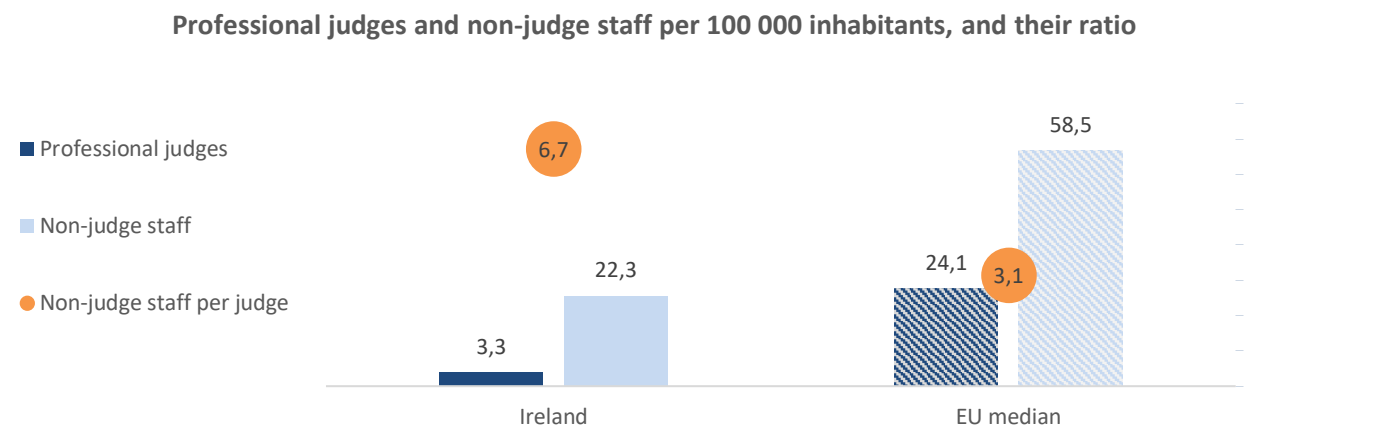
In this cycle, the non-judge staff is broken down as follows:

- 23 Rechtspfleger (or similar bodies) with judicial or quasi-judicial tasks having autonomous competence and whose decisions could be subject to appeal (among which 9 are Female);
- 892 non-judge staff whose task is to assist the judges such as registrars (of which 594 are Female);
- 196 staff in charge of different administrative tasks and of the court management (of which 79 are Female);
- 0 technical staff;
- 34 other (of which 6 are Female);

The discrepancies with previous data are explained by staffing fluctuations. Furthermore, it should also be specified that staff numbers in the Irish Courts Service are computed on the basis of "Full-time equivalent" resources, requiring that staff numbers include decimal points, reflecting part-time, work-sharing and other reduced time working arrangements. As decimal points are not imputable, it has been necessary to round up or round down figures.

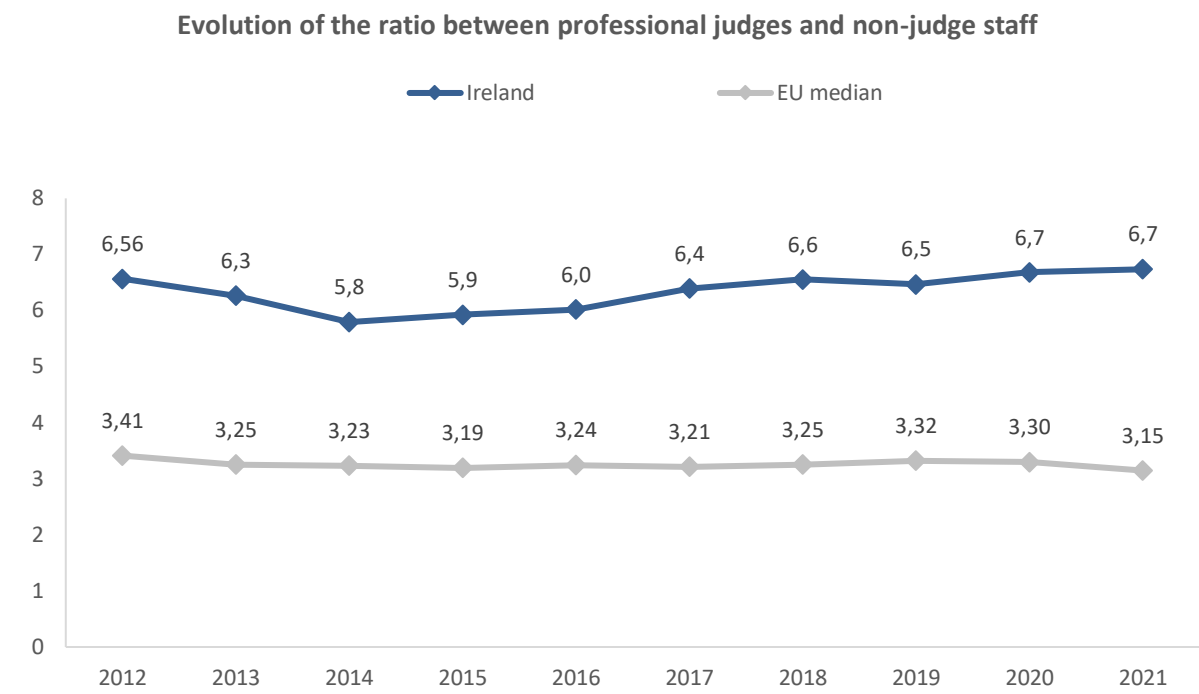
Ratio between professional judges and non-judge staff

Per 100 000 inhabitants	Ireland	EU median
Professional judges	3,3	24,1
Non-judge staff	22,3	58,5
Non-judge staff per judge	6,7	3,1



Evolution of the ratio between professional judges and non-judge staff

Cycle	Judges per 100 000 inh.	Non-judge staff per 100 000 inh.	Ratio between professional judges and non-judge staff	
	Ireland	Ireland	Ireland	EU median
2012	3,1	20,6	6,56	3,4
2013	3,2	20,1	6,3	3,3
2014	3,5	20,0	5,8	3,2
2015	3,4	20,2	5,9	3,2
2016	3,5	20,9	6,0	3,2
2017	3,3	21,3	6,4	3,2
2018	3,3	21,6	6,6	3,3
2019	3,4	21,9	6,5	3,3
2020	3,3	21,9	6,7	3,3
2021	3,3	22,3	6,7	3,1



Public prosecutors

Absolute number of public prosecutors by instance and gender

2021	Total	Distribution by instance	Male	Female	Male	Female
1st instance	NAP	NAP	NAP	NAP	NAP	NAP
2nd instance	NAP	NAP	NAP	NAP	NAP	NAP
Supreme court	NAP	NAP	NAP	NAP	NAP	NAP
Total	123		46	77	37,4%	62,6%

In this cycle, the total number of Female prosecutors (all instances) is 77, which represents 63% of the total number of prosecutors.

As regards the distribution of the number of prosecutors among the different judicial instances, Ireland presents some peculiarities which should be mentioned. Allocation of prosecutors' work is not in all instances divided as per CEPEJ categories as the categories of first, second and third instance do not apply in the Irish system.

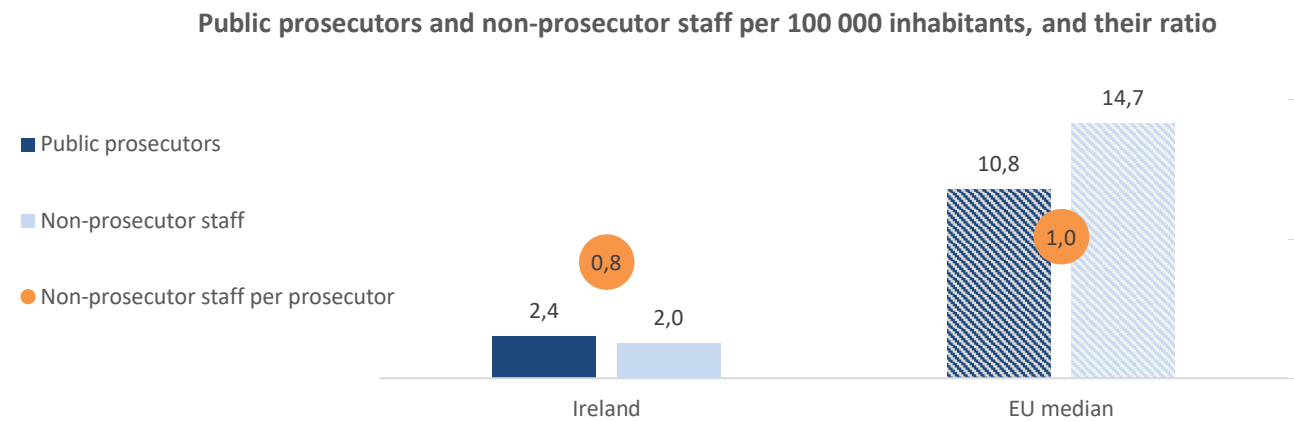
As regards the distribution male/Female, it has to be specified that females represent majority in the total number of public prosecutors with 62,6%.

Non-prosecutor staff

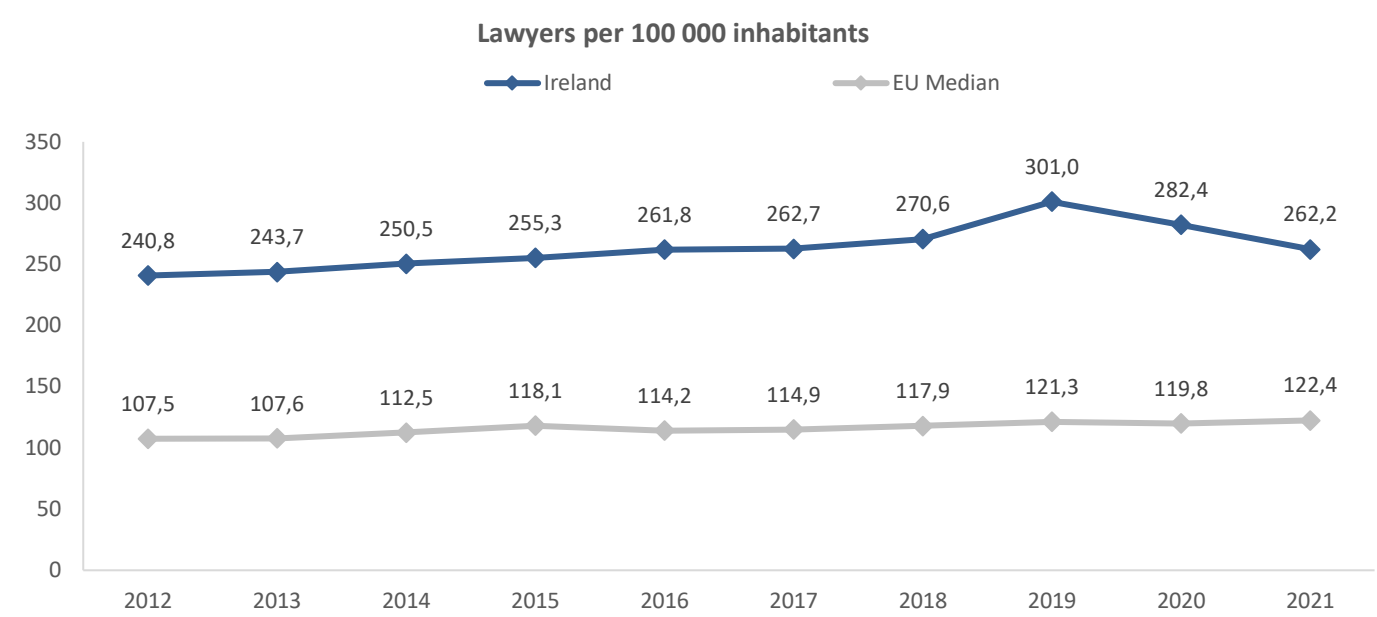
Non-prosecutor staff	Total	Male	Female
2021	103	NA	NA

Ratio between non-prosecutor staff and public prosecutors

Per 100 000 inhabitants	Ireland	EU median
Public prosecutors	2,4	10,8
Non-prosecutor staff	2,0	14,7
Non-prosecutor staff per prosecutor	0,8	1,0



Lawyers	Absolute Number	Per 100 000 inhabitants	
	Ireland	Ireland	EU Median
2012	11 055	240,8	107,5
2013	11 215	243,7	107,6
2014	11 588	250,5	112,5
2015	11 907	255,3	118,1
2016	12 237	261,8	114,2
2017	12 588	262,7	114,9
2018	13 142	270,6	117,9
2019	14 816	301,0	121,3
2020	14 054	282,4	119,8
2021	13 434	262,2	122,4

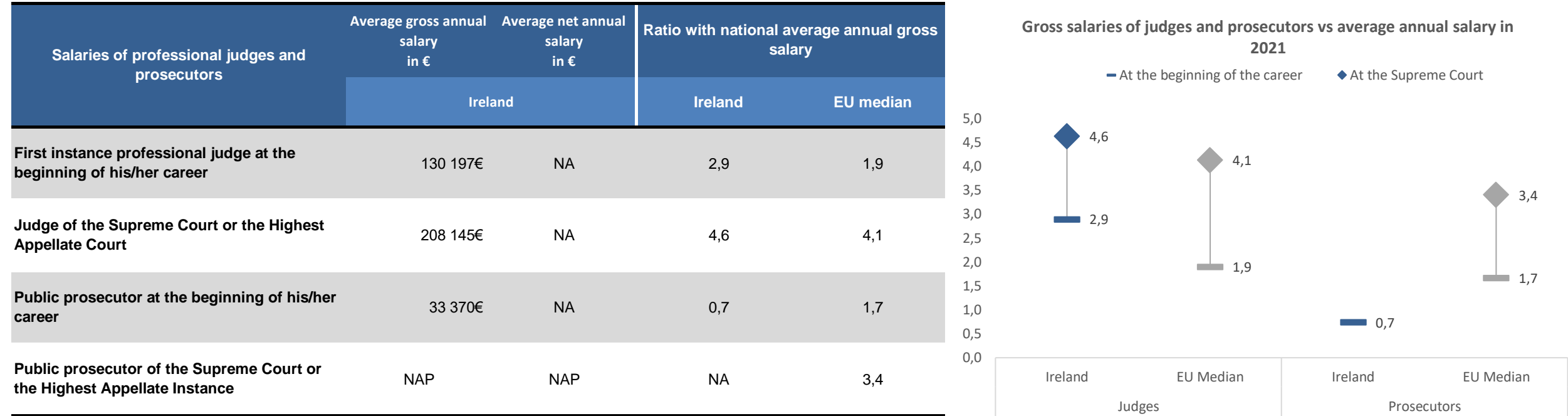


In 2021, there are 13 434 lawyers, which is - 4% less than in 2020.
There are 6 735 female lawyers which is 50% of the total.

Ireland has 262 lawyers per 100 000 inhabitants, which is above the EU median of 122 lawyers per 100 000 inhabitants.

Regarding indicated total number of lawyers, it should be specified that as of 31 December 2021, there were 11,316 practicing solicitors in Ireland (5,319 male, 5971 female and 26 undefined). For the undefined classification, this is due to the Society not being provided with information on the solicitor’s gender. These statistics include solicitors with a practicing certificate in the Republic of Ireland, including practicing solicitors employed by the State.
Furthermore, the information from the Law Library specifies that there is 2118 barristers (males 1354; female 764). Please note that these numbers are as of June 2021 and per the Annual Report. These figures only relate to barristers who are members of the Bar of Ireland, and do not include barristers operating outside of the Bar of Ireland.







Salaries of professional judges and prosecutors at beginning of a career and at the highest instance



According to 2021 data, the absolute gross salary of 130 197€ reported for Ireland is the highest in EU for a judge at the beginning of his/her career and much higher than the EU median of 52 534€. As a ratio with the annual average salary of the country, the salary for a judge at the beginning of his/her career is 2,9 which is significantly higher compared with EU median of 1,9.

3. Legal aid and court fees in Ireland (2021 data)

In Ireland, legal aid is available for :

- > Representation in court:
 - Criminal cases 
 - Other than criminal cases 
- > Legal advice, ADR and other legal services:
 - Criminal cases 
 - Other than criminal cases 
- > Fees related to enforcement of judicial decisions as fees for enforcement agents (Q18) 
- > Other costs than above (Q19) 

Civil legal aid does not generally include fees in respect of enforcement by an enforcement agent (this is distinct from enforcement of proceedings in a court which may be covered).

Regarding other costs, in criminal cases legal aid can cover the cost of expert witnesses (medical and technical), interpreters, translation service providers, travel costs, disbursements i.e. photocopying costs, prison visits.
In civil cases, fees of other professionals may be covered where it is necessary having regard to the circumstances of the case.

Number of cases for which legal aid has been granted

The number of cases for which legal aid has been granted is not available for 2021.

Timeframes of the procedure for granting legal aid (in relation to the duration from the initial legal aid request to the final approval of the legal aid request)

- Maximum duration prescribed in law/regulations: NAP
- Actual average duration: 140

4. Performance of courts in Ireland (2021 data)

• Efficiency indicators

- Clearance Rate (CR) and Disposition Time (DT)

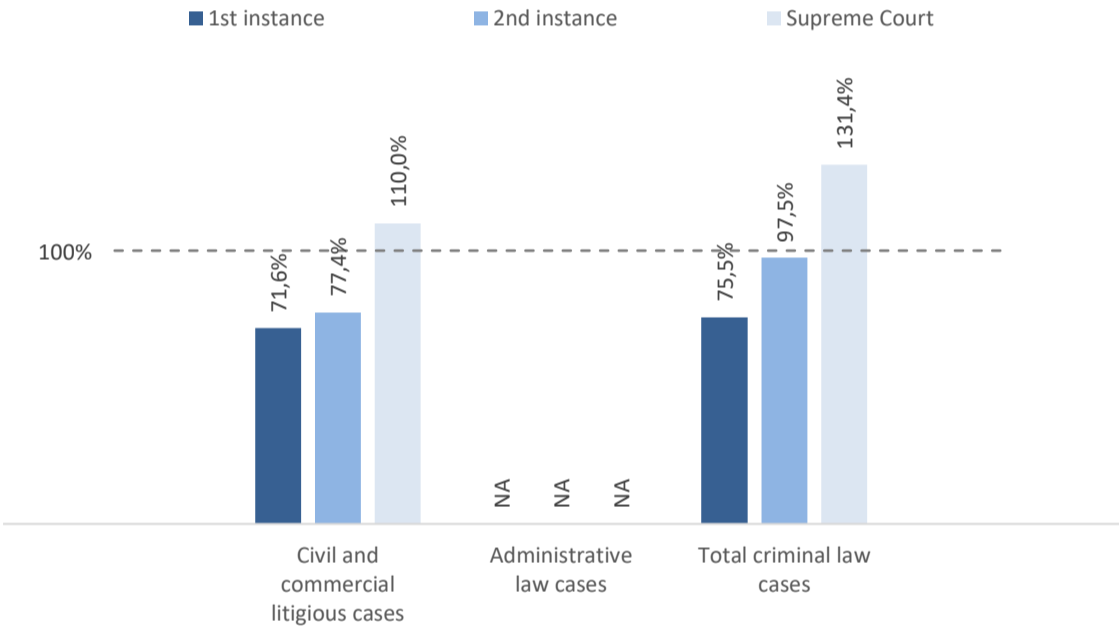
The Clearance Rate shows the capacity of a judicial system to deal with the incoming cases. A Clearance Rate of 100% and higher does not generate backlog.

The Disposition Time determines the estimated number of days necessary for a pending case to be solved in a court.

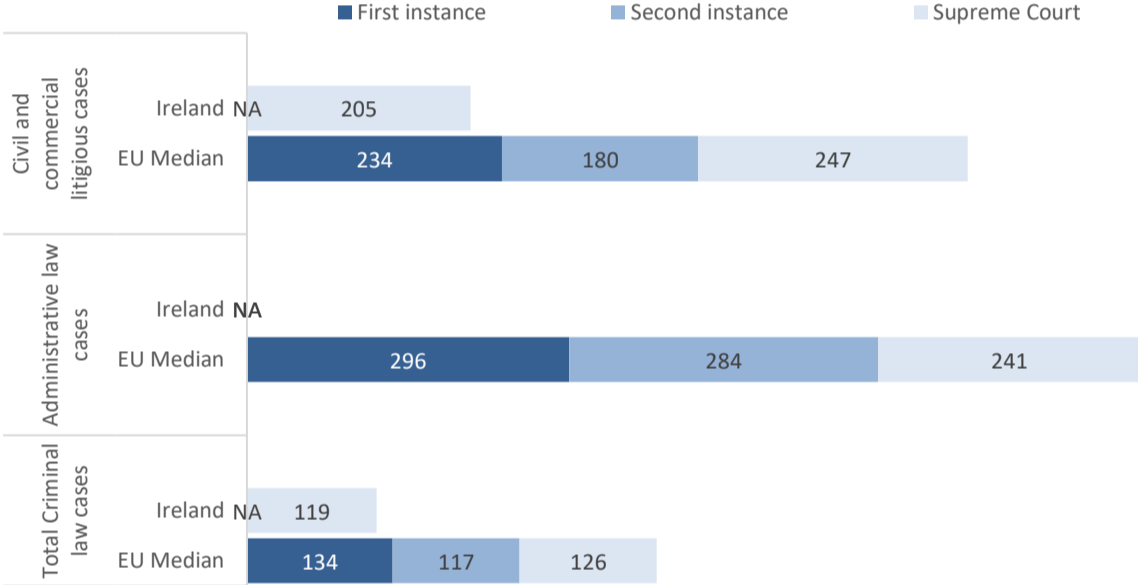
Overall efficiency by instance and by case matter

Overall efficiency by instance and by case matter		Civil and commercial litigious cases		Administrative law cases		Total criminal law cases	
		Ireland	EU Median	Ireland	EU Median	Ireland	EU Median
Clearance Rate (%)	1st instance	71,6%	102,5%	NA	101,7%	75,5%	100,0%
	2nd instance	77,4%	100,4%	NA	96,8%	97,5%	98,5%
	Supreme Court	110,0%	99,9%	NA	100,4%	131,4%	98,3%
Disposition Time (days)	1st instance	NA	234	NA	296	NA	134
	2nd instance	NA	180	NA	284	NA	117
	Supreme Court	205	247	NA	241	119	126

Clearance Rate by instance and by matter in 2021 (%)



DispositionTime by instance and by matter in 2021 (days)



Regarding data for Ireland, historically the number of pending civil cases has not been recorded in caseload data, as many cases initiated before the Irish courts either settle out of court or are not proceeded with by the plaintiff/applicant without there being any procedural requirement that the parties inform the court of either a settlement or an intention not to proceed with the case. Consequently, number of resolved cases appears lower and number of pending cases is not available (NA). For this reason, CR shows lower values and DT cannot be calculated which imposes limitations on the efficiency analysis. The mentioned characteristics of the system have to be taken into account whenever analysing available data for Ireland (see sections below).

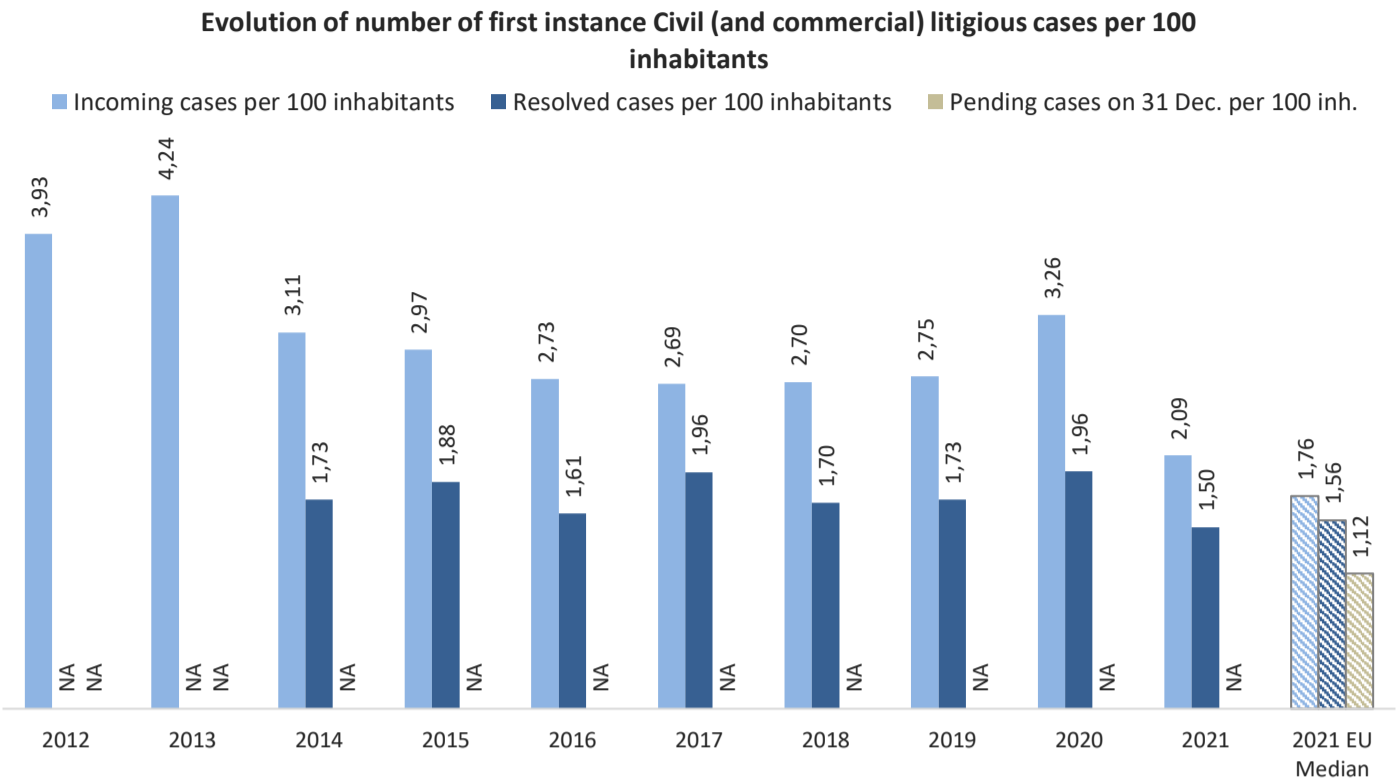
Due to the above-explained reasons, no comprehensive analysis of overall efficiency could be provided.

The data on pending cases are available only for the third instance cases which allows analysis of efficiency indicators for the Supreme Court level. However, it should be noted that administrative law cases are included in the number of Civil (and commercial) litigious cases so no separate analysis could be provided for administrative law matters. Looking at the clearance rate in the third instance, it could be concluded that this indicator was much above 100% threshold and EU medians for both civil and commercial cases and criminal law cases where Ireland recorded very high clearance rate of 131,4%. In both case types, Ireland has disposition times below EU median values, 205 days compared to 247 days in civil and commercial cases and 119 compared to 126 days for criminal cases. These two indicators imply good efficiency in dealing with cases at the highest instance.

First instance Civil (and commercial) litigious cases

◦ Incoming, resolved and pending cases

First instance Civil (and commercial) litigious cases	Incoming cases per 100 inhabitants	Resolved cases per 100 inhabitants	Pending cases on 31 Dec. per 100 inh.
2012	3,93	NA	NA
2013	4,24	NA	NA
2014	3,11	1,73	NA
2015	2,97	1,88	NA
2016	2,73	1,61	NA
2017	2,69	1,96	NA
2018	2,70	1,70	NA
2019	2,75	1,73	NA
2020	3,26	1,96	NA
2021	2,09	1,50	NA
2021 EU Median	1,76	1,56	1,12



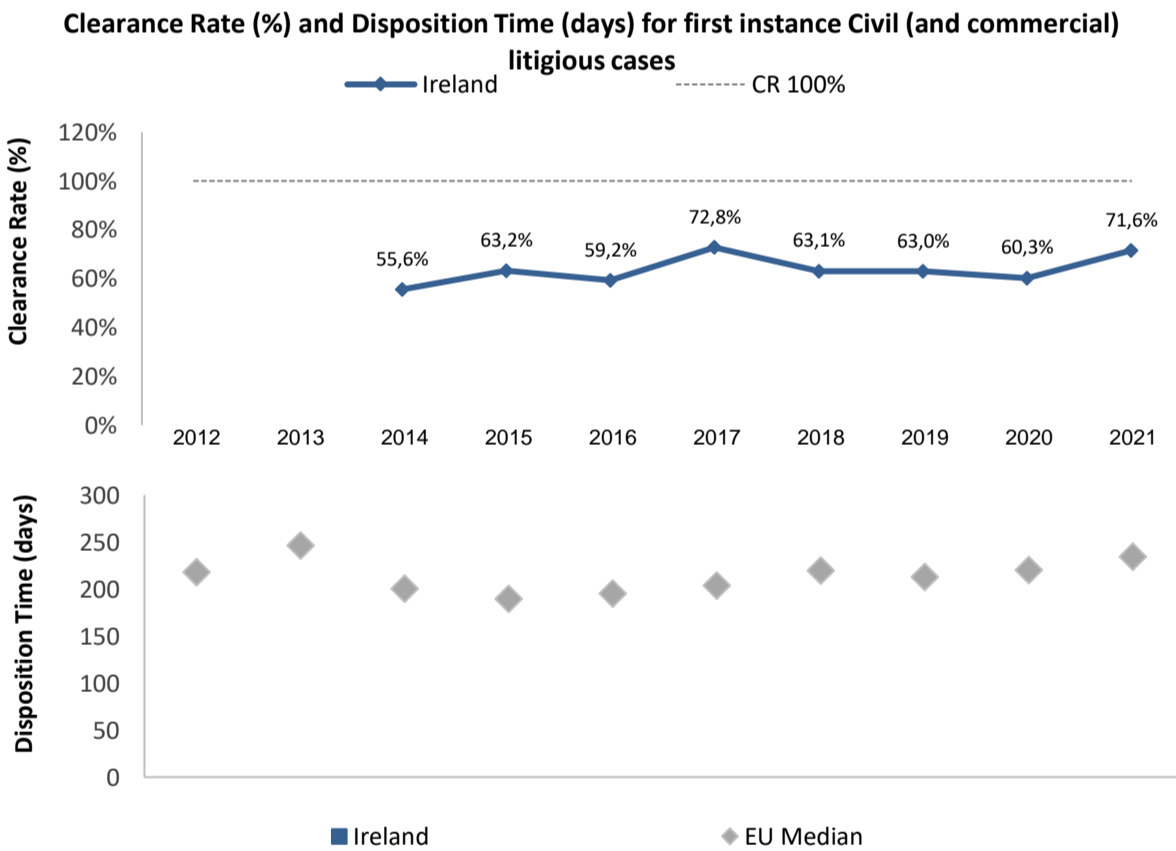
The number of incoming cases in 2021 in Ireland (2,09 per 100 inhabitants) is slightly above EU median (1,76 per 100 inhabitants).

The number of resolved cases in 2021 in Ireland (1,50 per 100 inhabitants) is slightly below EU median (1,56 per 100 inhabitants).

The data for pending cases for Ireland is not available.

◦ Clearance Rate and Disposition Time

First instance Civil (and commercial) litigious cases	Clearance Rate (%)		Disposition Time (days)	
	Ireland	EU Median	Ireland	EU Median
2012	NA	100,4%	NA	218
2013	NA	101,2%	NA	247
2014	55,6%	101,8%	NA	201
2015	63,2%	102,3%	NA	190
2016	59,2%	102,0%	NA	196
2017	72,8%	101,3%	NA	204
2018	63,1%	101,2%	NA	220
2019	63,0%	99,9%	NA	213
2020	60,3%	98,5%	NA	221
2021	71,6%	102,5%	NA	234



Between 2020 and 2021, the Clearance Rate has increased by 11 points.

The Disposition Time of first instance Civil (and commercial) litigious cases cannot be calculated.

It should be noted that Administrative law cases are included in the number of Civil (and commercial) litigious cases.

Furthermore, it should be specified that in 2021 there was a decrease in over 2,500 in personal injuries cases, recovery of debt cases overall decreased by about 1,500 cases and small claims decreased by 40 percent to 2,134, licensing was down 18 percent to 10,764. It is very likely that ongoing covid restrictions contributed to this trend with licensing cases.

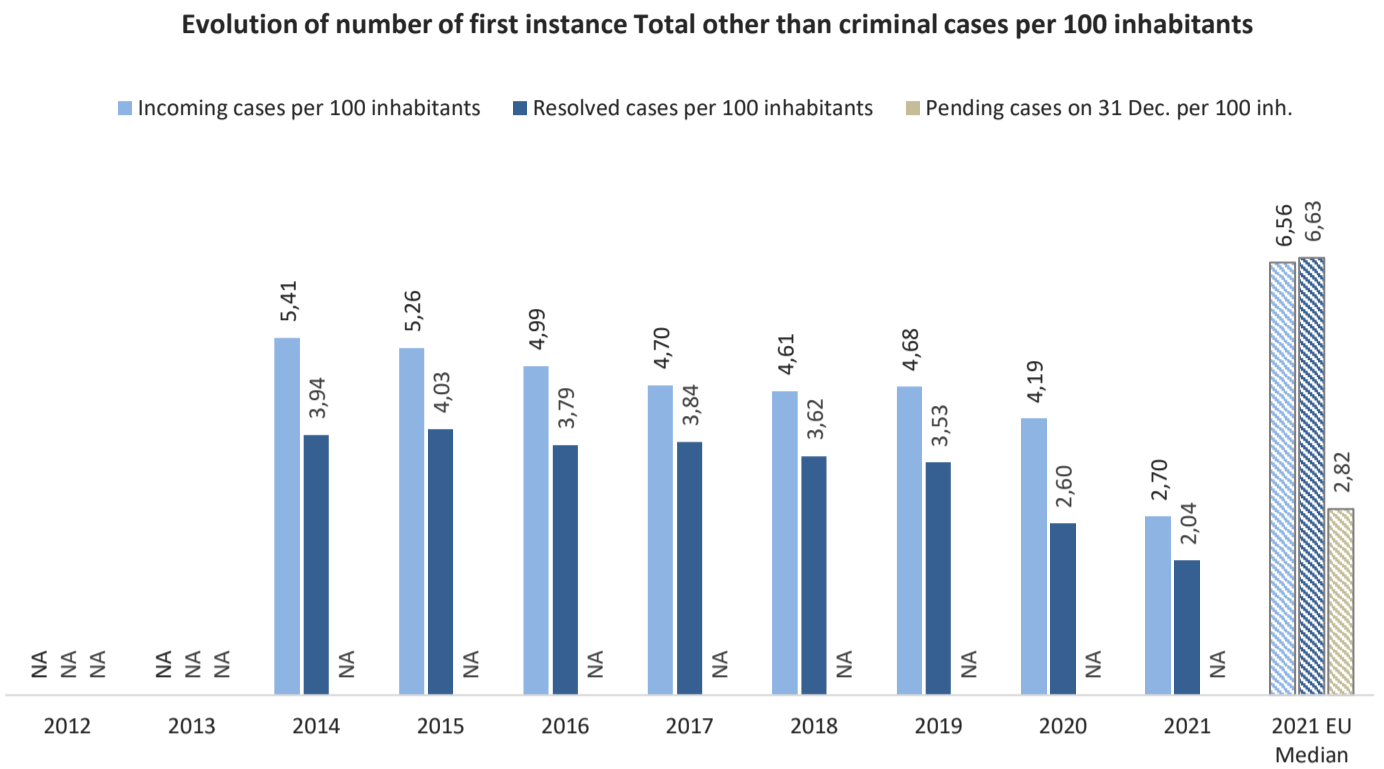
First instance Administrative law cases

The data for the Administrative law cases are not available as these cases are included in the number of Civil (and commercial) litigious cases.

First instance Total of other than criminal cases

◦ Incoming, resolved and pending cases

First instance Total other than criminal cases	Incoming cases per 100 inhabitants	Resolved cases per 100 inhabitants	Pending cases on 31 Dec. per 100 inh.
2012	NA	NA	NA
2013	NA	NA	NA
2014	5,41	3,94	NA
2015	5,26	4,03	NA
2016	4,99	3,79	NA
2017	4,70	3,84	NA
2018	4,61	3,62	NA
2019	4,68	3,53	NA
2020	4,19	2,60	NA
2021	2,70	2,04	NA
2021 EU Median	6,56	6,63	2,82



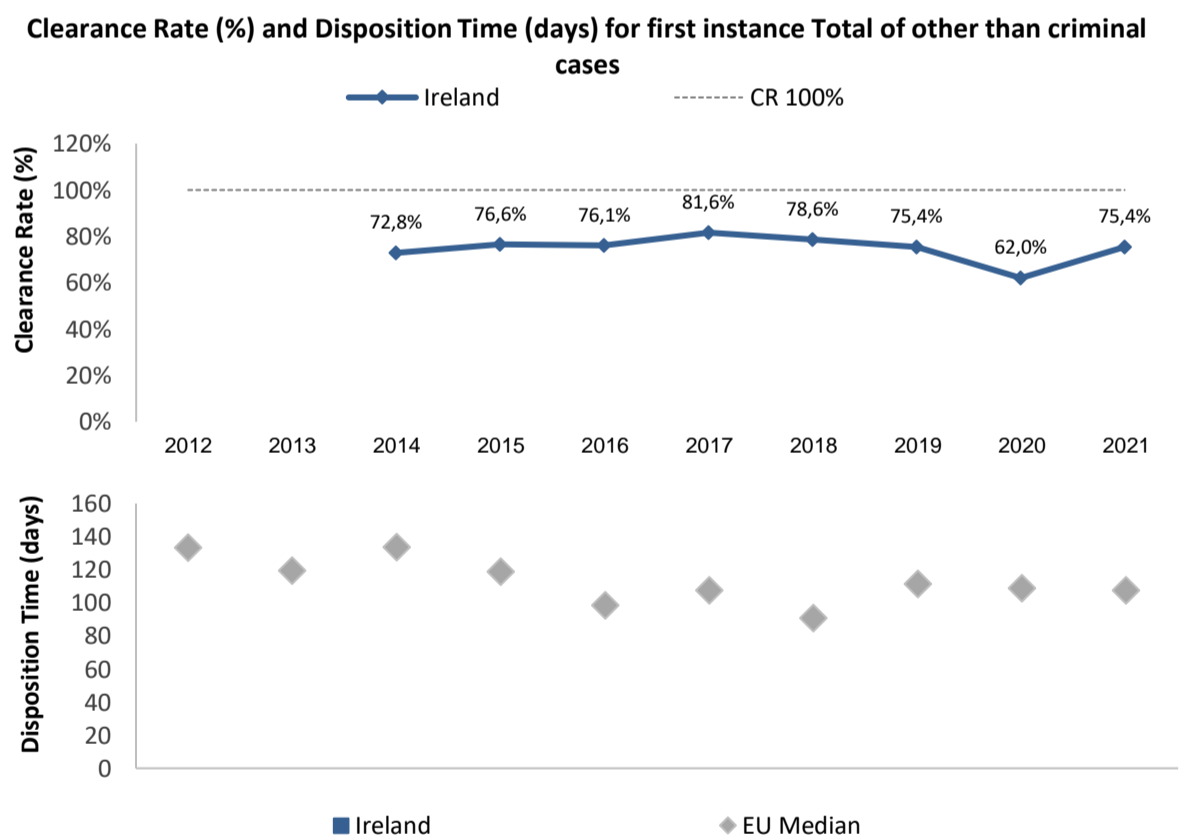
The number of incoming cases in 2021 in Ireland (2,70 per 100 inhabitants) is significantly below the EU median (6,56 per 100 inhabitants).

The number of resolved cases in 2021 in Ireland (2,04 per 100 inhabitants) is significantly below the EU median (6,63 per 100 inhabitants).

The data for pending cases for Ireland is not available.

◦ Clearance Rate and Disposition Time

First instance Total other than criminal cases	Clearance Rate (%)		Disposition Time (days)	
	Ireland	EU Median	Ireland	EU Median
2012	NA	100,5%	NA	133
2013	NA	100,7%	NA	119
2014	72,8%	101,9%	NA	133
2015	76,6%	101,0%	NA	119
2016	76,1%	101,5%	NA	98
2017	81,6%	100,6%	NA	107
2018	78,6%	100,6%	NA	91
2019	75,4%	99,8%	NA	111
2020	62,0%	98,7%	NA	109
2021	75,4%	101,2%	NA	107



Between 2020 and 2021, the Clearance Rate has increased by 13 points.

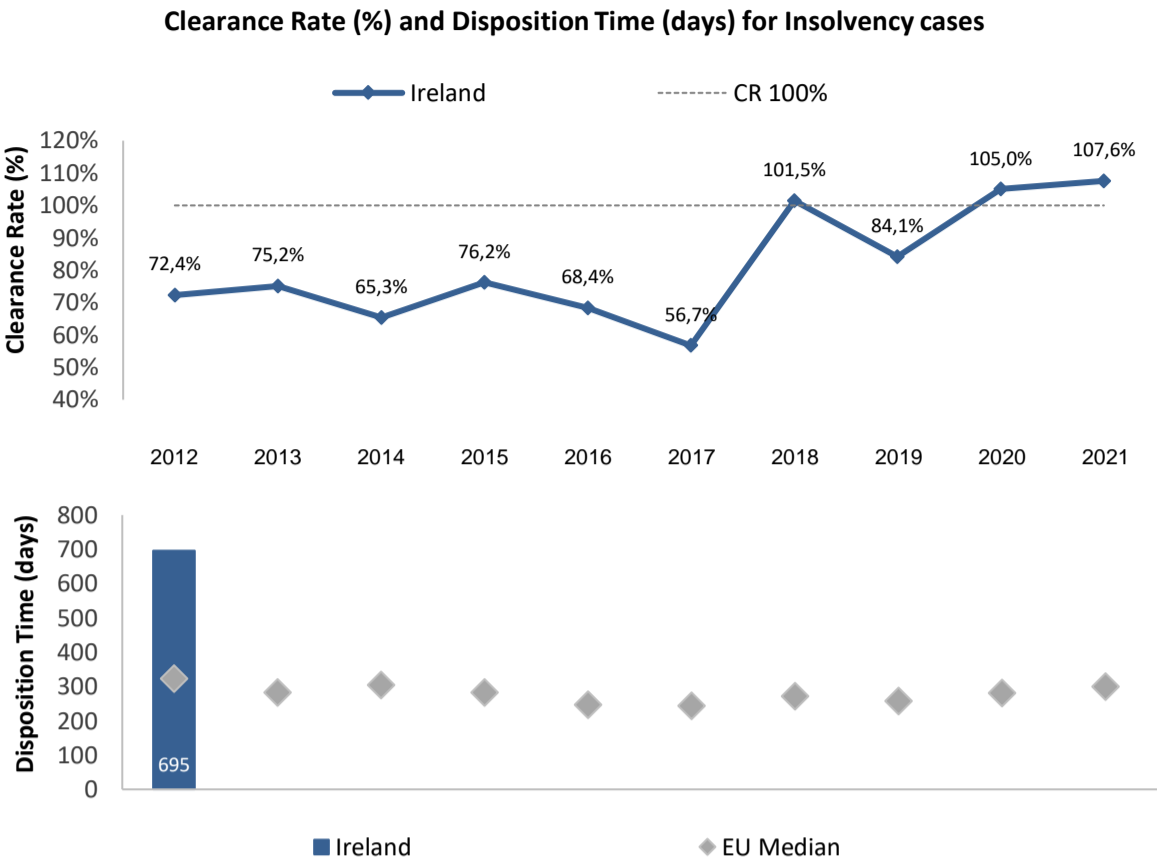
The Disposition Time of other than criminal cases cannot be calculated.

In relation to the total number of other than criminal cases, it should be noted that civil (and commercial) non-litigious cases include proceedings not resolved inter partes, such as undefended pecuniary claims, deed poll applications, probate (grants of representation), wardship proceedings, registrations of enduring powers of attorney, appointment of care representatives, unopposed personal and corporate insolvency proceedings, liquor licencing applications and marriage notice exemption applications.

Insolvency cases

◦ Clearance Rate and Disposition Time

Insolvency cases	Clearance Rate (%)		Disposition Time (days)	
	Ireland	EU Median	Ireland	EU Median
2012	72,4%	95,0%	695	323
2013	75,2%	89,6%	NA	282
2014	65,3%	96,9%	NA	304
2015	76,2%	104,5%	NA	282
2016	68,4%	102,0%	NA	246
2017	56,7%	103,6%	NA	243
2018	101,5%	101,5%	NA	271
2019	84,1%	101,2%	NA	258
2020	105,0%	109,7%	NA	281
2021	107,6%	103,3%	NA	299



With a Clearance Rate calculated at 108% in 2021 Ireland seems to deal well with its insolvency cases.

Between 2020 and 2021, the Clearance Rate has increased by 3 points.

The Disposition Time of insolvency cases cannot be calculated as the number of pending cases is not available.

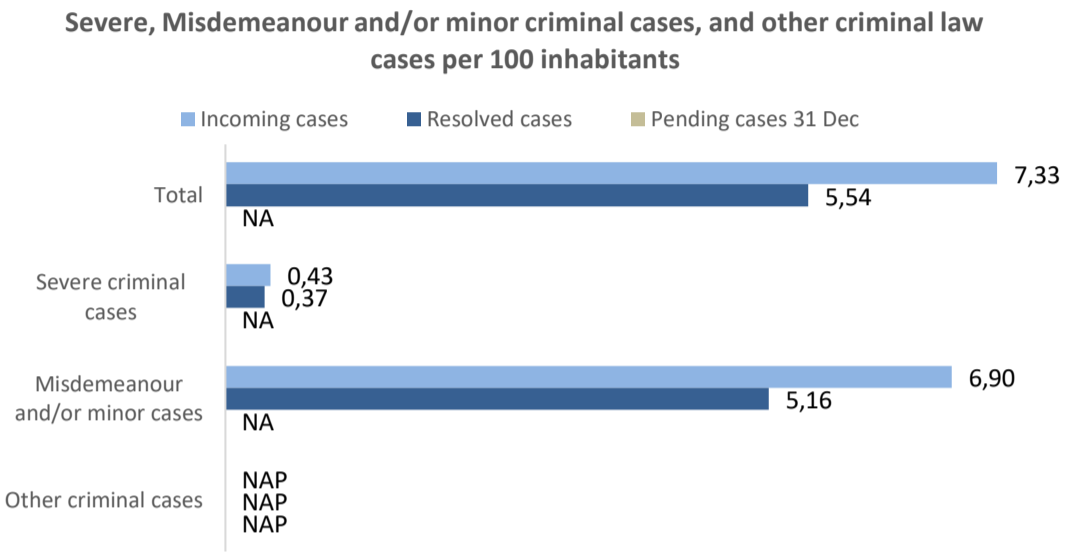
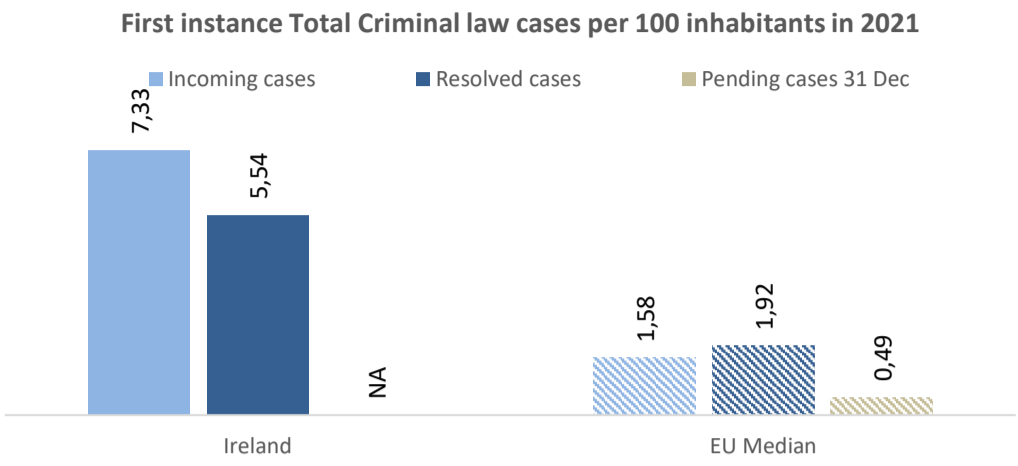
Provided figures on insolvency cases reflect both corporate and personal insolvency cases, and include both litigious and non-litigious cases.

First instance Criminal Law Cases

◦ Incoming, resolved and pending cases

First instance Criminal Law Cases	Pending cases 1 Jan	Incoming cases	Resolved cases	Pending cases 31 Dec
Total	NA	375 517	283 666	NA
Severe criminal cases	NA	22 022	19 185	NA
Misdemeanour and/or minor cases	NA	353 495	264 481	NA
Other criminal cases	NAP	NAP	NAP	NAP

First instance Criminal Law Cases Per 100 inh.	Pending cases 1 Jan	Incoming cases	Resolved cases	Pending cases 31 Dec
Total	NA	7,33	5,54	NA
Severe criminal cases	NA	0,43	0,37	NA
Misdemeanour and/or minor cases	NA	6,90	5,16	NA
Other criminal cases	NAP	NAP	NAP	NAP



The number of total incoming criminal cases in 2021 in Ireland (7,33 per 100 inhabitants) is well above EU median (1,58 per 100 inhabitants).

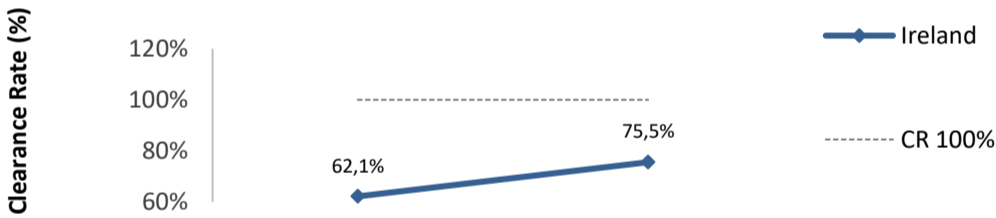
The number of total resolved criminal cases in 2021 in Ireland (5,54 per 100 inhabitants) is well above EU median (1,92 per 100 inhabitants).

The number of total pending criminal cases at the end of 2021 in Ireland is not available.

◦ Clearance Rate and Disposition Time

First instance Total criminal law cases	Clearance Rate (%)		Disposition Time (days)	
	Ireland	EU Median	Ireland	EU Median
2020	62,1%	95,2%	NA	139
2021	75,5%	100,0%	NA	134

Clearance Rate (%) and Disposition Time (days) for First Instance Total criminal law cases



Between 2020 and 2021, the Clearance Rate has increased by 13 points.

The Disposition Time of first instance total criminal law cases cannot be calculated.

Except for the Supreme Court, criminal cases are generally counted by offence rather than case due to the various ICT systems used. This can explain very high number of cases per 100 inhabitants presented above. Furthermore, the number of pending criminal law cases cannot be provided, because it is not recorded in caseload data.

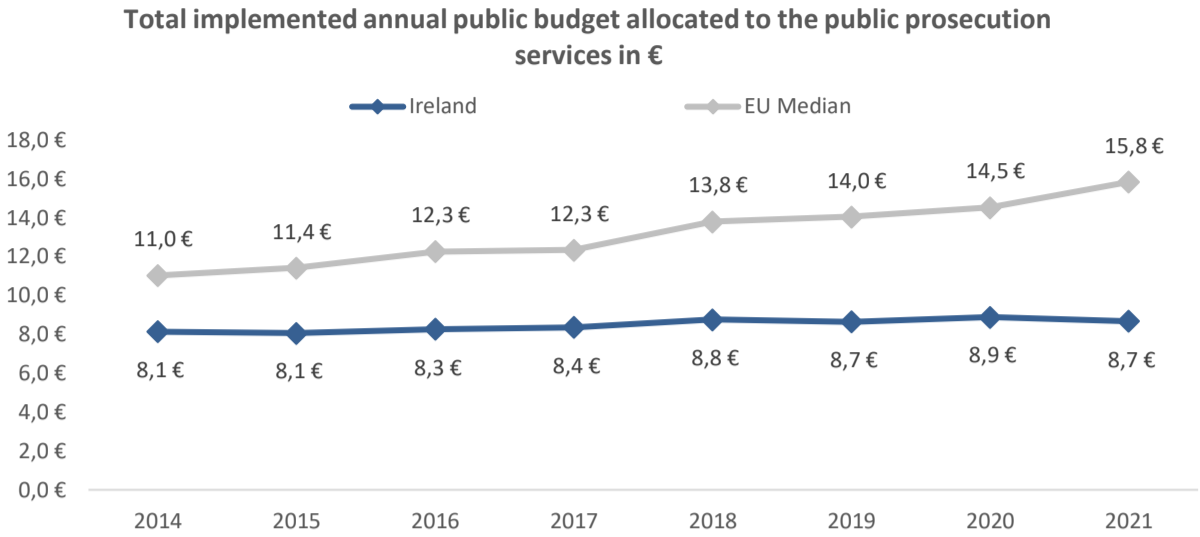
Severe criminal cases are taken to mean indictable offences that are dealt with in the Circuit and High Court. Misdemeanour is taken to mean minor offences and indictable offences dealt with summarily in the District Court (e.g. common assault, public order offences, burglary or theft in other that aggravated circumstances).

The number of incoming cases will never equal the number of resolved cases. It is worth noting that the number of resolved cases in 2021 was a significant increase in the resolved cases from 2020. It is also worth noting that not all offences are proceeded with by the prosecutor, particularly minor offences.

5. Public prosecution services in Ireland (2021 data)

Public prosecution implemented budget

Total implemented annual public budget allocated to the public prosecution services in €	Absolute Number	Per inhabitant	
	Ireland	Ireland	EU Median
2014	37 675 000 €	8,1 €	11,0 €
2015	37 622 987 €	8,1 €	11,4 €
2016	38 626 000 €	8,3 €	12,3 €
2017	40 094 000 €	8,4 €	12,3 €
2018	42 582 000 €	8,8 €	13,8 €
2019	42 582 000 €	8,7 €	14,0 €
2020	44 248 000 €	8,9 €	14,5 €
2021	44 472 000 €	8,7 €	15,8 €



Implemented annual public budget allocated to training of public prosecution services in € (included in the total)	Absolute Number	Per inhabitant	
	Ireland	Ireland	EU Median
2018	314 000 €	0,1 €	0,018 €
2019	314 000 €	0,064 €	0,029 €
2020	201 194 €	0,040 €	0,011 €
2021	205 396 €	0,040 €	0,022 €

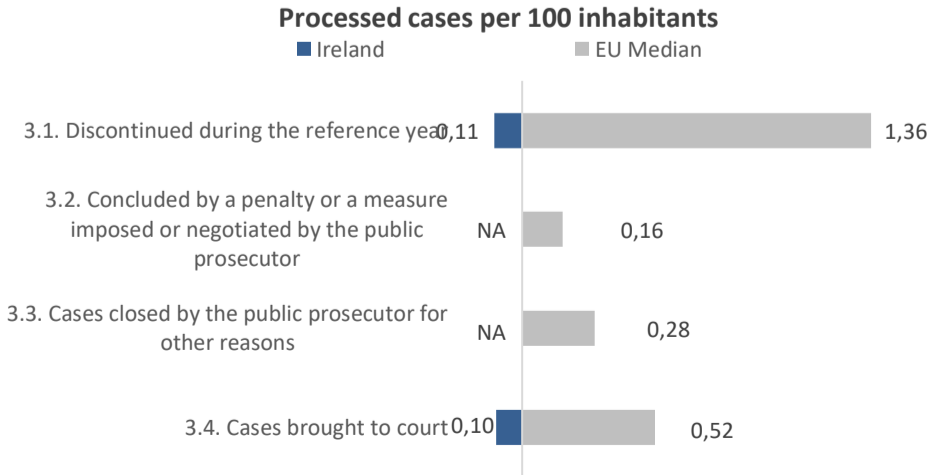
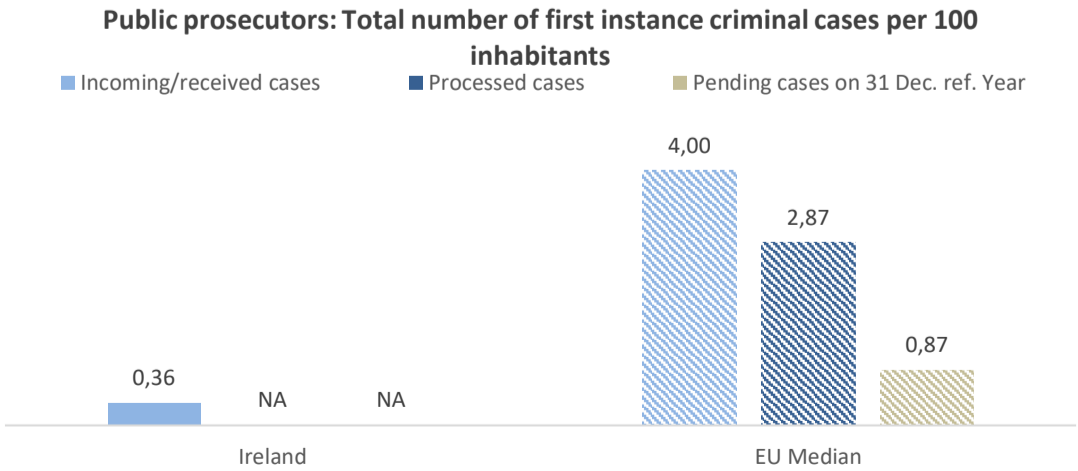
Public prosecution caseload: Number of first instance criminal cases

Public prosecution caseload: Number of first instance criminal cases	Absolute Number *		Per 100 inhabitants	
	Ireland	% Variation 2020 - 2021	Ireland	Eu Median
1. Pending cases on 1 Jan. ref. year	NA	NA	NA	0,84
2. Incoming/received cases	18 256	▲ 44,9%	0,36	4,00
3. Processed cases (3.1 + 3.2 + 3.3 + 3.4)	NA	NA	NA	2,87
3.1. Discontinued during the reference year (3.1.1 + 3.1.2 + 3.1.3 + 3.1.4)	5 508	▲ 31,8%	0,11	1,36
3.1.1 Discontinued by the public prosecutor because the offender could not be identified	NA	NA	NA	NA
3.1.2 Discontinued by the public prosecutor due to the lack of an established offence or a specific legal situation	NA	NA	NA	NA
3.1.3 Discontinued by the public prosecutor for reasons of opportunity	NA	NA	NA	NA
3.1.4 Discontinued for other reasons	292	▼ -92,8%	0,01	NA
3.2. Concluded by a penalty or a measure imposed or negotiated by the public prosecutor	NA	NA	NA	0,16
3.3. Cases closed by the public prosecutor for other reasons	NA	NA	NA	0,28
3.4. Cases brought to court	5 153	NA	0,10	0,52
4. Pending cases on 31 Dec. ref. year	NA	NA	NA	0,87

* Please note that these figures include traffic offence cases.

There has been a significant increase in files received by the office in the last number of years - this is partially due to the increase in complexity of offences and investigations. These figures were compiled by the Office of the Director of Public Prosecutions and will be included in the Annual Report 2021 which is published annually on the Office of the Director of Public Prosecutions website. Caution should be exercised when comparing these statistics with statistics published by other organisations such as the Courts Service or An Garda Síochána. The statistics published here may in some cases not be in line with the classification systems of other organisations.

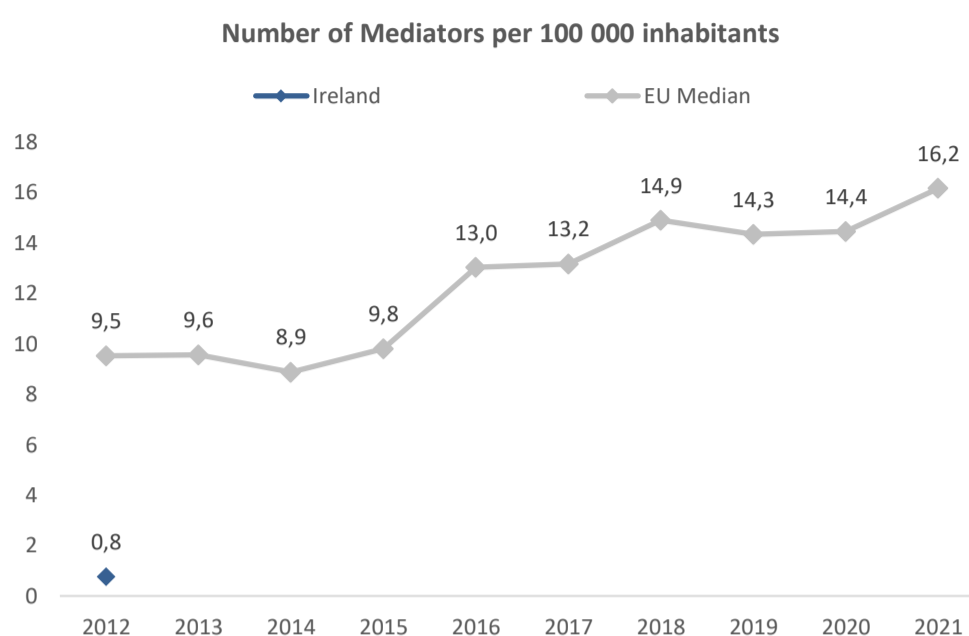
As many of the cases are prosecuted by State Solicitors, Ireland couldn't collect any data on the status of a case between the time the direction is issued and the final outcome. This is relevant for matters on indictment. For summary cases outside of Dublin, there is rarely an information on the outcome as these directions are passed on to the police by the State Solicitor and the police execute the direction to prosecute without reference to the State Solicitor. This may change in the future if outcome data is exchange using the Criminal Justice Operational Hub. Summary cases outside of Dublin would make up a significant proportion of the files given in the figures above. Cases are counted per prosecution file which could include more than one suspect and multiple charges preferred. Therefore, the figure given for 'Discontinued' in line 3.1 is the number of distinct files where a suspect was directed for 'no prosecution'. In some of these files, other suspects on the file may have been prosecuted in the courts. The cases provided in line 3.4 are indictable offences.



6. Existence and use of alternative dispute resolution in Ireland (2021 data)

Number of mediators

Mediators	Absolute Number	Per 100 000 inhabitants	
	Ireland	Ireland	EU Median
2012	35	0,8	9,5
2013	NA	NA	9,6
2014	NA	NA	8,9
2015	NA	NA	9,8
2016	NA	NA	13,0
2017	NA	NA	13,2
2018	NA	NA	14,9
2019	NA	NA	14,3
2020	NA	NA	14,4
2021	NA	NA	16,2



The data on the number of mediators is not provided (NA).

Number of court related mediations

The data on the number of court related mediations has not been provided (NA). It should be noted that in Ireland there is no court ordered mediation. Courts may invite parties to attend mediation (but it is not mandated or ordered). For this reason, and in the absence of the establishment of the mediation council, there is currently no central area for recording data on mediation. When the mediation council is established, it might be possible to provide this data.

7. ICT tools of courts in Ireland (2021 data)

The ICT questions

The answers to the ICT questions in 2021 can be summarised to :

Assistance tools

Writing assistance tools

Simple dictation tools

Multiple speakers recording tools

Voice recognition feature

	Civil and/or commercial	Criminal	Administrative
Yes	100%	100%	100%
Yes	in all courts	in all courts	in all courts
	in all courts	in all courts	in all courts
	No	No	No

Financial management tools

Budgetary and financial management of courts

Justice expenses management

Other

Deployment rate	Data consolidated at national level	System communicating with other ministries
100%	No	No
100%	No	No
NA	No	No

Measurement tools to assess the workload

Judges

Prosecutors

Non-judge/non-prosecutor staff

	Deployment rate	Monitoring at national level	Monitoring at court level	Integrated with CMS
No	-	-	-	-
	-	-	-	-
	-	-	-	-

Comments on writing assistance tools

It should be taken into account that tools used for administrative are the same as for civil cases since Ireland does not operate administrative courts.

Comments on voice recording tools

It should be taken into account that tools used for administrative are the same as for civil cases since Ireland does not operate administrative courts.

8. Systems for measuring and evaluating the performance of courts and public prosecution services in Ireland (2021 data)

In Ireland, quality standards are not determined for the judicial system at the national level.

However, although the quality standards were not determined and implemented in 2021, it should be noted that with effect from 1 October 2022, a statutory system providing for investigation and adjudication of complaints in relation to judicial conduct has been commenced pursuant to Judicial Council Act 2019. Secretary of Judicial Council and Judicial Conduct Committee of that Committee investigate and adjudicate complaints.

Systems for measuring and evaluating courts' performance

A regular monitoring system of court activities is in place concerning:

Number of incoming cases	✓	Satisfaction of users (regarding the services delivered by the courts)	✗
Length of proceedings (timeframes)	✓	Costs of the judicial procedures	✗
Number of resolved cases	✗	Number of appeals	✗
Number of pending cases	✗	Appeal ratio	✗
Backlogs	✗	Clearance rate	✗
Productivity of judges and court staff	✗	Disposition time	✗
Satisfaction of court staff	✗	Other	✓

In Ireland, there is no system to regularly evaluate the court performance based on defined indicators.

Performance and quality indicators are defined for the activity of each court.

The following indicators are used:

Number of incoming cases	✓	Satisfaction of users (regarding the services delivered by the courts)	✓
Length of proceedings (timeframes)	✓	Costs of the judicial procedures	✗
Number of resolved cases	✓	Number of appeals	✗
Number of pending cases	✗	Appeal ratio	✗
Backlogs	✗	Clearance rate	✗
Productivity of judges and court staff	✗	Disposition time	✗
Satisfaction of court staff	✓	Other	✗

The evaluation of the courts' activities is not used for the later allocation of means in the courts.

Systems for measuring and evaluating public prosecution services' performance

A regular monitoring system of public prosecution services activities is in place concerning:

Number of incoming cases	✓	Satisfaction of users (regarding the services delivered by the public prosecution)	✗
Length of proceedings (timeframes)	✓	Costs of the judicial procedures	✓
Number of resolved cases	✓	Clearance rate	✗
Number of pending cases	✓	Disposition time	✗
Backlogs	✗	Percentage of convictions and acquittals	✓
Productivity of prosecutors and prosecution staff	✓	Other	✗
Satisfaction of prosecution staff	✗		

In Ireland, there is no system to evaluate regularly the activity of each public prosecution service.

Performance and quality indicators are not defined for the activity of each public prosecution service.

None of the following indicators are used:

Number of incoming cases	✗	Satisfaction of users (regarding the services delivered by the public prosecutors)	✗
Length of proceedings (timeframes)	✗	Costs of the judicial procedures	✗
Number of resolved cases	✗	Clearance rate	✗
Number of pending cases	✗	Disposition time	✗
Backlogs	✗	Percentage of convictions and acquittals	✗
Productivity of prosecutors and prosecution staff	✗	Other	✗
Satisfaction of prosecution staff	✗		

The evaluation of the public prosecution services' activities is not used for the later allocation of means in the public prosecution services.

Ireland

(2012-2021) data tables

Question	2012	2013	2014	2015	2016	2017	2018	2019	2020	2021	Variations for quantitative questions	
											2012-2021	2020-2021
Q1 Number of inhabitants	4 591 087	4 602 029	4 625 885	4 664 156	4 673 700	4 792 500	4 857 000	4 921 500	4 977 400	5 123 536	11,6%	2,9%
Q.3 GDP Per capita (in €) in current prices	37 675	38 055	41 011	55 187	58 961	61 369	66 716	72 346	74 912	85 061	125,8%	13,5%
Q5. Exchange rate of Nat currency to € on 1 Jan	NAP	NAP	NAP	NAP	NAP	NAP	NAP	NAP	NAP	NAP	-	-
Indicator 1: Systems for measuring and evaluating the performance of courts and prosecution services												
(Q66, Q67, Q77, Q78, Q77-1, Q78-1, Q73, Q73-0, Q73-1, Q73-2, Q73-3, Q73-4, Q73-5, Q73-6, Q70, Q70-1, Q71, Q72, Q83-2, Q83-3, Q120 and Q120-1)												
66 Qlty standards formulated_jud system	No	No	No	No	False	False	False	False	False	False		
67 Specialised court staff entrusted_qlty standards	No	No	No	No	False	False	False	False	False	False		
77 Performance and quality indicators of court activities	Yes	Yes	Yes	Yes	True	True	True	True	True	True		
078.1.1 Number of incoming cases							True	True	True	True		
078.1.2 Length of proceedings (timeframes)							True	True	True	True		
078.1.3 Number of resolved cases							True	True	True	True		
078.1.4 Number of pending cases							False	False	False	False		
078.1.5 Backlogs							False	False	False	False		
078.1.6 Productivity of judges and court staff							False	False	False	False		
078.1.7 Satisfaction of court staff							True	True	True	True		
078.1.8 Satisfaction of users (regarding the services delivered by the courts)							True	True	True	True		
078.1.9 Costs of the judicial procedures							False	False	False	False		
078.1.10 Number of appeals							False	False	False	False		
078.1.11 Appeal ratio							False	False	False	False		
078.1.12 Clearance rate							False	False	False	False		

Ireland

(2012-2021) data tables

Question	2012	2013	2014	2015	2016	2017	2018	2019	2020	2021	Variations for quantitative questions	
											2012-2021	2020-2021
078-1.13 Disposition time							False	False	False	False		
078-1.14 Other							False	False	False	False		
077-1.1.1 Defined performance and quality indicators									False	False		
078-1.1.1 Number of incoming cases									-	-		
078-1.1.2 Length of proceedings (timeframes)									-	-		
078-1.1.3 Number of resolved cases									-	-		
078-1.1.4 Number of pending cases									-	-		
078-1.1.5 Backlogs									-	-		
078-1.1.6 Productivity of prosecutors and prosecution staff									-	-		
078-1.1.7 Satisfaction of prosecution staff									-	-		
078-1.1.8 Satisfaction of users (regarding the services delivered by the public prosecution)									-	-		
078-1.1.9 Costs of the judicial procedures									-	-		
078-1.1.10 Clearance rate									-	-		
078-1.1.11 Disposition time									-	-		
078-1.1.12 Percentage of convictions and acquittals									-	-		
078-1.1.13 Other									-	-		
73 Regular system_evaluation_performance_each court	No	No	No	No	False	False	False	False	False	False		
073-0.1.1 Annual					False	False	False	-	-	-		
073-0.1.2 Less frequent					False	False	False	-	-	-		
073-0.1.3 More frequent					False	False	False	-	-	-		

Ireland

(2012-2021) data tables

Question	2012	2013	2014	2015	2016	2017	2018	2019	2020	2021	Variations for quantitative questions	
											2012-2021	2020-2021
073-1.1.1 Evaluation used for the allocation of resources within the court			No	No	False	False	False	False	False	False		
073-2.1.1 Courses of action taken in the evaluation is used for the allocation of resources							False	-	-	-		
073-2.1.2 Reallocating resources (human/financial resources based on performance)							False	-	-	-		
073-2.1.3 Reengineering of internal procedures to increase efficiency							False	-	-	-		
073-2.1.4 Other							False	-	-	-		
073-3.1.1 Regular evaluation of the public prosecution services performance									False	False		
073-4.1.1 Annual									-	-		
073-4.1.2 Less frequent									-	-		
073-4.1.3 More frequent									-	-		
073-5.1.1 Evaluation used for the allocation of resources within the public prosecution services									False	False		
073-6.1.1 Identifying the causes of improved or deteriorated performance									-	-		
073-6.1.2 Reallocating resources (human/financial resources based on performance)									-	-		
073-6.1.3 Reengineering of internal procedures to increase efficiency									-	-		
073-6.1.4 Other									-	-		
070.1.1 number of incoming cases	Yes	Yes	Yes	Yes	True	True	True	True	True	True		
070.1.2 length of proceedings (timeframes)	No	No	Yes	Yes	True	True	True	True	True	True		
070.1.3 number of resolved cases	Yes	Yes	Yes	Yes	True	True	False	False	False	False		
070.1.4 number of pending cases							False	False	False	False		
070.1.5 backlogs							False	False	False	False		
070.1.6 productivity of judges and court staff							False	False	False	False		

Ireland

(2012-2021) data tables

Question	2012	2013	2014	2015	2016	2017	2018	2019	2020	2021	Variations for quantitative questions	
											2012-2021	2020-2021
070.1.7 satisfaction of court staff							False	False	False	False		
070.1.8 satisfaction of users (regarding the services delivered by the courts)							False	False	False	False		
070.1.9 costs of the judicial procedures							False	False	False	False		
070.1.10 number of appeals							False	False	False	False		
070.1.11 appeal ratio							False	False	False	False		
070.1.12 clearance rate							False	False	False	False		
070-1.1.1 Number of incoming cases									True	True		
070-1.1.2 Length of proceedings (timeframes)									True	True		
070-1.1.3 Number of resolved cases									True	True		
070-1.1.4 Number of pending cases									True	True		
070-1.1.5 Backlogs									False	False		
070-1.1.6 Productivity of prosecutors and prosecution staff									True	True		
070-1.1.7 Satisfaction of prosecution staff									False	False		
070-1.1.8 Satisfaction of users (regarding the services delivered by the public prosecution)									False	False		
070-1.1.9 Costs of the judicial procedures									True	True		
070-1.1.10 Clearance rate									False	False		
070-1.1.11 Disposition time									False	False		
070-1.1.12 Percentage of convictions and acquittals									True	True		
070-1.1.13 Other									False	False		
071.1.1 Monitoring backlogs in Civil law cases									-	-		

Ireland

(2012-2021) data tables

Question	2012	2013	2014	2015	2016	2017	2018	2019	2020	2021	Variations for quantitative questions	
											2012-2021	2020-2021
071.1.2 Monitoring backlogs in Criminal law cases									-	-		
071.1.3 Monitoring backlogs in Administrative law cases									-	-		
072.1.1 Monitoring timeframes Within the courts									False	False		
072.1.2 Monitoring timeframes Within the public prosecution services									False	False		
083-2.1.1 Quantitative performance tagets defined for each prosecutors									False	True		
083-3.1.1 Body responsible - Executive power (for example the Ministry of Justice)									NAP	False		
083-3.1.2 Body responsible - Prosecutor General /State public prosecutor									NAP	True		
083-3.1.3 Body responsible - Public Prosecutorial Council									NAP	False		
083-3.1.4 Body responsible - Head of the organisational unit or hierarchically superior public prosecutor									NAP	True		
083-3.1.5 Body responsible - Other									NAP	False		
120.1.1 Qualitative individual assessment of the public prosecutors' work									True	True		
120-1.1.1 Feequency - Annual									True	True		
120-1.1.2 Feequency - Less frequent									False	False		
120-1.1.3 Feequency - More frequent									False	False		

Indicator 2: The judicial organisation												
(Q42, Q43 and Q44)												
Q42.1.1Total number of all courts - legal entities	-	-	-	-	-	-	-	-	7	7	-	0,0%
Q42.1.2 Total number of courts of general jurisdiction - legal entities	-	-	-	-	-	-	-	-	5	5	-	0,0%
Q42.1.3 First instance courts of general jurisdiction - legal entities	3	3	3	3	3	3	3	3	3	3	0,0%	0,0%
Q42.1.4 Second instance courts of general jurisdiction - legal entities	-	-	-	-	-	-	-	-	2	1	-	-50,0%

Ireland

(2012-2021) data tables

Question	2012	2013	2014	2015	2016	2017	2018	2019	2020	2021	Variations for quantitative questions	
											2012-2021	2020-2021
Q42.1.5 Highest instance courts of general jurisdiction - legal entities	-	-	-	-	-	-	-	-	NAP	1	-	-
Q42.1.6 Total number of specialised courts - legal entities	-	-	-	-	-	-	-	-	2	2	-	0,0%
43.1.1 Total number of specialised courts of first instance	1	1	1	1	2	2	2	2	2	2	100,0%	0,0%
43.1.2 Commercial courts (excluded insolvency courts)	NAP	NAP	NAP	NAP	NAP	NAP	NAP	NAP	NAP	NAP	-	-
43.1.3 Insolvency courts	NAP	NAP	NAP	NAP	NAP	NAP	NAP	NAP	NAP	NAP	-	-
43.1.4 Labour courts	NAP	NAP	NAP	NAP	NAP	NAP	NAP	NAP	NAP	NAP	-	-
43.1.5 Family courts	NAP	NAP	NAP	NAP	NAP	NAP	NAP	NAP	NAP	NAP	-	-
43.1.6 Rent and tenancies courts	NAP	NAP	NAP	NAP	NAP	NAP	NAP	NAP	NAP	NAP	-	-
43.1.7 Enforcement of criminal sanctions courts	NAP	NAP	NAP	NAP	NAP	NAP	NAP	NAP	NAP	NAP	-	-
43.1.8 Fight against terrorism, organised crime and corruption	NAP	NAP	NAP	NAP	2	2	2	2	2	2	-	0,0%
43.1.9 Internet related disputes	NAP	NAP	NAP	NAP	NAP	NAP	NAP	NAP	NAP	NAP	-	-
43.1.10 Administrative courts	NAP	NAP	NAP	NAP	NAP	NAP	NAP	NAP	NAP	NAP	-	-
43.1.11 Insurance and / or social welfare courts	NAP	NAP	NAP	NAP	NAP	NAP	NAP	NAP	NAP	NAP	-	-
43.1.12 Military courts	NAP	NAP	NAP	NAP	NAP	NAP	NAP	NAP	NAP	NAP	-	-
43.1.13 Juvenile courts	-	-	-	-	-	-	-	-	NAP	NAP	-	-
43.1.14 Other specialised courts	1	1	1	1	NAP	NAP	NAP	NAP	NAP	NAP	-	-
43.2.1 Total number of specialised courts of higher instances	-	-	-	-	-	-	-	-	NAP	NAP	-	-
43.2.2 Commercial courts (excluded insolvency courts)	-	-	-	-	-	-	-	-	NAP	NAP	-	-
43.2.3 Insolvency courts	-	-	-	-	-	-	-	-	NAP	NAP	-	-
43.2.4 Labour courts	-	-	-	-	-	-	-	-	NAP	NAP	-	-

Ireland

(2012-2021) data tables

Question	2012	2013	2014	2015	2016	2017	2018	2019	2020	2021	Variations for quantitative questions	
											2012-2021	2020-2021
43.2.5 Family courts	-	-	-	-	-	-	-	-	NAP	NAP	-	-
43.2.6 Rent and tenancies courts	-	-	-	-	-	-	-	-	NAP	NAP	-	-
43.2.7 Enforcement of criminal sanctions courts	-	-	-	-	-	-	-	-	NAP	NAP	-	-
43.2.8 Fight against terrorism, organised crime and corruption	-	-	-	-	-	-	-	-	NAP	NAP	-	-
43.2.9 Internet related disputes	-	-	-	-	-	-	-	-	NAP	NAP	-	-
43.2.10 Administrative courts	-	-	-	-	-	-	-	-	NAP	NAP	-	-
43.2.11 Insurance and / or social welfare courts	-	-	-	-	-	-	-	-	NAP	NAP	-	-
43.2.12 Military courts	-	-	-	-	-	-	-	-	NAP	NAP	-	-
43.2.13 Juvenile courts	-	-	-	-	-	-	-	-	NAP	NAP	-	-
43.2.14 Other specialised courts	-	-	-	-	-	-	-	-	NAP	NAP	-	-
44.1.1 First instance courts geographic locations	-	-	-	-	-	-	-	-	93	93	-	0,0%
44.1.2 All courts geographic locations	105	100	94	94	95	95	95	95	95	95	-9,5%	0,0%

Indicator 3: The performance of courts at all stages of the proceedings												
First instance other than criminal cases (Q91)												
91.1.1 1st inst courts_Pending cases on 1 Jan. Total of other than criminal law cases (1+2+3+4)	NA	NA	NA	NA	NA	NA	NA	NA	NA	NA	-	-
91.1.2 1st inst courts_Pending cases on 1 Jan. Civil (and commercial) litigious cases	NA	NA	NA	NA	NA	NA	NA	NA	NA	NA	-	-
91.1.3 1st inst courts_Pending cases on 1 Jan. Non litigious cases (2.1+2.2+2.3)	-	-	NA	NA	NA	NA	NA	NA	NA	NA	-	-
91.1.4 1st inst courts_Pending cases on 1 Jan. General civil (and commercial) non-litigious cases	NA	NA	NA	NA	NA	NA	NA	NA	NA	NA	-	-
91.1.5 1st inst courts_Pending cases on 1 Jan. Registry cases (2.2.1+2.2.2+2.2.3)	-	-	NAP	NAP	NAP	NAP	NAP	NAP	NAP	NAP	-	-

Ireland

(2012-2021) data tables

Question	2012	2013	2014	2015	2016	2017	2018	2019	2020	2021	Variations for quantitative questions	
											2012-2021	2020-2021
91.1.6 1st inst courts_Pending cases on 1 Jan. Non litigious land registry cases	NAP	NAP	NAP	NAP	NAP	NAP	NAP	NAP	NAP	NAP	-	-
91.1.7 1st inst courts_Pending cases on 1 Jan. Non-litigious business registry cases	NAP	NAP	NAP	NAP	NAP	NAP	NAP	NAP	NAP	NAP	-	-
91.1.8 1st inst courts_Pending cases on 1 Jan. Other registry cases	-	-	NAP	NAP	NAP	NAP	NAP	NAP	NAP	NAP	-	-
91.1.9 1st inst courts_Pending cases on 1 Jan. Other non-litigious cases	-	-	NAP	NAP	NAP	NAP	NAP	NAP	NAP	NAP	-	-
91.1.10 1st inst courts_Pending cases on 1 Jan. Administrative law cases	NAP	NAP	NAP	NAP	NAP	NAP	NAP	NAP	NA	NA	-	-
91.1.11 1st inst courts_Pending cases on 1 Jan. Other cases (e.g. insolvency registry cases)	NA	NA	NA	NA	NA	NA	NA	NA	NAP	NAP	-	-
91.2.1 1st inst courts_Incoming cases_Total of other than criminal law cases (1+2+3+4)	NA	NA	250 402	245 462	233 058	225 215	223 906	230 240	208 579	138 451	-	-33,6%
91.2.2 1st inst courts_Incoming cases_Civil (and commercial) litigious cases	180 287	195 299	143 993	138 540	127 395	128 820	131 159	135 208	162 065	107 330	-40,5%	-33,8%
91.2.3 1st inst courts_Incoming cases_Non litigious cases (2.1+2.2+2.3)	-	-	105 215	105 623	104 848	95 363	91 655	93 740	46 514	31 121	-	-33,1%
91.2.4 1st inst courts_Incoming cases_General civil (and commercial) non-litigious cases	NA	NA	105 215	105 623	104 848	95 363	91 655	93 740	46 514	31 121	-	-33,1%
91.2.5 1st inst courts_Incoming cases_Registry cases (2.2.1+2.2.2+2.2.3)	-	-	NAP	NAP	NAP	NAP	NAP	NAP	NAP	NAP	-	-
91.2.6 1st inst courts_Incoming cases_Non litigious land registry cases	NAP	NAP	NAP	NAP	NAP	NAP	NAP	NAP	NAP	NAP	-	-
91.2.7 1st inst courts_Incoming cases_Non-litigious business registry cases	NAP	NAP	NAP	NAP	NAP	NAP	NAP	NAP	NAP	NAP	-	-
91.2.8 1st inst courts_Incoming cases_Other registry cases	-	-	NAP	NAP	NAP	NAP	NAP	NAP	NAP	NAP	-	-
91.2.9 1st inst courts_Incoming cases_Other non-litigious cases	-	-	NAP	NAP	NAP	NAP	NAP	NAP	NAP	NAP	-	-
91.2.10 1st inst courts_Incoming cases_Administrative law cases	NAP	NAP	NAP	NAP	NAP	NAP	NAP	NAP	NA	NA	-	-
91.2.11 1st inst courts_Incoming cases_Other cases (e.g. insolvency registry cases)	NA	NA	1 194	1 299	815	1 032	1 092	1 292	NAP	NAP	-	-
91.3.1 1st inst courts_Resolved cases_Total of other than criminal law cases (1+2+3+4)	NA	NA	182 409	187 987	177 247	183 793	175 913	173 602	129 390	104 396	-	-19,3%
91.3.2 1st inst courts_Resolved cases_Civil (and commercial) litigious cases	NA	NA	80 027	87 505	75 463	93 729	82 744	85 193	97 689	76 841	-	-21,3%
91.3.3 1st inst courts_Resolved cases_Non litigious cases (2.1+2.2+2.3)	-	-	101 188	99 183	100 969	89 032	92 077	87 117	31 701	28 095	-	-11,4%

Ireland

(2012-2021) data tables

Question	2012	2013	2014	2015	2016	2017	2018	2019	2020	2021	Variations for quantitative questions	
											2012-2021	2020-2021
91.3.4 1st inst courts_Resolved cases_General civil (and commercial) non-litigious cases	NA	120 010	101 188	99 183	100 969	89 032	92 077	87 117	31 701	28 095	-	-11,4%
91.3.5 1st inst courts_Resolved cases_Registry cases (2.2.1+2.2.2+2.2.3)	-	-	NAP	NAP	NAP	NAP	NAP	NAP	NAP	NAP	-	-
91.3.6 1st inst courts_Resolved cases_Non litigious land registry cases	NAP	NAP	NAP	NAP	NAP	NAP	NAP	NAP	NAP	NAP	-	-
91.3.7 1st inst courts_Resolved cases_Non-litigious business registry cases	NAP	NAP	NAP	NAP	NAP	NAP	NAP	NAP	NAP	NAP	-	-
91.3.8 1st inst courts_Resolved cases_Other registry cases	-	-	NAP	NAP	NAP	NAP	NAP	NAP	NAP	NAP	-	-
91.3.9 1st inst courts_Resolved cases_Other non-litigious cases	-	-	NAP	NAP	NAP	NAP	NAP	NAP	NAP	NAP	-	-
91.3.10 1st inst courts_Resolved cases_Administrative law cases	NAP	NAP	NAP	NAP	NAP	NAP	NAP	NAP	NA	NA	-	-
91.3.11 1st inst courts_Resolved cases_Other cases (e.g. insolvency registry cases)	NA	35	1 194	1 299	815	1 032	1 092	1 292	NAP	NAP	-	-
91.4.1 1st inst courts_Pending cases on 31 Dec. Total of other than criminal law cases (1+2+3+4)	NA	NA	NA	NA	NA	NA	NA	NA	NA	NA	-	-
91.4.2 1st inst courts_Pending cases on 31 Dec. Civil (and commercial) litigious cases	NA	NA	NA	NA	NA	NA	NA	NA	NA	NA	-	-
91.4.3 1st inst courts_Pending cases on 31 Dec. Non litigious cases (2.1+2.2+2.3)	-	-	NA	NA	NA	NA	NA	NA	NA	NA	-	-
91.4.4 1st inst courts_Pending cases on 31 Dec. General civil (and commercial) non-litigious cases	NA	NA	NA	NA	NA	NA	NA	NA	NA	NA	-	-
91.4.5 1st inst courts_Pending cases on 31 Dec. Registry cases (2.2.1+2.2.2+2.2.3)	-	-	NAP	NAP	NAP	NAP	NAP	NAP	NAP	NAP	-	-
91.4.6 1st inst courts_Pending cases on 31 Dec. Non litigious land registry cases	NAP	NAP	NAP	NAP	NAP	NAP	NAP	NAP	NAP	NAP	-	-
91.4.7 1st inst courts_Pending cases on 31 Dec. Non-litigious business registry cases	NAP	NAP	NAP	NAP	NAP	NAP	NAP	NAP	NAP	NAP	-	-
91.4.8 1st inst courts_Pending cases on 31 Dec. Other registry cases	-	-	NAP	NAP	NAP	NAP	NAP	NAP	NAP	NAP	-	-
91.4.9 1st inst courts_Pending cases on 31 Dec. Other non-litigious cases	-	-	NAP	NAP	NAP	NAP	NAP	NAP	NAP	NAP	-	-
91.4.10 1st inst courts_Pending cases on 31 Dec. Administrative law cases	NAP	NAP	NAP	NAP	NAP	NAP	NAP	NAP	NA	NA	-	-
91.4.11 1st inst courts_Pending cases on 31 Dec. Other cases (e.g. insolvency registry cases)	NA	NA	NA	NA	NA	NA	NA	NA	NAP	NAP	-	-

Ireland

(2012-2021) data tables

Question	2012	2013	2014	2015	2016	2017	2018	2019	2020	2021	Variations for quantitative questions	
											2012-2021	2020-2021
Table 3.2.1.1 to 3.2.1.2 (all years) First instance courts: Clearance rate and disposition time for other than criminal cases (Q91)												
Table 3.3.4 to 3.3.7 Variation of Clearence Rate and Disposition Time of first instance other than criminal cases (Q91)												
Table 3.13.1 (EC) to 3.13.6 (EC) First instance courts: Disposition time and clearance rate for other than criminal cases (Q91)												
CR Total of other than criminal law cases	NA	NA	72,8%	76,6%	76,1%	81,6%	78,6%	75,4%	62,0%	75,4%	-	13,37
CR Civil (and commercial) litigious cases	NA	NA	55,6%	63,2%	59,2%	72,8%	63,1%	63,0%	60,3%	71,6%	-	11,32
CR Non litigious cases (2.1+2.2+2.3)	-	-	96,2%	93,9%	96,3%	93,4%	100,5%	92,9%	68,2%	90,3%	-	22,12
CR General civil (and commercial) non-litigious cases	NA	NA	96,2%	93,9%	96,3%	93,4%	100,5%	92,9%	68,2%	90,3%	-	22,12
CR Registry cases (2.2.1+2.2.2+2.2.3)	-	-	NAP	NAP	NAP	NAP	NAP	NAP	NAP	NAP	-	-
CR Non litigious land registry cases	NAP	NAP	NAP	NAP	NAP	NAP	NAP	NAP	NAP	NAP	-	-
CR Non-litigious business registry cases	NAP	NAP	NAP	NAP	NAP	NAP	NAP	NAP	NAP	NAP	-	-
CR Other registry cases	-	-	NAP	NAP	NAP	NAP	NAP	NAP	NAP	NAP	-	-
CR Other non-litigious cases	-	-	NAP	NAP	NAP	NAP	NAP	NAP	NAP	NAP	-	-
CR Administrative law cases	NAP	NAP	NAP	NAP	NAP	NAP	NAP	NAP	NA	NA	-	-
CR Other cases (e.g. insolvency registry cases)	NA	NA	100,0%	100,0%	100,0%	100,0%	100,0%	100,0%	NAP	NAP	-	-
DT Total of other than criminal law cases	NA	NA	NA	NA	NA	NA	NA	NA	NA	NA	-	-
DT Civil (and commercial) litigious cases	NA	NA	NA	NA	NA	NA	NA	NA	NA	NA	-	-
DT Non litigious cases (2.1+2.2+2.3)	-	-	NA	NA	NA	NA	NA	NA	NA	NA	-	-
DT General civil (and commercial) non-litigious cases	NA	NA	NA	NA	NA	NA	NA	NA	NA	NA	-	-
DT Registry cases (2.2.1+2.2.2+2.2.3)	-	-	NAP	NAP	NAP	NAP	NAP	NAP	NAP	NAP	-	-
DT Non litigious land registry cases	NAP	NAP	NAP	NAP	NAP	NAP	NAP	NAP	NAP	NAP	-	-

Ireland

(2012-2021) data tables

Question	2012	2013	2014	2015	2016	2017	2018	2019	2020	2021	Variations for quantitative questions	
											2012-2021	2020-2021
DT Non-litigious business registry cases	NAP	NAP	NAP	NAP	NAP	NAP	NAP	NAP	NAP	NAP	-	-
DT Other registry cases	-	-	NAP	NAP	NAP	NAP	NAP	NAP	NAP	NAP	-	-
DT Other non-litigious cases	-	-	NAP	NAP	NAP	NAP	NAP	NAP	NAP	NAP	-	-
DT Administrative law cases	NAP	NAP	NAP	NAP	NAP	NAP	NAP	NAP	NA	NA	-	-
DT Other cases (e.g. insolvency registry cases)	NA	NA	NA	NA	NA	NA	NA	NA	NAP	NAP	-	-

First instance courts, number of cases for specific case categories (Q101)												
101.1.1 Pending cases on 1 Jan. _Litigious divorce case	NA	NA	NA	NA	NA	NA	NA	NA	NA	NA	-	-
101.1.2 Pending cases on 1 Jan. _Employment dismissal case	NA	NA	NA	NA	NA	NA	NA	NA	NA	NA	-	-
101.1.3 Pending cases on 1 Jan. _Insolvency	486	NA	NA	NA	NA	NA	NA	NA	NA	NA	-	-
101.1.3 Pending cases on 1 Jan. _Robbery cases	-	-	-	-	-	-	-	-	NA	NA	-	-
101.1.3 Pending cases on 1 Jan. _Intentional homicide	-	-	-	-	-	-	-	-	NA	NA	-	-
101.2.1 Incoming cases_Litigious divorce case	3 482	3 609	3 831	4 314	4 179	3 995	3 888	4 073	5 266	5 856	68,2%	11,2%
101.2.2 Incoming cases_Employment dismissal case	NA	358	69	135	121	48	18	13	5	5	-	0,0%
101.2.3 Incoming cases_Insolvency	380	314	1 615	2 368	2 909	3 060	1 526	1 496	3 002	5 337	1304,5%	77,8%
101.2.3 Incoming cases_Robbery cases	-	-	-	-	-	-	-	-	35 354	37 671	-	6,6%
101.2.3 Incoming cases_Intentional homicide	-	-	-	-	-	-	-	-	42	53	-	26,2%
101.3.1 Resolved cases_Litigious divorce case	2 892	2 949	2 638	3 291	3 277	3 434	3 252	3 573	3 183	4 286	48,2%	34,7%
101.3.2 Resolved cases_Employment dismissal case	NA	120	89	102	105	73	31	22	9	4	-	-55,6%
101.3.3 Resolved cases_Insolvency	275	236	1 055	1 805	1 989	1 736	1 549	1 258	3 153	5 741	1987,6%	82,1%

Ireland

(2012-2021) data tables

Question	2012	2013	2014	2015	2016	2017	2018	2019	2020	2021	Variations for quantitative questions	
											2012-2021	2020-2021
101.3.3 Resolved cases_Robbery cases	-	-	-	-	-	-	-	-	23 572	33 033	-	40,1%
101.3.3 Resolved cases_Intentional homicide	-	-	-	-	-	-	-	-	29	27	-	-6,9%
101.4.1 Pending cases on 31 Dec. _Litigious divorce case	NA	NA	NA	NA	NA	NA	NA	NA	NA	NA	-	-
101.4.2 Pending cases on 31 Dec. _Employment dismissal case	NA	NA	NA	NA	NA	NA	NA	NA	NA	NA	-	-
101.4.3 Pending cases on 31 Dec. _Insolvency	524	NA	NA	NA	NA	NA	NA	NA	NA	NA	-	-
101.4.3 Pending cases on 31 Dec. _Robbery cases	-	-	-	-	-	-	-	-	NA	NA	-	-
101.4.3 Pending cases on 31 Dec. _Intentional homicide	-	-	-	-	-	-	-	-	NA	NA	-	-

First instance courts: Clearance rate and disposition time for specific case categories (Q101)												
CR Litigious divorce cases	83,1%	81,7%	68,9%	76,3%	78,4%	86,0%	83,6%	87,7%	60,4%	73,2%	(9,87)	12,75
CR Employment dismissal cases	NA	33,5%	129,0%	75,6%	86,8%	152,1%	172,2%	169,2%	180,0%	80,0%	-	(100,00)
CR Insolvency cases	72,4%	75,2%	65,3%	76,2%	68,4%	56,7%	101,5%	84,1%	105,0%	107,6%	35,20	2,54
DT Litigious divorce cases	NA	NA	NA	NA	NA	NA	NA	NA	NA	NA	-	-
DT Employment dismissal cases	NA	NA	NA	NA	NA	NA	NA	NA	NA	NA	-	-
DT Insolvency cases	695	NA	NA	NA	NA	NA	NA	NA	NA	NA	-	-

Second instance other than criminal cases (Q97)												
97.1.1 2nd inst courts_Pending cases on 1 Jan. Total of other than criminal law cases (1+2+3+4)			NA	NA	NA	NA	NA	NA	NA	NA	-	-
97.1.2 2nd inst courts_Pending cases on 1 Jan. Civil (and commercial) litigious cases			NA	NA	NA	NA	NA	NA	NA	NA	-	-
97.1.3 2nd inst courts_Pending cases on 1 Jan. Non litigious cases (2.1+2.2+2.3)			NAP	NAP	NAP	NAP	NAP	NAP	NAP	NAP	-	-

Ireland

(2012-2021) data tables

Question	2012	2013	2014	2015	2016	2017	2018	2019	2020	2021	Variations for quantitative questions	
											2012-2021	2020-2021
97.1.4 2nd inst courts_Pending cases on 1 Jan. General civil (and commercial) non-litigious cases			NAP	NAP	NAP	NAP	NAP	NAP	NAP	NAP	-	-
97.1.5 2nd inst courts_Pending cases on 1 Jan. Registry cases (2.2.1+2.2.2+2.2.3)			NAP	NAP	NAP	NAP	NAP	NAP	NAP	NAP	-	-
97.1.6 2nd inst courts_Pending cases on 1 Jan. Non litigious land registry cases			NAP	NAP	NAP	NAP	NAP	NAP	NAP	NAP	-	-
97.1.7 2nd inst courts_Pending cases on 1 Jan. Non-litigious business registry cases			NAP	NAP	NAP	NAP	NAP	NAP	NAP	NAP	-	-
97.1.8 2nd inst courts_Pending cases on 1 Jan. Other registry cases			NAP	NAP	NAP	NAP	NAP	NAP	NAP	NAP	-	-
97.1.9 2nd inst courts_Pending cases on 1 Jan. Other non-litigious cases			NAP	NAP	NAP	NAP	NAP	NAP	NAP	NAP	-	-
97.1.10 2nd inst courts_Pending cases on 1 Jan. Administrative law cases			NAP	NAP	NAP	NAP	NAP	NAP	NA	NA	-	-
97.1.11 2nd inst courts_Pending cases on 1 Jan. Other cases			NAP	NAP	NAP	NAP	NAP	NAP	NAP	NAP	-	-
97.2.1 2nd inst courts_Incoming cases_Total of other than criminal law cases (1+2+3+4)			2 334	2 637	2 679	2 673	2 827	2 685	1 403	1 416	-	0,9%
97.2.2 2nd inst courts_Incoming cases_Civil (and commercial) litigious cases			2 334	2 637	2 679	2 673	2 827	2 685	1 403	1 416	-	0,9%
97.2.3 2nd inst courts_Incoming cases_Non litigious cases (2.1+2.2+2.3)			NAP	NAP	NAP	NAP	NAP	NAP	NAP	NAP	-	-
97.2.4 2nd inst courts_Incoming cases_General civil (and commercial) non-litigious cases			NAP	NAP	NAP	NAP	NAP	NAP	NAP	NAP	-	-
97.2.5 2nd inst courts_Incoming cases_Registry cases (2.2.1+2.2.2+2.2.3)			NAP	NAP	NAP	NAP	NAP	NAP	NAP	NAP	-	-
97.2.6 2nd inst courts_Incoming cases_Non litigious land registry cases			NAP	NAP	NAP	NAP	NAP	NAP	NAP	NAP	-	-
97.2.7 2nd inst courts_Incoming cases_Non-litigious business registry cases			NAP	NAP	NAP	NAP	NAP	NAP	NAP	NAP	-	-
97.2.8 2nd inst courts_Incoming cases_Other registry cases			NAP	NAP	NAP	NAP	NAP	NAP	NAP	NAP	-	-
97.2.9 2nd inst courts_Incoming cases_Other non-litigious cases			NAP	NAP	NAP	NAP	NAP	NAP	NAP	NAP	-	-
97.2.10 2nd inst courts_Incoming cases_Administrative law cases			NAP	NAP	NAP	NAP	NAP	NAP	NA	NA	-	-
97.2.11 2nd inst courts_Incoming cases_Other cases			NAP	NAP	NAP	NAP	NAP	NAP	NAP	NAP	-	-
97.3.1 2nd inst courts_Resolved cases_Total of other than criminal law cases (1+2+3+4)			1 754	2 227	2 208	1 755	2 119	2 498	1 468	1 096	-	-25,3%

Ireland

(2012-2021) data tables

Question	2012	2013	2014	2015	2016	2017	2018	2019	2020	2021	Variations for quantitative questions	
											2012-2021	2020-2021
97.3.2 2nd inst courts_Resolved cases_Civil (and commercial) litigious cases			1 754	2 227	2 208	1 755	2 119	2 498	1 468	1 096	-	-25,3%
97.3.3 2nd inst courts_Resolved cases_Non litigious cases (2.1+2.2+2.3)			NAP	NAP	NAP	NAP	NAP	NAP	NAP	NAP	-	-
97.3.4 2nd inst courts_Resolved cases_General civil (and commercial) non-litigious cases			NAP	NAP	NAP	NAP	NAP	NAP	NAP	NAP	-	-
97.3.5 2nd inst courts_Resolved cases_Registry cases (2.2.1+2.2.2+2.2.3)			NAP	NAP	NAP	NAP	NAP	NAP	NAP	NAP	-	-
97.3.6 2nd inst courts_Resolved cases_Non litigious land registry cases			NAP	NAP	NAP	NAP	NAP	NAP	NAP	NAP	-	-
97.3.7 2nd inst courts_Resolved cases_Non-litigious business registry cases			NAP	NAP	NAP	NAP	NAP	NAP	NAP	NAP	-	-
97.3.8 2nd inst courts_Resolved cases_Other registry cases			NAP	NAP	NAP	NAP	NAP	NAP	NAP	NAP	-	-
97.3.9 2nd inst courts_Resolved cases_Other non-litigious cases			NAP	NAP	NAP	NAP	NAP	NAP	NAP	NAP	-	-
97.3.10 2nd inst courts_Resolved cases_Administrative law cases			NAP	NAP	NAP	NAP	NAP	NAP	NA	NA	-	-
97.3.11 2nd inst courts_Resolved cases_Other cases			NAP	NAP	NAP	NAP	NAP	NAP	NAP	NAP	-	-
97.4.1 2nd inst courts_Pending cases on 31 Dec. Total of other than criminal law cases (1+2+3+4)			NA	NA	NA	NA	NA	NA	NA	NA	-	-
97.4.2 2nd inst courts_Pending cases on 31 Dec. Civil (and commercial) litigious cases			NA	NA	NA	NA	NA	NA	NA	NA	-	-
97.4.3 2nd inst courts_Pending cases on 31 Dec. Non litigious cases (2.1+2.2+2.3)			NAP	NAP	NAP	NAP	NAP	NAP	NAP	NAP	-	-
97.4.4 2nd inst courts_Pending cases on 31 Dec. General civil (and commercial) non-litigious cases			NAP	NAP	NAP	NAP	NAP	NAP	NAP	NAP	-	-
97.4.5 2nd inst courts_Pending cases on 31 Dec. Registry cases (2.2.1+2.2.2+2.2.3)			NAP	NAP	NAP	NAP	NAP	NAP	NAP	NAP	-	-
97.4.6 2nd inst courts_Pending cases on 31 Dec. Non litigious land registry cases			NAP	NAP	NAP	NAP	NAP	NAP	NAP	NAP	-	-
97.4.7 2nd inst courts_Pending cases on 31 Dec. Non-litigious business registry cases			NAP	NAP	NAP	NAP	NAP	NAP	NAP	NAP	-	-
97.4.8 2nd inst courts_Pending cases on 31 Dec. Other registry cases			NAP	NAP	NAP	NAP	NAP	NAP	NAP	NAP	-	-
97.4.9 2nd inst courts_Pending cases on 31 Dec. Other non-litigious cases			NAP	NAP	NAP	NAP	NAP	NAP	NAP	NAP	-	-
97.4.10 2nd inst courts_Pending cases on 31 Dec. Administrative law cases			NAP	NAP	NAP	NAP	NAP	NAP	NA	NA	-	-

Ireland

(2012-2021) data tables

Question	2012	2013	2014	2015	2016	2017	2018	2019	2020	2021	Variations for quantitative questions	
											2012-2021	2020-2021
97.4.11 2nd inst courts_Pending cases on 31 Dec. Other cases			NAP	NAP	NAP	NAP	NAP	NAP	NAP	NAP	-	-
97.5.1 2nd inst courts_Pending more than 2 years - Total of other than criminal law cases (1+2+3+4)			-	-	NA	NA	NA	NA	NA	NA	-	-
97.5.2 2nd inst courts_Pending more than 2 years - Civil (and commercial) litigious cases			-	-	NA	NA	NA	NA	NA	NA	-	-
97.5.10 2nd inst courts_Pending more than 2 years - Administrative law cases			-	-	NAP	NAP	NAP	NAP	NA	NA	-	-

Clearance rate and disposition time for second instance other than criminal law cases (Q97)												
CR Total of other than criminal law cases			75,1%	84,5%	82,4%	65,7%	75,0%	93,0%	104,6%	77,4%	-	(27,23)
CR Civil (and commercial) litigious cases			75,1%	84,5%	82,4%	65,7%	75,0%	93,0%	104,6%	77,4%	-	(27,23)
CR Non litigious cases (2.1+2.2+2.3)			NAP	NAP	NAP	NAP	NAP	NAP	NAP	NAP	-	-
CR General civil (and commercial) non-litigious cases			NAP	NAP	NAP	NAP	NAP	NAP	NAP	NAP	-	-
CR Registry cases (2.2.1+2.2.2+2.2.3)			NAP	NAP	NAP	NAP	NAP	NAP	NAP	NAP	-	-
CR Non litigious land registry cases			NAP	NAP	NAP	NAP	NAP	NAP	NAP	NAP	-	-
CR Non-litigious business registry cases			NAP	NAP	NAP	NAP	NAP	NAP	NAP	NAP	-	-
CR Other registry cases			NAP	NAP	NAP	NAP	NAP	NAP	NAP	NAP	-	-
CR Other non-litigious cases			NAP	NAP	NAP	NAP	NAP	NAP	NAP	NAP	-	-
CR Administrative law cases			NAP	NAP	NAP	NAP	NAP	NAP	NA	NA	-	-
CR Other cases (e.g. insolvency registry cases)			NAP	NAP	NAP	NAP	NAP	NAP	NAP	NAP	-	-
DT Total of other than criminal law cases			NA	NA	NA	NA	NA	NA	NA	NA	-	-
DT Civil (and commercial) litigious cases			NA	NA	NA	NA	NA	NA	NA	NA	-	-
DT Non litigious cases (2.1+2.2+2.3)			NAP	NAP	NAP	NAP	NAP	NAP	NAP	NAP	-	-

Ireland

(2012-2021) data tables

Question	2012	2013	2014	2015	2016	2017	2018	2019	2020	2021	Variations for quantitative questions	
											2012-2021	2020-2021
DT General civil (and commercial) non-litigious cases			NAP	NAP	NAP	NAP	NAP	NAP	NAP	NAP	-	-
DT Registry cases (2.2.1+2.2.2+2.2.3)			NAP	NAP	NAP	NAP	NAP	NAP	NAP	NAP	-	-
DT Non litigious land registry cases			NAP	NAP	NAP	NAP	NAP	NAP	NAP	NAP	-	-
DT Non-litigious business registry cases			NAP	NAP	NAP	NAP	NAP	NAP	NAP	NAP	-	-
DT Other registry cases			NAP	NAP	NAP	NAP	NAP	NAP	NAP	NAP	-	-
DT Other non-litigious cases			NAP	NAP	NAP	NAP	NAP	NAP	NAP	NAP	-	-
DT Administrative law cases			NAP	NAP	NAP	NAP	NAP	NAP	NA	NA	-	-
DT Other cases (e.g. insolvency registry cases)			NAP	NAP	NAP	NAP	NAP	NAP	NAP	NAP	-	-
Supreme courts' other than criminal law cases (Q99)												
99.1.1 High inst courts_Pending cases on 1 Jan. Total of other than criminal law cases (1+2+3+4)			NA	NA	334	187	144	181	NA	115	-	-
99.1.2 High inst courts_Pending cases on 1 Jan. Civil (and commercial) litigious cases			NA	NA	334	187	144	181	NA	115	-	-
99.1.3 High inst courts_Pending cases on 1 Jan. Non litigious cases (2.1+2.2+2.3)			NAP	NAP	NAP	NAP	NAP	NAP	NAP	NAP	-	-
99.1.4 High inst courts_Pending cases on 1 Jan. General civil (and commercial) non-litigious cases			NAP	NAP	NAP	NAP	NAP	NAP	NAP	NAP	-	-
99.1.5 High inst courts_Pending cases on 1 Jan. Registry cases (2.2.1+2.2.2+2.2.3)			NAP	NAP	NAP	NAP	NAP	NAP	NAP	NAP	-	-
99.1.6 High inst courts_Pending cases on 1 Jan. Non litigious land registry cases			NAP	NAP	NAP	NAP	NAP	NAP	NAP	NAP	-	-
99.1.7 High inst courts_Pending cases on 1 Jan. Non-litigious business registry cases			NAP	NAP	NAP	NAP	NAP	NAP	NAP	NAP	-	-
99.1.8 High inst courts_Pending cases on 1 Jan. Other registry cases			NAP	NAP	NAP	NAP	NAP	NAP	NAP	NAP	-	-
99.1.9 High inst courts_Pending cases on 1 Jan. Other non-litigious cases			NAP	NAP	NAP	NAP	NAP	NAP	NAP	NAP	-	-
99.1.10 High inst courts_Pending cases on 1 Jan. Administrative law cases			NAP	NAP	NAP	NAP	NAP	NAP	NA	NA	-	-

Ireland

(2012-2021) data tables

Question	2012	2013	2014	2015	2016	2017	2018	2019	2020	2021	Variations for quantitative questions	
											2012-2021	2020-2021
99.1.11 High inst courts_Pending cases on 1 Jan. Other cases (e.g. insolvency registry cases)			NAP	NAP	NAP	NAP	NAP	NAP	NAP	NAP	-	-
99.2.1 High inst courts_Incoming cases_Total of other than criminal law cases (1+2+3+4)			462	109	164	190	268	323	109	160	-	46,8%
99.2.2 High inst courts_Incoming cases_Civil (and commercial) litigious cases			462	109	164	190	268	323	109	160	-	46,8%
99.2.3 High inst courts_Incoming cases_Non litigious cases (2.1+2.2+2.3)			NAP	NAP	NAP	NAP	NAP	NAP	NAP	NAP	-	-
99.2.4 High inst courts_Incoming cases_General civil (and commercial) non-litigious cases			NAP	NAP	NAP	NAP	NAP	NAP	NAP	NAP	-	-
99.2.5 High inst courts_Incoming cases_Registry cases (2.2.1+2.2.2+2.2.3)			NAP	NAP	NAP	NAP	NAP	NAP	NAP	NAP	-	-
99.2.6 High inst courts_Incoming cases_Non litigious land registry cases			NAP	NAP	NAP	NAP	NAP	NAP	NAP	NAP	-	-
99.2.7 High inst courts_Incoming cases_Non-litigious business registry cases			NAP	NAP	NAP	NAP	NAP	NAP	NAP	NAP	-	-
99.2.8 High inst courts_Incoming cases_Other registry cases			NAP	NAP	NAP	NAP	NAP	NAP	NAP	NAP	-	-
99.2.9 High inst courts_Incoming cases_Other non-litigious cases			NAP	NAP	NAP	NAP	NAP	NAP	NAP	NAP	-	-
99.2.10 High inst courts_Incoming cases_Administrative law cases			NAP	NAP	NAP	NAP	NAP	NAP	NA	NA	-	-
99.2.11 High inst courts_Incoming cases_Other cases (e.g. insolvency registry cases)			NAP	NAP	NAP	NAP	NAP	NAP	NAP	NAP	-	-
99.3.1 High inst courts_Resolved cases_Total of other than criminal law cases (1+2+3+4)			702	524	311	233	242	343	124	176	-	41,9%
99.3.2 High inst courts_Resolved cases_Civil (and commercial) litigious cases			702	524	311	233	242	343	124	176	-	41,9%
99.3.3 High inst courts_Resolved cases_Non litigious cases (2.1+2.2+2.3)			NAP	NAP	NAP	NAP	NAP	NAP	NAP	NAP	-	-
99.3.4 High inst courts_Resolved cases_General civil (and commercial) non-litigious cases			NAP	NAP	NAP	NAP	NAP	NAP	NAP	NAP	-	-
99.3.5 High inst courts_Resolved cases_Registry cases (2.2.1+2.2.2+2.2.3)			NAP	NAP	NAP	NAP	NAP	NAP	NAP	NAP	-	-
99.3.6 High inst courts_Resolved cases_Non litigious land registry cases			NAP	NAP	NAP	NAP	NAP	NAP	NAP	NAP	-	-
99.3.7 High inst courts_Resolved cases_Non-litigious business registry cases			NAP	NAP	NAP	NAP	NAP	NAP	NAP	NAP	-	-
99.3.8 High inst courts_Resolved cases_Other registry cases			NAP	NAP	NAP	NAP	NAP	NAP	NAP	NAP	-	-

Ireland

(2012-2021) data tables

Question	2012	2013	2014	2015	2016	2017	2018	2019	2020	2021	Variations for quantitative questions	
											2012-2021	2020-2021
99.3.9 High inst courts_Resolved cases_Other non-litigious cases			NAP	NAP	NAP	NAP	NAP	NAP	NAP	NAP	-	-
99.3.10 High inst courts_Resolved cases_Administrative law cases			NAP	NAP	NAP	NAP	NAP	NAP	NA	NA	-	-
99.3.11 High inst courts_Resolved cases_Other cases (e.g. insolvency registry cases)			NAP	NAP	NAP	NAP	NAP	NAP	NAP	NAP	-	-
99.4.1 High inst courts_Pending cases on 31 Dec. Total of other than criminal law cases (1+2+3+4)			NA	NA	187	144	182	161	NA	99	-	-
99.4.2 High inst courts_Pending cases on 31 Dec. Civil (and commercial) litigious cases			NA	NA	187	144	170	161	NA	99	-	-
99.4.3 High inst courts_Pending cases on 31 Dec. Non litigious cases (2.1+2.2+2.3)			NAP	NAP	NAP	NAP	NAP	NAP	NAP	NAP	-	-
99.4.4 High inst courts_Pending cases on 31 Dec. General civil (and commercial) non-litigious cases			NAP	NAP	NAP	NAP	NAP	NAP	NAP	NAP	-	-
99.4.5 High inst courts_Pending cases on 31 Dec. Registry cases (2.2.1+2.2.2+2.2.3)			NAP	NAP	NAP	NAP	NAP	NAP	NAP	NAP	-	-
99.4.6 High inst courts_Pending cases on 31 Dec. Non litigious land registry cases			NAP	NAP	NAP	NAP	NAP	NAP	NAP	NAP	-	-
99.4.7 High inst courts_Pending cases on 31 Dec. Non-litigious business registry cases			NAP	NAP	NAP	NAP	NAP	NAP	NAP	NAP	-	-
99.4.8 High inst courts_Pending cases on 31 Dec. Other registry cases			NAP	NAP	NAP	NAP	NAP	NAP	NAP	NAP	-	-
99.4.9 High inst courts_Pending cases on 31 Dec. Other non-litigious cases			NAP	NAP	NAP	NAP	NAP	NAP	NAP	NAP	-	-
99.4.10 High inst courts_Pending cases on 31 Dec. Administrative law cases			NAP	NAP	NAP	NAP	NAP	NAP	NA	NA	-	-
99.4.11 High inst courts_Pending cases on 31 Dec. Other cases (e.g. insolvency registry cases)			NAP	NAP	NAP	NAP	NAP	NAP	NAP	NAP	-	-
99.5.1 High inst courts_Pending more than 2 years - Total of other than criminal law cases (1+2+3+4)			-	-	NA	NA	NA	NA	NA	NA	-	-
99.5.2 High inst courts_Pending more than 2 years - Civil (and commercial) litigious cases			-	-	NA	NA	NA	NA	NA	NA	-	-
99.5.10 High inst courts_Pending more than 2 years - Administrative law cases			-	-	NAP	NAP	NAP	NAP	NA	NA	-	-
Clearance rate and disposition time for Supreme courts' other than criminal law cases (Q97)												
CR Total of other than criminal law cases			151,9%	480,7%	189,6%	122,6%	90,3%	106,2%	113,8%	110,0%	-	(3,76)
CR Civil (and commercial) litigious cases			151,9%	480,7%	189,6%	122,6%	90,3%	106,2%	113,8%	110,0%	-	(3,76)

Ireland

(2012-2021) data tables

Question	2012	2013	2014	2015	2016	2017	2018	2019	2020	2021	Variations for quantitative questions	
											2012-2021	2020-2021
CR Non litigious cases (2.1+2.2+2.3)			NAP	NAP	NAP	NAP	NAP	NAP	NAP	NAP	-	-
CR General civil (and commercial) non-litigious cases			NAP	NAP	NAP	NAP	NAP	NAP	NAP	NAP	-	-
CR Registry cases (2.2.1+2.2.2+2.2.3)			NAP	NAP	NAP	NAP	NAP	NAP	NAP	NAP	-	-
CR Non litigious land registry cases			NAP	NAP	NAP	NAP	NAP	NAP	NAP	NAP	-	-
CR Non-litigious business registry cases			NAP	NAP	NAP	NAP	NAP	NAP	NAP	NAP	-	-
CR Other registry cases			NAP	NAP	NAP	NAP	NAP	NAP	NAP	NAP	-	-
CR Other non-litigious cases			NAP	NAP	NAP	NAP	NAP	NAP	NAP	NAP	-	-
CR Administrative law cases			NAP	NAP	NAP	NAP	NAP	NAP	NA	NA	-	-
CR Other cases (e.g. insolvency registry cases)			NAP	NAP	NAP	NAP	NAP	NAP	NAP	NAP	-	-
DT Total of other than criminal law cases			NA	NA	219	226	275	171	NA	205	-	-
DT Civil (and commercial) litigious cases			NA	NA	219	226	256	171	NA	205	-	-
DT Non litigious cases (2.1+2.2+2.3)			NAP	NAP	NAP	NAP	NAP	NAP	NAP	NAP	-	-
DT General civil (and commercial) non-litigious cases			NAP	NAP	NAP	NAP	NAP	NAP	NAP	NAP	-	-
DT Registry cases (2.2.1+2.2.2+2.2.3)			NAP	NAP	NAP	NAP	NAP	NAP	NAP	NAP	-	-
DT Non litigious land registry cases			NAP	NAP	NAP	NAP	NAP	NAP	NAP	NAP	-	-
DT Non-litigious business registry cases			NAP	NAP	NAP	NAP	NAP	NAP	NAP	NAP	-	-
DT Other registry cases			NAP	NAP	NAP	NAP	NAP	NAP	NAP	NAP	-	-
DT Other non-litigious cases			NAP	NAP	NAP	NAP	NAP	NAP	NAP	NAP	-	-
DT Administrative law cases			NAP	NAP	NAP	NAP	NAP	NAP	NA	NA	-	-
DT Other cases (e.g. insolvency registry cases)			NAP	NAP	NAP	NAP	NAP	NAP	NAP	NAP	-	-

Ireland

(2012-2021) data tables

Question	2012	2013	2014	2015	2016	2017	2018	2019	2020	2021	Variations for quantitative questions	
											2012-2021	2020-2021
First instance criminal law cases (Q94)												
094.1.1 Total - pending 1 Jan									NA	NA	-	-
094.1.2 Severe cases - pending 1 Jan									NA	NA	-	-
094.1.3 Misdemeanour cases - pending 1 Jan									NA	NA	-	-
094.1.4 Other - pending 1 Jan									NAP	NAP	-	-
094.2.1 Total -incoming									360 576	375 517	-	4,1%
094.2.2 Severe cases - incoming									21 322	22 022	-	3,3%
094.2.3 Misdemeanour cases - incoming									382 455	353 495	-	-7,6%
094.2.4 Other - incoming									NAP	NAP	-	-
094.3.1 Total - resolved									224 048	283 666	-	26,6%
094.3.2 Severe cases -resolved									17 535	19 185	-	9,4%
094.3.3 Misdemeanour cases - resolved									194 796	264 481	-	35,8%
094.3.4 Other - resolved									NAP	NAP	-	-
094.4.1 Total - pending 31 Dec									NA	NA	-	-
094.4.2 Severe cases - pending 31 Dec									NA	NA	-	-
094.4.3 Misdemeanour cases - pending 31 Dec									NA	NA	-	-
094.4.4 Other - pending 31 Dec									NAP	NAP	-	-
094.5.1 Total - pending more then 2 years									NA	NA	-	-
094.5.2 Severe cases - pending more then 2 years									NA	NA	-	-

Ireland

(2012-2021) data tables

Question	2012	2013	2014	2015	2016	2017	2018	2019	2020	2021	Variations for quantitative questions	
											2012-2021	2020-2021
094.5.3 Misdemeanour cases - pending more then 2 years									NA	NA	-	-
094.5.4 Other - pending more then 2 years									NAP	NAP	-	-
Clearance rate and disposition time for first instance criminal law cases (Q94)												
CR of Total									62,1%	75,5%	-	13,4
CR of Severe cases									82,2%	87,1%	-	4,9
CR of Misdemeanour cases									50,9%	74,8%	-	23,9
CR of Other									NAP	NAP	-	-
DT of Total									NA	NA	-	-
DT of Severe cases									NA	NA	-	-
DT of Misdemeanour cases									NA	NA	-	-
DT of Other									NAP	NAP	-	-
Second instance criminal law cases (Q98)												
098.1.1 Total - pending 1 Jan									NA	NA	-	-
098.1.2 Severe cases - pending 1 Jan									NA	NA	-	-
098.1.3 Misdemeanour cases - pending 1 Jan									NA	NA	-	-
098.1.4 Other - pending 1 Jan									NAP	NAP	-	-
098.2.1 Total -incoming									12 215	15 681	-	28,4%
098.2.2 Severe cases - incoming									1 405	1 391	-	-1,0%
098.2.3 Misdemeanour cases - incoming									10 810	14 290	-	32,2%

Ireland

(2012-2021) data tables

Question	2012	2013	2014	2015	2016	2017	2018	2019	2020	2021	Variations for quantitative questions	
											2012-2021	2020-2021
098.2.4 Other - incoming									NAP	NAP	-	-
098.3.1 Total - resolved									13 293	15 288	-	15,0%
098.3.2 Severe cases -resolved									1 719	1 405	-	-18,3%
098.3.3 Misdemeanour cases - resolved									11 574	13 883	-	19,9%
098.3.4 Other - resolved									NAP	NAP	-	-
098.4.1 Total - pending 31 Dec									NA	NA	-	-
098.4.2 Severe cases - pending 31 Dec									NA	NA	-	-
098.4.3 Misdemeanour cases - pending 31 Dec									NA	NA	-	-
098.4.4 Other - pending 31 Dec									NAP	NAP	-	-
098.5.1 Total - pending more then 2 years									NA	NA	-	-
098.5.2 Severe cases - pending more then 2 years									NA	NA	-	-
098.5.3 Misdemeanour cases - pending more then 2 years									NA	NA	-	-
098.5.4 Other - pending more then 2 years									NA	NA	-	-
Clearance rate and disposition time for second instance criminal law cases (Q98)												
CR of Total									108,8%	97,5%	-	(10,41)
CR o2 Severe cases									122,3%	101,0%	-	(17,44)
CR of Misdemeanour cases									107,1%	97,2%	-	(9,26)
CR of Other									NAP	NAP	-	-
DT of Total									NA	NA	-	-

Ireland

(2012-2021) data tables

Question	2012	2013	2014	2015	2016	2017	2018	2019	2020	2021	Variations for quantitative questions	
											2012-2021	2020-2021
DT of Severe cases									NA	NA	-	-
DT of Misdemeanour cases									NA	NA	-	-
DT of Other									NAP	NAP	-	-
Supreme courts' criminal law cases (Q100)												
100.1.1 Total - pending 1 Jan									12	26	-	116,7%
100.1.2 Severe cases - pending 1 Jan									12	26	-	116,7%
100.1.3 Misdemeanour cases - pending 1 Jan									NAP	NAP	-	-
100.1.4 Other - pending 1 Jan									NAP	NAP	-	-
100.2.1 Total -incoming									33	35	-	6,1%
100.2.2 Severe cases - incoming									33	35	-	6,1%
100.2.3 Misdemeanour cases - incoming									NAP	NAP	-	-
100.2.4 Other - incoming									NAP	NAP	-	-
100.3.1 Total - resolved									34	46	-	35,3%
100.3.2 Severe cases -resolved									34	46	-	35,3%
100.3.3 Misdemeanour cases - resolved									NAP	NAP	-	-
100.3.4 Other - resolved									NAP	NAP	-	-
100.4.1 Total - pending 31 Dec									11	15	-	36,4%
100.4.2 Severe cases - pending 31 Dec									11	15	-	36,4%
100.4.3 Misdemeanour cases - pending 31 Dec									NAP	NAP	-	-
100.4.4 Other - pending 31 Dec									NAP	NAP	-	-

Ireland

(2012-2021) data tables

Question	2012	2013	2014	2015	2016	2017	2018	2019	2020	2021	Variations for quantitative questions	
											2012-2021	2020-2021
100.5.1 Total - pending more then 2 years									NA	NA	-	-
100.5.2 Severe cases - pending more then 2 years									NA	NA	-	-
100.5.3 Misdemeanour cases - pending more then 2 years									NAP	NAP	-	-
100.5.4 Other - pending more then 2 years									NAP	NAP	-	-
Clearance rate and disposition time for supreme courts' criminal law cases (Q100)												
CR of Total									103,0%	131,4%	-	28,40
CR of Severe cases									103,0%	131,4%	-	28,40
CR of Misdemeanour cases									NAP	NAP	-	-
CR of Other									NAP	NAP	-	-
DT of Total									118	119	-	0,8%
DT of Severe cases									118	119	-	0,8%
DT of Misdemeanour cases									NAP	NAP	-	-
DT of Other									NAP	NAP	-	-
Indicator 4: Public prosecution services												
(Q107, Q107-1, Q109)												
1. Pending cases on 1 Jan. ref. year									NA	NA	-	-
2. Incoming/received cases									12 602	18 256	-	44,9%
3. Processed cases (3.1 + 3.2 + 3.3 + 3.4)									NA	NA	-	-
3.1. Discontinued during the reference year (3.1.1+3.1.2+3.1.3+3.1.4.)									4 178	5 508	-	31,8%

Ireland

(2012-2021) data tables

Question	2012	2013	2014	2015	2016	2017	2018	2019	2020	2021	Variations for quantitative questions	
											2012-2021	2020-2021
3.1.1 Discontinued by the public prosecutor because the offender could not be identified									131	NA	-	-
3.1.2 Discontinued by the public prosecutor due to the lack of an established offence or a specific legal situation									NA	NA	-	-
3.1.3 Discontinued by the public prosecutor for reasons of opportunity									NA	NA	-	-
3.1.4 Discontinued for other reasons									4 047	292	-	-92,8%
3.2. Concluded by a penalty or a measure imposed or negotiated by the public prosecutor									NA	NA	-	-
3.3. Cases closed by the public prosecutor for other reasons									NA	NA	-	-
3.4. Cases brought to court									NA	5 153	-	-
4. Pending cases on 31 Dec. ref. year									NA	NA	-	-
Public prosecution: Ratio of processed cases with incoming cases									NA	NA	-	-
Public prosecution: Ratio of pending cases with incoming cases									NA	NA	-	-
Number of cases concluded with the guilty plea procedure - Total									NA	29 259	-	-
Number of cases concluded with the guilty plea procedure - Total - Severe criminal cases									NA	10 583	-	-
Number of cases concluded with the guilty plea procedure - Total - Misdemeanour and / or minor criminal cases									NA	18 676	-	-
Number of cases concluded with the guilty plea procedure - Before the main trial - Total									NA	NA	-	-
Number of cases concluded with the guilty plea procedure - Before the main trial - Severe criminal cases									NA	NA	-	-
Number of cases concluded with the guilty plea procedure - Before the main trial - Misdemeanour and / or minor criminal cases									NA	NA	-	-

Ireland

(2012-2021) data tables

Question	2012	2013	2014	2015	2016	2017	2018	2019	2020	2021	Variations for quantitative questions	
											2012-2021	2020-2021
Number of cases concluded with the guilty plea procedure - During the main trial - Total									NA	NA	-	-
Number of cases concluded with the guilty plea procedure - During the main trial - Severe criminal cases									NA	NA	-	-
Number of cases concluded with the guilty plea procedure - During the main trial - Misdemeanour and / or minor criminal cases									NA	NA	-	-
Budget of public prosecution services (Q13)												
Total approved annual public budget allocated to the public prosecution services in €	40 528 000 €	38 389 000 €	37 813 000 €	37 834 000 €	38 886 000 €	41 094 000 €	43 502 000 €	43 502 000 €	44 813 000 €	44 704 000 €	10,3%	-0,24%
Total implemented annual public budget allocated to the public prosecution services in €	-	-	37 675 000 €	37 622 987 €	38 626 000 €	40 094 000 €	42 582 000 €	42 582 000 €	44 248 000 €	44 472 000 €	-	0,51%
Approved annual public budget allocated to training of public prosecution services in € (included in the total)	-	-	-	-	-	-	314 000 €	314 000 €	213 000 €	207 000 €	-	-2,82%
Implemented annual public budget allocated to training of public prosecution services in € (included in the total)	-	-	-	-	-	-	314 000 €	314 000 €	201 194 €	205 396 €	-	2,09%

Indicator 5: Access to justice												
Legal aid												
(Q16, Q18, Q19, Q20, Q20-1)												
16.1.1 Legal aid applies to representation in court (criminal cases)	Yes	-	Yes	Yes	True	True	True	True	True	True	True	
16.1.2 Legal aid applies to legal advice (criminal cases)	Yes	-	Yes	Yes	True	True	True	True	True	True	True	
16.2.1 Legal aid applies to representation in court (other than criminal cases)	Yes	-	Yes	Yes	True	True	True	True	True	True	True	
16.2.2 Legal aid applies to legal advice (other than criminal cases)	Yes	-	Yes	Yes	True	True	True	True	True	True	True	

Ireland

(2012-2021) data tables

Question	2012	2013	2014	2015	2016	2017	2018	2019	2020	2021	Variations for quantitative questions	
											2012-2021	2020-2021
18.1.1 Legal aid for the enforcement of judicial decisions					False	False	False	False	False	False		
19.1.1 Legal aid granted for other costs - criminal cases									True	True		
19.1.2 Legal aid granted for other costs - other than criminal cases									True	True		
020.1.1 Total									NA	NA	-	-
020.1.2 Total - criminal cases									NA	NA	-	-
020.1.3 Total - other than criminal cases									30 874	NA	-	-
020.2.1 Total brought to court									85 963	NA	-	-
020.2.2 Broight to court - criminal cases									73 611	NA	-	-
020.2.3 Brought to court - other then criminal									12 352	NA	-	-
020.3.1 Total not brought to court									NA	NA	-	-
020.3.2 Not broight to court - criminal cases									NA	NA	-	-
020.3.3 Not brought to court - other then criminal									18 522	NA	-	-
020-1.1.1 Maximum duration prescribed in law/regulation									NAP	NAP	-	-
020-1.1.2 Average duration									14	140	-	9,00
System for compensating users												
(Q37)												
037.1.1 Requests for compensation - Total									NA	NA	-	-
037.1.2 Requests for compensation - Excessive length of proceedings									NA	NA	-	-
037.1.3 Requests for compensation - Non-execution of court decisions									NA	NA	-	-
037.1.4 Requests for compensation - Wrongful arrest									NA	NA	-	-

Ireland

(2012-2021) data tables

Question	2012	2013	2014	2015	2016	2017	2018	2019	2020	2021	Variations for quantitative questions	
											2012-2021	2020-2021
037.1.5 Requests for compensation - Wrongful conviction									NA	NA	-	-
037.1.6 Requests for compensation - Other									NAP	NAP	-	-
037.2.1 Condemnations - Total									NA	NA	-	-
037.2.2 Condemnations - Excessive length of proceedings									NA	NA	-	-
037.2.3 Condemnations - Non-execution of court decisions									NA	NA	-	-
037.2.4 Condemnations - Wrongful arrest									NA	NA	-	-
037.2.5 Condemnations - Wrongful conviction									NA	NA	-	-
037.2.6 Condemnations - Other									NAP	NAP	-	-
037.3.1 Amount - Total									NA	NA	-	-
037.3.2 Amount - Excessive length of proceedings									NA	NA	-	-
037.3.3 Amount - Non-execution of court decisions									NA	NA	-	-
037.3.4 Amount - Wrongful arrest									NA	NA	-	-
037.3.5 Amount - Wrongful conviction									NA	NA	-	-
037.3.6 Amount - Other									NAP	NAP	-	-

Indicator 6: The ICT tools of courts and for court users

(Q62-7, Q62-7-1, Q62-8, Q62-8-1, Q63-6, Q63-7, Q63-7-1)

62-7 Writing assistance tools coordinated at national level							True	True	True	True		
62-7-1.1 Deployment rate in civil matter							100%	100%	100%	100%		
62-7-1.2 Deployment rate in criminal matter							100%	100%	100%	100%		

Ireland

(2012-2021) data tables

Question	2012	2013	2014	2015	2016	2017	2018	2019	2020	2021	Variations for quantitative questions	
											2012-2021	2020-2021
62-7-1.3 Deployment rate in administrative matter							NA	NA	100%	100%		
62-8 Voice recording tools							True	True	True	True		
62-8-1.1.1 Availability of simple dictation tools in civil matter							in all courts	in all courts	in all courts			
62-8-1.1.2 Availability of simple dictation tools in criminal matter							in all courts	in all courts	in all courts			
62-8-1.1.3 Availability of simple dictation tools in administrative matter							NA	NA	in all courts			
62-8-1.2.1 Availability of multiple speakers recording tools in civil matter							in all courts	in all courts	in all courts	in all courts		
62-8-1.2.2 Availability of multiple speakers recording tools in criminal matter							in all courts	in all courts	in all courts	in all courts		
62-8-1.2.3 Availability of multiple speakers recording tools in administrative matter							NA	NA	in all courts	in all courts		
62-8-1.3.1 Availability of voice recognition in civil matter							No	No	No	No		
62-8-1.3.2 Availability of voice recognition in criminal matter							No	No	No	No		
62-8-1.3.3 Availability of voice recognition in administrative matter							No	No	No	No		
063-6.1.1 Budgetary and financial management of courts (deployment rate)						-	100%	100%	100%	100%		
063-6.1.2 Justice expenses management (deployment rate)						-	100%	100%	100%	100%		
063-6.1.3 Other financial management tools (deployment rate)						-	NA	NA	NA	NA		
063-6.2.1 Budgetary and financial management of courts (Data consolidated at national level)						-	False	False	False	False		
063-6.2.2 Justice expenses management (Data consolidated at national level)						-	False	False	False	False		
063-6.2.3 Other financial management tools (Data consolidated at national level)						-	False	False	False	False		
063-6.3.1 Budgetary and financial management of courts (System communicating with other ministries)						-	False	False	False	False		
063-6.3.2 Justice expenses management (System communicating with other ministries)						-	False	False	False	False		
063-6.3.3 Other financial management tools (System communicating with other ministries)						-	False	False	False	False		

Ireland

(2012-2021) data tables

Question	2012	2013	2014	2015	2016	2017	2018	2019	2020	2021	Variations for quantitative questions	
											2012-2021	2020-2021
63-7.1 Measurement tools to assess the workload							False	False	False	False		
63-7-1.1.1 Deployment rate - workload of judges												
63-7-1.1.2 Deployment rate - workload of prosecutors												
63-7-1.1.3 Deployment rate - workload of non-judge and non-prosecutor staff												
63-7-1.2.1 Monitoring on national level - judges							False	-	-	-		
63-7-1.2.2 Monitoring on national level - prosecutors							False	-	-	-		
63-7-1.2.2 Monitoring on national level - non-judge and non-prosecutor staff							False	-	-	-		
63-7-1.3.1 Monitoring on court level - judges							False	-	-	-		
63-7-1.3.2 Monitoring on court level - prosecutors							False	-	-	-		
63-7-1.3.3 Monitoring on court level - non-judge and non-prosecutor staff							False	-	-	-		

Indicator 7: Professionals of justice

(Q46, Q46-2, Q52, Q52-1, Q55, Q60, Q4, Q132, Q133, Q144, Q145, Q146)

46.1.1 Total Number of professional judges	144	148	160	159	162	160	160	167	163	170	18,1%	4,3%
46.1.2 Number of 1st inst professional judges	136	138	140	140	143	142	142	143	138	145	6,6%	5,1%
46.1.3 Number of 2nd inst professional judges	NAP	NAP	10	9	10	10	10	16	16	17	-	6,3%
46.1.4 Number of Supreme court professional judges	8	10	10	10	9	8	8	9	9	8	0,0%	-11,1%
46.2.1 Number of professional judges_males	106	106	108	105	105	101	98	104	99	99	-6,6%	0,0%
46.2.2 Number of 1st instance professional judges_males	99	99	93	92	92	88	88	90	85	85	-14,1%	0,0%
46.2.3 Number of 2nd instance professional judges_males	NAP	NAP	8	7	8	8	5	8	8	9	-	12,5%

Ireland

(2012-2021) data tables

Question	2012	2013	2014	2015	2016	2017	2018	2019	2020	2021	Variations for quantitative questions	
											2012-2021	2020-2021
46.2.4 Number of Supreme court professional judges_males	7	7	7	6	5	5	5	6	6	5	-28,6%	-16,7%
46.3.1 Number of professional judges_females	38	42	52	54	57	59	62	63	64	71	86,8%	10,9%
46.3.2 Number of 1st inst professional judges_females	37	39	47	48	51	54	54	51	53	60	62,2%	13,2%
46.3.3 Number of 2nd inst professional judges_females	NAP	NAP	2	2	2	2	5	8	8	8	-	0,0%
46.3.4 Number of Supreme court professional judges_females	1	3	3	4	4	3	3	3	3	3	200,0%	0,0%
046-2.1.1 Number of professional judges (FTE) - Total	-	-	-	-	-	-	-	-	163	170	-	4,3%
046-2.1.2 Professional judges of first instance (FTE) - Total	-	-	-	-	-	-	-	-	138	145	-	5,1%
046-2.1.3 Professional judges of second instance (FTE) - Total	-	-	-	-	-	-	-	-	16	17	-	6,3%
046-2.1.4 Professional judges of supreme court (FTE) - Total	-	-	-	-	-	-	-	-	9	8	-	-11,1%
046-2.2.1 Number of professional judges (FTE) - Civil and commercial	-	-	-	-	-	-	-	-	NA	NA	-	-
046-2.2.2 Professional judges of first instance (FTE) - Civil and commercial	-	-	-	-	-	-	-	-	NA	NA	-	-
046-2.2.3 Professional judges of second instance (FTE) - Civil and commercial	-	-	-	-	-	-	-	-	NA	NA	-	-
046-2.2.4 Professional judges of supreme court (FTE) - Civil and commercial	-	-	-	-	-	-	-	-	NA	NA	-	-
046-2.3.1 Number of professional judges (FTE) - Criminal	-	-	-	-	-	-	-	-	NA	NA	-	-
046-2.3.2 Professional judges of first instance (FTE) - Criminal	-	-	-	-	-	-	-	-	NA	NA	-	-
046-2.3.3 Professional judges of second instance (FTE) - Criminal	-	-	-	-	-	-	-	-	NA	NA	-	-
046-2.3.4 Professional judges of supreme court (FTE) - Criminal	-	-	-	-	-	-	-	-	NA	NA	-	-
046-2.4.1 Number of professional judges (FTE) - Administrative	-	-	-	-	-	-	-	-	NAP	NAP	-	-
046-2.4.2 Professional judges of first instance (FTE) - Administrative	-	-	-	-	-	-	-	-	NAP	NAP	-	-
046-2.4.3 Professional judges of second instance (FTE) - Administrative	-	-	-	-	-	-	-	-	NAP	NAP	-	-

Ireland

(2012-2021) data tables

Question	2012	2013	2014	2015	2016	2017	2018	2019	2020	2021	Variations for quantitative questions	
											2012-2021	2020-2021
046-2.4.4 Professional judges of supreme court (FTE) - Administrative	-	-	-	-	-	-	-	-	NAP	NAP	-	-
046-2.5.1 Number of professional judges (FTE) - Other	-	-	-	-	-	-	-	-	NAP	NAP	-	-
046-2.5.2 Professional judges of first instance (FTE) - Other	-	-	-	-	-	-	-	-	NAP	NAP	-	-
046-2.5.3 Professional judges of second instance (FTE) - Other	-	-	-	-	-	-	-	-	NAP	NAP	-	-
046-2.5.4 Professional judges of supreme court (FTE) - Other	-	-	-	-	-	-	-	-	NAP	NAP	-	-
52.1.1 Total Number of non judge staff who are working in courts	945	927	927	942	975	1 023	1 049	1 080	1 089	1 145	21,2%	5,1%
52.1.2 Number of Non judge staff (Rechtspfleger)	31	21	24	25	23	25	25	25	25	23	-25,8%	-8,0%
52.1.3 Number of Non-judge staff assisting the judges	787	778	771	775	790	830	849	865	816	892	13,3%	9,3%
52.1.4 Number of Staff in charge of administrative tasks	125	128	131	141	161	167	173	189	247	196	56,8%	-20,6%
52.1.5 Number of Technical staff	2	NAP	1	1	1	1	1	1	1	-	-	-
52.1.6 Number of Other non judge staff	NAP	NAP	NAP	NAP	NAP	NAP	NAP	NAP	NAP	34	-	-
52.2.1 Total Number of non judge staff who are working in courts(men)	NA	304	361	362	374	409	420	395	438	457	-	4,3%
52.2.2 Number of Non judge staff (Rechtspfleger)(men)	NAP	11	12	12	12	14	14	13	14	14	-	0,0%
52.2.3 Number of Non-judge staff assisting the judges(men)	NA	257	282	272	268	313	318	291	302	298	-	-1,3%
52.2.4 Number of Staff in charge of administrative tasks(men)	NA	36	66	77	93	81	88	90	121	117	-	-3,3%
52.2.5 Number of Technical staff(men)	NA	NAP	1	1	1	1	1	1	1	-	-	-
52.2.6 Number of Other non judge staff(men)	NAP	NAP	NAP	NAP	NAP	NAP	NAP	NAP	NAP	28	-	-
52.3.1 Total Number of non judge staff who are working in courts(women)	NA	623	566	580	601	614	629	685	651	688	-	5,7%
52.3.2 Number of Non judge staff (Rechtspfleger)(women)	NAP	10	12	13	11	11	11	12	11	9	-	-18,2%
52.3.3 Number of Non-judge staff assisting the judges(women)	NA	521	489	503	522	517	531	574	514	594	-	15,6%

Ireland

(2012-2021) data tables

Question	2012	2013	2014	2015	2016	2017	2018	2019	2020	2021	Variations for quantitative questions	
											2012-2021	2020-2021
52.3.4 Number of Staff in charge of administrative tasks(women)	NA	92	65	64	68	86	85	99	126	79	-	-37,3%
52.3.5 Number of Technical staff(women)	NA	NAP	-	-	-	-	-	-	-	-	-	-
52.3.6 Number of Other non judge staff(women)	NAP	NAP	NAP	NAP	NAP	NAP	NAP	NAP	NAP	6	-	-
052-1.1.1 Non-judge staff (Total)									1 089	1 145	-	5,1%
052-1.1.2 Non-judge staff at first instance (total)									756	1 117	-	47,8%
052-1.1.3 Non-judge staff at second instance (total)									31	14	-	-54,8%
052-1.1.4 Non-judge staff at Supreme court (total)									29	14	-	-51,7%
052-1.2.1 Non-judge staff (Males)									438	457	-	4,3%
052-1.2.2 Non-judge staff at first instance (males)									268	443	-	65,3%
052-1.2.3 Non-judge staff at second instance (males)									17	9	-	-47,1%
052-1.2.4 Non-judge staff at Supreme court (males)									17	5	-	-70,6%
052-1.3.1 Non-judge staff (females)									651	688	-	5,7%
052-1.3.2 Non-judge staff at first instance (females)									488	674	-	38,1%
052-1.3.3 Non-judge staff at second instance (females)									14	5	-	-64,3%
052-1.3.4 Non-judge staff at supreme court (females)									12	9	-	-25,0%
055.1.1 Prosecutors (total)									128	123	-	-3,9%
055.1.2 Prosecutors (1st inst.)									NAP	NAP	-	-
055.1.3 Prosecutors (2nd inst.)									NAP	NAP	-	-
055.1.4 Prosecutors (Highest instance)									NAP	NAP	-	-
055.2.1 Prosecutors - Males -total									50	46	-	-8,0%

Ireland

(2012-2021) data tables

Question	2012	2013	2014	2015	2016	2017	2018	2019	2020	2021	Variations for quantitative questions	
											2012-2021	2020-2021
055.2.2 Prosecutors - Males, 1st inst.									NAP	NAP	-	-
055.2.3 Prosecutors - Males, 2nd inst.									NAP	NAP	-	-
055.2.4 Prosecutors - Males, Supreme courts									NAP	NAP	-	-
055.3.1 Prosecutors - Females, Total									78	77	-	-1,3%
055.3.2 Prosecutors - Females, 1st inst.									NAP	NAP	-	-
055.3.3 Prosecutors - Females, 2nd inst.									NAP	NAP	-	-
055.3.4 Prosecutors - Females, Supreme courts									NAP	NAP	-	-
060.1.1 Number of non-prosecutor staff Total									90	103	-	14,4%
060.2.1 Number of non-prosecutor staff Males									32	NA	-	-
060.3.1 Number of non-prosecutor staff Females									58	NA	-	-
004 Annual average salary in the country									40 283 €	44 912 €	-	11,5%
132.1.1 Gross annual salary, in € - Professional judge at the beginning of career									129 704 €	130 197 €	-	0,4%
132.1.2 Gross annual salary, in € - Judge of the Supreme Court									208 854 €	208 145 €	-	-0,3%
132.1.3 Gross annual salary, in € - Public prosecutor at the beginning of career									33 370 €	33 370 €	-	0,0%
132.1.4 Gross annual salary, in € - Public prosecutor of the Supreme Court or the Highest Appellate Instance									NAP	NAP	-	-
132.2.1 Net annual salary, in € - Professional judge at the beginning of career									NA	NA	-	-
132.2.2 Net annual salary, in € - Judge of the Supreme Court									NA	NA	-	-
132.2.3 Net annual salary, in € - Public prosecutor at the beginning of career									NA	NA	-	-
132.2.4 Net annual salary, in € - Public prosecutor of the Supreme Court or the Highest Appellate Instance									NAP	NAP	-	-
133.1.1.1 - Additional benefits for judges - Reduced taxation									False	False		

Ireland

(2012-2021) data tables

Question	2012	2013	2014	2015	2016	2017	2018	2019	2020	2021	Variations for quantitative questions	
											2012-2021	2020-2021
133.1.2.1 - Additional benefits for judges - Special pension									False	False		
133.1.3.1 - Additional benefits for judges - Housing									False	False		
133.1.4.1 - Additional benefits for judges - Other financial benefit									False	False		
133.2.1.1 - Additional benefits for prosecutors - Reduced taxation									False	False		
133.2.2.1 - Additional benefits for prosecutors - Special pension									False	False		
133.2.3.1 - Additional benefits for prosecutors - Housing									False	False		
133.2.4.1 - Additional benefits for prosecutors - Other financial benefit									False	False		
144.1.1 Disciplinary procedures for Judges - Total number (1+2+3+4)									0	0	-	-
144.1.2 Disciplinary procedures for Judges - 1. Breach of professional ethics									0	0	-	-
144.1.3 Disciplinary procedures for Judges - 2. Professional inadequacy									0	0	-	-
144.1.4 Disciplinary procedures for Judges - 3. Criminal offence									0	0	-	-
144.1.5 Disciplinary procedures for Judges - 4. Other									0	0	-	-
144.2.1 Disciplinary procedures for Prosecutors - Total number (1+2+3+4)									0	0	-	-
144.2.2 Disciplinary procedures for Prosecutors - 1. Breach of professional ethics									0	0	-	-
144.2.3 Disciplinary procedures for Prosecutors - 2. Professional inadequacy									0	0	-	-
144.2.4 Disciplinary procedures for Prosecutors - 3. Criminal offence									0	0	-	-
144.2.5 Disciplinary procedures for Prosecutors - 4. Other									0	0	-	-
145.1.1 Sanctions against Judges - Total number (total 1 to 9)									0	0	-	-
145.1.2 Sanctions against Judges - 1. Reprimand									0	0	-	-
145.1.3 Sanctions against Judges - 2. Suspension									0	0	-	-

Ireland

(2012-2021) data tables

Question	2012	2013	2014	2015	2016	2017	2018	2019	2020	2021	Variations for quantitative questions	
											2012-2021	2020-2021
145.1.4 Sanctions against Judges - 3. Withdrawal from cases									0	0	-	-
145.1.5 Sanctions against Judges - 4. Fine									0	0	-	-
145.1.6 Sanctions against Judges - 5. Temporary reduction of salary									0	0	-	-
145.1.7 Sanctions against Judges - 6. Position downgrade									0	0	-	-
145.1.8 Sanctions against Judges - 7. Transfer to another geographical (court) location									0	0	-	-
145.1.9 Sanctions against Judges - 8. Resignation									0	0	-	-
145.1.10 Sanctions against Judges - 9. Other									0	0	-	-
145.1.11 Sanctions against Judges - 10. Dismissal									0	0	-	-
145.2.1 Sanctions against Prosecutors - Total number (total 1 to 9)									0	0	-	-
145.2.2 Sanctions against Prosecutors - 1. Reprimand									0	0	-	-
145.2.3 Sanctions against Prosecutors - 2. Suspension									0	0	-	-
145.2.4 Sanctions against Prosecutors - 3. Withdrawal from cases									0	0	-	-
145.2.5 Sanctions against Prosecutors - 4. Fine									0	0	-	-
145.2.6 Sanctions against Prosecutors - 5. Temporary reduction of salary									0	0	-	-
145.2.7 Sanctions against Prosecutors - 6. Position downgrade									0	0	-	-
145.2.8 Sanctions against Prosecutors - 7. Transfer to another geographical (court) location									0	0	-	-
145.2.9 Sanctions against Prosecutors - 8. Resignation									0	0	-	-
145.2.10 Sanctions against Prosecutors - 9. Other									0	0	-	-
145.2.11 Sanctions against Prosecutors - 10. Dismissal									0	0	-	-
Lawyers												
(Q146, Q147, Q148)												

Ireland

(2012-2021) data tables

Question	2012	2013	2014	2015	2016	2017	2018	2019	2020	2021	Variations for quantitative questions	
											2012-2021	2020-2021
146.1.1 Total number of lawyers practising	11 055	11 215	11 588	11 907	12 237	12 588	13 142	14 816	14 054	13 434	21,5%	-4,4%
146.2.1 Practicing lawyers - man							6 654	7 558	7 119	6 673	-	-6,3%
146.3.1 Practicing lawyers - woman							6 488	7 258	6 911	6 735	-	-2,5%
147 Does this figure include “legal advisors” who cannot represent their clients in court (for example, some solicitors or in-house counsellors)?			No	No	False	False	False	False	False	False	-	-
148 Number of legal advisors who cannot represent their clients in court:			NA	NA	NA	NA	NA	NA	NA	NA	-	-

Indicator 8: The existence and use of alternative dispute resolution methods												
(Q166, Q157)												
166 Number of accredited or registered mediators who practice judicial mediation:	35	NA	NA	NA	NA	NA	NA	NA	NA	NA	-	-
167.1.1 Total number started					NA	NA	NA	NA	NA	NA	-	-
167. 1.2 Civil and commercial cases - started					NA	NA	NA	NA	NA	NA	-	-
167. 1.2 Family cases - started					NA	NA	NA	NA	NA	NA	-	-
167.1.4 Administrative cases - started					NAP	NAP	NAP	NAP	NAP	NAP	-	-
167.1.5 Labour cases including employment dismissal cases - started					NAP	NAP	NAP	NAP	NAP	NAP	-	-
167.1.6. Criminal cases - started					NAP	NAP	NAP	NAP	NAP	NAP	-	-
167.1.7 Consumer cases - started					-	-	NAP	NAP	NAP	NAP	-	-

Key: Variation of more than (+ -) 30%