

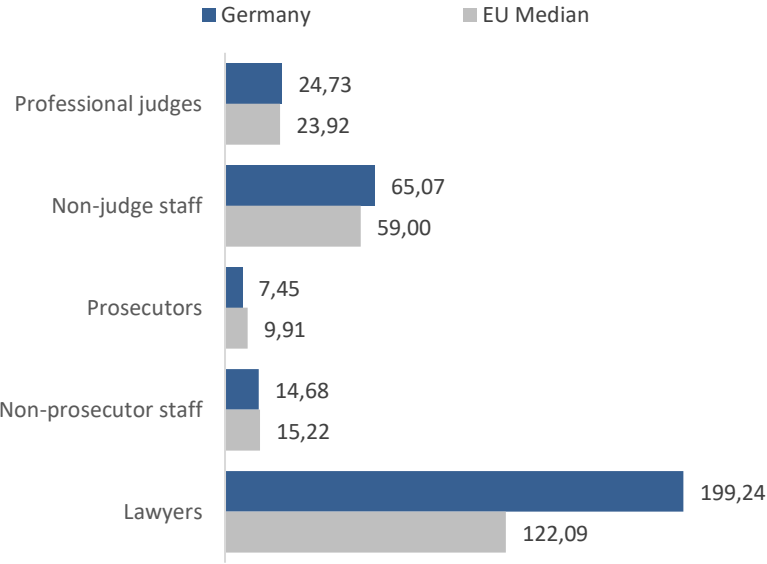
Judiciary at a glance in Germany

General data

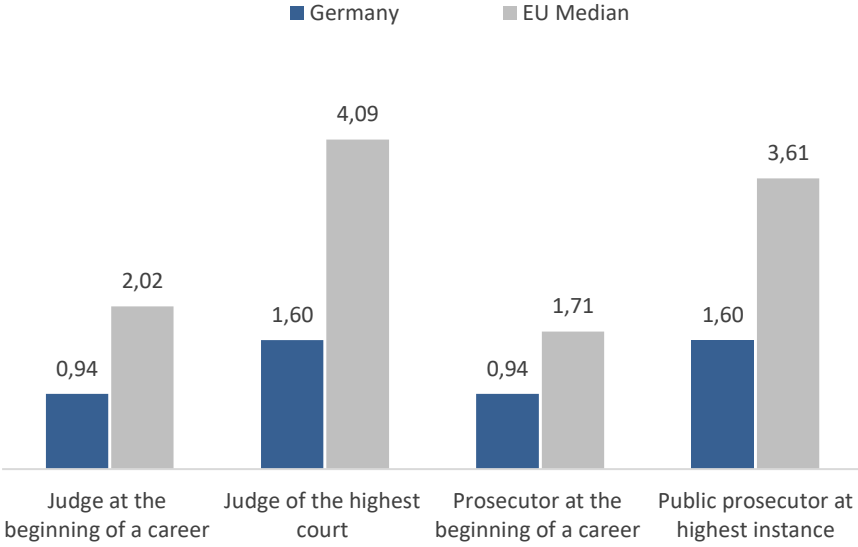
Population: 83 155 031 **GDP per capita:** 40 027 € **Average annual salary:** 56 580 €

Professionals

Judicial professionals per 100 000 inhabitants

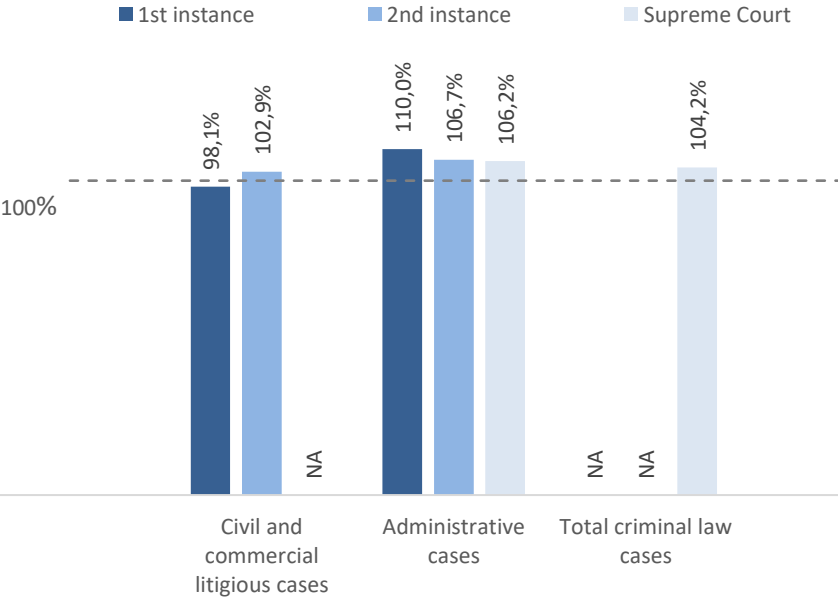


Gross salaries of judges and prosecutors vs average annual salary in the country

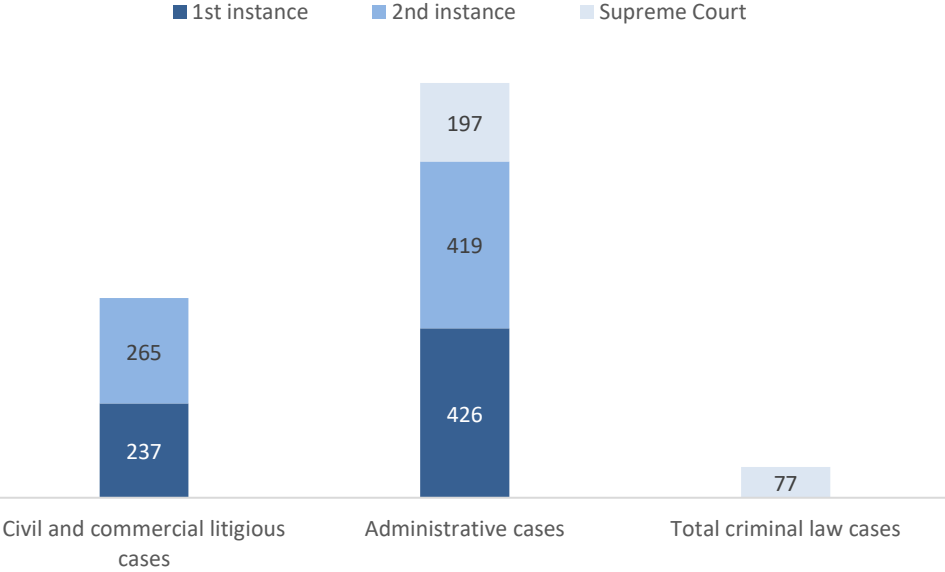


Efficiency

Clearance rate by instance and by matter (%)

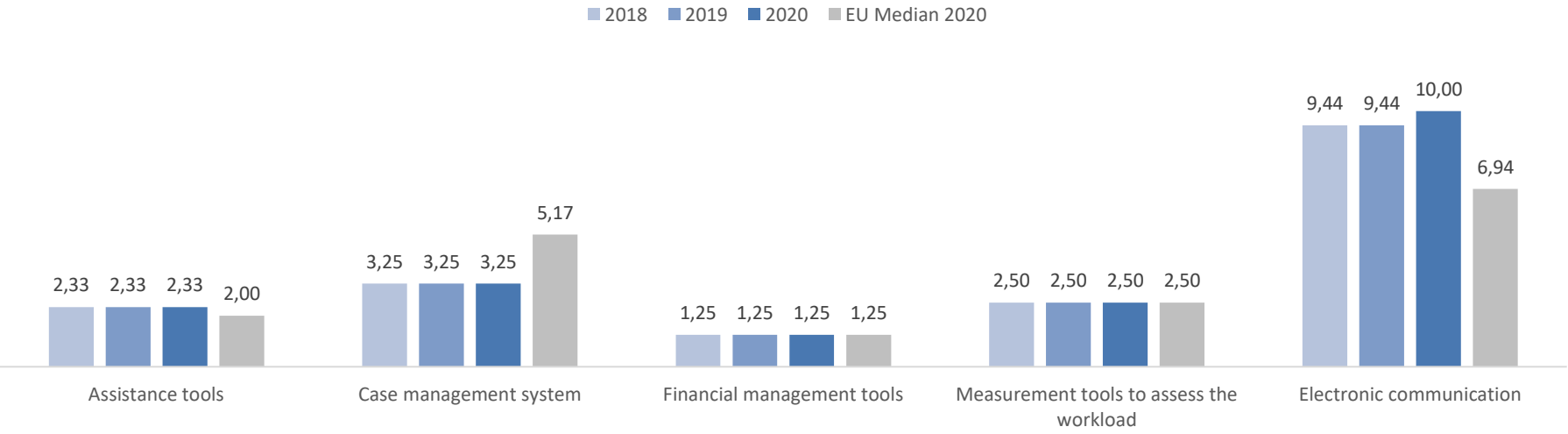


Disposition time by instance and by matter (in days)



Information and communication technology

ICT tools assessment from 2018 to 2020



*ICT calculations are described in more details in Annex 5 - IT Calculation methodology

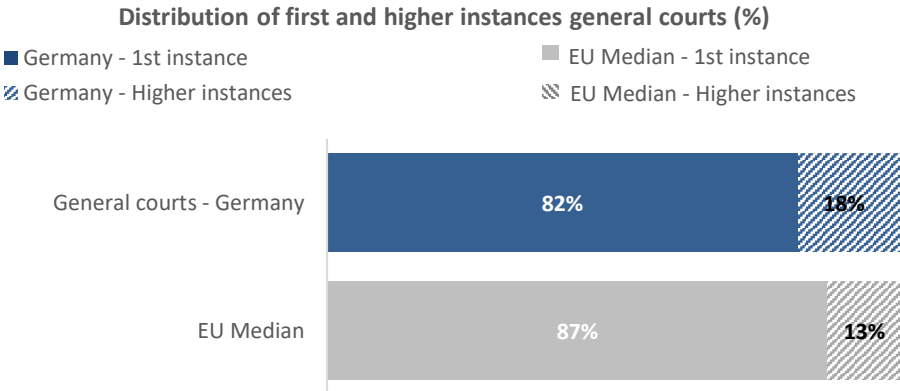
Synthesis table for the main indicators for: Germany

Economic and demographic data	2012	2013	2014	2015	2016	2017	2018	2019	2020	Variations					
										2012-2020	2014-2016	2016-2018	2017-2018	2018-2019	2019-2020
Population	80 233 100	80 780 728	80 780 728	81 770 900	82 175 684	82 657 002	83 019 200	83 166 711	83 155 031	<div><div></div><div>3,6%</div></div>	<div><div></div><div>1,7%</div></div>	<div><div></div><div>1,0%</div></div>	<div><div></div><div>0,4%</div></div>	<div><div></div><div>0,2%</div></div>	<div><div></div><div>0,0%</div></div>
GDP per capita	32 550	33 343	33 343	37 087	37 997	39 649	40 852	41 342	40 027	<div><div></div><div>23,0%</div></div>	<div><div></div><div>14,0%</div></div>	<div><div></div><div>7,5%</div></div>	<div><div></div><div>3,0%</div></div>	<div><div></div><div>1,2%</div></div>	<div><div></div><div>-3,2%</div></div>
Exchange rate (local currency needed to obtain 1€)	NAP	NAP	NAP	NAP	NAP	NAP	NAP	NAP	NAP	NAP	NAP	NAP	NAP	NAP	NAP
Average annual salary	44 991		44 991		52 044		53 688	56 808	56 580	<div><div></div><div>25,8%</div></div>	<div><div></div><div>15,7%</div></div>	<div><div></div><div>3,2%</div></div>		<div><div></div><div>5,8%</div></div>	<div><div></div><div>-0,4%</div></div>
Resources	2012	2013	2014	2015	2016	2017	2018	2019	2020	2012-2020	2014-2016	2016-2018	2017-2018	2018-2019	2019-2020
Professional judges per 100 000 inhab.	24,7	23,9	23,9	23,6	24,2	24,3	24,5	24,7	25,0	<div><div></div><div>1,2%</div></div>	<div><div></div><div>1,1%</div></div>	<div><div></div><div>1,3%</div></div>	<div><div></div><div>0,8%</div></div>	<div><div></div><div>1,0%</div></div>	<div><div></div><div>1,1%</div></div>
Non-judge staff per 100 000 inhab.	66,9	66,0	66,0	65,2	64,7	64,3	65,1	65,5	65,1	<div><div></div><div>-2,7%</div></div>	<div><div></div><div>-1,9%</div></div>	<div><div></div><div>0,6%</div></div>	<div><div></div><div>1,2%</div></div>	<div><div></div><div>0,5%</div></div>	<div><div></div><div>-0,6%</div></div>
Lawyers per 100 000 inh.	200,5	201,4	202,4	200,3	200,1	199,2	198,9	199,5	199,2	<div><div></div><div>-0,6%</div></div>	<div><div></div><div>-1,2%</div></div>	<div><div></div><div>-0,6%</div></div>	<div><div></div><div>-0,2%</div></div>	<div><div></div><div>0,3%</div></div>	<div><div></div><div>-0,1%</div></div>
Mediators	NAP	NAP	NAP	NAP	NAP	NAP	NAP	NAP	NAP	NAP	NAP	NAP	NAP	NAP	NAP
ICT overall assesment							6,7	6,7	6,9					0,0%	<div><div></div><div>3,0%</div></div>
First instance incoming cases per 100 inhab.	2012	2013	2014	2015	2016	2017	2018	2019	2020	2012-2020	2014-2016	2016-2018	2017-2018	2018-2019	2019-2020
Civil and commercial litigious cases	1,961	1,763	1,781	1,741	1,592	1,506	1,520	1,542	1,466	<div><div></div><div>-25,2%</div></div>	<div><div></div><div>-10,6%</div></div>	<div><div></div><div>-4,5%</div></div>	<div><div></div><div>0,9%</div></div>	<div><div></div><div>1,4%</div></div>	<div><div></div><div>-4,9%</div></div>
Administrative law cases	0,856	0,8	0,8	0,804	0,900	1,049	0,901	0,818	0,700	<div><div></div><div>-18,2%</div></div>	<div><div></div><div>10,8%</div></div>	<div><div></div><div>0,2%</div></div>	<div><div></div><div>-14,0%</div></div>	<div><div></div><div>-9,3%</div></div>	<div><div></div><div>-14,4%</div></div>
Total criminal law cases									NA						
First instance performance indicators (Clearance Rate)	2012	2013	2014	2015	2016	2017	2018	2019	2020	2012-2020 (percentage points)	2014-2016 (percentage points)	2016-2018 (percentage points)	2017-2018 (percentage points)	2018-2019 (percentage points)	2019-2020 (percentage points)
CR civil and commercial litigious cases	100%	99%	100%	102%	103%	101%	97%	99%	98%	<div><div></div><div>-2,22</div></div>	<div><div></div><div>2,51</div></div>	<div><div></div><div>-5,45</div></div>	<div><div></div><div>-4,02</div></div>	<div><div></div><div>1,64</div></div>	<div><div></div><div>-0,75</div></div>
CR administrative law cases	102%	100%	100%	103%	92%	84%	97%	109%	110%	<div><div></div><div>8,34</div></div>	<div><div></div><div>-7,98</div></div>	<div><div></div><div>4,78</div></div>	<div><div></div><div>13,13</div></div>	<div><div></div><div>11,85</div></div>	<div><div></div><div>1,06</div></div>
CR total criminal law cases									NA						
First instance performance indicators (Disposition Time)	2012	2013	2014	2015	2016	2017	2018	2019	2020	2012-2020	2014-2016	2016-2018	2017-2018	2018-2019	2019-2020
DT civil and commercial litigious cases cases (days)	183	192	198	190	196	204	220	217	237	<div><div></div><div>29,2%</div></div>	<div><div></div><div>-1,4%</div></div>	<div><div></div><div>12,4%</div></div>	<div><div></div><div>7,8%</div></div>	<div><div></div><div>-1,4%</div></div>	<div><div></div><div>9,3%</div></div>
DT administrative law cases (days)	354	357	367	349	375	421	435	397	426	<div><div></div><div>20,4%</div></div>	<div><div></div><div>2,1%</div></div>	<div><div></div><div>16,1%</div></div>	<div><div></div><div>3,3%</div></div>	<div><div></div><div>-8,8%</div></div>	<div><div></div><div>7,3%</div></div>
DT total criminal law cases (days)									NA						
First instance pending cases per 100 inhab. on 31 dec.	2012	2013	2014	2015	2016	2017	2018	2019	2020	2012-2020	2014-2016	2016-2018	2017-2018	2018-2019	2019-2020
Civil and commercial litigious cases	0,99	0,92	0,97	0,92	0,88	0,85	0,89	0,91	0,93	<div><div></div><div>-5,5%</div></div>	<div><div></div><div>-9,6%</div></div>	<div><div></div><div>1,6%</div></div>	<div><div></div><div>4,5%</div></div>	<div><div></div><div>1,7%</div></div>	<div><div></div><div>3,1%</div></div>
Administrative law cases	0,84	0,80	0,82	0,79	0,85	1,02	1,04	0,97	0,90	<div><div></div><div>6,5%</div></div>	<div><div></div><div>4,2%</div></div>	<div><div></div><div>22,3%</div></div>	<div><div></div><div>2,7%</div></div>	<div><div></div><div>-7,2%</div></div>	<div><div></div><div>-7,2%</div></div>
Total criminal law cases									NA						
Second instance performance indicators (Clearance Rate)	2012	2013	2014	2015	2016	2017	2018	2019	2020	2012-2020 (percentage points)	2014-2016 (percentage points)	2016-2018 (percentage points)	2017-2018 (percentage points)	2018-2019 (percentage points)	2019-2020 (percentage points)
CR civil and commercial litigious cases			100%	NA	101%	102%	99%	85%	103%		<div><div></div><div>0,96</div></div>	<div><div></div><div>-2,30</div></div>	<div><div></div><div>-3,40</div></div>	<div><div></div><div>-13,83</div></div>	<div><div></div><div>17,84</div></div>
CR administrative law cases			93%	NA	96%	96%	94%	98%	107%		<div><div></div><div>3,30</div></div>	<div><div></div><div>-2,74</div></div>	<div><div></div><div>-2,08</div></div>	<div><div></div><div>4,31</div></div>	<div><div></div><div>8,71</div></div>
CR total criminal law cases									NA						
Second instance performance indicators (Disposition Time)	2012	2013	2014	2015	2016	2017	2018	2019	2020	2012-2020	2014-2016	2016-2018	2017-2018	2018-2019	2019-2020
DT civil and commercial litigious cases (days)			233	NA	245	254	262	299	265		<div><div></div><div>5,0%</div></div>	<div><div></div><div>7,1%</div></div>	<div><div></div><div>3,3%</div></div>	<div><div></div><div>14,0%</div></div>	<div><div></div><div>-11,4%</div></div>
DT administrative law cases (days)			320	NA	452	430	443	427	419		<div><div></div><div>41,4%</div></div>	<div><div></div><div>-2,0%</div></div>	<div><div></div><div>2,9%</div></div>	<div><div></div><div>-3,5%</div></div>	<div><div></div><div>-1,9%</div></div>
DT total criminal law cases (days)									NA						
Supreme court performance indicators (Clearance Rate)	2012	2013	2014	2015	2016	2017	2018	2019	2020	2012-2020 (percentage points)	2014-2016 (percentage points)	2016-2018 (percentage points)	2017-2018 (percentage points)	2018-2019 (percentage points)	2019-2020 (percentage points)
CR civil and commercial litigious cases			97%	102%	NA	109%	NA	NA	NA		NA	NA		NA	NA
CR administrative law cases			100%	107%	107%	100%	98%	103%	106%		<div><div></div><div>6,50</div></div>	<div><div></div><div>-8,90</div></div>	<div><div></div><div>-2,65</div></div>	<div><div></div><div>5,01</div></div>	<div><div></div><div>3,53</div></div>
CR total criminal law cases									104%						
Supreme court performance indicators (Disposition Time)	2012	2013	2014	2015	2016	2017	2018	2019	2020	2012-2020	2014-2016	2016-2018	2017-2018	2018-2019	2019-2020
DT civil and commercial litigious cases (days)			358	349	NA	261	NA	NA	NA		NA	NA	NA	NA	NA
DT administrative law cases (days)			206	185	172	198	228	219	197		<div><div></div><div>-16,6%</div></div>	<div><div></div><div>32,8%</div></div>	<div><div></div><div>15,3%</div></div>	<div><div></div><div>-4,2%</div></div>	<div><div></div><div>-9,8%</div></div>
DT total criminal law cases									77						

1. Judicial organisation in Germany

The court system in Germany has a federal structure. The administration of justice is entrusted to federal courts and the courts of the 16 federal states (Landers). The ordinary jurisdiction consists of the civil and criminal jurisdictions. The specialised courts are the Administrative courts, the Finance courts, the Labour courts and the Social courts. In addition, there is the constitutional jurisdiction, which consists of the Federal Constitutional Court and the Constitutional courts of the Landers.

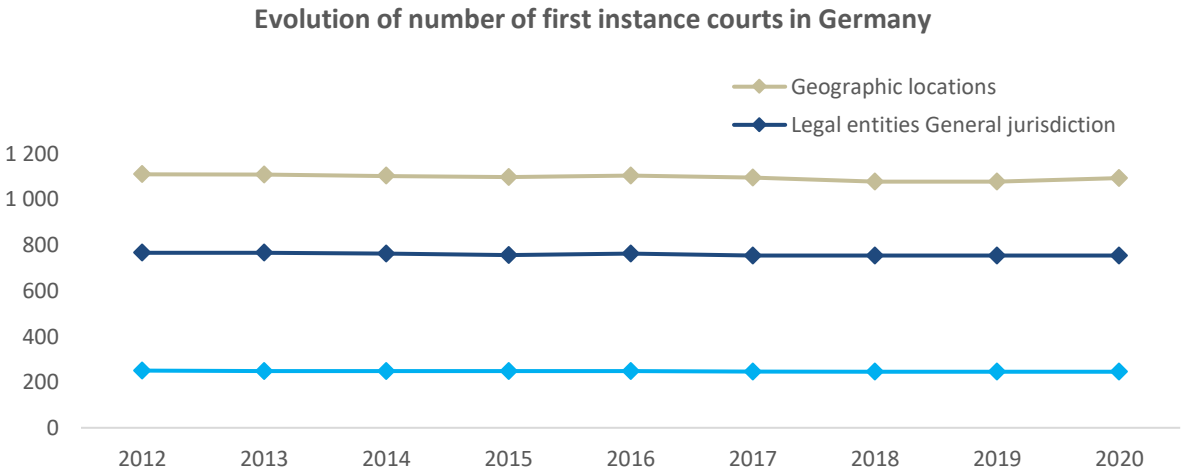
Distribution of general courts in Germany



According to 2020 data, the distribution between 1st instance and higher instances courts of general jurisdiction in Germany is around the EU median of 87% - 13%.

Evolution of number of first instance courts in Germany

	Geographic locations	Legal entities	
		General jurisdiction	Specialised jurisdiction
2012	1 108	765	250
2013	1 107	765	248
2014	1 101	761	247
2015	1 095	754	247
2016	1 102	761	247
2017	1 093	753	246
2018	1 076	753	245
2019	1 076	753	245
2020	1 092	753	245



Even though the German legal system generally knows three instances (first instance, appeal on questions of fact and law, appeal on questions of law only), the different kinds of courts do not correspond directly to the stages of appeal. Local Courts (Amtsgerichte) are first instance courts with the Regional Courts (Landgerichte) as next stage of appeal (exceptions apply in family matters). However, Regional Courts do not only serve as second instance courts but also deal with first instance cases. Whether a case is initially dealt with at a Local or Regional Court depends (among other things) on the value at dispute (civil cases) or on the kind of the suspected offence (criminal cases). Similarly, the Higher Regional Courts may serve as Second Instance courts (for cases that were initially dealt with at Regional Courts or for cases in family matters) and as Highest Instance Courts for cases that were initiated at the Local Courts (especially in criminal cases). The Constitutional Courts of the Länder and the Federal Constitutional Court (Bundesverfassungsgericht) are not part of the stages of appeal. Constitutional jurisdiction is also seen as separate from general and specialised jurisdiction. Constitutional Courts review legislation with regard to constitutional provisions. The Federal Constitutional Court mainly assesses alleged violations of base rights by public authorities. However, in order to have access to the Constitutional Courts, the regular path of legal proceedings must generally be exhausted.

First instance courts include: 638 Local Courts, 115 Regional Courts

Second instance courts include: 115 Regional Courts, 24 Higher Regional Courts

Highest instance courts include: 24 Higher Regional Courts, Federal Supreme Court

The "vertical consistency" is not fulfilled, since the 115 Regional Courts appear as "First instance courts" as well as "Second instance courts" and 24 Higher Regional Courts appear as "Second Instance Courts" as well as "Highest Instance Courts".

The total number of specialised courts includes 16 Constitutional Courts of the Länder.

In Germany, in general, one legal entity equals to one geographic location. A small number of courts may have a additional points of presence in other geographic locations, but the exact number of geographic locations in comparison to legal entities is unknown.

Distribution of first instance general jurisdiction and specialised courts



The distribution between number of general jurisdiction courts and specialised courts of 75,5% - 24,5% is around the EU median (distribution tendency in EU: 75,5% - 24,5%).

Specialised courts	First instance	Higher instance
Total	245	69
Commercial courts (excluded insolvency courts)	NAP	NAP
Insolvency courts	NAP	NAP
Labour courts	108	18
Family courts	NAP	NAP
Rent and tenancies courts	NAP	NAP
Enforcement of criminal sanctions courts	NAP	NAP
Fight against terrorism, organised crime and corruption	NAP	NAP
Internet related disputes	NAP	NAP
Administrative courts	51	15
Insurance and / or social welfare courts	68	14
Military courts	NAP	NAP
Juvenile courts	NAP	NAP
Other specialised 1st instance courts	18	22

As regards "commercial courts" and "insolvecny courts", is noteworthy that depending on the value at dispute, commercial cases are dealt with at Local or Regional Courts, on application in a chamber established at the Regional Court for commercial cases. There are no separate commercial courts. Likewise, there are no independent rent and tenancies courts, enforcement courts or courts for insurance cases. Depending on the caseload, special panels of judges are established for this purpose at the Local and Regional Courts. Family cases are dealt with at first instance in special departments of the Local Courts (second instance: Higher Regional Courts). The Federal Armed Forces do not have any military courts of their own; its members are subject to civil jurisdiction. Juvenile courts do not exist as independet courts either. They are established at the Local Courts or Regional Courts, depending on the severity of the expected sentence and the type of offence. The Juvenile Courts may be composed of a single criminal judge sitting as youth judge or one or more jugdes together with lay youth assessors.

The category “other” covers:
18 Finance Courts (first instance)
16 Constitutional Courts of the Länder, the Federal Constitutional Court, Federal Patent Court, Federal Labour Court, Federal Administrative Court, Federal Social Court and the Federal Finance Court (higher instances)

2. Professionals of justice in Germany

Professional judges and non-judge staff

Evolution of the number of professional judges since 2012 (Q46)



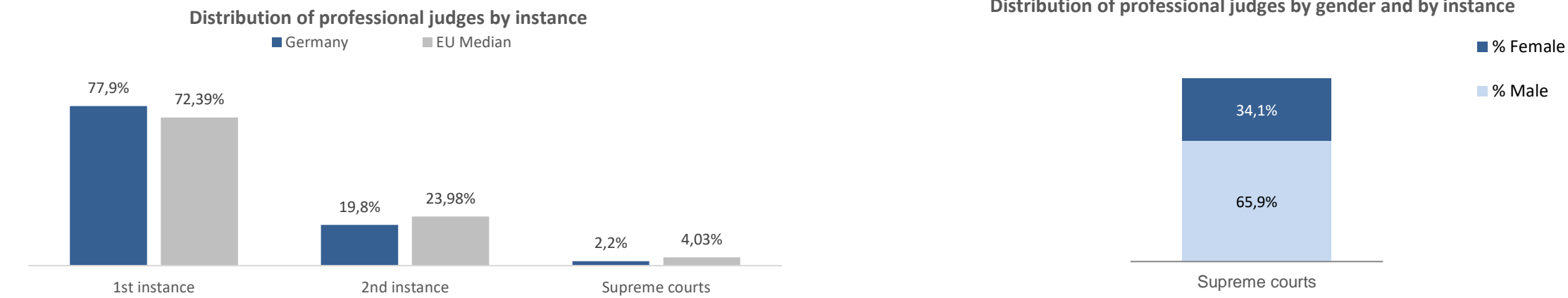
According to 2020 data, the total number of professional judges sitting in courts (all instances) in Germany is 20 793, which is 1,1% more than in previous cycle.

More precisely, in Germany, there are 25,01 professional judges per 100 000 inhabitants (this figure is above the EU median of 23,92 judges per 100 000 inhabitants) and about 2,60 non-judge staff per judge.

There is no significant difference compared with previous cycle when this ratio was at 2,65 non-judge staff per judge.

Absolute number of professional judges by instance and gender

2020	Total	Distribution by instance	Male	Female	% Male	% Female
1st instance	16 207	77,9%	NA	NA	NA	NA
2nd instance	4 125	19,8%	NA	NA	NA	NA
Supreme courts	461	2,2%	304	157	65,9%	34,1%
Total	20 793		NA	NA	NA	NA



The staff-assignment statistics do not distinguish between male and female jugdes in first and second instance.

The total number of judges is distributed among the different judicial instances in the following way: 16 207 are sitting in first instance courts; 4 125 are sitting in second instance courts and 461 are sitting in Supreme Court (of which 157 are female).

As regards the methodology of presentation of data in respect of the number of judges, it should be noticed that: the number of first and second instance judges is taken from the "staff-assignment statistics" of the Länder. It is derived from a complex calculation key as an annual average value of the actual personnel deployed (for example, excluding employees who were not present more than 20 working days during a quarter for reasons other than holiday and/or training). The data that regards highest instance judges are taken from the court-staff statistics and represent the number (FTE) of judges at the Federal Courts (Federal Court of Justice, Federal Patent Court, Federal Administrative Court, Federal Finance Court, Federal Labour Court, Federal Social Court, Federal Consitutional Court, Military Disciplinary Courts) as of 31 December 2020.

Absolute number of professional judges by instance and matter

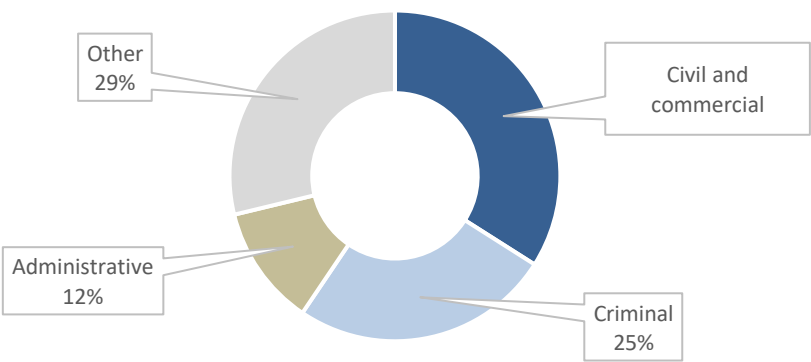
2020	Total	Civil and commercial	Criminal	Administrative	Other
1st instance	16 207	5 511	4 125	1 909	4 663
2nd instance	4 125	1 467	564	345	1 749
Supreme courts	461	NA	NA	52	NA
Total	20 793	NA	NA	2 305	NA

In Germany, the distribution of judges per categories of cases is possible in first and second instance. First instance distribution is presented in the graph below.

Distribution of professional judges by instance and matter

2020	Civil and commercial	Criminal	Administrative	Other
1st instance	34,0%	25,5%	11,8%	28,8%
2nd instance	35,6%	13,7%	8,4%	42,4%
Supreme courts	NA	NA	11,3%	NA
Total	NA	NA	11,1%	NA

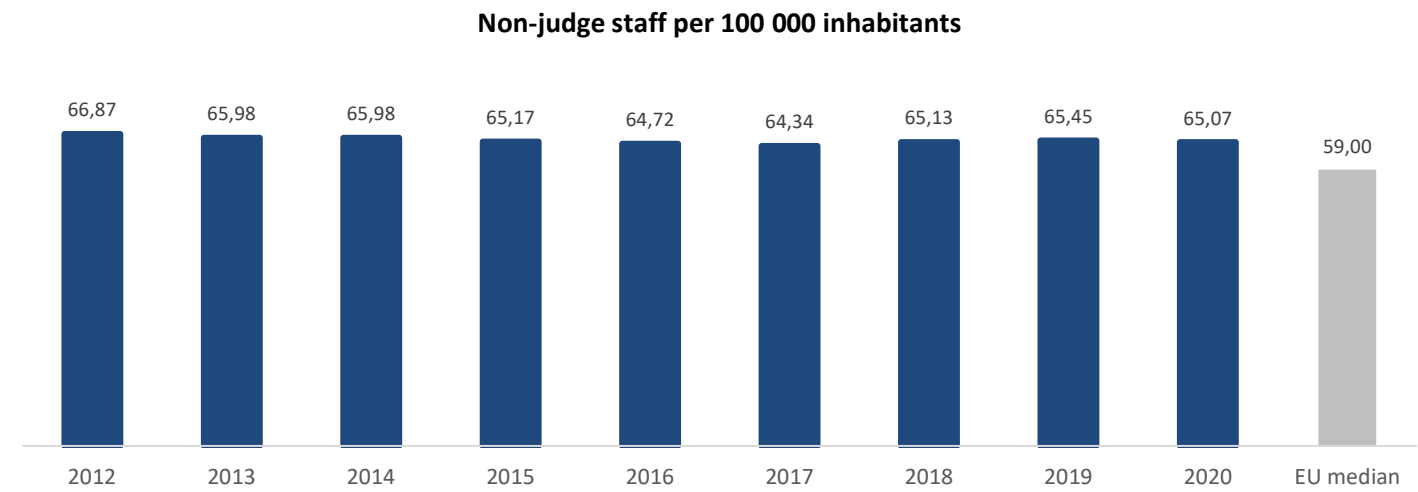
Distribution of first instance judges by matter



"Other" includes: family cases (at the Local and Higher Regional Courts), cases at the Labour Courts, Social courts, Finance courts
The statistics of the supreme courts do not include information on the judges' assignment to civil or criminal cases. According to the website of the Federal Court of Justice, there are currently 114 judges (headcount) assigned to the civil panels and 47 to the criminal panels.

Non-judge staff

Year	2012	2013	2014	2015	2016	2017	2018	2019	2020
Number of non-judge staff	53 649	53 302	53 302	53 292	53 181	53 178	54 072	54 434	54 107
Per 100 000 inhabitants	66,87	65,98	65,98	65,17	64,72	64,34	65,13	65,45	65,07



2020	Absolute number	in %
Total	54 107	
Rechtspfleger	8 642	16,0%
Non-judge staff assisting the judge	28 071	51,9%
Staff in charge of administrative tasks	6 785	12,5%
Technical staff	2 220	4,1%
Other	8 389	15,5%

In 2020, Germany has 54 107 non-judge staff. The total number of non-judge staff in comparison with the previous cycle reveals a decrease of -0,6%.

In this cycle, the non-judge staff is broken down as follows:

- 8 642 Rechtspfleger (or similar bodies) with judicial or quasi-judicial tasks having autonomous competence and whose decisions could be subject to appeal (among which
- 28 071 non-judge staff whose task is to assist the judges such as registrars;
- 6 785 staff in charge of different administrative tasks and of the court management;
- 2 220 technical staff;
- 8 389 other;

In 2020, the number of non-judge staff per 100 000 inhabitants has decreased (from 65,5 in 2019 to 65,1 in 2020).

During the same period, the number of judges per 100 000 inhabitants evolves from 24,7 judges per 100 000 inhabitants in 2019 to 25,0 in 2020.

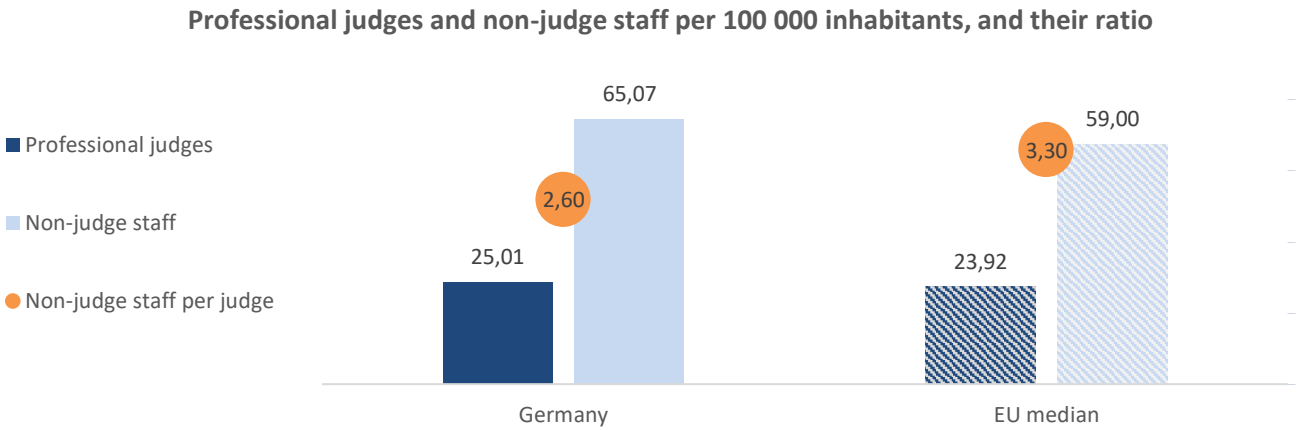
Data is taken from the "staff-assignment statistics" of the Länder and represents an annual average value of the actual personnel deployed (for example, excluding employees who were not present more than 20 working days during a quarter for reasons other than holiday and/or training). The staff-assignment statistics do not distinguish between male and female staff.

These figures denote the number of staff (full-time equivalent) who are:

- granted unpaid leave for training/further-training purposes,
- released to work in staff representation bodies, as representatives for staff with disabilities, and as gender equality commissioners,
- employed in a special facility,
- employed as reception/security staff,
- employed by the court switchboard,
- motorpool staff,
- cleaners and other non-salaried personnel

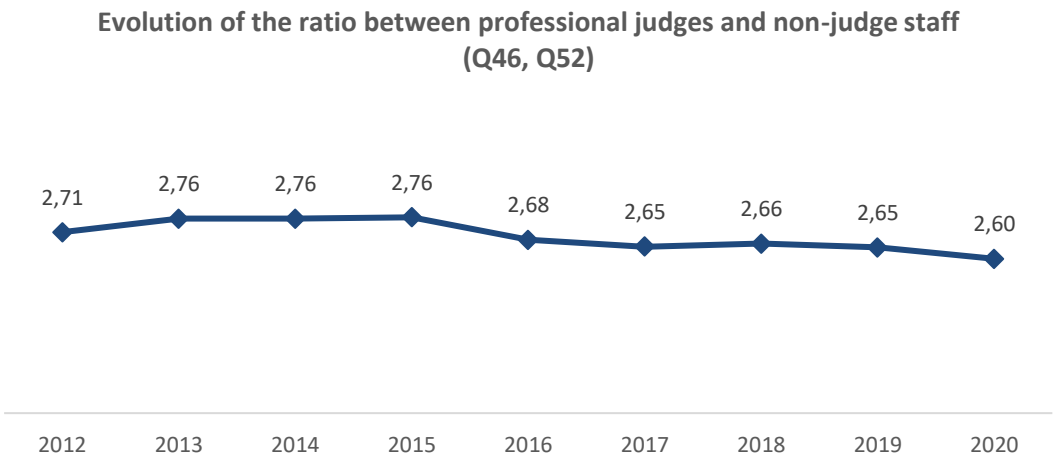
Professional judges, non-judge staff and their ratio (Q46, Q52)

Per 100 000 inhabitants	Germany	EU median
Professional judges	25,01	23,92
Non-judge staff	65,07	59,00
Non-judge staff per judge	2,60	3,30



Evolution of the ratio between professional judges and non-judge staff (Q46, Q52)

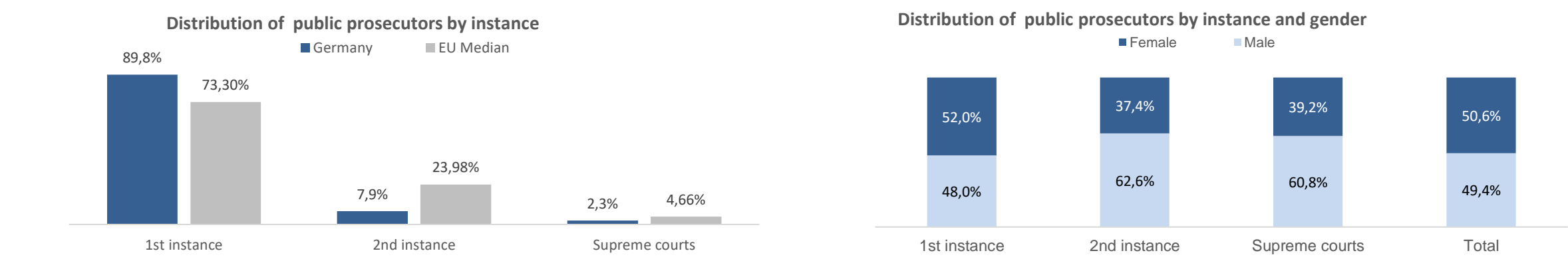
	Judges per 100 000 inh.	Non-judge staff per 100 000 inh.	Ratio between professional judges and non-judge staff
2012	24,72	66,87	2,71
2013	23,92	65,98	2,76
2014	23,92	65,98	2,76
2015	23,58	65,17	2,76
2016	24,18	64,72	2,68
2017	24,28	64,34	2,65
2018	24,48	65,13	2,66
2019	24,73	65,45	2,65
2020	25,01	65,07	2,60



Public prosecutors and non-prosecutor staff

Absolute number of public prosecutors by instance and gender (Q55)

2020	Total	Distribution by instance	Male	Female	Male	Female
1st instance	5 562	89,8%	2 667	2 895	48,0%	52,0%
2nd instance	492	7,9%	308	184	62,6%	37,4%
Supreme courts	143	2,3%	87	56	60,8%	39,2%
Total	6 197		3 062	3 135	49,4%	50,6%



In this cycle, the total number of female prosecutors (all instances) is 3 135, which represents 50,6% of the total number of prosecutors.


The total number of prosecutors is distributed among the different judicial instances in the following way: 5 562 in first instance (of which 2 895 are female); 492 are in second instance (of which 184 are female) and 143 in final instance (of which 56 are female).

Figures represent full-time equivalents as of 31 December 2020

Non-prosecutor staff by gender (Q60)

Non-prosecutor staff	Total	Male	Female
2020	12 204	3 143	9 061

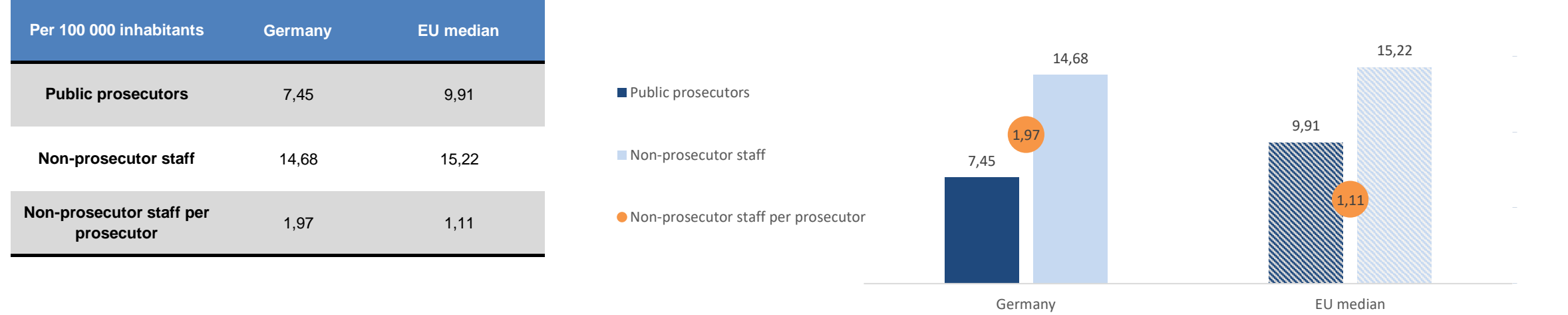
Non-prosecutor staff by gender



Public prosecutors, non-prosecutor staff and their ratio (Q55, Q60)

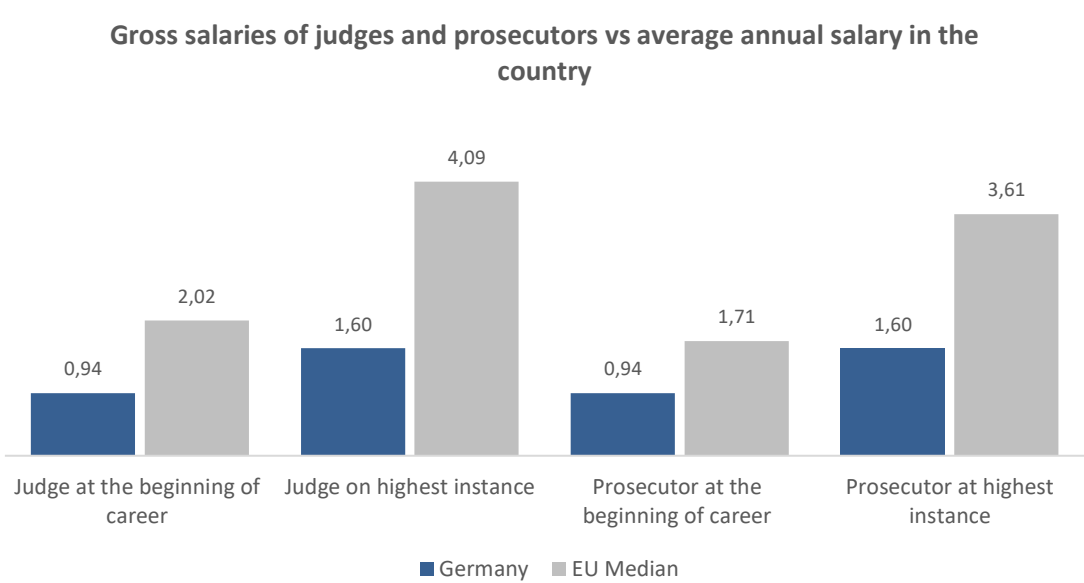
Per 100 000 inhabitants	Germany	EU median
Public prosecutors	7,45	9,91
Non-prosecutor staff	14,68	15,22
Non-prosecutor staff per prosecutor	1,97	1,11

Public prosecutors and non-prosecutor staff per 100 000 inhabitants, and their ratio



• Salaries of professional judges and prosecutors at beginning of a career and at the highest instance (Q132, Q4)

Salaries of professional judges and prosecutors (Q132, Q4)	Average gross annual salary in €	Average net annual salary in €	Ratio with national average annual gross salary
Judge at the beginning of a career	52 928 €	40 117 €	0,94
Judge of the highest court	90 670 €	61 253 €	1,60
Prosecutor at the beginning of a career	52 928 €	40 117 €	0,94
Public prosecutor at highest instance	90 670 €	61 253 €	1,60

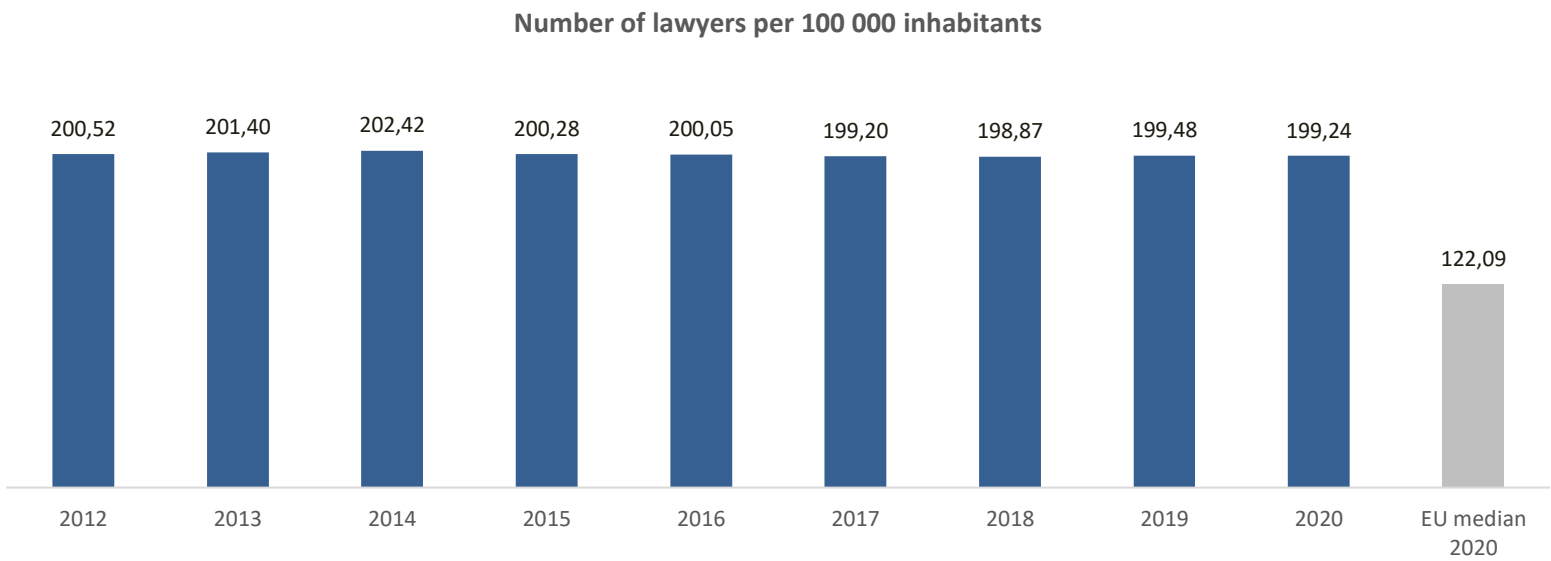


According to 2020 data, the absolute gross salary of a judge at the begining of a career in Germany of 52 928 € is somewhat above when compared to the EU median of 51 946 €. As a ratio with the annual average salary of the country, the salary for a judge at the begining of career is 0,94 compared with EU median of 2,02.

No information on annual net salary is available on the basis of the personal circumstances of judges and public prosecutors. The federal average was calculated unweighted: the annual salaries of the Federal Länder were added and divided by the number of Länder, regardless of how many judges and prosecutors work in the respective Federal Land (the corresponding data are not known).

• Lawyers

Lawyers	Absolute number	Per 100 000 inhabitants
2012	160 880	200,52
2013	162 695	201,40
2014	163 513	202,42
2015	163 772	200,28
2016	164 393	200,05
2017	164 656	199,20
2018	165 104	198,87
2019	165 901	199,48
2020	165 680	199,24



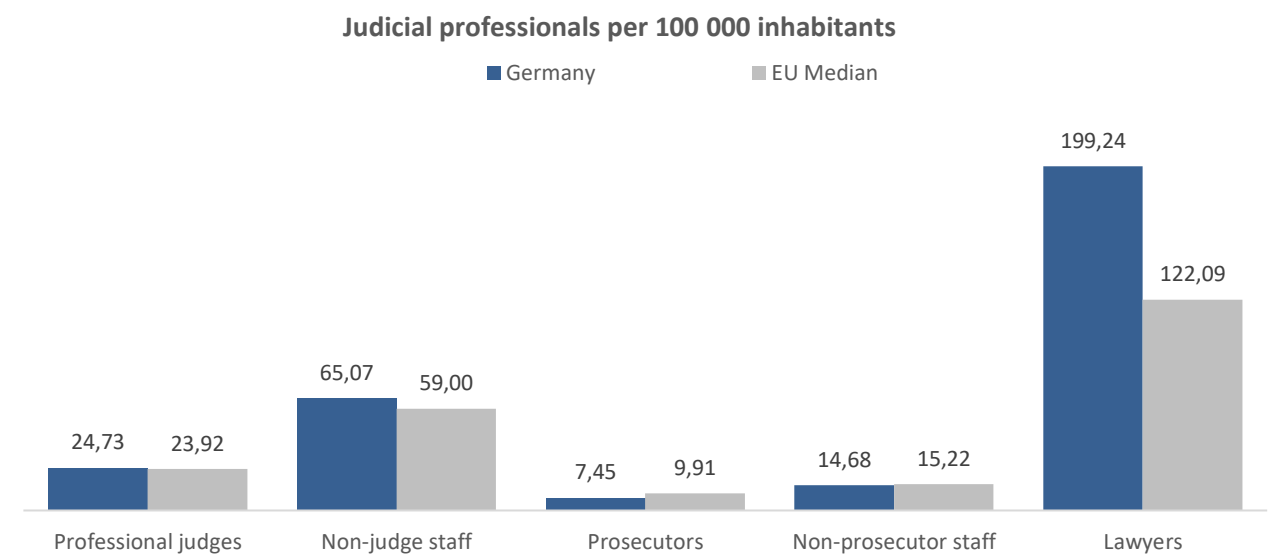
In 2020, there are 165 680 lawyers, which is -0,1% less than in 2019.

Germany has 199,2 lawyers per 100 000 inhabitants, which is above the EU median of 122,1 lawyers per 100 000 inhabitants.

• Judicial professionals (summary)

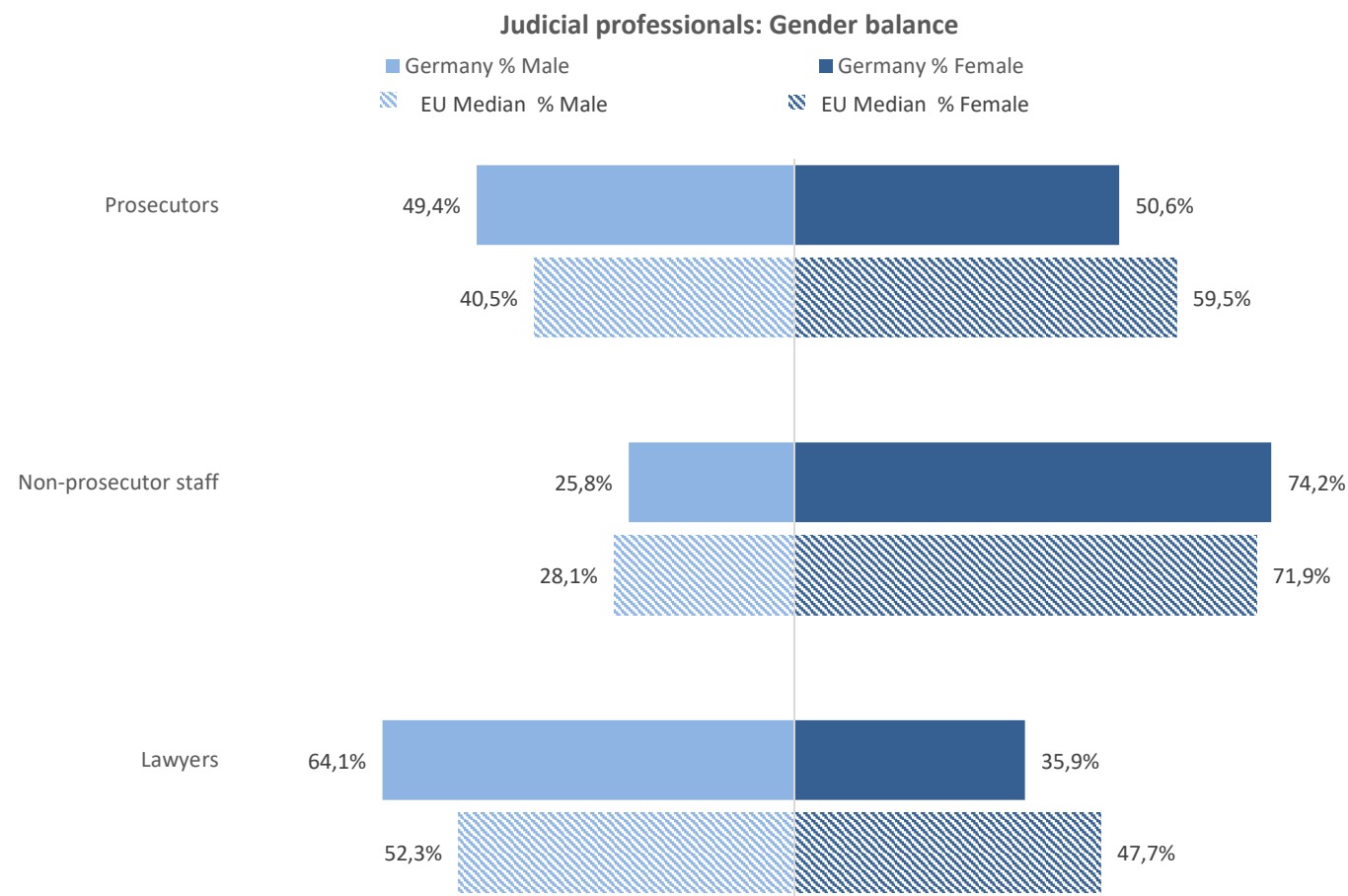
Judicial professionals in absolute number and per 100 000 inhabitants (Q46, Q52, Q55, Q60, Q146)

	Absolute number	Per 100 000 inhabitants	EU Median
Professional judges	20 570	24,73	23,92
Non-judge staff	54 107	65,07	59,00
Prosecutors	6 197	7,45	9,91
Non-prosecutor staff	12 204	14,68	15,22
Lawyers	165 680	199,24	122,09





Judicial professionals: Gender balance

	% Male	% Female
Professional judges	NA	NA
Non judge staff	NA	NA
Prosecutors	49,4%	50,6%
Non-prosecutor staff	25,8%	74,2%
Lawyers	64,1%	35,9%









3. Legal aid and court fees in Germany

In Germany, legal aid includes:

- Coverage of court fees: 
- Exemption from court fees: 

An application for legal aid is decided upon by the court that also decides the lawsuit. Where legal aid is approved, this will have the effect that the Federal or Land cash office can assert the court costs against the recipient of legal aid only in accordance with the provisions made by the court (Section 122 of the Code of Civil Procedure - ZPO). The court can decide that the recipient of legal aid can be fully or partially exempt of the obligation to pay court fees or a delay of payment can be granted.

In Germany, legal aid is available for :

- > Representation in court:
 - Criminal cases 
 - Other than criminal cases 
- > Legal advice, ADR and other legal services:
 - Criminal cases 
 - Other than criminal cases 
- > Fees related to enforcement of judicial decisions as fees for enforcement agents (Q18) 
- > Other costs than above (Q19) 

With regard to criminal cases: there is a kind of legal aid for legal representation in criminal cases in the form of the so called “necessary defense” implying mandatory legal representation which is initially financed by the state.
As to witnesses and victims of crimes it has to be differentiated between situations, when a lawyer is attributed by the criminal court free of charge without the necessity of having to check that the victim is in financial need (comparable to “necessary defense”) and legal aid, which might be granted in certain situations to persons who cannot afford a lawyer themselves.
The approval of legal aid includes the costs for the taking of evidence (e.g. witnesses, experts), as well as travel expenses of the recipient to attend a court hearing if personal attendance at the hearing is necessary. Expenditure for the preparation of the proceedings (e.g. expert witnesses, interpreters) may be refundable as necessary expenditure of the appointed solicitor.

Number of cases for which legal aid has been granted

Absolute number (in 2020)	Total	Cases brought to court	Cases not brought to court
Total	NA	NA	NA
In criminal cases	NA	NA	NA
In other than criminal cases	NA	433 536	NA

In criminal cases, legal aid is granted. However, this is not separately statistically recorded. Therefore the value is NA

Timeframes of the procedure for granting legal aid (in relation to the duration from the initial legal aid request to the final approval of the legal aid request)

- Maximum duration prescribed in law/regulations: NAP
- Actual average duration: NA

The duration of the proceedings depends, among other things, on when the evidence for the means test is submitted in full, whether a statement by the opposing party has to be considered and whether the court has to issue legal notices if necessary.
Regarding the statement of the opposing party:
According to the Code of Civil Procedure (Section 118 Approval Procedure), the opponent is to be given the opportunity to state his position as to whether or not he believes the prerequisites for the approval of legal aid have been met, unless this is deemed inappropriate for special reasons (e.g. in the case of a claim for an injunction). The Act on Proceedings in Family Matters and in Matters of Non-contentious Jurisdiction includes a similar provision (Section 77).

4. Performance of courts in Germany

• Efficiency indicators

◦ Clearance Rate (CR) and Disposition Time (DT)

The Clearance Rate shows the capacity of a judicial system to deal with the incoming cases. A Clearance Rate of 100% and higher does not generate backlog.

The Disposition Time determines the estimated number of days necessary for a pending case to be solved in a court.

First instance Total of other than criminal cases

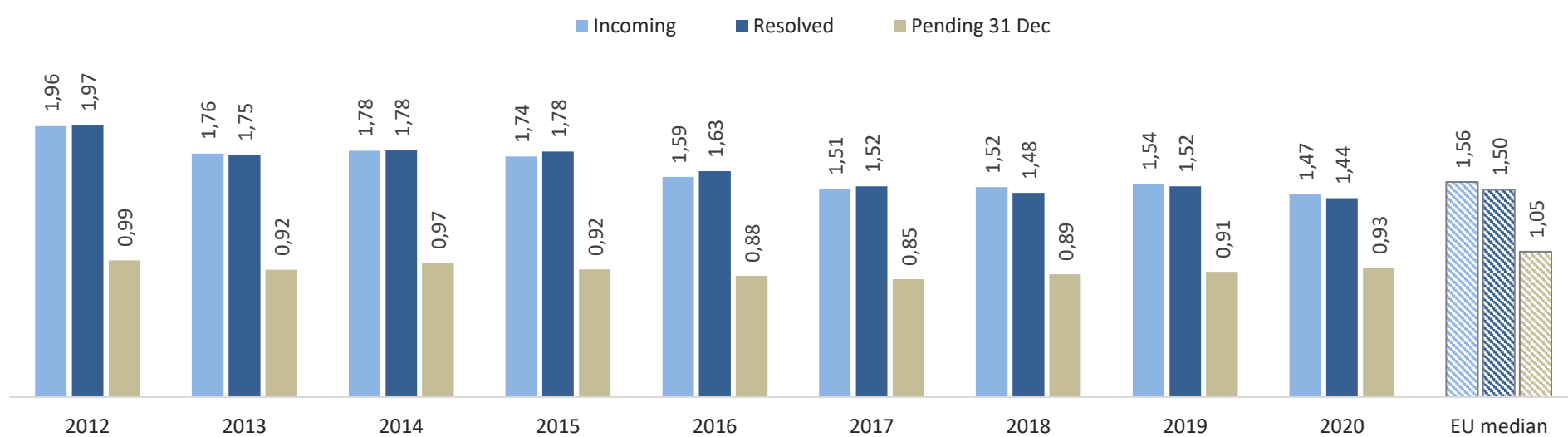
Caseload data collection in Germany is peculiar, and many data are not collected following the CEPEJ categorisation, this is why the total number of "other than criminal cases" is not available.

Once per year, the Federal Statistical Office compiles and publishes the statistics of the civil, criminal, administrative, finance, social, family and labour courts. Nationwide uniform ordinances define the scope and rules of data collection for these statistics. The courts collect the data and submit it to the statistical offices of the Länder, who check and edit the data and send it to the Federal Statistical Office. In simplified terms, the ordinances provide two different kinds of data collection sheets: The "procedural surveys" that collect data on the specifics of the proceedings happening at a court and the "monthly surveys" that track the caseload of a court. With regard to the caseload count, the monthly surveys distinguish between "caseload of proceedings covered by the procedural surveys" and "other caseload". For the cases from the first category (proceedings covered by the procedural surveys), the monthly surveys collect the number of cases pending at the beginning and at the end of a month as well as the number of received and resolved cases. For the "other caseload", the monthly surveys only count the number of received cases.

First instance Civil (and commercial) litigious cases

◦ Incoming, resolved and pending cases

Evolution of number of civil and commercial litigious cases per 100 inhabitants



The number of incoming cases in 2020 in Germany (1,47 per 100 inhabitants) is slightly below EU median (1,56 per 100 inhabitants).

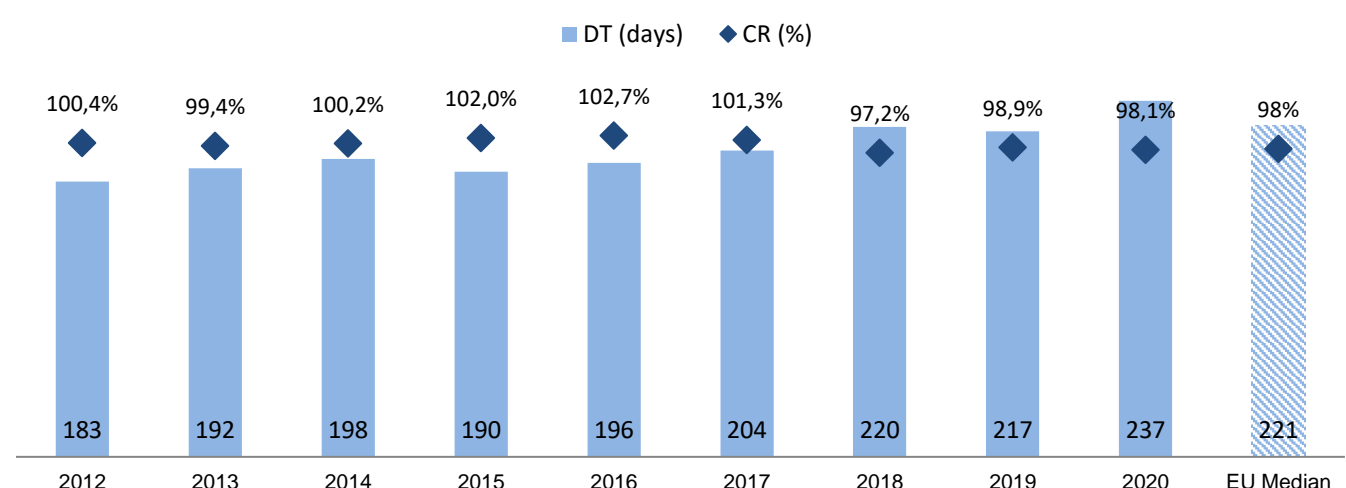
The number of resolved cases in 2020 in Germany (1,44 per 100 inhabitants) is slightly below EU median (1,50 per 100 inhabitants).

The number of pending cases at the end of 2020 in Germany (0,93 per 100 inhabitants) is slightly below EU median (1,05 per 100 inhabitants).

◦ Clearance Rate and Disposition Time

Clearance Rate in % (CR) and Disposition Time in days (DT) for Civil (and commercial) litigious cases

Civil (and commercial) litigious cases	CR (%)	DT (days)
2012	100,4%	183
2013	99,4%	192
2014	100,2%	198
2015	102,0%	190
2016	102,7%	196
2017	101,3%	204
2018	97,2%	220
2019	98,9%	217
2020	98,1%	237



With a Clearance Rate calculated at 98,1% in 2020, Germany seems to face some difficulties in dealing with its civil and commercial litigious cases.

Between 2019 and 2020, the Clearance Rate has decreased by -0,7 points.

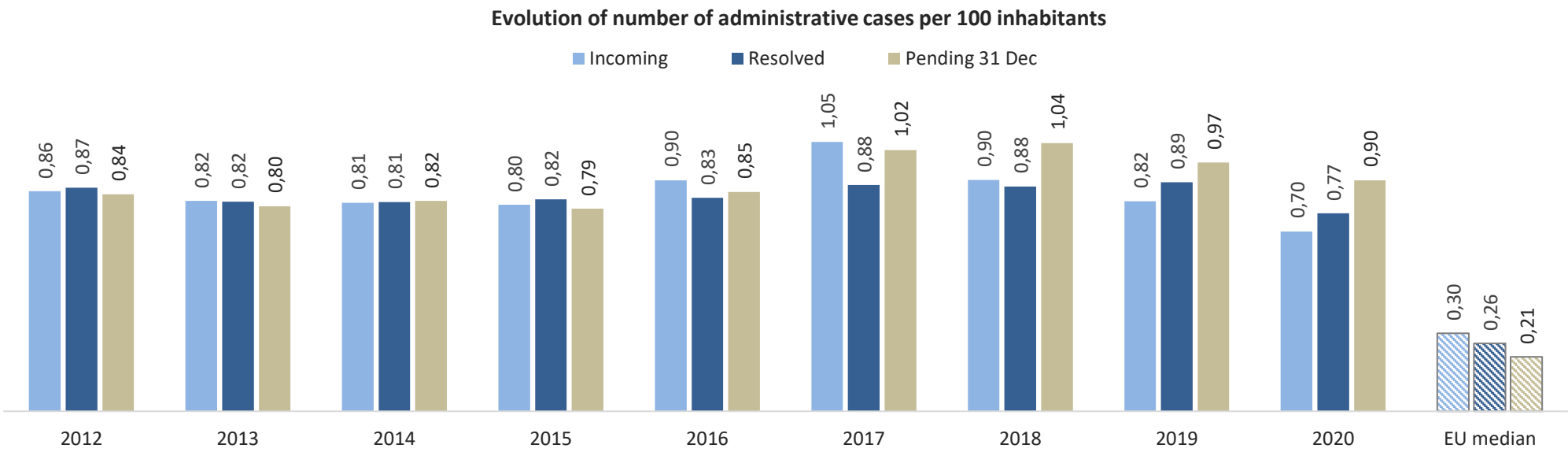
In 2020, the civil and commercial litigious cases are solved in approximately 237 days, which is slightly above EU median of 221 days.

The analysis of the 2019 - 2020 period reveals a 9,3% increase of the Disposition Time.

The number of civil and commercial litigious cases older than 2 years is not available.

First instance Administrative cases

◦ Incoming, resolved and pending cases



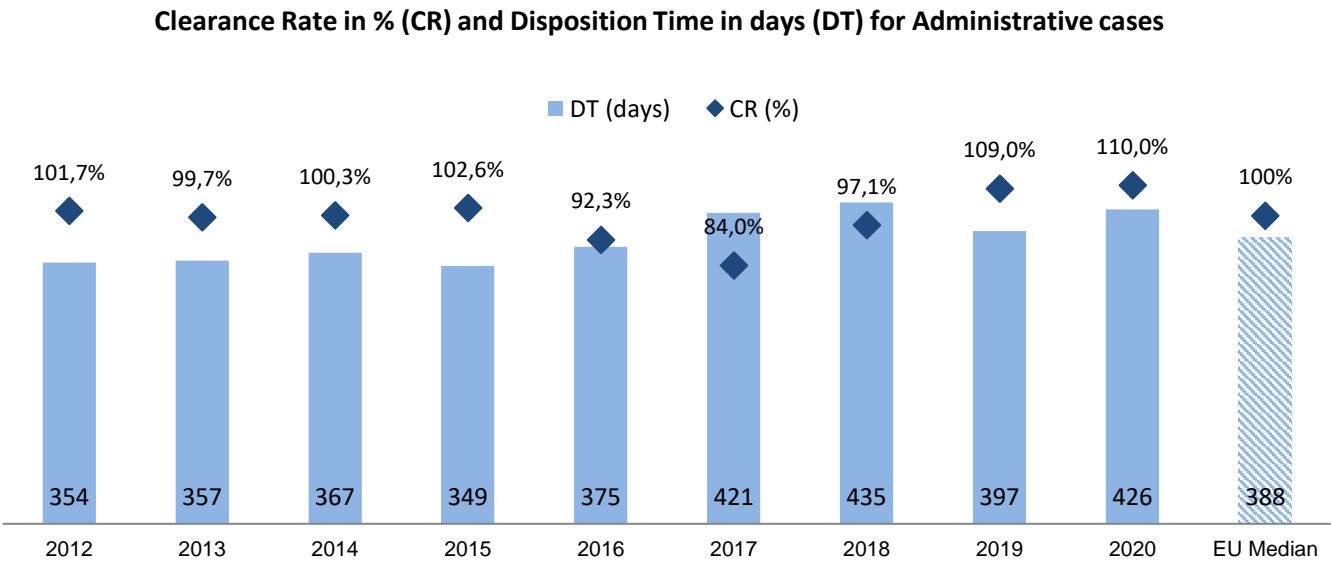
The number of incoming cases in 2020 in Germany (0,70 per 100 inhabitants) is well above EU median (0,30 per 100 inhabitants).

The number of resolved cases in 2020 in Germany (0,77 per 100 inhabitants) is well above EU median (0,26 per 100 inhabitants).

The number of pending cases at the end of 2020 in Germany (0,90 per 100 inhabitants) is well above EU median (0,21 per 100 inhabitants).

◦ Clearance Rate and Disposition Time

Administrative cases	CR (%)	DT (days)
2012	101,7%	354
2013	99,7%	357
2014	100,3%	367
2015	102,6%	349
2016	92,3%	375
2017	84,0%	421
2018	97,1%	435
2019	109,0%	397
2020	110,0%	426



With a Clearance Rate calculated at 110,0% in 2020, Germany seems to be able to deal with its administrative cases.

Between 2019 and 2020, the Clearance Rate has increased for 1,1 points.

In 2020, the administrative cases are solved in approximately 426 days, which is slightly above EU median of 388 days.

The analysis of the 2019 - 2020 period reveals a 7,3% increase of the Disposition Time.

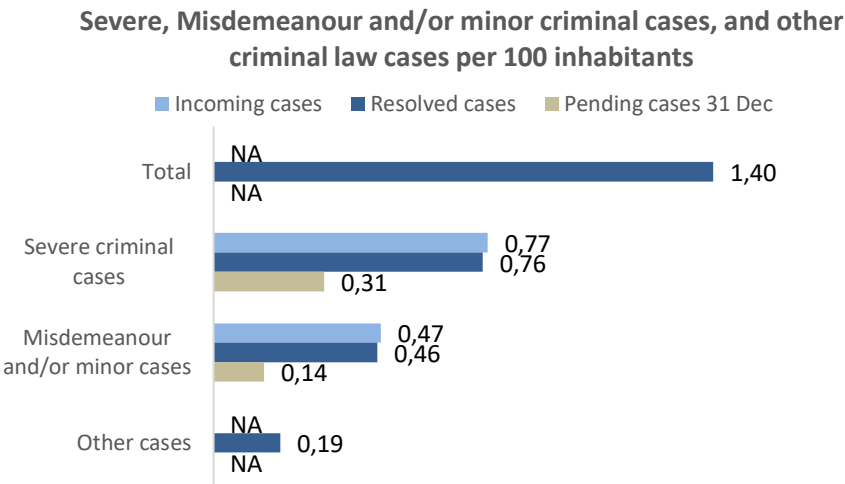
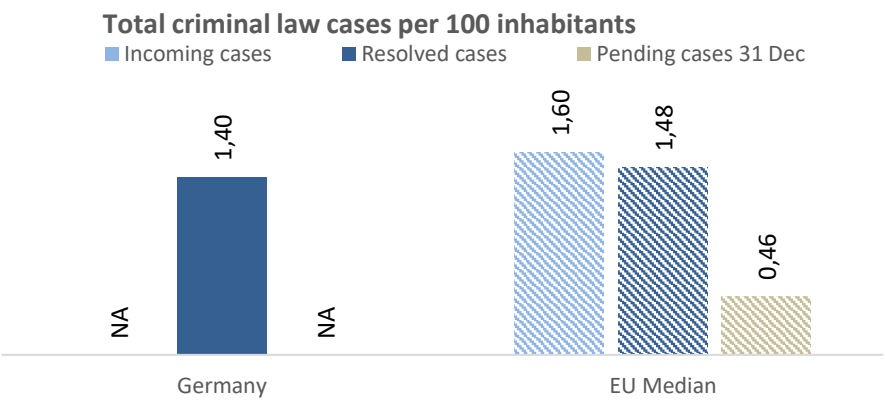
The number of administrative law cases older than 2 years is not available.

• First instance Criminal Law Cases

◦ Incoming, resolved and pending cases

	Pending cases 1 Jan	Incoming cases	Resolved cases	Pending cases 31 Dec
Total	NA	NA	1 166 493	NA
Severe criminal cases	247 214	640 143	628 662	258 492
Misdemeanour and/or minor cases	109 040	390 866	381 932	117 953
Other cases	NA	NA	155 899	NA

Per 100 inhabitants	Pending cases 1 Jan	Incoming cases	Resolved cases	Pending cases 31 Dec
Total	NA	NA	1,40	NA
Severe criminal cases	0,30	0,77	0,76	0,31
Misdemeanour and/or minor cases	0,13	0,47	0,46	0,14
Other cases	NA	NA	0,19	NA



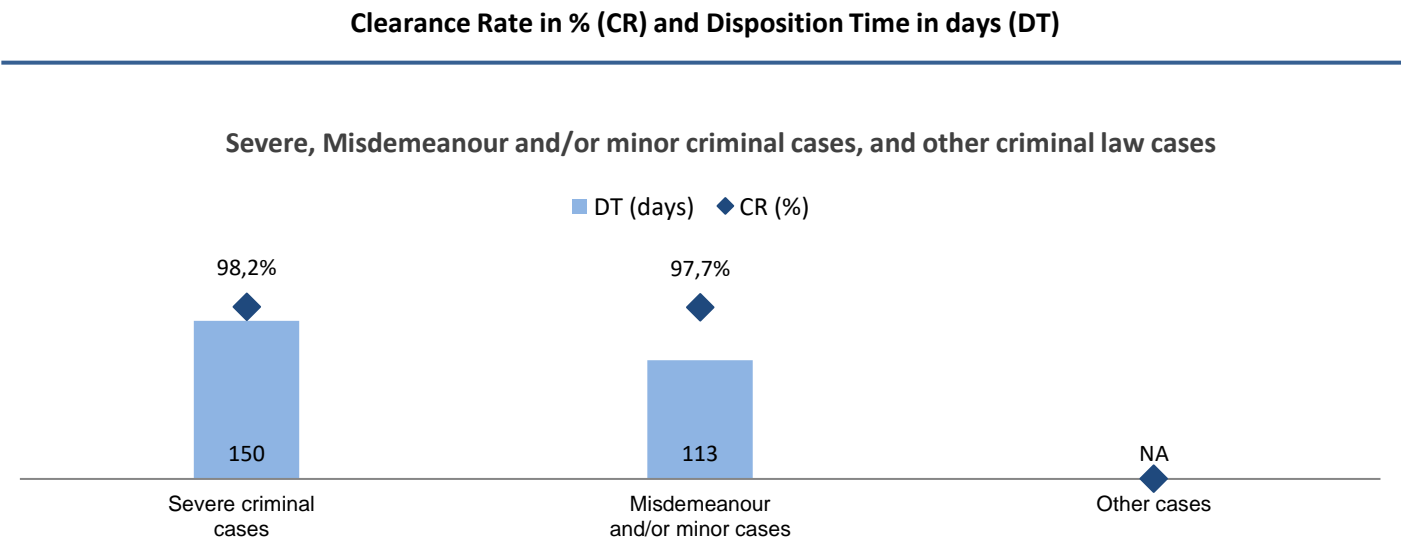
The number of total incoming criminal cases in 2020 in Germany is not available.

The number of total resolved criminal cases in 2020 in Germany (1,40 per 100 inhabitants) is slightly below EU median (1,48 per 100 inhabitants).

The number of total pending criminal cases at the end of 2020 in Germany is not available.

◦ Clearance Rate and Disposition Time

Total criminal law cases	CR (%)	DT (days)
Total	NA	NA
Severe criminal cases	98,2%	150
Misdemeanour and/or minor cases	97,7%	113
Other cases	NA	NA



The Clearance Rate of total criminal cases cannot be calculated

The Disposition Time for criminal law cases cannot be calculated.

The category “severe criminal cases” includes criminal proceedings in accordance with the Criminal Code and ancillary criminal laws. The category “misdemeanour and/or minor criminal cases” subsumes regulatory fine proceedings before criminal courts.

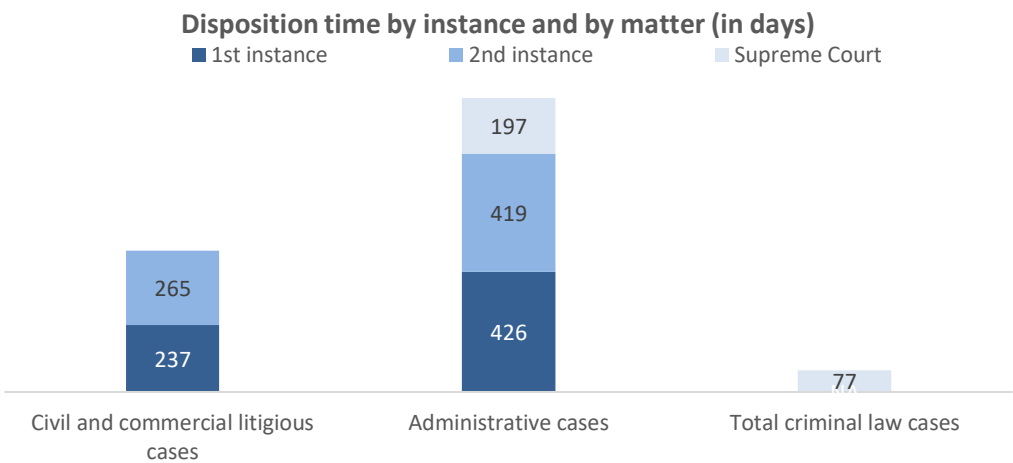
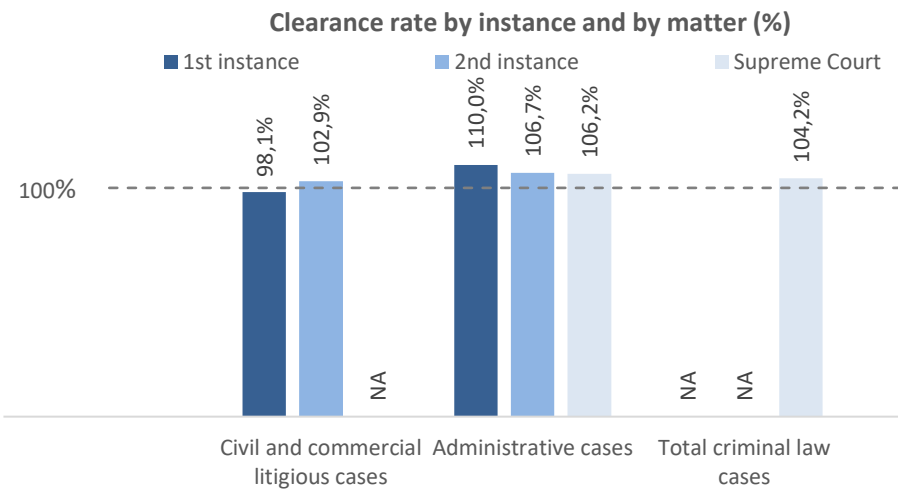
“Other cases” include:

- proceedings concerning suspension of execution of the remainder of a sentence of life imprisonment or concerning suspension of execution of placement in a psychiatric hospital or in preventive detention - determinate custodial sentences - proceedings under sections 109, 110, 138 of the Prison Act (Strafvollzugsgesetz, StVollzG) - proceedings under Part IV of the Act on International Legal Assistance in Criminal Matters (Gesetz über die internationale Rechtshilfe in Strafsachen, IRG) and section 71 (4) of Part II - supervision of conduct
- complaints about costs/fees - complaints against search/seizure orders - complaints in economic cases and tax cases
- complaints in matters concerning detention - cases in matters falling within the Regulatory Offences Act (Ordnungswidrigkeitengesetz, OWiG) registered in the complaints register - other complaints - subsequent or reserved preventive detention
- proceedings regarding the order of subsequent or reserved preventive detention - proceedings regarding the suspension of execution of a sentence where the court has reserved the order of preventive detention, in the cases covered by section 462a (2), third sentence, of the Code of Criminal Procedure (Strafprozessordnung, StPO)
- proceedings before the judicial service court
- proceedings regarding health professionals, tax consultants, agents in tax matters, patent lawyers or architects
- other disciplinary proceedings - proceedings regarding legal remedies in matters of enforcement of youth custody, youth detention and remand detention

Only the number of incoming cases is available for "other criminal cases", because with regard to data collection through the "monthly surveys" these cases fall into the category “other caseload”

Overall efficiency by instance and by case matter

	CR (%)			DT (days)		
	1st instance	2nd instance	Supreme Court	1st instance	2nd instance	Supreme Court
Civil and commercial litigious cases	98,1%	102,9%	NA	237	265	NA
Administrative cases	110,0%	106,7%	106,2%	426	419	197
Total criminal law cases	NA	NA	104,2%	NA	NA	77



In Germany, disposition times for civil and commercial litigious cases and administrative cases are longer than the EU median, while criminal cases in first instance are faster (77 days vs 139). In 2020, Slovak judges resolved more cases than received (Clearance rate is above 100%) except for civil and commercial litigious cases in first instance.

It is noteworthy that the structure of the courts does not entirely correspond to the stages of appeal. For example, Regional Courts can be 1st as well as 2nd instance courts, Higher Regional Courts can be 2nd and 3 instance courts. In the monthly surveys of a court, a statistical record with regard to the stage of appeal exists for the proceedings covered by the procedural surveys, while the case count for "other caseload" generally only exists for the whole court.

Other cases:

Only the number of incoming cases is available for "other cases", because with regard to data collection through the "monthly surveys" these cases fall into the category "other caseload"

The category "other cases" in first instance criminal law cases includes the cases that appear in the monthly surveys of the Regional Courts as "other caseload", which means that these cases are actually first and second instance cases. Due to the above mentioned structure of data collection, a distinction between 1st and 2nd instance cases ist unfortunately not possible for these cases.

As regards second instance criminal law cases, the provided numbers includes the cases that appear in the monthly surveys of the Higher Regional Courts as "other caseload" and that can definitely be identified as second instance cases due to their subject (complaints and objections in regulatory fining proceedings).

It is not possible to differentiate between "severe criminal cases" and "minor criminal cases" (NA). The total number of cases means the number of appeals on points of law, including referrals and regulatory offences pursuant to the Act on Regulatory Offences (OWiG) as well as regulatory offences pursuant to the Act Against Restraints of Competition (GWB) and the Energy Act (EnBW) before the criminal panels (including antitrust panel).

5. Public prosecution services in Germany

• Role and powers of the public prosecutor

In the criminal procedure, the public prosecutor in Germany has the following 11 out of 11 possible roles and powers:

To conduct or supervise police investigation	✓	To appeal	✓
To conduct investigations	✓	To supervise the enforcement procedure	✓
When necessary, to request investigation measures from the judge	✓	To discontinue a case without needing a decision by a judge	✓
To charge	✓	To end the case by imposing or negotiating a penalty or measure without requiring a judicial decision	✓
To present the case in the court	✓	Other significant powers	✓
To propose a sentence to the judge	✓		

Unless otherwise provided by law, as soon as the public prosecution office receives knowledge of a criminal offence, it must investigate the facts for its decision on whether public charges are to be preferred. It is entitled to demand information from all authorities and to carry out investigations, either itself or to have them performed by the authorities of the police service unless other statutory provisions particularly regulate their powers. If the public prosecution office considers it to be necessary for the court to carry out investigation measures, it makes an application prior to lodging of the public charge to the respective Local Court. If, additionally, it considers it to be necessary to issue an arrest or custody order, it can, lodge such a motion with the court.

The public prosecution office is called on to prefer public charges. The written charge which it has to present to the court contains the application to open the main proceedings. The public prosecution office can discontinue the proceedings without a court ruling. The same applies to minor secondary criminal offences, and to individual severable parts of an offence or some of several violations of the law committed as a result of the same offence if these are not particularly significant in addition to a penalty or measure of reform and prevention that is anticipated or has already been imposed with binding effect. Moreover, the public prosecution office may dispense with preferment of public charges if the accused is extradited to a foreign government because of the offence or is transferred out of the area of application of the Code of Criminal Procedure. The same applies if he/she is to be extradited to a foreign government or transferred to an international criminal court of justice because of another offence and the penalty or the measure of reform and prevention which might be the result of the domestic prosecution is negligible in comparison to these imposed or expected to be imposed with binding effect abroad.

If coercion or extortion was committed by threats to reveal a criminal offence, the public prosecution office may dispense with prosecuting the offence, the disclosure of which was threatened, unless expiation is imperative because of the seriousness of the offence. If the victim of coercion or extortion files charges in respect thereof and if as a result a misdemeanour committed by the victim comes to light, the public prosecution office may dispense with prosecution of the misdemeanour unless expiation is imperative because of the seriousness of the offence.

If the preferring of public charges for a misdemeanour depends on the evaluation of a question which must be determined according to civil law or administrative law, the public prosecution office may set a time limit to decide the question in civil or administrative proceedings. The person who reported the criminal offence shall be notified thereof. After this time limit has expired without any result, the public prosecution office may terminate the proceedings.

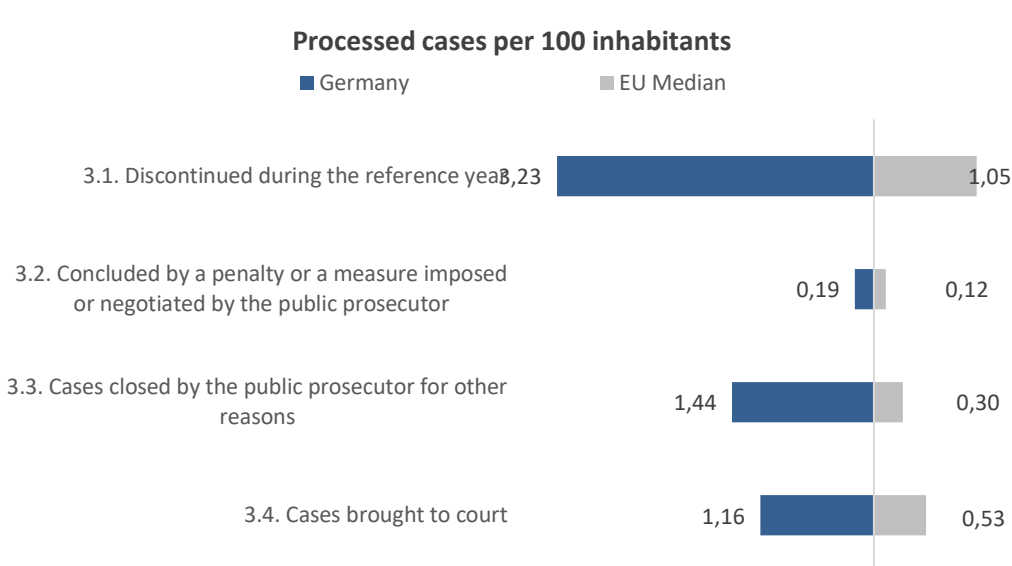
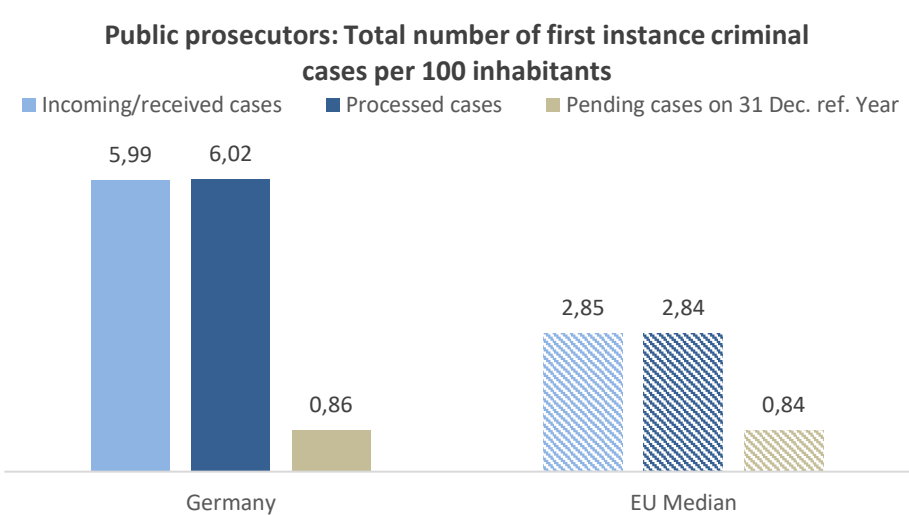
Public charges are not to be preferred for an erroneous suspicion or insult as long as criminal or disciplinary proceedings are pending for the reported or alleged offence. If the absence of the accused or some other personal impediment prevents the opening or conduct of the main proceedings for a considerable time, and if public charges have not yet been preferred, the public prosecution office may provisionally terminate the proceedings after it has clarified the facts so far as possible and secured the evidence so far as necessary.

In accordance with the Youth Courts Act, the Code of Criminal Procedure is also applicable in criminal proceedings against juveniles. The other possibilities of ending the proceedings stated above are, by contrast, generally applicable in proceedings against juveniles and young adults.

In general the public prosecutor does not have a role in insolvency cases. However, if the debtor is accused of having committed a criminal offense and the proceeds of the offense are seizable but insufficient to satisfy the claims of the victims, the public prosecution office may have a right to file for insolvency (Section 111i para (2) of the Code of Criminal Procedure). Whether the insolvency proceedings are to be opened or not, lies in the competence of the court. Section 111i of the Code of Criminal Procedure has also be taken into account in the enforcement of the ordered confiscation especially concerning the compensation procedure (sections 459h, 459m, 459n of the Code of Criminal Procedure).

Public prosecutors: Number of first instance criminal cases

Type of cases	Absolute number	Per 100 inhabitants
1. Pending cases on 1 Jan. ref. year	731 988	0,88
2. Incoming/received cases	4 984 552	5,99
3. Processed cases (3.1 + 3.2 + 3.3 + 3.4)	5 004 542	6,02
3.1. Discontinued during the reference year (3.1.1 + 3.1.2 + 3.1.3 + 3.1.4)	2 682 373	3,23
3.1.1 Discontinued by the public prosecutor because the offender could not be identified	NA	NA
3.1.2 Discontinued by the public prosecutor due to the lack of an established offence or a specific legal situation	1 457 907	1,75
3.1.3 Discontinued by the public prosecutor for reasons of opportunity	1 213 206	1,46
3.1.4 Discontinued for other reasons	11 260	0,01
3.2. Concluded by a penalty or a measure imposed or negotiated by the public prosecutor	161 653	0,19
3.3. Cases closed by the public prosecutor for other reasons	1 199 972	1,44
3.4. Cases brought to court	960 544	1,16
4. Pending cases on 31 Dec. ref. year	711 530	0,86



General information on the public prosecution statistic used as a source for answering this question:
Once per year, the Federal Statistical Office compiles and publishes the public prosecution statistic. Statistical ordinances define the scope and rules of data collection for these statistic. The public prosecution offices collect the data and submit it to the statistical offices of the Länder, who check and edit the data and send it to the Federal Statistical Office. In simplified terms, the statistical ordinance provides two different kinds of data collection sheets: The "procedural survey" that collects data on the specifics of the investigation proceedings carried out by the public prosecution and the "monthly survey" that collects data on the caseload and other workload of the public prosecution offices. The figures entered here do not include investigations against persons unknown. The public prosecution statistic only shows the number of charges filed against unknown perpetrators. Information on the further treatment of those charges is not available. This is because the monthly survey distinguishes between "caseload of investigation proceedings covered by the procedural surveys" and "other workload". Charges against persons unknown fall into the category "other workload". The number of resolved and pending cases is only collected with regard to the first category (proceedings covered by the procedural surveys). If a suspect is identified in cases with an unknown perpetrator, the case receives a new file-number and then appears in the the category "covered by the procedural surveys".
As regards 3.2 Concluded by a penalty or a measure imposed or negotiated by the public prosecutor:
The number represents the the cases that were discontinued in accordance with Section 153a of the Code of Criminal Procedure ("Non-prosecution subject to imposition of conditions and directions")
These cases would also fit into the category "discontinued for reasons of opportunity" (3.1.3) but were allocated to 3.2 here.

6. Existence and use of alternative dispute resolution in Germany

In Germany, the number of mediators and the number of court-related mediations is not available.

Germany does not have a system of accreditation or registration for mediators. In addition, there is no statistical data available on the number of court annexed mediation cases. For these reasons, Germany cannot provide information on the number of accredited or registered mediators who practice judicial mediation.

7. ICT tools of courts in Germany

•The ICT tools of courts and for court users

The use of ICT in courts in 2020 has been evaluated as :

EU Median

Total	6,9	6,6
Assistance tools (0 to 3)	2,3	2,0
Case management system (0 to 7)	3,3	5,2
Financial management tools (0 to 3)	1,3	1,3
Measurement tools to assess the workload (0 to 5)	2,5	2,5
Electronic communication (0 to 10)	10,0	6,9

The calculation of this values for each field is based on the answers for that question/s and weighted according the availability or deployment rate. The total value is normalised to max 10 points for readability and comparison.

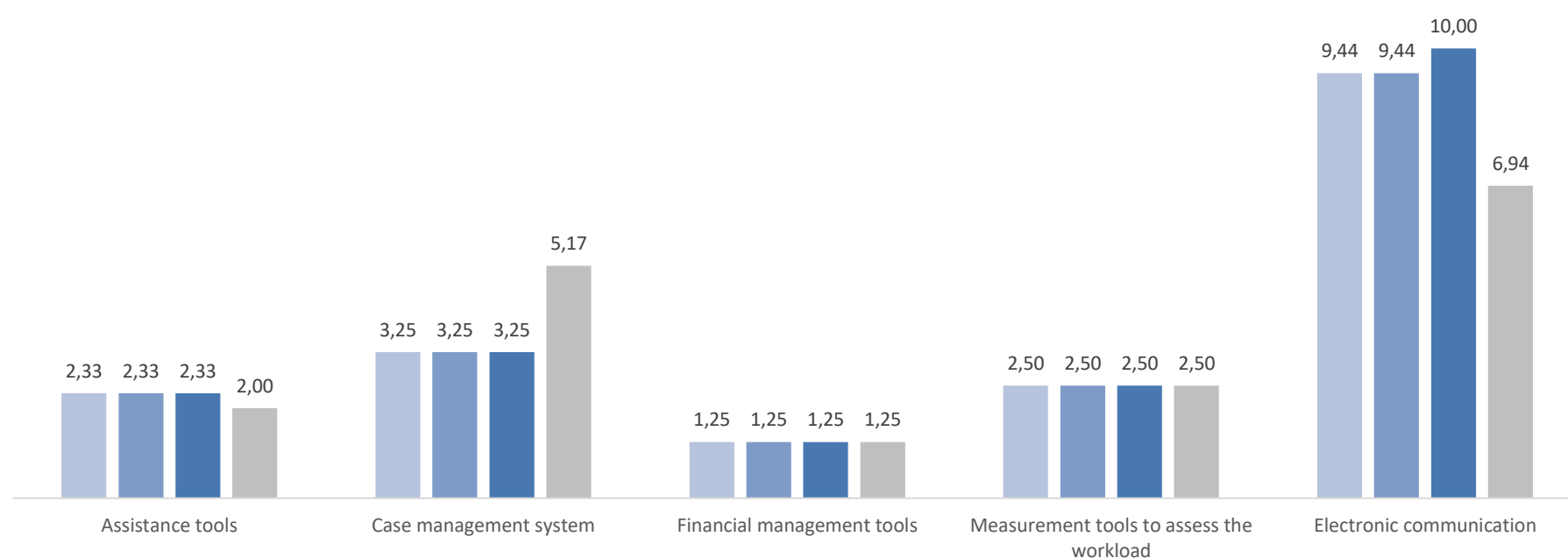
The details of the calculation are given in Annex 5 - IT calculations

The result by area may be summarized in these graphics, where each field has been evaluated from 0 to 4 points.

Note: index is modified based on the available questions. This cycle the recalculation was made for the last three cycles to be able to follow the development.

ICT tools assessment from 2018 to 2020

■ 2018 ■ 2019 ■ 2020 ■ EU Median 2020



8. Systems for measuring and evaluating the performance of courts and public prosecution services in Germany

In Germany, quality standards are not determined for the judicial system at the national level.

• Systems for measuring and evaluating courts' performance

A regular monitoring system of court activities is in place concerning:

Number of incoming cases	✓	Satisfaction of users (regarding the services delivered by the courts)	✗
Length of proceedings (timeframes)	✓	Costs of the judicial procedures	✓
Number of resolved cases	✓	Number of appeals	✓
Number of pending cases	✓	Appeal ratio	✓
Backlogs	✓	Clearance rate	✓
Productivity of judges and court staff	✗	Disposition time	✓
Satisfaction of court staff	✗	Other	✓

At the level of the Federal Government, statistics on proceedings encompass the number of incoming cases, the type of proceeding, the form of conclusion, and the time needed for conclusion. Moreover, information regarding other characteristics is also collected (legal aid in litigation and legal aid for proceedings, value of dispute, subject area, remedies, etc.) All of this information can be correlated to one another upon evaluation. The regular evaluations can be found in the publications of the Federal Statistical Office. Data regarding the business overviews usually do not contain – in that it involves manual statistics – additional information beyond the business workload, particularly as regards the duration of proceedings.

The monitoring activities mentioned unter "other" were reported only by some of the Länder.
In Germany, there is no system to regularly evaluate the court performance based on defined indicators.

Performance and quality indicators are defined for the activity of each court.

The following indicators are used:

Number of incoming cases	✓	Satisfaction of users (regarding the services delivered by the courts)	✗
Length of proceedings (timeframes)	✓	Costs of the judicial procedures	✗
Number of resolved cases	✓	Number of appeals	✗
Number of pending cases	✓	Appeal ratio	✗
Backlogs	✗	Clearance rate	✗
Productivity of judges and court staff	✗	Disposition time	✗
Satisfaction of court staff	✗	Other	✗

Scarcely half of the Länder answered that quality indicators have been defined for backlogs, a few reported that quality indicators for costs, number of appeals, appeal ratio, clearance rate or disposition time have also been defined.

The evaluation of the courts' activities is not used for the later allocation of means in the courts.

• Systems for measuring and evaluating public prosecution services' performance

A regular monitoring system of public prosecution services activities is in place concerning:

Number of incoming cases	✓	Satisfaction of users (regarding the services delivered by the public prosecution)	✗
Length of proceedings (timeframes)	✓	Costs of the judicial procedures	✗
Number of resolved cases	✓	Clearance rate	✓
Number of pending cases	✓	Disposition time	✓
Backlogs	✓	Percentage of convictions and acquittals	✓
Productivity of prosecutors and prosecution staff	✗	Other	✗
Satisfaction of prosecution staff	✗		

A few Länder answered that they have also been monitoring productivity and costs.
In Germany, there is no system to evaluate regularly the activity of each public prosecution service.

Performance and quality indicators are defined for the activity of each public prosecution service.

The following indicators are used:

Number of incoming cases	✓	Satisfaction of users (regarding the services delivered by the public prosecutors)	✗
Length of proceedings (timeframes)	✓	Costs of the judicial procedures	✗
Number of resolved cases	✓	Clearance rate	✗
Number of pending cases	✓	Disposition time	✗
Backlogs	✓	Percentage of convictions and acquittals	✗
Productivity of prosecutors and prosecution staff	✗	Other	✗
Satisfaction of prosecution staff	✗		

Just over half of the Länder answered that quality indicators have been defined for backlogs, a few reported that quality indicators for statisfaction of users, costs, clearance rate or disposition time have also been defined.

The evaluation of the public prosecution services' activities is not used for the later allocation of means in the public prosecution services.

Germany (2012-2020) data tables

Question	2012	2013	2014	2015	2016	2017	2018	2019	2020	Variations for quantitative questions									
										2012-2020	2012-2013	2013-2014	2014-2015	2015-2016	2016-2017	2017-2018	2018-2019	2019-2020	
Table General Data: Economic and demographic data, in absolute values (Q1, Q3, Q5)																			
Q1 Number of inhabitants	80 233 100	80 780 728	80 780 728	81 770 900	82 175 684	82 657 002	83 019 200	83 166 711	83 155 031	3,6%	0,7%	0,0%	1,2%	0,5%	0,6%	0,4%	0,2%	0,0%	
Q.3 GDP Per capita (in €) in current prices	32 550	33 343	33 343	37 087	37 997	39 649	40 852	41 342	40 027	23,0%	2,4%	0,0%	11,2%	2,5%	4,3%	3,0%	1,2%	-3,2%	
Q5. Exchange rate of Nat currency to € on 1 Jan	NAP	NAP	NAP	NAP	NAP	NAP	NAP	NAP	NAP	-	-	-	-	-	-	-	-	-	

Indicator 1: Systems for measuring and evaluating the performance of courts and prosecution services (Indicator 4 in 2019)									
Table 1.1 to Table 1.10 (Q66, Q67, Q77, Q78, Q77-1, Q78-1, Q73, Q73-0, Q73-1, Q73-2, Q73-3, Q73-4, Q73-5, Q73-6, Q70, Q70-1, Q71, Q72, Q83-2, Q83-3, Q120 and Q120-1)									
66 Qlty standards formulated_jud system	No	No	No	No	False	False	False	False	False
67 Specialised court staff entrusted_qlty standards	No	No	No	No	False	False	False	False	False
77 Performance and quality indicators of court activities	Yes	Yes	Yes	Yes	True	True	True	True	True
078.1.1 Number of incoming cases							True	True	True
078.1.2 Length of proceedings (timeframes)							True	True	True
078.1.3 Number of resolved cases							True	True	True
078.1.4 Number of pending cases							True	True	True
078.1.5 Backlogs							False	False	False
078.1.6 Productivity of judges and court staff							False	False	False
078.1.7 Satisfaction of court staff							False	False	False
078.1.8 Satisfaction of users (regarding the services delivered by the courts)							False	False	False
078.1.9 Costs of the judicial procedures							False	False	False
078.1.10 Number of appeals							False	False	False
078.1.11 Appeal ratio							False	False	False
078.1.12 Clearance rate							False	False	False
078.1.13 Disposition time							False	False	False
078.1.14 Other							False	False	False
077-1.1.1 Defined performance and quality indicators									True

Germany (2012-2020) data tables

Question	2012	2013	2014	2015	2016	2017	2018	2019	2020	Variations for quantitative questions								
										2012-2020	2012-2013	2013-2014	2014-2015	2015-2016	2016-2017	2017-2018	2018-2019	2019-2020
078-1.1.1 Number of incoming cases									True									
078-1.1.2 Length of proceedings (timeframes)									True									
078-1.1.3 Number of resolved cases									True									
078-1.1.4 Number of pending cases									True									
078-1.1.5 Backlogs									True									
078-1.1.6 Productivity of prosecutors and prosecution staff									False									
078-1.1.7 Satisfaction of prosecution staff									False									
078-1.1.8 Satisfaction of users (regarding the services delivered by the public prosecution)									False									
078-1.1.9 Costs of the judicial procedures									False									
078-1.1.10 Clearance rate									False									
078-1.1.11 Disposition time									False									
078-1.1.12 Percentage of convictions and acquittals									False									
078-1.1.13 Other									False									
73 Regular system_evaluation_performance_each court	Yes	Yes	No	No	False	False	False	False	False									
073-0.1.1 Annual					False	False	False	-	-									
073-0.1.2 Less frequent					False	False	False	-	-									
073-0.1.3 More frequent					False	False	False	-	-									
073-1.1.1 Evaluation used for the allocation of resources within the court			No	No	False	False	False	False	False									
073-2.1.1 Courses of action taken in the evaluation is used for the allocation of resources							False	-	-									
073-2.1.2 Reallocating resources (human/financial resources based on performance)							False	-	-									
073-2.1.3 Reengineering of internal procedures to increase efficiency							False	-	-									
073-2.1.4 Other							False	-	-									
073-3.1.1 Regular evaluation of the public prosecution services performance									False									

Germany (2012-2020) data tables

Question	2012	2013	2014	2015	2016	2017	2018	2019	2020	Variations for quantitative questions								
										2012-2020	2012-2013	2013-2014	2014-2015	2015-2016	2016-2017	2017-2018	2018-2019	2019-2020
073-4.1.1 Annual										-								
073-4.1.2 Less frequent										-								
073-4.1.3 More frequent										-								
073-5.1.1 Evaluation used for the allocation of resources within the public prosecution services										False								
073-6.1.1 Identifying the causes of improved or deteriorated performance										-								
073-6.1.2 Reallocating resources (human/financial resources based on performance)										-								
073-6.1.3 Reengineering of internal procedures to increase efficiency										-								
073-6.1.4 Other										-								
070.1.1 number of incoming cases	Yes	Yes	Yes	Yes	True	True	True	True	True	True								
070.1.2 length of proceedings (timeframes)	Yes	Yes	Yes	Yes	True	True	True	True	True	True								
070.1.3 number of resolved cases	Yes	Yes	Yes	Yes	True	True	True	True	True	True								
070.1.4 number of pending cases							True	True	True	True								
070.1.5 backlogs							True	True	True	True								
070.1.6 productivity of judges and court staff							False	False	False	False								
070.1.7 satisfaction of court staff							False	False	False	False								
070.1.8 satisfaction of users (regarding the services delivered by the courts)							False	False	False	False								
070.1.9 costs of the judicial procedures							True	True	True	True								
070.1.10 number of appeals							True	True	True	True								
070.1.11 appeal ratio							True	True	True	True								
070.1.12 clearance rate							True	True	True	True								

Germany (2012-2020) data tables

Question	2012	2013	2014	2015	2016	2017	2018	2019	2020	Variations for quantitative questions								
										2012-2020	2012-2013	2013-2014	2014-2015	2015-2016	2016-2017	2017-2018	2018-2019	2019-2020
070-1.1.1 Number of incoming cases									True									
070-1.1.2 Length of proceedings (timeframes)									True									
070-1.1.3 Number of resolved cases									True									
070-1.1.4 Number of pending cases									True									
070-1.1.5 Backlogs									True									
070-1.1.6 Productivity of prosecutors and prosecution staff									False									
070-1.1.7 Satisfaction of prosecution staff									False									
070-1.1.8 Satisfaction of users (regarding the services delivered by the public prosecution)									False									
070-1.1.9 Costs of the judicial procedures									False									
070-1.1.10 Clearance rate									True									
070-1.1.11 Disposition time									True									
070-1.1.12 Percentage of convictions and acquittals									True									
070-1.1.13 Other									False									
071.1.1 Monitoring backlogs in Civil law cases									True									
071.1.2 Monitoring backlogs in Criminal law cases									True									
071.1.3 Monitoring backlogs in Administrative law cases									True									
072.1.1 Monitoring timeframes Within the courts									False									
072.1.2 Monitoring timeframes Within the public prosecution services									False									
083-2.1.1 Quantitative performance tagets defined for each prosecutors									False									
083-3.1.1 Body responsible - Executive power (for example the Ministry of Justice)									NAP									
083-3.1.2 Body responsible - Prosecutor General /State public prosecutor									NAP									
083-3.1.3 Body responsible - Public Prosecutorial Council									NAP									
083-3.1.4 Body responsible - Head of the organisational unit or hierarchically superior public prosecutor									NAP									
083-3.1.5 Body responsible - Other									NAP									

Germany (2012-2020) data tables

Question	2012	2013	2014	2015	2016	2017	2018	2019	2020	Variations for quantitative questions									
										2012-2020	2012-2013	2013-2014	2014-2015	2015-2016	2016-2017	2017-2018	2018-2019	2019-2020	
120.1.1 Qualitative individual assessment of the public prosecutors' work									True										
120-1.1.1 Feequency - Annual									False										
120-1.1.2 Feequency - Less frequent									True										
120-1.1.3 Feequency - More frequent									False										
Indicator 2: The judicial organisation																			
Tables 2.1a; 2.1b; 2.2a; 2.2b; 2.3a; 2.3b; 2.4 and 2.5(EC) (Q42, Q43 and Q44)																			
Q42.1.1Total number of all courts - legal entities	-	-	-	-	-	-	-	-	1 092	-	-	-	-	-	-	-	-	-	-
Q42.1.2 Total number of courts of general jurisdiction - legal entities	-	-	-	-	-	-	-	-	778	-	-	-	-	-	-	-	-	-	-
Q42.1.3 First instance courts of general jurisdiction - legal entities	765	765	761	754	761	753	753	753	753	-1,6%	0,0%	-0,5%	-0,9%	0,9%	-1,1%	0,0%	0,0%	0,0%	0,0%
Q42.1.4 Second instance courts of general jurisdiction - legal entities	-	-	-	-	-	-	-	-	139	-	-	-	-	-	-	-	-	-	-
Q42.1.5 Highest instance courts of general jurisdiction - legal entities	-	-	-	-	-	-	-	-	25	-	-	-	-	-	-	-	-	-	-
Q42.1.6 Total number of specialised courts - legal entities	-	-	-	-	-	-	-	-	314	-	-	-	-	-	-	-	-	-	-
43.1.1 Total number of specialised courts of first instance	250	248	247	247	247	246	245	245	245	-2,0%	-0,8%	-0,4%	0,0%	0,0%	-0,4%	-0,4%	0,0%	0,0%	0,0%
43.1.2 Commercial courts (excluded insolvency courts)	NAP	NAP	NAP	NAP	NAP	NAP	NAP	NAP	NAP	-	-	-	-	-	-	-	-	-	-
43.1.3 Insolvency courts	NAP	NAP	NAP	NAP	NAP	NAP	NAP	NAP	NAP	-	-	-	-	-	-	-	-	-	-
43.1.4 Labour courts	113	111	110	110	110	110	108	108	108	-4,4%	-1,8%	-0,9%	0,0%	0,0%	0,0%	-1,8%	0,0%	0,0%	0,0%
43.1.5 Family courts	NAP	NAP	NAP	NAP	NAP	NAP	NAP	NAP	NAP	-	-	-	-	-	-	-	-	-	-
43.1.6 Rent and tenancies courts	NAP	NAP	NAP	NAP	NAP	NAP	NAP	NAP	NAP	-	-	-	-	-	-	-	-	-	-
43.1.7 Enforcement of criminal sanctions courts	NAP	NAP	NAP	NAP	NAP	NAP	NAP	NAP	NAP	-	-	-	-	-	-	-	-	-	-
43.1.8 Fight against terrorism, organised crime and corruption	NAP	NAP	NAP	NAP	NAP	NAP	NAP	NAP	NAP	-	-	-	-	-	-	-	-	-	-
43.1.9 Internet related disputes	NAP	NAP	NAP	NAP	NAP	NAP	NAP	NAP	NAP	-	-	-	-	-	-	-	-	-	-
43.1.10 Administrative courts	51	51	51	51	51	51	51	51	51	0,0%	0,0%	0,0%	0,0%	0,0%	0,0%	0,0%	0,0%	0,0%	0,0%
43.1.11 Insurance and / or social welfare courts	68	68	68	68	68	67	68	68	68	0,0%	0,0%	0,0%	0,0%	0,0%	-1,5%	1,5%	0,0%	0,0%	0,0%
43.1.12 Military courts	NAP	NAP	NAP	NAP	NAP	NAP	NAP	NAP	NAP	-	-	-	-	-	-	-	-	-	-
43.1.13 Juvenile courts	-	-	-	-	-	-	-	-	NAP	-	-	-	-	-	-	-	-	-	-

Germany (2012-2020) data tables

Question	2012	2013	2014	2015	2016	2017	2018	2019	2020	Variations for quantitative questions								
										2012-2020	2012-2013	2013-2014	2014-2015	2015-2016	2016-2017	2017-2018	2018-2019	2019-2020
43.1.14 Other specialised courts	18	18	18	18	18	18	18	18	18	0,0%	0,0%	0,0%	0,0%	0,0%	0,0%	0,0%	0,0%	0,0%
43.2.1 Total number of specialised courts of higher instances	-	-	-	-	-	-	-	-	69	-	-	-	-	-	-	-	-	-
43.2.2 Commercial courts (excluded insolvency courts)	-	-	-	-	-	-	-	-	NAP	-	-	-	-	-	-	-	-	-
43.2.3 Insolvency courts	-	-	-	-	-	-	-	-	NAP	-	-	-	-	-	-	-	-	-
43.2.4 Labour courts	-	-	-	-	-	-	-	-	18	-	-	-	-	-	-	-	-	-
43.2.5 Family courts	-	-	-	-	-	-	-	-	NAP	-	-	-	-	-	-	-	-	-
43.2.6 Rent and tenancies courts	-	-	-	-	-	-	-	-	NAP	-	-	-	-	-	-	-	-	-
43.2.7 Enforcement of criminal sanctions courts	-	-	-	-	-	-	-	-	NAP	-	-	-	-	-	-	-	-	-
43.2.8 Fight against terrorism, organised crime and corruption	-	-	-	-	-	-	-	-	NAP	-	-	-	-	-	-	-	-	-
43.2.9 Internet related disputes	-	-	-	-	-	-	-	-	NAP	-	-	-	-	-	-	-	-	-
43.2.10 Administrative courts	-	-	-	-	-	-	-	-	15	-	-	-	-	-	-	-	-	-
43.2.11 Insurance and / or social welfare courts	-	-	-	-	-	-	-	-	14	-	-	-	-	-	-	-	-	-
43.2.12 Military courts	-	-	-	-	-	-	-	-	NAP	-	-	-	-	-	-	-	-	-
43.2.13 Juvenile courts	-	-	-	-	-	-	-	-	NAP	-	-	-	-	-	-	-	-	-
43.2.14 Other specialised courts	-	-	-	-	-	-	-	-	22	-	-	-	-	-	-	-	-	-
44.1.1 First instance courts geographic locations	-	-	-	-	-	-	-	-	998	-	-	-	-	-	-	-	-	-
44.1.2 All courts geographic locations	1 108	1 107	1 101	1 095	1 102	1 093	1 076	1 076	1 092	-1,4%	-0,1%	-0,5%	-0,5%	0,6%	-0,8%	-1,6%	0,0%	1,5%

Germany (2012-2020) data tables

Question	2012	2013	2014	2015	2016	2017	2018	2019	2020	Variations for quantitative questions									
										2012-2020	2012-2013	2013-2014	2014-2015	2015-2016	2016-2017	2017-2018	2018-2019	2019-2020	
Indicator 3: The performance of courts at all stages of the proceedings																			
Tables 3.1.1.1 to 3.1.1.4 (all years) Number of other than criminal cases (Q91)																			
Table 3.3.1 to 3.3.3 Variation of first instance other than criminal cases per 100 inhabitants (Q1, Q91)																			
Table 3.13.7 (EC) to 3.13.12 (EC) First instance other than criminal cases (Q91)																			
91.1.1 1st inst courts_Pending cases on 1 Jan. Total of other than criminal law cases (1+2+3+4)	4 966 112	NA	NA	NA	NA	NA	NA	NA	NA	-	-	-	-	-	-	-	-	-	
91.1.2 1st inst courts_Pending cases on 1 Jan. Civil (and commercial) litigious cases	798 265	736 340	785 606	782 964	754 864	719 662	703 935	738 824	753 054	-5,7%	-7,8%	6,7%	-0,3%	-3,6%	-4,7%	-2,2%	5,0%	1,9%	
91.1.3 1st inst courts_Pending cases on 1 Jan. Non litigious cases (2.1+2.2+2.3)	-	-	NA	NA	NA	NA	NA	NA	NA	-	-	-	-	-	-	-	-	-	
91.1.4 1st inst courts_Pending cases on 1 Jan. General civil (and commercial) non-litigious cases	NA	NA	NA	NA	NA	NA	NA	NA	NA	-	-	-	-	-	-	-	-	-	
91.1.5 1st inst courts_Pending cases on 1 Jan. Registry cases (2.2.1+2.2.2+2.2.3)	-	-	NA	NA	NA	NA	NA	NA	NA	-	-	-	-	-	-	-	-	-	
91.1.6 1st inst courts_Pending cases on 1 Jan. Non litigious land registry cases	NA	NA	NA	NA	NA	NA	NA	NA	NA	-	-	-	-	-	-	-	-	-	
91.1.7 1st inst courts_Pending cases on 1 Jan. Non-litigious business registry cases	NA	NA	NA	NA	1 657 420	1 691 876	1 727 738	1 766 395	1 806 827	-	-	-	-	-	2,1%	2,1%	2,2%	2,3%	
91.1.8 1st inst courts_Pending cases on 1 Jan. Other registry cases	-	-	NA	NA	NA	NA	NA	NA	NA	-	-	-	-	-	-	-	-	-	
91.1.9 1st inst courts_Pending cases on 1 Jan. Other non-litigious cases	-	-	NA	NA	NA	NA	NA	NA	NA	-	-	-	-	-	-	-	-	-	
91.1.10 1st inst courts_Pending cases on 1 Jan. Administrative law cases	689 031	643 094	664 067	662 009	644 890	701 598	845 199	867 035	806 128	17,0%	-6,7%	3,3%	-0,3%	-2,6%	8,8%	20,5%	2,6%	-7,0%	
91.1.11 1st inst courts_Pending cases on 1 Jan. Other cases (e.g. insolvency registry cases)	1 957 181	1 851 995	1 851 995	1 748 709	1 468 300	462 519	440 716	444 077	453 757	-76,8%	-5,4%	0,0%	-5,6%	-16,0%	-68,5%	-4,7%	0,8%	2,2%	
91.2.1 1st inst courts_Incoming cases_Total of other than criminal law cases (1+2+3+4)	NA	NA	NA	NA	NA	NA	NA	NA	NA	-	-	-	-	-	-	-	-	-	
91.2.2 1st inst courts_Incoming cases_Civil (and commercial) litigious cases	1 573 220	1 424 016	1 439 072	1 423 489	1 308 135	1 244 697	1 261 954	1 282 250	1 219 203	-22,5%	-9,5%	1,1%	-1,1%	-8,1%	-4,8%	1,4%	1,6%	-4,9%	
91.2.3 1st inst courts_Incoming cases_Non litigious cases (2.1+2.2+2.3)	-	-	NA	NA	NA	NA	NA	NA	NA	-	-	-	-	-	-	-	-	-	
91.2.4 1st inst courts_Incoming cases_General civil (and commercial) non-litigious cases	NA	NA	2 365 351	NA	2 639 044	2 525 579	2 509 519	2 515 303	2 299 376	-	-	-	-	-	-4,3%	-0,6%	0,2%	-8,6%	
91.2.5 1st inst courts_Incoming cases_Registry cases (2.2.1+2.2.2+2.2.3)	-	-	NA	NA	NA	NA	NA	NA	NA	-	-	-	-	-	-	-	-	-	
91.2.6 1st inst courts_Incoming cases_Non litigious land registry cases	5 604 653	5 490 219	5 490 219	NA	5 551 746	5 476 346	5 428 233	5 531 883	5 550 420	-1,0%	-2,0%	0,0%	-	-	-1,4%	-0,9%	1,9%	0,3%	
91.2.7 1st inst courts_Incoming cases_Non-litigious business registry cases	118 560	NA	117 251	NA	122 206	122 799	126 423	132 566	140 297	18,3%	-	-	-	-	0,5%	3,0%	4,9%	5,8%	
91.2.8 1st inst courts_Incoming cases_Other registry cases	-	-	NA	NA	NA	NA	NA	NA	NA	-	-	-	-	-	-	-	-	-	
91.2.9 1st inst courts_Incoming cases_Other non-litigious cases	-	-	NA	NA	NA	NA	NA	NA	NA	-	-	-	-	-	-	-	-	-	
91.2.10 1st inst courts_Incoming cases_Administrative law cases	686 985	661 706	655 687	657 108	739 325	866 662	748 328	680 061	582 323	-15,2%	-3,7%	-0,9%	0,2%	12,5%	17,2%	-13,7%	-9,1%	-14,4%	
91.2.11 1st inst courts_Incoming cases_Other cases (e.g. insolvency registry cases)	1 518 404	1 622 446	1 622 446	1 203 321	1 348 599	970 975	945 094	953 399	933 856	-38,5%	6,9%	0,0%	-25,8%	12,1%	-28,0%	-2,7%	0,9%	-2,0%	

Germany (2012-2020) data tables

Question	2012	2013	2014	2015	2016	2017	2018	2019	2020	Variations for quantitative questions								
										2012-2020	2012-2013	2013-2014	2014-2015	2015-2016	2016-2017	2017-2018	2018-2019	2019-2020
91.3.1 1st inst courts_Resolved cases_Total of other than criminal law cases (1+2+3+4)	3 888 915	NA	NA	NA	NA	NA	NA	NA	NA	-	-	-	-	-	-	-	-	-
91.3.2 1st inst courts_Resolved cases_Civil (and commercial) litigious cases	1 578 891	1 415 623	1 441 714	1 451 589	1 343 337	1 260 439	1 227 172	1 267 995	1 196 562	-24,2%	-10,3%	1,8%	0,7%	-7,5%	-6,2%	-2,6%	3,3%	-5,6%
91.3.3 1st inst courts_Resolved cases_Non litigious cases (2.1+2.2+2.3)	-	-	NA	NA	NA	NA	NA	NA	NA	-	-	-	-	-	-	-	-	-
91.3.4 1st inst courts_Resolved cases_General civil (and commercial) non-litigious cases	NA	NA	NA	NA	NA	NA	NA	NA	NA	-	-	-	-	-	-	-	-	-
91.3.5 1st inst courts_Resolved cases_Registry cases (2.2.1+2.2.2+2.2.3)	-	-	NA	NA	NA	NA	NA	NA	NA	-	-	-	-	-	-	-	-	-
91.3.6 1st inst courts_Resolved cases_Non litigious land registry cases	NA	NA	NA	NA	NA	NA	NA	NA	NA	-	-	-	-	-	-	-	-	-
91.3.7 1st inst courts_Resolved cases_Non-litigious business registry cases	NA	NA	88 326	NA	87 843	87 136	87 651	90 370	89 367	-	-	-	-	-	-0,8%	0,6%	3,1%	-1,1%
91.3.8 1st inst courts_Resolved cases_Other registry cases	-	-	NA	NA	NA	NA	NA	NA	NA	-	-	-	-	-	-	-	-	-
91.3.9 1st inst courts_Resolved cases_Other non-litigious cases	-	-	NA	NA	NA	NA	NA	NA	NA	-	-	-	-	-	-	-	-	-
91.3.10 1st inst courts_Resolved cases_Administrative law cases	698 569	659 613	657 745	674 226	682 617	727 832	726 730	741 004	640 706	-8,3%	-5,6%	-0,3%	2,5%	1,2%	6,6%	-0,2%	2,0%	-13,5%
91.3.11 1st inst courts_Resolved cases_Other cases (e.g. insolvency registry cases)	1 519 898	1 418 949	1 418 949	1 224 780	1 355 615	994 402	960 583	953 682	942 192	-38,0%	-6,6%	0,0%	-13,7%	10,7%	-26,6%	-3,4%	-0,7%	-1,2%
91.4.1 1st inst courts_Pending cases on 31 Dec. Total of other than criminal law cases (1+2+3+4)	NA	NA	NA	NA	NA	NA	NA	NA	NA	-	-	-	-	-	-	-	-	-
91.4.2 1st inst courts_Pending cases on 31 Dec. Civil (and commercial) litigious cases	792 594	744 510	782 964	754 864	719 662	703 920	738 819	753 049	776 359	-2,0%	-6,1%	5,2%	-3,6%	-4,7%	-2,2%	5,0%	1,9%	3,1%
91.4.3 1st inst courts_Pending cases on 31 Dec. Non litigious cases (2.1+2.2+2.3)	-	-	NA	NA	NA	NA	NA	NA	NA	-	-	-	-	-	-	-	-	-
91.4.4 1st inst courts_Pending cases on 31 Dec. General civil (and commercial) non-litigious cases	NA	NA	NA	NA	NA	NA	NA	NA	NA	-	-	-	-	-	-	-	-	-
91.4.5 1st inst courts_Pending cases on 31 Dec. Registry cases (2.2.1+2.2.2+2.2.3)	-	-	NA	NA	NA	NA	NA	NA	NA	-	-	-	-	-	-	-	-	-
91.4.6 1st inst courts_Pending cases on 31 Dec. Non litigious land registry cases	NA	NA	NA	NA	NA	NA	NA	NA	NA	-	-	-	-	-	-	-	-	-
91.4.7 1st inst courts_Pending cases on 31 Dec. Non-litigious business registry cases	NA	NA	NA	NA	1 691 795	1 727 539	1 766 513	1 808 598	1 861 202	-	-	-	-	-	2,1%	2,3%	2,4%	2,9%
91.4.8 1st inst courts_Pending cases on 31 Dec. Other registry cases	-	-	NA	NA	NA	NA	NA	NA	NA	-	-	-	-	-	-	-	-	-
91.4.9 1st inst courts_Pending cases on 31 Dec. Other non-litigious cases	-	-	NA	NA	NA	NA	NA	NA	NA	-	-	-	-	-	-	-	-	-
91.4.10 1st inst courts_Pending cases on 31 Dec. Administrative law cases	677 447	645 014	662 009	644 891	701 598	840 158	866 972	806 072	748 038	10,4%	-4,8%	2,6%	-2,6%	8,8%	19,7%	3,2%	-7,0%	-7,2%
91.4.11 1st inst courts_Pending cases on 31 Dec. Other cases (e.g. insolvency registry cases)	1 955 687	1 838 550	1 838 550	1 728 710	1 463 852	440 747	443 995	453 747	450 720	-77,0%	-6,0%	0,0%	-6,0%	-15,3%	-69,9%	0,7%	2,2%	-0,7%

Germany (2012-2020) data tables

Question	2012	2013	2014	2015	2016	2017	2018	2019	2020	Variations for quantitative questions									
										2012-2020	2012-2013	2013-2014	2014-2015	2015-2016	2016-2017	2017-2018	2018-2019	2019-2020	
Table 3.2.1.1 to 3.2.1.2 (all years) First instance courts: Clearance rate and disposition time for other than criminal cases (Q91)																			
Table 3.3.4 to 3.3.7 Variation of Clearence Rate and Disposition Time of first instance other than criminal cases (Q91)																			
Table 3.13.1 (EC) to 3.13.6 (EC) First instance courts: Disposition time and clearance rate for other than criminal cases (Q91)																			
CR Total of other than criminal law cases	NA	NA	NA	NA	NA	NA	NA	NA	NA	-	-	-	-	-	-	-	-	-	-
CR Civil (and commercial) litigious cases	100,4%	99,4%	100,2%	102,0%	102,7%	101,3%	97,2%	98,9%	98,1%	- 2,21	- 0,95	0,78	1,79	0,70	- 1,39	- 3,97	1,69	- 0,75	
CR Non litigious cases (2.1+2.2+2.3)	-	-	NA	NA	NA	NA	NA	NA	NA	-	-	-	-	-	-	-	-	-	-
CR General civil (and commercial) non-litigious cases	NA	NA	NA	NA	NA	NA	NA	NA	NA	-	-	-	-	-	-	-	-	-	-
CR Registry cases (2.2.1+2.2.2+2.2.3)	-	-	NA	NA	NA	NA	NA	NA	NA	-	-	-	-	-	-	-	-	-	-
CR Non litigious land registry cases	NA	NA	NA	NA	NA	NA	NA	NA	NA	-	-	-	-	-	-	-	-	-	-
CR Non-litigious business registry cases	NA	NA	75,3%	NA	71,9%	71,0%	69,3%	68,2%	63,7%	-	-	-	-	-	- 1,28	- 2,29	- 1,68	- 6,56	
CR Other registry cases	-	-	NA	NA	NA	NA	NA	NA	NA	-	-	-	-	-	-	-	-	-	-
CR Other non-litigious cases	-	-	NA	NA	NA	NA	NA	NA	NA	-	-	-	-	-	-	-	-	-	-
CR Administrative law cases	101,7%	99,7%	100,3%	102,6%	92,3%	84,0%	97,1%	109,0%	110,0%	8,20	- 1,97	0,63	2,28	- 10,01	- 9,04	15,64	12,20	0,98	
CR Other cases (e.g. insolvency registry cases)	100,1%	87,5%	87,5%	101,8%	100,5%	102,4%	101,6%	100,0%	100,9%	0,79	- 12,63	-	16,38	- 1,24	1,88	- 0,76	- 1,58	0,86	
DT Total of other than criminal law cases	NA	NA	NA	NA	NA	NA	NA	NA	NA	-	-	-	-	-	-	-	-	-	-
DT Civil (and commercial) litigious cases	183	192	198	190	196	204	220	217	237	29,2%	4,8%	3,3%	-4,2%	3,0%	4,2%	7,8%	-1,4%	9,3%	
DT Non litigious cases (2.1+2.2+2.3)	-	-	NA	NA	NA	NA	NA	NA	NA	-	-	-	-	-	-	-	-	-	-
DT General civil (and commercial) non-litigious cases	NA	NA	NA	NA	NA	NA	NA	NA	NA	-	-	-	-	-	-	-	-	-	-
DT Registry cases (2.2.1+2.2.2+2.2.3)	-	-	NA	NA	NA	NA	NA	NA	NA	-	-	-	-	-	-	-	-	-	-
DT Non litigious land registry cases	NA	NA	NA	NA	NA	NA	NA	NA	NA	-	-	-	-	-	-	-	-	-	-
DT Non-litigious business registry cases	NA	NA	NA	NA	7030	7236	7356	7305	7602	-	-	-	-	-	2,9%	1,7%	-0,7%	4,1%	
DT Other registry cases	-	-	NA	NA	NA	NA	NA	NA	NA	-	-	-	-	-	-	-	-	-	-
DT Other non-litigious cases	-	-	NA	NA	NA	NA	NA	NA	NA	-	-	-	-	-	-	-	-	-	-
DT Administrative law cases	354	357	367	349	375	421	435	397	426	20,4%	0,8%	2,9%	-5,0%	7,5%	12,3%	3,3%	-8,8%	7,3%	
DT Other cases (e.g. insolvency registry cases)	470	473	473	515	394	162	169	174	175	-62,8%	0,7%	0,0%	8,9%	-23,5%	-59,0%	4,3%	2,9%	0,5%	

Germany (2012-2020) data tables

Question	2012	2013	2014	2015	2016	2017	2018	2019	2020	Variations for quantitative questions									
										2012-2020	2012-2013	2013-2014	2014-2015	2015-2016	2016-2017	2017-2018	2018-2019	2019-2020	
Table 3.4.1 (all years) First instance courts, number of cases for specific case categories (Q101)																			
101.1.1 Pending cases on 1 Jan. Litigious divorce case	NA	NA	NA	NA	NA	NA	NA	NA	NA	-	-	-	-	-	-	-	-	-	-
101.1.2 Pending cases on 1 Jan. Employment dismissal case	26 968	40 175	40 175	NA	NA	NA	NA	NA	NA	-	49,0%	0,0%	-	-	-	-	-	-	-
101.1.3 Pending cases on 1 Jan. Insolvency	NA	NA	NA	NA	NA	NA	NA	NA	NA	-	-	-	-	-	-	-	-	-	-
101.2.1 Incoming cases_Litigious divorce case	NA	NA	NA	NA	NA	NA	NA	NA	NA	-	-	-	-	-	-	-	-	-	-
101.2.2 Incoming cases_Employment dismissal case	101 369	152 391	152 391	NA	NA	NA	NA	NA	NA	-	50,3%	0,0%	-	-	-	-	-	-	-
101.2.3 Incoming cases_Insolvency	-	143 662	143 662	NA	159 395	149 526	139 752	135 212	92 999	-	-	0,0%	-	-	-6,2%	-6,5%	-3,2%	-31,2%	-
101.3.1 Resolved cases_Litigious divorce case	190 258	167 014	167 014	NA	184 025	174 149	167 836	168 629	163 435	-14,1%	-12,2%	0,0%	-	-	-5,4%	-3,6%	0,5%	-3,1%	-
101.3.2 Resolved cases_Employment dismissal case	144 293	152 919	152 919	NA	192 161	180 886	173 096	178 797	198 766	37,8%	6,0%	0,0%	-	-	-5,9%	-4,3%	3,3%	11,2%	-
101.3.3 Resolved cases_Insolvency	NA	NA	NA	NA	NA	NA	NA	NA	NA	-	-	-	-	-	-	-	-	-	-
101.4.1 Pending cases on 31 Dec. Litigious divorce case	NA	NA	NA	NA	NA	NA	NA	NA	NA	-	-	-	-	-	-	-	-	-	-
101.4.2 Pending cases on 31 Dec. Employment dismissal case	25 360	39 686	39 647	NA	NA	NA	NA	NA	NA	-	56,5%	-0,1%	-	-	-	-	-	-	-
101.4.3 Pending cases on 31 Dec. Insolvency	-	303 654	303 654	NA	293 924	293 027	280 659	292 436	250 154	-	-	0,0%	-	-	-0,3%	-4,2%	4,2%	-14,5%	-

Table 3.5.1 (all years) First instance courts: Clearance rate and disposition time for specific case categories (Q101)																		
Table 3.6.1 and 3.6.2 Variations of CR and DT for specific case categories of first instance cases (Q101)																		
CR Litigious divorce cases	NA	NA	NA	NA	NA	NA	NA	NA	NA	-	-	-	-	-	-	-	-	-
CR Employment dismissal cases	142,3%	100,3%	100,3%	NA	NA	NA	NA	NA	NA	-	- 29,50	-	-	-	-	-	-	-
CR Insolvency cases	NA	NA	NA	NA	NA	NA	NA	NA	NA	-	-	-	-	-	-	-	-	-
DT Litigious divorce cases	NA	NA	NA	NA	NA	NA	NA	NA	NA	-	-	-	-	-	-	-	-	-
DT Employment dismissal cases	64	95	95	NA	NA	NA	NA	NA	NA	-	47,7%	-0,1%	-	-	-	-	-	-
DT Insolvency cases	NA	NA	NA	NA	NA	NA	NA	NA	NA	-	-	-	-	-	-	-	-	-

Germany (2012-2020) data tables

Question	2012	2013	2014	2015	2016	2017	2018	2019	2020	Variations for quantitative questions									
										2012-2020	2012-2013	2013-2014	2014-2015	2015-2016	2016-2017	2017-2018	2018-2019	2019-2020	
Table 3.7.1 to 3.7.5 (2019 and 2020) Second instance other than criminal cases (Q97)																			
Table 3.9.1 to 3.9.3 (2019 and 2020) Variation of second instance other than criminal cases (Q97)																			
97.1.1 2nd inst courts_Pending cases on 1 Jan. Total of other than criminal law cases (1+2+3+4)			NA	NA	NA	NA	NA	NA	NA	-	-	-	-	-	-	-	-	-	
97.1.2 2nd inst courts_Pending cases on 1 Jan. Civil (and commercial) litigious cases			65 321	NA	68 430	67 257	65 161	66 211	84 306	-	-	-	-	-	-1,7%	-3,1%	1,6%	27,3%	
97.1.3 2nd inst courts_Pending cases on 1 Jan. Non litigious cases (2.1+2.2+2.3)			NA	NA	NA	NA	NA	NA	NA	-	-	-	-	-	-	-	-	-	
97.1.4 2nd inst courts_Pending cases on 1 Jan. General civil (and commercial) non-litigious cases			NA	NA	NA	NA	NA	NA	NA	-	-	-	-	-	-	-	-	-	
97.1.5 2nd inst courts_Pending cases on 1 Jan. Registry cases (2.2.1+2.2.2+2.2.3)			NA	NA	NA	NA	NA	NA	NA	-	-	-	-	-	-	-	-	-	
97.1.6 2nd inst courts_Pending cases on 1 Jan. Non litigious land registry cases			NA	NA	NA	NA	NA	NA	NA	-	-	-	-	-	-	-	-	-	
97.1.7 2nd inst courts_Pending cases on 1 Jan. Non-litigious business registry cases			NA	NA	NA	NA	NA	NA	NA	-	-	-	-	-	-	-	-	-	
97.1.8 2nd inst courts_Pending cases on 1 Jan. Other registry cases			NA	NA	NA	NA	NA	NA	NA	-	-	-	-	-	-	-	-	-	
97.1.9 2nd inst courts_Pending cases on 1 Jan. Other non-litigious cases			NA	NA	NA	NA	NA	NA	NA	-	-	-	-	-	-	-	-	-	
97.1.10 2nd inst courts_Pending cases on 1 Jan. Administrative law cases			55 796	NA	50 298	51 875	53 918	57 216	58 217	-	-	-	-	-	3,1%	3,9%	6,1%	1,7%	
97.1.11 2nd inst courts_Pending cases on 1 Jan. Other cases			19 288	NA	21 860	19 833	19 499	19 399	19 483	-	-	-	-	-	-9,3%	-1,7%	-0,5%	0,4%	
97.2.1 2nd inst courts_Incoming cases_Total of other than criminal law cases (1+2+3+4)			NA	NA	NA	NA	NA	NA	NA	-	-	-	-	-	-	-	-	-	
97.2.2 2nd inst courts_Incoming cases_Civil (and commercial) litigious cases			101 960	NA	99 151	91 640	93 235	121 042	108 810	-	-	-	-	-	-7,6%	1,7%	29,8%	-10,1%	
97.2.3 2nd inst courts_Incoming cases_Non litigious cases (2.1+2.2+2.3)			NA	NA	NA	NA	NA	NA	NA	-	-	-	-	-	-	-	-	-	
97.2.4 2nd inst courts_Incoming cases_General civil (and commercial) non-litigious cases			NA	NA	NA	NA	NA	NA	NA	-	-	-	-	-	-	-	-	-	
97.2.5 2nd inst courts_Incoming cases_Registry cases (2.2.1+2.2.2+2.2.3)			NA	NA	NA	NA	NA	NA	NA	-	-	-	-	-	-	-	-	-	
97.2.6 2nd inst courts_Incoming cases_Non litigious land registry cases			NA	NA	NA	NA	NA	NA	NA	-	-	-	-	-	-	-	-	-	
97.2.7 2nd inst courts_Incoming cases_Non-litigious business registry cases			NA	NA	NA	NA	NA	NA	NA	-	-	-	-	-	-	-	-	-	
97.2.8 2nd inst courts_Incoming cases_Other registry cases			NA	NA	NA	NA	NA	NA	NA	-	-	-	-	-	-	-	-	-	
97.2.9 2nd inst courts_Incoming cases_Other non-litigious cases			NA	NA	NA	NA	NA	NA	NA	-	-	-	-	-	-	-	-	-	
97.2.10 2nd inst courts_Incoming cases_Administrative law cases			69 294	NA	43 468	47 805	50 376	50 788	45 059	-	-	-	-	-	10,0%	5,4%	0,8%	-11,3%	
97.2.11 2nd inst courts_Incoming cases_Other cases			42 202	NA	47 031	43 826	41 700	42 062	40 385	-	-	-	-	-	-6,8%	-4,9%	0,9%	-4,0%	

Germany (2012-2020) data tables

Question	2012	2013	2014	2015	2016	2017	2018	2019	2020	Variations for quantitative questions								
										2012-2020	2012-2013	2013-2014	2014-2015	2015-2016	2016-2017	2017-2018	2018-2019	2019-2020
97.3.1 2nd inst courts_Resolved cases_Total of other than criminal law cases (1+2+3+4)			NA	NA	NA	NA	NA	NA	NA	-	-	-	-	-	-	-	-	-
97.3.2 2nd inst courts_Resolved cases_Civil (and commercial) litigious cases			102 185	NA	100 324	93 736	92 194	102 945	111 956	-	-	-	-	-	-6,6%	-1,6%	11,7%	8,8%
97.3.3 2nd inst courts_Resolved cases_Non litigious cases (2.1+2.2+2.3)			NA	NA	NA	NA	NA	NA	NA	-	-	-	-	-	-	-	-	-
97.3.4 2nd inst courts_Resolved cases_General civil (and commercial) non-litigious cases			NA	NA	NA	NA	NA	NA	NA	-	-	-	-	-	-	-	-	-
97.3.5 2nd inst courts_Resolved cases_Registry cases (2.2.1+2.2.2+2.2.3)			NA	NA	NA	NA	NA	NA	NA	-	-	-	-	-	-	-	-	-
97.3.6 2nd inst courts_Resolved cases_Non litigious land registry cases			NA	NA	NA	NA	NA	NA	NA	-	-	-	-	-	-	-	-	-
97.3.7 2nd inst courts_Resolved cases_Non-litigious business registry cases			NA	NA	NA	NA	NA	NA	NA	-	-	-	-	-	-	-	-	-
97.3.8 2nd inst courts_Resolved cases_Other registry cases			NA	NA	NA	NA	NA	NA	NA	-	-	-	-	-	-	-	-	-
97.3.9 2nd inst courts_Resolved cases_Other non-litigious cases			NA	NA	NA	NA	NA	NA	NA	-	-	-	-	-	-	-	-	-
97.3.10 2nd inst courts_Resolved cases_Administrative law cases			64 492	NA	41 891	45 754	47 169	49 744	48 058	-	-	-	-	-	9,2%	3,1%	5,5%	-3,4%
97.3.11 2nd inst courts_Resolved cases_Other cases			43 335	NA	49 058	44 085	41 629	41 506	40 418	-	-	-	-	-	-10,1%	-5,6%	-0,3%	-2,6%
97.4.1 2nd inst courts_Pending cases on 31 Dec. Total of other than criminal law cases (1+2+3+4)			NA	NA	NA	NA	NA	NA	NA	-	-	-	-	-	-	-	-	-
97.4.2 2nd inst courts_Pending cases on 31 Dec. Civil (and commercial) litigious cases			65 227	NA	67 257	65 161	66 211	84 305	81 223	-	-	-	-	-	-3,1%	1,6%	27,3%	-3,7%
97.4.3 2nd inst courts_Pending cases on 31 Dec. Non litigious cases (2.1+2.2+2.3)			NA	NA	NA	NA	NA	NA	NA	-	-	-	-	-	-	-	-	-
97.4.4 2nd inst courts_Pending cases on 31 Dec. General civil (and commercial) non-litigious cases			NA	NA	NA	NA	NA	NA	NA	-	-	-	-	-	-	-	-	-
97.4.5 2nd inst courts_Pending cases on 31 Dec. Registry cases (2.2.1+2.2.2+2.2.3)			NA	NA	NA	NA	NA	NA	NA	-	-	-	-	-	-	-	-	-
97.4.6 2nd inst courts_Pending cases on 31 Dec. Non litigious land registry cases			NA	NA	NA	NA	NA	NA	NA	-	-	-	-	-	-	-	-	-
97.4.7 2nd inst courts_Pending cases on 31 Dec. Non-litigious business registry cases			NA	NA	NA	NA	NA	NA	NA	-	-	-	-	-	-	-	-	-
97.4.8 2nd inst courts_Pending cases on 31 Dec. Other registry cases			NA	NA	NA	NA	NA	NA	NA	-	-	-	-	-	-	-	-	-
97.4.9 2nd inst courts_Pending cases on 31 Dec. Other non-litigious cases			NA	NA	NA	NA	NA	NA	NA	-	-	-	-	-	-	-	-	-
97.4.10 2nd inst courts_Pending cases on 31 Dec. Administrative law cases			56 458	NA	51 849	53 926	57 214	58 217	55 197	-	-	-	-	-	4,0%	6,1%	1,8%	-5,2%
97.4.11 2nd inst courts_Pending cases on 31 Dec. Other cases			18 155	NA	19 833	19 574	19 348	19 882	19 826	-	-	-	-	-	-1,3%	-1,2%	2,8%	-0,3%
97.5.1 2nd inst courts_Pending more than 2 years - Total of other than criminal law cases (1+2+3+4)			-	-	NA	NA	NA	NA	NA	-	-	-	-	-	-	-	-	-
97.5.2 2nd inst courts_Pending more than 2 years - Civil (and commercial) litigious cases			-	-	NA	NA	NA	NA	NA	-	-	-	-	-	-	-	-	-
97.5.10 2nd inst courts_Pending more than 2 years - Administrative law cases			-	-	NA	NA	NA	NA	NA	-	-	-	-	-	-	-	-	-

Germany (2012-2020) data tables

Question	2012	2013	2014	2015	2016	2017	2018	2019	2020	Variations for quantitative questions											
										2012-2020	2012-2013	2013-2014	2014-2015	2015-2016	2016-2017	2017-2018	2018-2019	2019-2020			
Table 3.8.1 and 3.8.2 (2019 and 2020): Second instance clearance rate and disposition time for other than criminal law cases (Q97)																					
Table 3.9.4 and 3.9.5 (2019 and 2020): Variation of second clearance rate and disposition time for other than criminal law cases (Q97)																					
CR Total of other than criminal law cases			NA	NA	NA	NA	NA	NA	NA	-	-	-	-	-	-	-	-	-			
CR Civil (and commercial) litigious cases			100,2%	NA	101,2%	102,3%	98,9%	85,0%	102,9%	-	-	-	-	-	1,09	-	3,33	-	13,99	20,98	
CR Non litigious cases (2.1+2.2+2.3)			NA	NA	NA	NA	NA	NA	NA	-	-	-	-	-	-	-	-	-	-		
CR General civil (and commercial) non-litigious cases			NA	NA	NA	NA	NA	NA	NA	-	-	-	-	-	-	-	-	-	-		
CR Registry cases (2.2.1+2.2.2+2.2.3)			NA	NA	NA	NA	NA	NA	NA	-	-	-	-	-	-	-	-	-	-		
CR Non litigious land registry cases			NA	NA	NA	NA	NA	NA	NA	-	-	-	-	-	-	-	-	-	-		
CR Non-litigious business registry cases			NA	NA	NA	NA	NA	NA	NA	-	-	-	-	-	-	-	-	-	-		
CR Other registry cases			NA	NA	NA	NA	NA	NA	NA	-	-	-	-	-	-	-	-	-	-		
CR Other non-litigious cases			NA	NA	NA	NA	NA	NA	NA	-	-	-	-	-	-	-	-	-	-		
CR Administrative law cases			93,1%	NA	96,4%	95,7%	93,6%	97,9%	106,7%	-	-	-	-	-	-	0,69	-	2,17	4,60	8,89	
CR Other cases (e.g. insolvency registry cases)			102,7%	NA	104,3%	100,6%	99,8%	98,7%	100,1%	-	-	-	-	-	-	3,57	-	0,76	-	1,15	1,42
DT Total of other than criminal law cases			NA	NA	NA	NA	NA	NA	NA	-	-	-	-	-	-	-	-	-	-		
DT Civil (and commercial) litigious cases			233	NA	245	254	262	299	265	-	-	-	-	-	3,7%	3,3%	14,0%	-11,4%			
DT Non litigious cases (2.1+2.2+2.3)			NA	NA	NA	NA	NA	NA	NA	-	-	-	-	-	-	-	-	-	-		
DT General civil (and commercial) non-litigious cases			NA	NA	NA	NA	NA	NA	NA	-	-	-	-	-	-	-	-	-	-		
DT Registry cases (2.2.1+2.2.2+2.2.3)			NA	NA	NA	NA	NA	NA	NA	-	-	-	-	-	-	-	-	-	-		
DT Non litigious land registry cases			NA	NA	NA	NA	NA	NA	NA	-	-	-	-	-	-	-	-	-	-		
DT Non-litigious business registry cases			NA	NA	NA	NA	NA	NA	NA	-	-	-	-	-	-	-	-	-	-		
DT Other registry cases			NA	NA	NA	NA	NA	NA	NA	-	-	-	-	-	-	-	-	-	-		
DT Other non-litigious cases			NA	NA	NA	NA	NA	NA	NA	-	-	-	-	-	-	-	-	-	-		
DT Administrative law cases			320	NA	452	430	443	427	419	-	-	-	-	-	-4,8%	2,9%	-3,5%	-1,9%			
DT Other cases (e.g. insolvency registry cases)			153	NA	148	162	170	175	179	-	-	-	-	-	9,8%	4,7%	3,1%	2,4%			

Germany (2012-2020) data tables

Question	2012	2013	2014	2015	2016	2017	2018	2019	2020	Variations for quantitative questions									
										2012-2020	2012-2013	2013-2014	2014-2015	2015-2016	2016-2017	2017-2018	2018-2019	2019-2020	
Table 3.10.1 to 3.10.5 (2019 and 2020) Supreme courts, number of other than criminal law cases (Q99)																			
Table 3.12.1 to 3.12.3 (2019 and 2020) Variation of the supreme courts, number of other than criminal law cases (Q99)																			
99.1.1 High inst courts_Pending cases on 1 Jan. Total of other than criminal law cases (1+2+3+4)			NA	NA	10 558	10 586	9 529	9 495	9 292	-	-	-	-	-	0,3%	-10,0%	-0,4%	-2,1%	
99.1.2 High inst courts_Pending cases on 1 Jan. Civil (and commercial) litigious cases			4 023	4 143	NA	5 473	NA	NA	NA	-	-	-	3,0%	-	-	-	-	-	
99.1.3 High inst courts_Pending cases on 1 Jan. Non litigious cases (2.1+2.2+2.3)			NA	NA	NA	NA	NA	NA	NA	-	-	-	-	-	-	-	-	-	
99.1.4 High inst courts_Pending cases on 1 Jan. General civil (and commercial) non-litigious cases			NA	NA	NA	NA	NA	NA	NA	-	-	-	-	-	-	-	-	-	
99.1.5 High inst courts_Pending cases on 1 Jan. Registry cases (2.2.1+2.2.2+2.2.3)			NA	NA	NA	NA	NA	NA	NA	-	-	-	-	-	-	-	-	-	
99.1.6 High inst courts_Pending cases on 1 Jan. Non litigious land registry cases			NA	NA	NA	NA	NA	NA	NA	-	-	-	-	-	-	-	-	-	
99.1.7 High inst courts_Pending cases on 1 Jan. Non-litigious business registry cases			NA	NA	NA	NA	NA	NA	NA	-	-	-	-	-	-	-	-	-	
99.1.8 High inst courts_Pending cases on 1 Jan. Other registry cases			NA	NA	NA	NA	NA	NA	NA	-	-	-	-	-	-	-	-	-	
99.1.9 High inst courts_Pending cases on 1 Jan. Other non-litigious cases			NA	-	NA	NA	NA	NA	NA	-	-	-	-	-	-	-	-	-	
99.1.10 High inst courts_Pending cases on 1 Jan. Administrative law cases			4 040	4 037	3 837	3 487	3 414	3 549	3 649	-	-	-	-0,1%	-5,0%	-9,1%	-2,1%	4,0%	2,8%	
99.1.11 High inst courts_Pending cases on 1 Jan. Other cases (e.g. insolvency registry cases)			1 868	1 908	1 449	1 618	1 195	1 113	1 231	-	-	-	2,1%	-24,1%	11,7%	-26,1%	-6,9%	10,6%	
99.2.1 High inst courts_Incoming cases_Total of other than criminal law cases (1+2+3+4)			NA	NA	15 591	15 396	13 678	13 606	14 472	-	-	-	-	-	-1,3%	-11,2%	-0,5%	6,4%	
99.2.2 High inst courts_Incoming cases_Civil (and commercial) litigious cases			4 348	4 158	NA	6 316	NA	NA	NA	-	-	-	-4,4%	-	-	-	-	-	
99.2.3 High inst courts_Incoming cases_Non litigious cases (2.1+2.2+2.3)			NA	NA	NA	NA	NA	NA	NA	-	-	-	-	-	-	-	-	-	
99.2.4 High inst courts_Incoming cases_General civil (and commercial) non-litigious cases			NA	NA	NA	NA	NA	NA	NA	-	-	-	-	-	-	-	-	-	
99.2.5 High inst courts_Incoming cases_Registry cases (2.2.1+2.2.2+2.2.3)			NA	NA	NA	NA	NA	NA	NA	-	-	-	-	-	-	-	-	-	
99.2.6 High inst courts_Incoming cases_Non litigious land registry cases			NA	NA	NA	NA	NA	NA	NA	-	-	-	-	-	-	-	-	-	
99.2.7 High inst courts_Incoming cases_Non-litigious business registry cases			NA	NA	NA	NA	NA	NA	NA	-	-	-	-	-	-	-	-	-	
99.2.8 High inst courts_Incoming cases_Other registry cases			NA	NA	NA	NA	NA	NA	NA	-	-	-	-	-	-	-	-	-	
99.2.9 High inst courts_Incoming cases_Other non-litigious cases			NA	-	NA	NA	NA	NA	NA	-	-	-	-	-	-	-	-	-	
99.2.10 High inst courts_Incoming cases_Administrative law cases			7 131	6 508	6 755	6 365	5 806	5 522	5 729	-	-	-	-8,7%	3,8%	-5,8%	-8,8%	-4,9%	3,7%	
99.2.11 High inst courts_Incoming cases_Other cases (e.g. insolvency registry cases)			2 657	2 273	2 305	1 876	1 755	2 401	1 938	-	-	-	-14,5%	1,4%	-18,6%	-6,4%	36,8%	-19,3%	

Germany (2012-2020) data tables

Question	2012	2013	2014	2015	2016	2017	2018	2019	2020	Variations for quantitative questions								
										2012-2020	2012-2013	2013-2014	2014-2015	2015-2016	2016-2017	2017-2018	2018-2019	2019-2020
99.3.1 High inst courts_Resolved cases_Total of other than criminal law cases (1+2+3+4)			NA	NA	15 664	15 880	13 713	13 784	14 413	-	-	-	-	-	1,4%	-13,6%	0,5%	4,6%
99.3.2 High inst courts_Resolved cases_Civil (and commercial) litigious cases			4 228	4 246	NA	6 869	NA	NA	NA	-	-	-	0,4%	-	-	-	-	-
99.3.3 High inst courts_Resolved cases_Non litigious cases (2.1+2.2+2.3)			NA	NA	NA	NA	NA	NA	NA	-	-	-	-	-	-	-	-	-
99.3.4 High inst courts_Resolved cases_General civil (and commercial) non-litigious cases			NA	NA	NA	NA	NA	NA	NA	-	-	-	-	-	-	-	-	-
99.3.5 High inst courts_Resolved cases_Registry cases (2.2.1+2.2.2+2.2.3)			NA	NA	NA	NA	NA	NA	NA	-	-	-	-	-	-	-	-	-
99.3.6 High inst courts_Resolved cases_Non litigious land registry cases			NA	NA	NA	NA	NA	NA	NA	-	-	-	-	-	-	-	-	-
99.3.7 High inst courts_Resolved cases_Non-litigious business registry cases			NA	NA	NA	NA	NA	NA	NA	-	-	-	-	-	-	-	-	-
99.3.8 High inst courts_Resolved cases_Other registry cases			NA	NA	NA	NA	NA	NA	NA	-	-	-	-	-	-	-	-	-
99.3.9 High inst courts_Resolved cases_Other non-litigious cases			NA	-	NA	NA	NA	NA	NA	-	-	-	-	-	-	-	-	-
99.3.10 High inst courts_Resolved cases_Administrative law cases			7 137	6 990	7 200	6 387	5 672	5 671	6 086	-	-	-	-2,1%	3,0%	-11,3%	-11,2%	0,0%	7,3%
99.3.11 High inst courts_Resolved cases_Other cases (e.g. insolvency registry cases)			2 617	2 596	2 136	2 299	1 837	2 283	2 173	-	-	-	-0,8%	-17,7%	7,6%	-20,1%	24,3%	-4,8%
99.4.1 High inst courts_Pending cases on 31 Dec. Total of other than criminal law cases (1+2+3+4)			NA	NA	10 485	10 102	9 494	9 317	9 351	-	-	-	-	-	-3,7%	-6,0%	-1,9%	0,4%
99.4.2 High inst courts_Pending cases on 31 Dec. Civil (and commercial) litigious cases			4 143	4 055	NA	4 920	NA	NA	NA	-	-	-	-2,1%	-	-	-	-	-
99.4.3 High inst courts_Pending cases on 31 Dec. Non litigious cases (2.1+2.2+2.3)			NA	NA	NA	NA	NA	NA	NA	-	-	-	-	-	-	-	-	-
99.4.4 High inst courts_Pending cases on 31 Dec. General civil (and commercial) non-litigious cases			NA	NA	NA	NA	NA	NA	NA	-	-	-	-	-	-	-	-	-
99.4.5 High inst courts_Pending cases on 31 Dec. Registry cases (2.2.1+2.2.2+2.2.3)			NA	NA	NA	NA	NA	NA	NA	-	-	-	-	-	-	-	-	-
99.4.6 High inst courts_Pending cases on 31 Dec. Non litigious land registry cases			NA	NA	NA	NA	NA	NA	NA	-	-	-	-	-	-	-	-	-
99.4.7 High inst courts_Pending cases on 31 Dec. Non-litigious business registry cases			NA	NA	NA	NA	NA	NA	NA	-	-	-	-	-	-	-	-	-
99.4.8 High inst courts_Pending cases on 31 Dec. Other registry cases			NA	NA	NA	NA	NA	NA	NA	-	-	-	-	-	-	-	-	-
99.4.9 High inst courts_Pending cases on 31 Dec. Other non-litigious cases			NA	-	NA	NA	NA	NA	NA	-	-	-	-	-	-	-	-	-
99.4.10 High inst courts_Pending cases on 31 Dec. Administrative law cases			4 033	3 552	3 392	3 465	3 548	3 400	3 292	-	-	-	-11,9%	-4,5%	2,2%	2,4%	-4,2%	-3,2%
99.4.11 High inst courts_Pending cases on 31 Dec. Other cases (e.g. insolvency registry cases)			1 908	1 585	1 618	1 195	1 113	1 231	995	-	-	-	-16,9%	2,1%	-26,1%	-6,9%	10,6%	-19,2%
99.5.1 High inst courts_Pending more than 2 years - Total of other than criminal law cases (1+2+3+4)			-	-	NA	NA	NA	NA	NA	-	-	-	-	-	-	-	-	-
99.5.2 High inst courts_Pending more than 2 years - Civil (and commercial) litigious cases			-	-	NA	NA	NA	NA	NA	-	-	-	-	-	-	-	-	-
99.5.10 High inst courts_Pending more than 2 years - Administrative law cases			-	-	NA	NA	NA	NA	NA	-	-	-	-	-	-	-	-	-

Germany (2012-2020) data tables

Question	2012	2013	2014	2015	2016	2017	2018	2019	2020	Variations for quantitative questions											
										2012-2020	2012-2013	2013-2014	2014-2015	2015-2016	2016-2017	2017-2018	2018-2019	2019-2020			
Table 3.11.1 and 3.11.2 Supreme courts, clearance rate and disposition time for other than criminal law cases (Q97)																					
Table 3.12.4 and 3.12.5 Variation of the supreme courts, clearance rate and disposition time for other than criminal law cases (Q97)																					
CR Total of other than criminal law cases			NA	NA	100,5%	103,1%	100,3%	101,3%	99,6%	-	-	-	-	-	2,66	-	2,80	1,05	-	1,69	
CR Civil (and commercial) litigious cases			97,2%	102,1%	NA	108,8%	NA	NA	NA	-	-	-	5,01	-	-	-	-	-	-	-	
CR Non litigious cases (2.1+2.2+2.3)			NA	NA	NA	NA	NA	NA	NA	-	-	-	-	-	-	-	-	-	-	-	
CR General civil (and commercial) non-litigious cases			NA	NA	NA	NA	NA	NA	NA	-	-	-	-	-	-	-	-	-	-	-	
CR Registry cases (2.2.1+2.2.2+2.2.3)			NA	NA	NA	NA	NA	NA	NA	-	-	-	-	-	-	-	-	-	-	-	
CR Non litigious land registry cases			NA	NA	NA	NA	NA	NA	NA	-	-	-	-	-	-	-	-	-	-	-	
CR Non-litigious business registry cases			NA	NA	NA	NA	NA	NA	NA	-	-	-	-	-	-	-	-	-	-	-	
CR Other registry cases			NA	NA	NA	NA	NA	NA	NA	-	-	-	-	-	-	-	-	-	-	-	
CR Other non-litigious cases			NA	-	NA	NA	NA	NA	NA	-	-	-	-	-	-	-	-	-	-	-	
CR Administrative law cases			100,1%	107,4%	106,6%	100,3%	97,7%	102,7%	106,2%	-	-	-	7,32	-	0,76	-	5,86	-	2,64	5,12	3,44
CR Other cases (e.g. insolvency registry cases)			98,5%	114,2%	92,7%	122,5%	104,7%	95,1%	112,1%	-	-	-	15,96	-	18,86	32,24	-	14,59	-	9,16	17,92
DT Total of other than criminal law cases			NA	NA	244	232	253	247	237	-	-	-	-	-	-5,0%	8,8%	-2,4%	-4,0%			
DT Civil (and commercial) litigious cases			358	349	NA	261	NA	NA	NA	-	-	-	-2,5%	-	-	-	-	-	-	-	
DT Non litigious cases (2.1+2.2+2.3)			NA	NA	NA	NA	NA	NA	NA	-	-	-	-	-	-	-	-	-	-	-	
DT General civil (and commercial) non-litigious cases			NA	NA	NA	NA	NA	NA	NA	-	-	-	-	-	-	-	-	-	-	-	
DT Registry cases (2.2.1+2.2.2+2.2.3)			NA	NA	NA	NA	NA	NA	NA	-	-	-	-	-	-	-	-	-	-	-	
DT Non litigious land registry cases			NA	NA	NA	NA	NA	NA	NA	-	-	-	-	-	-	-	-	-	-	-	
DT Non-litigious business registry cases			NA	NA	NA	NA	NA	NA	NA	-	-	-	-	-	-	-	-	-	-	-	
DT Other registry cases			NA	NA	NA	NA	NA	NA	NA	-	-	-	-	-	-	-	-	-	-	-	
DT Other non-litigious cases			NA	-	NA	NA	NA	NA	NA	-	-	-	-	-	-	-	-	-	-	-	
DT Administrative law cases			206	185	172	198	228	219	197	-	-	-	-10,1%	-7,3%	15,2%	15,3%	-4,2%	-9,8%			
DT Other cases (e.g. insolvency registry cases)			266	223	276	190	221	197	167	-	-	-	-16,3%	24,1%	-31,4%	16,6%	-11,0%	-15,1%			

Germany (2012-2020) data tables

Question	2012	2013	2014	2015	2016	2017	2018	2019	2020	Variations for quantitative questions									
										2012-2020	2012-2013	2013-2014	2014-2015	2015-2016	2016-2017	2017-2018	2018-2019	2019-2020	
Table 3.14.1 to 3.14.5 First instance criminal law cases (Q94)																			
094.1.1 Total - pending 1 Jan									NA	-	-	-	-	-	-	-	-	-	
094.1.2 Severe cases - pending 1 Jan									247 214	-	-	-	-	-	-	-	-	-	
094.1.3 Misdemeanour cases - pending 1 Jan									109 040	-	-	-	-	-	-	-	-	-	
094.1.4 Other - pending 1 Jan									NA	-	-	-	-	-	-	-	-	-	
094.2.1 Total -incoming									NA	-	-	-	-	-	-	-	-	-	
094.2.2 Severe cases - incoming									640 143	-	-	-	-	-	-	-	-	-	
094.2.3 Misdemeanour cases - incoming									390 866	-	-	-	-	-	-	-	-	-	
094.2.4 Other - incoming									NA	-	-	-	-	-	-	-	-	-	
094.3.1 Total - resolved									1 166 493	-	-	-	-	-	-	-	-	-	
094.3.2 Severe cases -resolved									628 662	-	-	-	-	-	-	-	-	-	
094.3.3 Misdemeanour cases - resolved									381 932	-	-	-	-	-	-	-	-	-	
094.3.4 Other - resolved									155 899	-	-	-	-	-	-	-	-	-	
094.4.1 Total - pending 31 Dec									NA	-	-	-	-	-	-	-	-	-	
094.4.2 Severe cases - pending 31 Dec									258 492	-	-	-	-	-	-	-	-	-	
094.4.3 Misdemeanour cases - pending 31 Dec									117 953	-	-	-	-	-	-	-	-	-	
094.4.4 Other - pending 31 Dec									NA	-	-	-	-	-	-	-	-	-	
094.5.1 Total - pending more then 2 years									NA	-	-	-	-	-	-	-	-	-	
094.5.2 Severe cases - pending more then 2 years									NA	-	-	-	-	-	-	-	-	-	
094.5.3 Misdemeanour cases - pending more then 2 years									NA	-	-	-	-	-	-	-	-	-	
094.5.4 Other - pending more then 2 years									NA	-	-	-	-	-	-	-	-	-	

Germany (2012-2020) data tables

Question	2012	2013	2014	2015	2016	2017	2018	2019	2020	Variations for quantitative questions									
										2012-2020	2012-2013	2013-2014	2014-2015	2015-2016	2016-2017	2017-2018	2018-2019	2019-2020	
Table 3.15.1 to 3.10.2 CR and DT for first instance criminal law cases (Q94)																			
CR of Total									NA	-	-	-	-	-	-	-	-	-	
CR o2 Severe cases									98,2%	-	-	-	-	-	-	-	-	-	
CR of Misdemeanour cases									97,7%	-	-	-	-	-	-	-	-	-	
CR of Other									NA	-	-	-	-	-	-	-	-	-	
DT of Total									NA	-	-	-	-	-	-	-	-	-	
DT of Severe cases									150	-	-	-	-	-	-	-	-	-	
DT of Misdemeanour cases									113	-	-	-	-	-	-	-	-	-	
DT of Other									NA	-	-	-	-	-	-	-	-	-	
Table 3.16.1 to 3.16.5 Second instance criminal law cases (Q98)																			
098.1.1 Total - pending 1 Jan									NA	-	-	-	-	-	-	-	-	-	
098.1.2 Severe cases - pending 1 Jan									20 987	-	-	-	-	-	-	-	-	-	
098.1.3 Misdemeanour cases - pending 1 Jan									1 614	-	-	-	-	-	-	-	-	-	
098.1.4 Other - pending 1 Jan									NA	-	-	-	-	-	-	-	-	-	
098.2.1 Total -incoming									NA	-	-	-	-	-	-	-	-	-	
098.2.2 Severe cases - incoming									45 005	-	-	-	-	-	-	-	-	-	
098.2.3 Misdemeanour cases - incoming									12 760	-	-	-	-	-	-	-	-	-	
098.2.4 Other - incoming									NA	-	-	-	-	-	-	-	-	-	
098.3.1 Total - resolved									58 412	-	-	-	-	-	-	-	-	-	
098.3.2 Severe cases -resolved									45 169	-	-	-	-	-	-	-	-	-	
098.3.3 Misdemeanour cases - resolved									13 118	-	-	-	-	-	-	-	-	-	
098.3.4 Other - resolved									125	-	-	-	-	-	-	-	-	-	

Germany (2012-2020) data tables

Question	2012	2013	2014	2015	2016	2017	2018	2019	2020	Variations for quantitative questions								
										2012-2020	2012-2013	2013-2014	2014-2015	2015-2016	2016-2017	2017-2018	2018-2019	2019-2020
098.4.1 Total - pending 31 Dec									NA	-	-	-	-	-	-	-	-	-
098.4.2 Severe cases - pending 31 Dec									20 807	-	-	-	-	-	-	-	-	-
098.4.3 Misdemeanour cases - pending 31 Dec									1 246	-	-	-	-	-	-	-	-	-
098.4.4 Other - pending 31 Dec									NA	-	-	-	-	-	-	-	-	-
098.5.1 Total - pending more then 2 years									NA	-	-	-	-	-	-	-	-	-
098.5.2 Severe cases - pending more then 2 years									NA	-	-	-	-	-	-	-	-	-
098.5.3 Misdemeanour cases - pending more then 2 years									NA	-	-	-	-	-	-	-	-	-
098.5.4 Other - pending more then 2 years									NA	-	-	-	-	-	-	-	-	-
Table 3.17.1 to 3.17.2 CR and DT for second instance criminal law cases (Q98)																		
CR of Total									NA	-	-	-	-	-	-	-	-	-
CR o2 Severe cases									100,4%	-	-	-	-	-	-	-	-	-
CR of Misdemeanour cases									102,8%	-	-	-	-	-	-	-	-	-
CR of Other									NA	-	-	-	-	-	-	-	-	-
DT of Total									NA	-	-	-	-	-	-	-	-	-
DT of Severe cases									168	-	-	-	-	-	-	-	-	-
DT of Misdemeanour cases									35	-	-	-	-	-	-	-	-	-
DT of Other									NA	-	-	-	-	-	-	-	-	-

Germany (2012-2020) data tables

Question	2012	2013	2014	2015	2016	2017	2018	2019	2020	Variations for quantitative questions									
										2012-2020	2012-2013	2013-2014	2014-2015	2015-2016	2016-2017	2017-2018	2018-2019	2019-2020	
Table 3.18.1 to 3.18.5 Supreme court criminal law cases (Q100)																			
100.1.1 Total - pending 1 Jan									784	-	-	-	-	-	-	-	-	-	
100.1.2 Severe cases - pending 1 Jan									NA	-	-	-	-	-	-	-	-	-	
100.1.3 Misdemeanour cases - pending 1 Jan									NA	-	-	-	-	-	-	-	-	-	
100.1.4 Other - pending 1 Jan									NA	-	-	-	-	-	-	-	-	-	
100.2.1 Total -incoming									2 984	-	-	-	-	-	-	-	-	-	
100.2.2 Severe cases - incoming									NA	-	-	-	-	-	-	-	-	-	
100.2.3 Misdemeanour cases - incoming									NA	-	-	-	-	-	-	-	-	-	
100.2.4 Other - incoming									NA	-	-	-	-	-	-	-	-	-	
100.3.1 Total - resolved									3 110	-	-	-	-	-	-	-	-	-	
100.3.2 Severe cases -resolved									NA	-	-	-	-	-	-	-	-	-	
100.3.3 Misdemeanour cases - resolved									NA	-	-	-	-	-	-	-	-	-	
100.3.4 Other - resolved									NA	-	-	-	-	-	-	-	-	-	
100.4.1 Total - pending 31 Dec									658	-	-	-	-	-	-	-	-	-	
100.4.2 Severe cases - pending 31 Dec									NA	-	-	-	-	-	-	-	-	-	
100.4.3 Misdemeanour cases - pending 31 Dec									NA	-	-	-	-	-	-	-	-	-	
100.4.4 Other - pending 31 Dec									NA	-	-	-	-	-	-	-	-	-	
100.5.1 Total - pending more then 2 years									NA	-	-	-	-	-	-	-	-	-	
100.5.2 Severe cases - pending more then 2 years									NA	-	-	-	-	-	-	-	-	-	
100.5.3 Misdemeanour cases - pending more then 2 years									NA	-	-	-	-	-	-	-	-	-	
100.5.4 Other - pending more then 2 years									NA	-	-	-	-	-	-	-	-	-	

Germany (2012-2020) data tables

Question	2012	2013	2014	2015	2016	2017	2018	2019	2020	Variations for quantitative questions									
										2012-2020	2012-2013	2013-2014	2014-2015	2015-2016	2016-2017	2017-2018	2018-2019	2019-2020	
Table 3.19.1 to 3.19.2 CR and DT for supreme court criminal law cases (Q100)																			
CR of Total									104,2%	-	-	-	-	-	-	-	-	-	
CR o2 Severe cases									NA	-	-	-	-	-	-	-	-	-	
CR of Misdemeanour cases									NA	-	-	-	-	-	-	-	-	-	
CR of Other									NA	-	-	-	-	-	-	-	-	-	
DT of Total									77	-	-	-	-	-	-	-	-	-	
DT of Severe cases									NA	-	-	-	-	-	-	-	-	-	
DT of Misdemeanour cases									NA	-	-	-	-	-	-	-	-	-	
DT of Other									NA	-	-	-	-	-	-	-	-	-	

Germany (2012-2020) data tables

Question	2012	2013	2014	2015	2016	2017	2018	2019	2020	Variations for quantitative questions								
										2012-2020	2012-2013	2013-2014	2014-2015	2015-2016	2016-2017	2017-2018	2018-2019	2019-2020
Indicator 5: Access to justice																		
Legal aid																		
Table 5.1 to Table 5.6 (Q12-2, Q16, Q18, Q19, Q20, Q20-1)																		
12-2.1.1 Coverage of court fees									False									
12-2.1.2 Exemption from court fees									True									
16.1.1 Legal aid applies to representation in court (criminal cases)	NAP	-	NAP	NAP	NAP	NAP	True	True	True									
16.1.2 Legal aid applies to legal advice (criminal cases)	Yes	-	Yes	Yes	True	True	True	True	True									
16.2.1 Legal aid applies to representation in court (other than criminal cases)	Yes	-	Yes	Yes	True	True	True	True	True									
16.2.2 Legal aid applies to legal advice (other than criminal cases)	Yes	-	Yes	Yes	True	True	True	True	True									
18.1.1 Legal aid for the enforcement of judicial decisions					True	True	True	True	True									
19.1.1 Legal aid granted for other costs - criminal cases									NAP									
19.1.2 Legal aid granted for other costs - other than criminal cases									True									
020.1.1 Total									NA									
020.1.2 Total - criminal cases									NA									
020.1.3 Total - other than criminal cases									NA									
020.2.1 Total brought to court									NA									
020.2.2 Brought to court - criminal cases									NA									
020.2.3 Brought to court - other then criminal									433 536									
020.3.1 Total not brought to court									NA									
020.3.2 Not brought to court - criminal cases									NA									
020.3.3 Not brought to court - other then criminal									NA									
020-1.1.1 Maximum duration prescribed in law/regulation									NAP									
020-1.1.2 Average duration									NA									

Germany (2012-2020) data tables

Question	2012	2013	2014	2015	2016	2017	2018	2019	2020	Variations for quantitative questions								
										2012-2020	2012-2013	2013-2014	2014-2015	2015-2016	2016-2017	2017-2018	2018-2019	2019-2020
System for compensating users																		
Table 5.7.1 and Table 5.7.2 (Q37)																		
037.1.1 Requests for compensation - Total									NA									
037.1.2 Requests for compensation - Excessive length of proceedings									NA									
037.1.3 Requests for compensation - Non-execution of court decisions									NA									
037.1.4 Requests for compensation - Wrongful arrest									NA									
037.1.5 Requests for compensation - Wrongful conviction									NA									
037.1.6 Requests for compensation - Other									NA									
037.2.1 Condemnations - Total									NA									
037.2.2 Condemnations - Excessive length of proceedings									NA									
037.2.3 Condemnations - Non-execution of court decisions									NA									
037.2.4 Condemnations - Wrongful arrest									NA									
037.2.5 Condemnations - Wrongful conviction									NA									
037.2.6 Condemnations - Other									NA									
037.3.1 Amount - Total									NA									
037.3.2 Amount - Excessive length of proceedings									NA									
037.3.3 Amount - Non-execution of court decisions									NA									
037.3.4 Amount - Wrongful arrest									NA									
037.3.5 Amount - Wrongful conviction									NA									
037.3.6 Amount - Other									NA									

Germany (2012-2020) data tables

Question	2012	2013	2014	2015	2016	2017	2018	2019	2020	Variations for quantitative questions								
										2012-2020	2012-2013	2013-2014	2014-2015	2015-2016	2016-2017	2017-2018	2018-2019	2019-2020
Indicator 6: The ICT tools of courts and for court users																		
Table 6.1 to Table 6.11 (Q62-7, Q62-7-1, Q62-8, Q62-8-1, Q63-1, Q63-1-1, Q63-2 Q63-6, Q63-7, Q63-7-1, Q64-2, Q64-4, Q64-6, Q64-3, Q64-3-1, Q64-7, Q64-7-1, Q64-9)																		
62-7 Writing assistance tools coordinated at national level							True	True	True									
62-7-1.1 Deployment rate in civil matter							100%	100%	100%									
62-7-1.2 Deployment rate in criminal matter							100%	100%	100%									
62-7-1.3 Deployment rate in administrative matter							100%	100%	100%									
62-8 Voice recording tools							True	True	True									
62-8-1.1.1 Availability of simple dictation tools in civil matter							in most of the courts	in most of the courts	in most of the courts									
62-8-1.1.2 Availability of simple dictation tools in criminal matter							in most of the courts	in most of the courts	in most of the courts									
62-8-1.1.3 Availability of simple dictation tools in administrative matter							in most of the courts	in most of the courts	in most of the courts									
62-8-1.2.1 Availability of multiple speakers recording tools in civil matter							in some courts / some pilot phases	in some courts / some pilot phases	in some courts / some pilot phases									
62-8-1.2.2 Availability of multiple speakers recording tools in criminal matter							in some courts / some pilot phases	in some courts / some pilot phases	in some courts / some pilot phases									
62-8-1.2.3 Availability of multiple speakers recording tools in administrative matter							in some courts / some pilot phases	in some courts / some pilot phases	in some courts / some pilot phases									
62-8-1.3.1 Availability of voice recognition in civil matter							Yes	Yes	Yes									
62-8-1.3.2 Availability of voice recognition in criminal matter							Yes	Yes	Yes									
62-8-1.3.3 Availability of voice recognition in administrative matter							Yes	Yes	Yes									
062-9 Availability of intranet site within the judicial system for distribution of news/novelties						-	100%	100%	100%									
63.1 Is there a case management system?							True	True	True									
63.1-1.1 CMS for civil matter (deployment rate)							100%	100%	100%									
63.1-1.1 CMS for criminal matter (deployment rate)							100%	100%	100%									
63.1-1.1 CMS for administrative matter (deployment rate)							100%	100%	100%									
63.1-1.2 CMS for civil matter (status of case online)						-	Not accessible at all	Not accessible at all	Not accessible at all									
63.1-1.2 CMS for criminal matter (status of case online)						-	Not accessible at all	Not accessible at all	Not accessible at all									
63.1-1.2 CMS for administrative matter (status of case onlinee)						-	Not accessible at all	Not accessible at all	Not accessible at all									

Germany (2012-2020) data tables

Question	2012	2013	2014	2015	2016	2017	2018	2019	2020	Variations for quantitative questions								
										2012-2020	2012-2013	2013-2014	2014-2015	2015-2016	2016-2017	2017-2018	2018-2019	2019-2020
63.1-1.3 CMS for civil matter (Centralised or interoperable database)						-	False	False	False									
63.1-1.3 CMS for criminal matter (Centralised or interoperable database)						-	False	False	False									
63.1-1.3 CMS for administrative matter (Centralised or interoperable database)						-	False	False	False									
63.1-1.4 CMS for civil matter (Early warning signals)						-	False	False	False									
63.1-1.4 CMS for criminal matter (Early warning signals)						-	False	False	False									
63.1-1.4 CMS for administrative matter (Early warning signals)						-	False	False	False									
63-1-1.5 Statistics in CMS civil matter							Not integrated but connected	Not integrated but connected	Not integrated but connected									
63-1-1.5 Statistics in CMS criminal matter							Not integrated but connected	Not integrated but connected	Not integrated but connected									
63-1-1.5 Statistics in CMS administrative matter							Not integrated but connected	Not integrated but connected	Not integrated but connected									
63-2.1 Deployment rate for computerised registries managed by courts - land registry							100%	100%	100%									
63-2.1 Deployment rate for computerised registries managed by courts - business registry							100%	100%	100%									
63-2.2 Data consolidated at national level for land registry						-	True	True	True									
63-2.2 Data consolidated at national level for business registry						-	True	True	True									
63-2.3 Service available online for land registry						-	True	True	True									
63-2.3 Service available online for business registry						-	True	True	True									
63-2.4 Statistical module integrated or connected for land registry						-	False	False	False									
63-2.4 Statistical module integrated or connected for business registry						-	False	False	False									
063-6.1.1 Budgetary and financial management of courts (deployment rate)						-	50-99%	50-99%	50-99%									
063-6.1.2 Justice expenses management (deployment rate)						-	10-49%	10-49%	10-49%									
063-6.1.3 Other financial management tools (deployment rate)						-	NA	NA	NA									
063-6.2.1 Budgetary and financial management of courts (Data consolidated at national level)						-	True	True	True									
063-6.2.2 Justice expenses management (Data consolidated at national level)						-	True	True	True									
063-6.2.3 Other financial management tools (Data consolidated at national level)						-	True	True	NA									
063-6.3.1 Budgetary and financial management of courts (System communicating with other ministries)						-	True	True	True									
063-6.3.2 Justice expenses management (System communicating with other ministries)						-	True	True	True									
063-6.3.3 Other financial management tools (System communicating with other ministries)						-	False	False	NA									

Germany (2012-2020) data tables

Question	2012	2013	2014	2015	2016	2017	2018	2019	2020	Variations for quantitative questions								
										2012-2020	2012-2013	2013-2014	2014-2015	2015-2016	2016-2017	2017-2018	2018-2019	2019-2020
63-7.1 Measurement tools to assess the workload							True	True	True									
63-7-1.1.1 Deployment rate - workload of judges							50-99%	50-99%	50-99%									
63-7-1.1.2 Deployment rate - workload of prosecutors							50-99%	50-99%	50-99%									
63-7-1.1.3 Deployment rate - workload of non-judge and non-prosecutor staff							50-99%	50-99%	50-99%									
63-7-1.2.1 Monitoring on national level - judges							False	False	False									
63-7-1.2.2 Monitoring on national level - prosecutors							True	True	True									
63-7-1.2.2 Monitoring on national level - non-judge and non-prosecutor staff							False	False	False									
63-7-1.3.1 Monitoring on court level - judges							False	False	False									
63-7-1.3.2 Monitoring on court level - prosecutors							True	True	True									
63-7-1.3.3 Monitoring on court level - non-judge and non-prosecutor staff							False	False	False									
064-2 - Possibility to submit a case to courts by electronic means							True	True	True									
064-2 - Civil and/or commercial							100%	100%	100%									
064-2 - Criminal							100%	100%	100%									
064-2 - Administrative							100%	100%	100%									
064-2 - Submission in paper remains mandatory - civil							False	False	False									
064-2 - Submission in paper remains mandatory - criminal							False	False	False									
064-2 - Submission in paper remains mandatory - administrative							False	False	False									
064-2 - Specific legislative framework - civil							True	True	False									
064-2 - Specific legislative framework - criminal							True	True	True									
064-2 - Specific legislative framework - administrative							True	True	True									
064-2 - Integrated/connected with the CMS - civil							True	True	True									
064-2 - Integrated/connected with the CMS - criminal							True	True	True									
064-2 - Integrated/connected with the CMS - administrative							True	True	True									

Germany (2012-2020) data tables

Question	2012	2013	2014	2015	2016	2017	2018	2019	2020	Variations for quantitative questions								
										2012-2020	2012-2013	2013-2014	2014-2015	2015-2016	2016-2017	2017-2018	2018-2019	2019-2020
064-3 - Is it possible to request for granting legal aid by electronic means?							True	True	True									
064-3-1.1 - Equipment rate							100%	100%	100%									
064-3-1.2 - Request in paper mandatory							False	False	False									
064-3-1.3 - Specific legislative framework							True	True	True									
064-3-1.4 - Granting LA is also electronic							True	True	True									
064-3-1.5 - Information available in CMS							True	True	True									
064-4 - Possibility to transmit summons to a judicial meeting or a hearing by electronic means							True	True	True									
064-4-1.1.1 - Summons produced by CMS- civil							True	True	True									
064-4-1.1.2 - Summons produced by CMS- criminal							True	True	True									
064-4-1.1.3 - Summons produced by CMS- administrative							True	True	True									
064-4-1.2.1 - Simultaneous summon in paper form remains mandatory- civil							False	False	False									
064-4-1.2.2 - Simultaneous summon in paper form remains mandatory- criminal							False	False	False									
064-4-1.2.3 - Simultaneous summon in paper form remains mandatory- administrative							False	False	False									
064-4-1.3.1 - Consent of the user - civil							True	True	True									
064-4-1.3.2 - Consent of the user - criminal							True	True	True									
064-4-1.3.3 - Consent of the user - administrative							True	True	True									
064-6.1.1 - Civil and/or commercial (deployment rate)							100%	100%	100%									
064-6.1.2 - Criminal (deployment rate)							100%	100%	100%									
064-6.1.3 - Administrative (deployment rate)							100%	100%	100%									

Germany (2012-2020) data tables

Question	2012	2013	2014	2015	2016	2017	2018	2019	2020	Variations for quantitative questions							
										2012-2020	2012-2013	2013-2014	2014-2015	2015-2016	2016-2017	2017-2018	2018-2019
064-6.2.1 - Civil and/or commercial (Trial phases concerned)							Submission of a case Hearing preparatory phases Scheduling Decision transmission	Submission of a case Hearing preparatory phases Scheduling Decision transmission	Submission of a case Hearing preparatory phases Scheduling Decision transmission								
064-6.2.2 - Criminal (Trial phases concerned)							Submission of a case Hearing preparatory phases Scheduling	Submission of a case Hearing preparatory phases Scheduling	Submission of a case Hearing preparatory phases Scheduling								
064-6.2.3 - Administrative (Trial phases concerned)							Submission of a case Hearing preparatory phases Scheduling	Submission of a case Hearing preparatory phases Scheduling	Submission of a case Hearing preparatory phases Scheduling								
064-6.3.1 - Civil and/or commercial (Modalities)							Specific application	Specific application	Specific application								
064-6.3.2 - Criminal (Modalities)							Specific application	Specific application	Specific application								
064-6.3.3 - Administrative (Modalities)							Specific application	Specific application	Specific application								
064-6.4.1 - Civil and/or commercial (specific legal framework)							True	True	True								
064-6.4.2 - Criminal (specific legal framework)							True	True	True								
064-6.4.3 - Administrative (specific legal framework)							True	True	True								
064-6.5.1 - Civil and/or commercial (availability for)									Lawyers & Parties not represented by lawyer								
064-6.5.2 - Criminal (availability for)									Lawyers & Parties not represented by lawyer								
064-6.5.3 - Administrative (availability for)									Lawyers & Parties not represented by lawyer								

Germany (2012-2020) data tables

Question	2012	2013	2014	2015	2016	2017	2018	2019	2020	Variations for quantitative questions								
										2012-2020	2012-2013	2013-2014	2014-2015	2015-2016	2016-2017	2017-2018	2018-2019	2019-2020
064-7.1.1 - Electronic communication of enforcement agents and courts (deployment rate)							100%	100%	100%									
064-7.1.2 - Electronic communication of notaries and courts (deployment rate)							100%	100%	100%									
064-7.1.3 - Electronic communication of experts and courts (deployment rate)							100%	100%	100%									
064-7.1.4 - Electronic communication of judicial police and courts (deployment rate)							100%	100%	100%									
064-7.2.1 - Electronic communication of enforcement agents and courts (Modalities)							Specific application	Specific application	Specific application									
064-7.2.2 - Electronic communication of notaries and courts (Modalities)							Specific application	Specific application	Specific application									
064-7.2.3 - Electronic communication of experts and courts (Modalities)							Specific application	Specific application	Specific application									
064-7.2.4 - Electronic communication of judicial police and courts (Modalities)							Specific application	Specific application	Specific application									
064-7.3.1 - Electronic communication of enforcement agents and courts (specific legal framework)							True	True	True									
064-7.3.2 - Electronic communication of notaries and courts (specific legal framework)							True	True	True									
064-7.3.3 - Electronic communication of experts and courts (specific legal framework)							True	True	True									
064-7.3.4 - Electronic communication of judicial police and courts (specific legal framework)							True	True	True									
064-9 - Existance of online processing devices of specialised litigation							True	True	True									

Germany (2012-2020) data tables

Question	2012	2013	2014	2015	2016	2017	2018	2019	2020	Variations for quantitative questions									
										2012-2020	2012-2013	2013-2014	2014-2015	2015-2016	2016-2017	2017-2018	2018-2019	2019-2020	
Indicator 7: Professionals of justice (Indicator 9 in 2019)																			
Table 7.1.1 to 7.5.6 for judges, non judge staff, prosecutors, non prosecutor staff and salaries																			
46.1.1 Total Number of professional judges	19 832	19 323	19 323	19 282	19 867	20 069	20 323	20 570	20 793	4,8%	-2,6%	0,0%	-0,2%	3,0%	1,0%	1,3%	1,2%	1,1%	
46.1.2 Number of 1st inst professional judges	14 861	14 840	14 840	14 833	15 385	15 587	15 827	16 042	16 207	9,1%	-0,1%	0,0%	0,0%	3,7%	1,3%	1,5%	1,4%	1,0%	
46.1.3 Number of 2nd inst professional judges	4 056	4 024	4 024	3 993	4 018	4 018	4 039	4 071	4 125	1,7%	-0,8%	0,0%	-0,8%	0,6%	0,0%	0,5%	0,8%	1,3%	
46.1.4 Number of Supreme court professional judges	457	459	459	456	464	464	457	457	461	0,8%	0,4%	0,0%	-0,7%	1,8%	0,0%	-1,5%	0,0%	0,9%	
46.2.1 Number of professional judges_males	NA	NA	NA	NA	NA	NA	NA	NA	NA	-	-	-	-	-	-	-	-	-	
46.2.2 Number of 1st instance professional judges_males	NA	NA	NA	NA	NA	NA	NA	NA	NA	-	-	-	-	-	-	-	-	-	
46.2.3 Number of 2nd instance professional judges_males	NA	NA	NA	NA	NA	NA	NA	NA	NA	-	-	-	-	-	-	-	-	-	
46.2.4 Number of Supreme court professional judges_males	NA	348	348	NA	328	328	310	310	304	-	-	-0,1%	-	-	0,0%	-5,5%	0,0%	-1,9%	
46.3.1 Number of professional judges_females	NA	NA	NA	NA	NA	NA	NA	NA	NA	-	-	-	-	-	-	-	-	-	
46.3.2 Number of 1st inst professional judges_females	NA	NA	NA	NA	NA	NA	NA	NA	NA	-	-	-	-	-	-	-	-	-	
46.3.3 Number of 2nd inst professional judges_females	NA	NA	NA	NA	NA	NA	NA	NA	NA	-	-	-	-	-	-	-	-	-	
46.3.4 Number of Supreme court professional judges_females	NA	111	111	NA	136	136	147	147	157	-	-	0,0%	-	-	0,0%	8,1%	0,0%	6,8%	
046-2.1.1 Number of professional judges (FTE) - Total	-	-	-	-	-	-	-	-	20 793	-	-	-	-	-	-	-	-	-	
046-2.1.2 Professional judges of first instance (FTE) - Total	-	-	-	-	-	-	-	-	16 207	-	-	-	-	-	-	-	-	-	
046-2.1.3 Professional judges of second instance (FTE) - Total	-	-	-	-	-	-	-	-	4 125	-	-	-	-	-	-	-	-	-	
046-2.1.4 Professional judges of supreme court (FTE) - Total	-	-	-	-	-	-	-	-	461	-	-	-	-	-	-	-	-	-	
046-2.2.1 Number of professional judges (FTE) - Civil and commercial	-	-	-	-	-	-	-	-	NA	-	-	-	-	-	-	-	-	-	
046-2.2.2 Professional judges of first instance (FTE) - Civil and commercial	-	-	-	-	-	-	-	-	5 511	-	-	-	-	-	-	-	-	-	
046-2.2.3 Professional judges of second instance (FTE) - Civil and commercial	-	-	-	-	-	-	-	-	1 467	-	-	-	-	-	-	-	-	-	
046-2.2.4 Professional judges of supreme court (FTE) - Civil and commercial	-	-	-	-	-	-	-	-	NA	-	-	-	-	-	-	-	-	-	
046-2.3.1 Number of professional judges (FTE) - Criminal	-	-	-	-	-	-	-	-	NA	-	-	-	-	-	-	-	-	-	
046-2.3.2 Professional judges of first instance (FTE) - Criminal	-	-	-	-	-	-	-	-	4 125	-	-	-	-	-	-	-	-	-	
046-2.3.3 Professional judges of second instance (FTE) - Criminal	-	-	-	-	-	-	-	-	564	-	-	-	-	-	-	-	-	-	
046-2.3.4 Professional judges of supreme court (FTE) - Criminal	-	-	-	-	-	-	-	-	NA	-	-	-	-	-	-	-	-	-	

Germany (2012-2020) data tables

Question	2012	2013	2014	2015	2016	2017	2018	2019	2020	Variations for quantitative questions								
										2012-2020	2012-2013	2013-2014	2014-2015	2015-2016	2016-2017	2017-2018	2018-2019	2019-2020
046-2.4.1 Number of professional judges (FTE) - Administrative	-	-	-	-	-	-	-	-	2 305	-	-	-	-	-	-	-	-	-
046-2.4.2 Professional judges of first instance (FTE) - Administrative	-	-	-	-	-	-	-	-	1 909	-	-	-	-	-	-	-	-	-
046-2.4.3 Professional judges of second instance (FTE) - Administrative	-	-	-	-	-	-	-	-	345	-	-	-	-	-	-	-	-	-
046-2.4.4 Professional judges of supreme court (FTE) - Administrative	-	-	-	-	-	-	-	-	52	-	-	-	-	-	-	-	-	-
046-2.5.1 Number of professional judges (FTE) - Other	-	-	-	-	-	-	-	-	NA	-	-	-	-	-	-	-	-	-
046-2.5.2 Professional judges of first instance (FTE) - Other	-	-	-	-	-	-	-	-	4 663	-	-	-	-	-	-	-	-	-
046-2.5.3 Professional judges of second instance (FTE) - Other	-	-	-	-	-	-	-	-	1 749	-	-	-	-	-	-	-	-	-
046-2.5.4 Professional judges of supreme court (FTE) - Other	-	-	-	-	-	-	-	-	NA	-	-	-	-	-	-	-	-	-
52.1.1 Total Number of non judge staff who are working in courts	53 649	53 302	53 302	53 292	53 181	53 178	54 072	54 434	54 107	0,9%	-0,6%	0,0%	0,0%	-0,2%	0,0%	1,7%	0,7%	-0,6%
52.1.2 Number of Non judge staff (Rechtspfleger)	8 461	8 482	8 482	8 564	8 720	8 565	8 860	8 771	8 642	2,1%	0,3%	0,0%	1,0%	1,8%	-1,8%	3,4%	-1,0%	-1,5%
52.1.3 Number of Non-judge staff assisting the judges	29 144	28 621	28 621	28 336	28 069	28 084	28 469	28 464	28 071	-3,7%	-1,8%	0,0%	-1,0%	-0,9%	0,1%	1,4%	0,0%	-1,4%
52.1.4 Number of Staff in charge of administrative tasks	7 478	7 503	7 503	7 626	6 524	6 580	6 678	6 844	6 785	-9,3%	0,3%	0,0%	1,6%	-14,5%	0,9%	1,5%	2,5%	-0,9%
52.1.5 Number of Technical staff	1 281	1 119	1 119	1 087	1 866	1 937	1 996	2 089	2 220	73,3%	-12,7%	0,0%	-2,9%	71,7%	3,8%	3,0%	4,7%	6,3%
52.1.6 Number of Other non judge staff	7 285	7 578	7 577	7 679	8 002	8 012	8 069	8 266	8 389	15,2%	4,0%	0,0%	1,3%	4,2%	0,1%	0,7%	2,4%	1,5%
52.2.1 Total Number of non judge staff who are working in courts(men)	-	-	NA	NA	NA	NA	NA	NA	NA	-	-	-	-	-	-	-	-	-
52.2.2 Number of Non judge staff (Rechtspfleger)(men)	-	-	NA	NA	NA	NA	NA	NA	NA	-	-	-	-	-	-	-	-	-
52.2.3 Number of Non-judge staff assisting the judges(men)	-	-	NA	NA	NA	NA	NA	NA	NA	-	-	-	-	-	-	-	-	-
52.2.4 Number of Staff in charge of administrative tasks(men)	-	-	NA	NA	NA	NA	NA	NA	NA	-	-	-	-	-	-	-	-	-
52.2.5 Number of Technical staff(men)	-	-	NA	NA	NA	NA	NA	NA	NA	-	-	-	-	-	-	-	-	-
52.2.6 Number of Other non judge staff(men)	-	-	NA	NA	NA	NA	NA	NA	NA	-	-	-	-	-	-	-	-	-
52.3.1 Total Number of non judge staff who are working in courts(women)	-	-	NA	NA	NA	NA	NA	NA	NA	-	-	-	-	-	-	-	-	-
52.3.2 Number of Non judge staff (Rechtspfleger)(women)	-	-	NA	NA	NA	NA	NA	NA	NA	-	-	-	-	-	-	-	-	-
52.3.3 Number of Non-judge staff assisting the judges(women)	-	-	NA	NA	NA	NA	NA	NA	NA	-	-	-	-	-	-	-	-	-
52.3.4 Number of Staff in charge of administrative tasks(women)	-	-	NA	NA	NA	NA	NA	NA	NA	-	-	-	-	-	-	-	-	-
52.3.5 Number of Technical staff(women)	-	-	NA	NA	NA	NA	NA	NA	NA	-	-	-	-	-	-	-	-	-
52.3.6 Number of Other non judge staff(women)	-	-	NA	NA	NA	NA	NA	NA	NA	-	-	-	-	-	-	-	-	-

Germany (2012-2020) data tables

Question	2012	2013	2014	2015	2016	2017	2018	2019	2020	Variations for quantitative questions								
										2012-2020	2012-2013	2013-2014	2014-2015	2015-2016	2016-2017	2017-2018	2018-2019	2019-2020
052-1.1.1 Non-judge staff (Total)									NA	-	-	-	-	-	-	-	-	-
052-1.1.2 Non-judge staff at first instance (total)									NA	-	-	-	-	-	-	-	-	-
052-1.1.3 Non-judge staff at second instance (total)									NA	-	-	-	-	-	-	-	-	-
052-1.1.4 Non-judge staff at Supreme court (total)									NA	-	-	-	-	-	-	-	-	-
052-1.2.1 Non-judge staff (Males)									NA	-	-	-	-	-	-	-	-	-
052-1.2.2 Non-judge staff at first instance (males)									NA	-	-	-	-	-	-	-	-	-
052-1.2.3 Non-judge staff at second instance (males)									NA	-	-	-	-	-	-	-	-	-
052-1.2.4 Non-judge staff at Supreme court (males)									NA	-	-	-	-	-	-	-	-	-
052-1.3.1 Non-judge staff (females)									NA	-	-	-	-	-	-	-	-	-
052-1.3.2 Non-judge staff at first instance (females)									NA	-	-	-	-	-	-	-	-	-
052-1.3.3 Non-judge staff at second instance (females)									NA	-	-	-	-	-	-	-	-	-
052-1.3.4 Non-judge staff at supreme court (females)									NA	-	-	-	-	-	-	-	-	-
055.1.1 Prosecutors (total)									6 197	-	-	-	-	-	-	-	-	-
055.1.2 Prosecutors (1st inst.)									5 562	-	-	-	-	-	-	-	-	-
055.1.3 Prosecutors (2nd inst.)									492	-	-	-	-	-	-	-	-	-
055.1.4 Prosecutors (Highest instance)									143	-	-	-	-	-	-	-	-	-
055.2.1 Prosecutors - Males -total									3 062	-	-	-	-	-	-	-	-	-
055.2.2 Prosecutors - Males, 1st inst.									2 667	-	-	-	-	-	-	-	-	-
055.2.3 Prosecutors - Males, 2nd inst.									308	-	-	-	-	-	-	-	-	-
055.2.4 Prosecutors - Males, Supreme courts									87	-	-	-	-	-	-	-	-	-
055.3.1 Prosecutors - Females, Total									3 135	-	-	-	-	-	-	-	-	-
055.3.2 Prosecutors - Females, 1st inst.									2 895	-	-	-	-	-	-	-	-	-
055.3.3 Prosecutors - Females, 2nd inst.									184	-	-	-	-	-	-	-	-	-
055.3.4 Prosecutors - Females, Supreme courts									56	-	-	-	-	-	-	-	-	-

Germany (2012-2020) data tables

Question	2012	2013	2014	2015	2016	2017	2018	2019	2020	Variations for quantitative questions								
										2012-2020	2012-2013	2013-2014	2014-2015	2015-2016	2016-2017	2017-2018	2018-2019	2019-2020
060.1.1 Number of non-prosecutor staff Total									12 204	-	-	-	-	-	-	-	-	-
060.2.1 Number of non-prosecutor staff Males									3 143	-	-	-	-	-	-	-	-	-
060.3.1 Number of non-prosecutor staff Females									9 061	-	-	-	-	-	-	-	-	-
004 Annual average salary in the country						-	-		56 580 €	-	-	-	-	-	-	-	-	-
132.1.1 Gross annual salary, in € - Professional judge at the beginning of career						-	-		52 928 €	-	-	-	-	-	-	-	-	-
132.1.2 Gross annual salary, in € - Judge of the Supreme Court						-	-		90 670 €	-	-	-	-	-	-	-	-	-
132.1.3 Gross annual salary, in € - Public prosecutor at the beginning of career						-	-		52 928 €	-	-	-	-	-	-	-	-	-
132.1.4 Gross annual salary, in € - Public prosecutor of the Supreme Court or the Highest Appellate Instance						-	-		90 670 €	-	-	-	-	-	-	-	-	-
132.2.1 Net annual salary, in € - Professional judge at the beginning of career						-	-		40 117 €	-	-	-	-	-	-	-	-	-
132.2.2 Net annual salary, in € - Judge of the Supreme Court						-	-		61 253 €	-	-	-	-	-	-	-	-	-
132.2.3 Net annual salary, in € - Public prosecutor at the beginning of career						-	-		40 117 €	-	-	-	-	-	-	-	-	-
132.2.4 Net annual salary, in € - Public prosecutor of the Supreme Court or the Highest Appellate Instance						-	-		61 253 €	-	-	-	-	-	-	-	-	-
133.1.1.1 - Additional benefits for judges - Reduced taxation						-	-		False									
133.1.2.1 - Additional benefits for judges - Special pension						-	-		True									
133.1.3.1 - Additional benefits for judges - Housing						-	-		False									
133.1.4.1 - Additional benefits for judges - Other financial benefit						-	-		True									
133.2.1.1 - Additional benefits for prosecutors - Reduced taxation						-	-		False									
133.2.2.1 - Additional benefits for prosecutors - Special pension						-	-		True									
133.2.3.1 - Additional benefits for prosecutors - Housing						-	-		False									
133.2.4.1 - Additional benefits for prosecutors - Other financial benefit						-	-		True									

Germany (2012-2020) data tables

Question	2012	2013	2014	2015	2016	2017	2018	2019	2020	Variations for quantitative questions								
										2012-2020	2012-2013	2013-2014	2014-2015	2015-2016	2016-2017	2017-2018	2018-2019	2019-2020
144.1.1 Disciplinary procedures for Judges - Total number (1+2+3+4)						-	-		NA	-	-	-	-	-	-	-	-	-
144.1.2 Disciplinary procedures for Judges - 1. Breach of professional ethics						-	-		3	-	-	-	-	-	-	-	-	-
144.1.3 Disciplinary procedures for Judges - 2. Professional inadequacy						-	-		15	-	-	-	-	-	-	-	-	-
144.1.4 Disciplinary procedures for Judges - 3. Criminal offence						-	-		11	-	-	-	-	-	-	-	-	-
144.1.5 Disciplinary procedures for Judges - 4. Other						-	-		1	-	-	-	-	-	-	-	-	-
144.2.1 Disciplinary procedures for Prosecutors - Total number (1+2+3+4)						-	-		NA	-	-	-	-	-	-	-	-	-
144.2.2 Disciplinary procedures for Prosecutors - 1. Breach of professional ethics						-	-		2	-	-	-	-	-	-	-	-	-
144.2.3 Disciplinary procedures for Prosecutors - 2. Professional inadequacy									1	-	-	-	-	-	-	-	-	-
144.2.4 Disciplinary procedures for Prosecutors - 3. Criminal offence									9	-	-	-	-	-	-	-	-	-
144.2.5 Disciplinary procedures for Prosecutors - 4. Other									0	-	-	-	-	-	-	-	-	-
145.1.1 Sanctions against Judges - Total number (total 1 to 9)									NA	-	-	-	-	-	-	-	-	-
145.1.2 Sanctions against Judges - 1. Reprimand									13	-	-	-	-	-	-	-	-	-
145.1.3 Sanctions against Judges - 2. Suspension									0	-	-	-	-	-	-	-	-	-
145.1.4 Sanctions against Judges - 3. Withdrawal from cases									0	-	-	-	-	-	-	-	-	-
145.1.5 Sanctions against Judges - 4. Fine									0	-	-	-	-	-	-	-	-	-
145.1.6 Sanctions against Judges - 5. Temporary reduction of salary									0	-	-	-	-	-	-	-	-	-
145.1.7 Sanctions against Judges - 6. Position downgrade									0	-	-	-	-	-	-	-	-	-
145.1.8 Sanctions against Judges - 7. Transfer to another geographical (court) location									1	-	-	-	-	-	-	-	-	-
145.1.9 Sanctions against Judges - 8. Resignation									0	-	-	-	-	-	-	-	-	-
145.1.10 Sanctions against Judges - 9. Other									1	-	-	-	-	-	-	-	-	-
145.1.11 Sanctions against Judges - 10. Dismissal									0	-	-	-	-	-	-	-	-	-

Germany (2012-2020) data tables

Question	2012	2013	2014	2015	2016	2017	2018	2019	2020	Variations for quantitative questions								
										2012-2020	2012-2013	2013-2014	2014-2015	2015-2016	2016-2017	2017-2018	2018-2019	2019-2020
145.2.1 Sanctions against Prosecutors - Total number (total 1 to 9)									NA	-	-	-	-	-	-	-	-	-
145.2.2 Sanctions against Prosecutors - 1. Reprimand									2	-	-	-	-	-	-	-	-	-
145.2.3 Sanctions against Prosecutors - 2. Suspension									0	-	-	-	-	-	-	-	-	-
145.2.4 Sanctions against Prosecutors - 3. Withdrawal from cases									0	-	-	-	-	-	-	-	-	-
145.2.5 Sanctions against Prosecutors - 4. Fine									0	-	-	-	-	-	-	-	-	-
145.2.6 Sanctions against Prosecutors - 5. Temporary reduction of salary									0	-	-	-	-	-	-	-	-	-
145.2.7 Sanctions against Prosecutors - 6. Position downgrade									0	-	-	-	-	-	-	-	-	-
145.2.8 Sanctions against Prosecutors - 7. Transfer to another geographical (court) location									0	-	-	-	-	-	-	-	-	-
145.2.9 Sanctions against Prosecutors - 8. Resignation									0	-	-	-	-	-	-	-	-	-
145.2.10 Sanctions against Prosecutors - 9. Other									0	-	-	-	-	-	-	-	-	-
145.2.11 Sanctions against Prosecutors - 10. Dismissal									0	-	-	-	-	-	-	-	-	-
Lawyers																		
Tables 7.6.1, 7.6.2, 7.6.3, 7.7 and 7.8																		
146.1.1 Total number of lawyers practising	160 880	162 695	163 513	163 772	164 393	164 656	165 104	165 901	165 680	3,0%	1,1%	0,5%	0,2%	0,4%	0,2%	0,3%	0,5%	-0,1%
146.2.1 Practicing lawyers - man	-	-	-	-	-	-	107 105	106 899	106 214	-	-	-	-	-	-	-	-0,2%	-0,6%
146.3.1 Practicing lawyers - woman	-	-	-	-	-	-	57 999	59 002	59 466	-	-	-	-	-	-	-	1,7%	0,8%
147 Does this figure include “legal advisors” who cannot represent their clients in court (for example, some solicitors or in-house counsellors)?			No	No	False	False	False	False	False	-	-	-	-	-	-	-	-	-

Germany (2012-2020) data tables

Question	2012	2013	2014	2015	2016	2017	2018	2019	2020	Variations for quantitative questions									
										2012-2020	2012-2013	2013-2014	2014-2015	2015-2016	2016-2017	2017-2018	2018-2019	2019-2020	
Indicator 8: The existence and use of alternative dispute resolution methods																			
Table 8.1 8.2 and 8.3																			
166 Number of accredited or registered mediators who practice judicial mediation:	NAP	NAP	NAP	NAP	NAP	NAP	NAP	NAP	NAP	-	-	-	-	-	-	-	-	-	-
167.1.1 Total number started					NAP	NAP	NA	NA	NA	-	-	-	-	-	-	-	-	-	-
167. 1.2 Civil and commercial cases - started					NAP	NAP	NA	NA	NA	-	-	-	-	-	-	-	-	-	-
167. 1.2 Family cases - started					NAP	NAP	NA	NA	NA	-	-	-	-	-	-	-	-	-	-
167.1.4 Administrative cases - started					NAP	NAP	NA	NA	NA	-	-	-	-	-	-	-	-	-	-
167.1.5 Labour cases including employment dismissal cases - started					NAP	NAP	NA	NA	NA	-	-	-	-	-	-	-	-	-	-
167.1.6. Criminal cases - started					NAP	NAP	NA	NA	NA	-	-	-	-	-	-	-	-	-	-
167.1.7 Consumer cases - started					-	-	NA	NA	NA	-	-	-	-	-	-	-	-	-	-

Key: Variation of more than (+ -) 20%