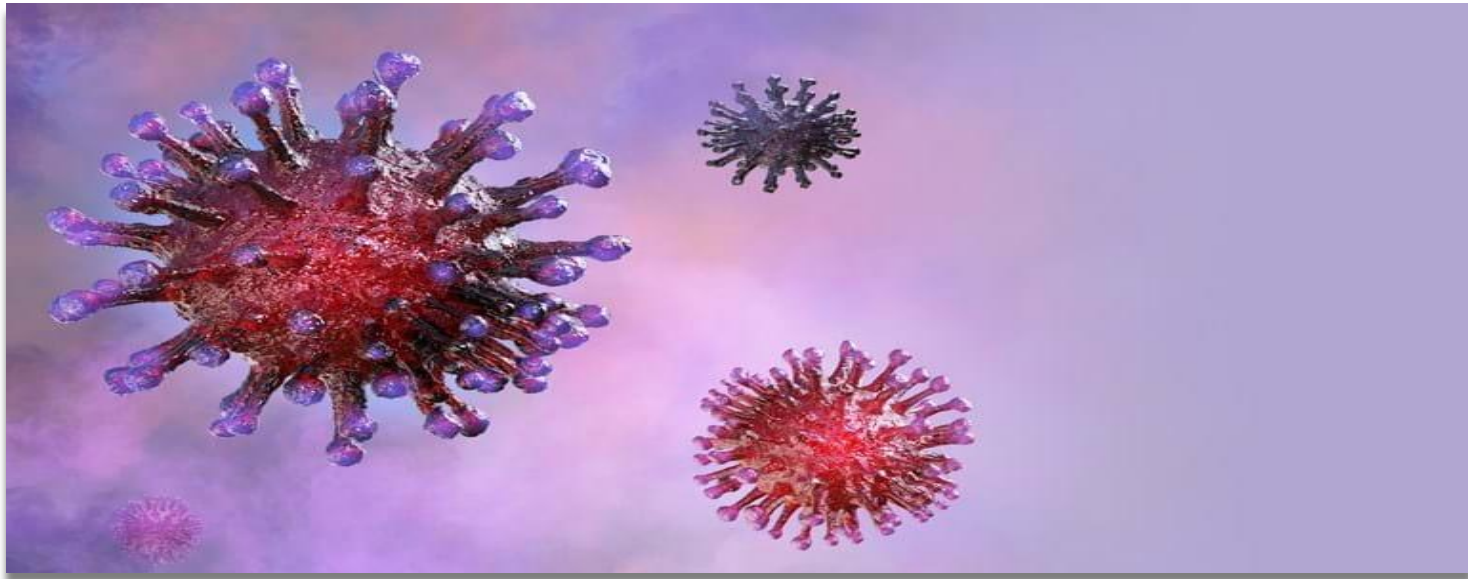


COVID-19 related data collection and their interpretation

Dutch Probation



Martine Stegink (MSC), Probation Organizations NL (3RO)

26th Council of Europe Conference of Directors of Prison and Probation Services

Portugal, 20-21 September 2021

Agenda

- Dutch Probation and SIBA department
- Impact on Dutch Probation of COVID–19
 - Operational monitoring
 - External research working remotely
- COVID–19 in the justice system

Dutch Probation

- 200 years of probation
- Three private organizations (foundations) funded by Ministry of justice, total 2.147 FTE Probation officers
- Mainly aimed at adults
- Youth probation organization exists <18 y
- Active in all stages of criminal proceedings:
 - Reports (pre-sentence/advisory/other)
 - Supervision
 - Community service
 - Internal projects
 - External projects

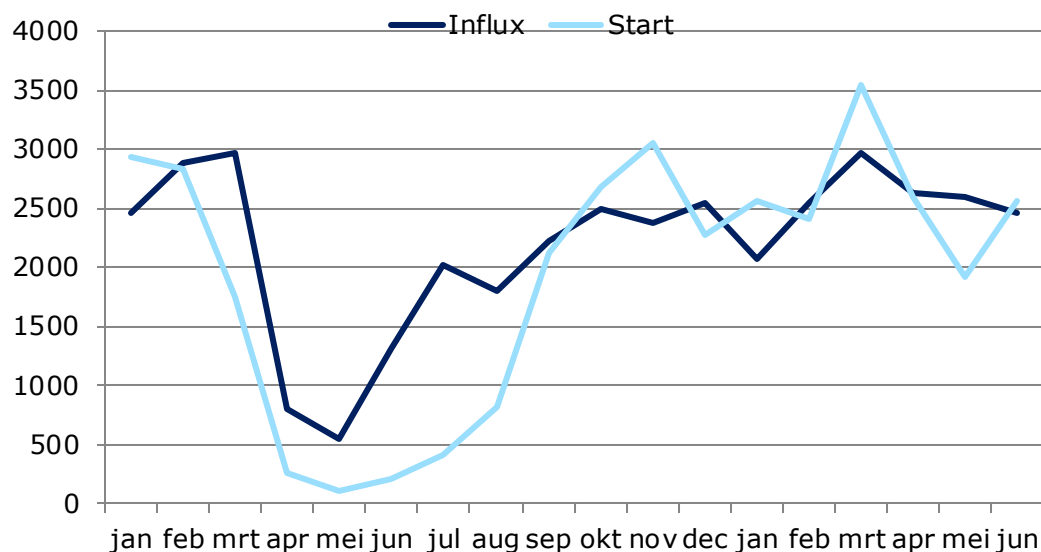
The SIBA department

Statistical information and policy analysis

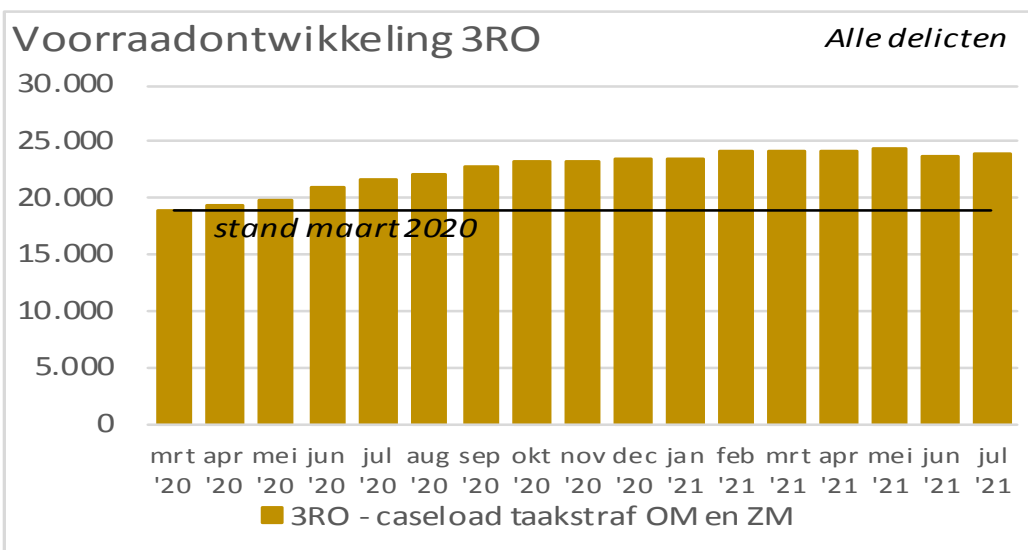
- Supporting the 3 probation organisations with 5 FTE
 - Management information
 - Biweekly COVID–19 monitor, for example
 - Policy analysis
 - Research
 - Research coordination and support

Impact of COVID on Dutch probation

Impact COVID on community service

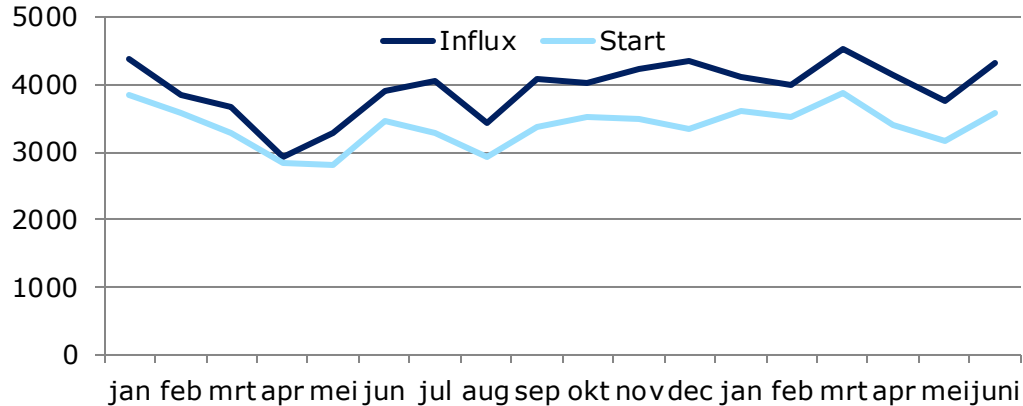


- The execution of community services completely shut down March to June 2020
- Mid-2020 restart with '1.5 meters distance on work floor'
- Since the end of June 2021, restrictions were reduced
- New external projects are being added and more and more existing external projects are opening.



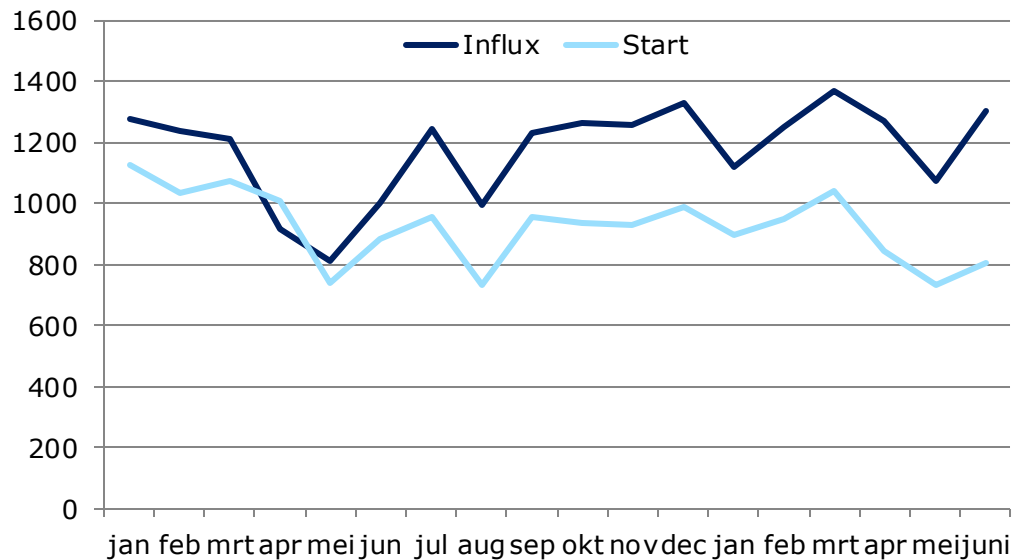
Impact COVID on advice and supervision

Advice



- Limitations because of Covid-19 not resulted in significant increase in caseload
- Advice and supervision activities are carried out in a digital way or taken into account the current general corona measures

Supervision



Impact COVID on probation professionals

CEP made a collection of articles from probation professionals describing their work experience during Covid-19

<https://www.cep-probation.org/knowledgebases/covid-19-probation-practice/>

Results of research 'working remotely'

HU University of Applied Sciences Utrecht

Research

- How do probation officers and clients experience working remotely?
- Is it possible to build and maintain an effective working alliance?
 - literature
 - opinions and experiences of probation officers and clients (surveys, focus groups and interviews)

<https://youtu.be/zpIKHwjw2NY>

Results

- Clients are
 - generally positive about remote contact
 - Sometime missing personal contact
- Probation officers:
 - More flexible (efficient, saves time and travel expenses)
 - positive once a working alliance is established
 - suitable for clients with little problems and a low risk level
 - concerned: signal increasing risks / disruption of work-life balance

COVID-19 in the justice system

Bottlenecks in the justice system

- 3 main issues identified
 - Court hearing capacity
 - Cell shortage
 - Shortage of community service projects



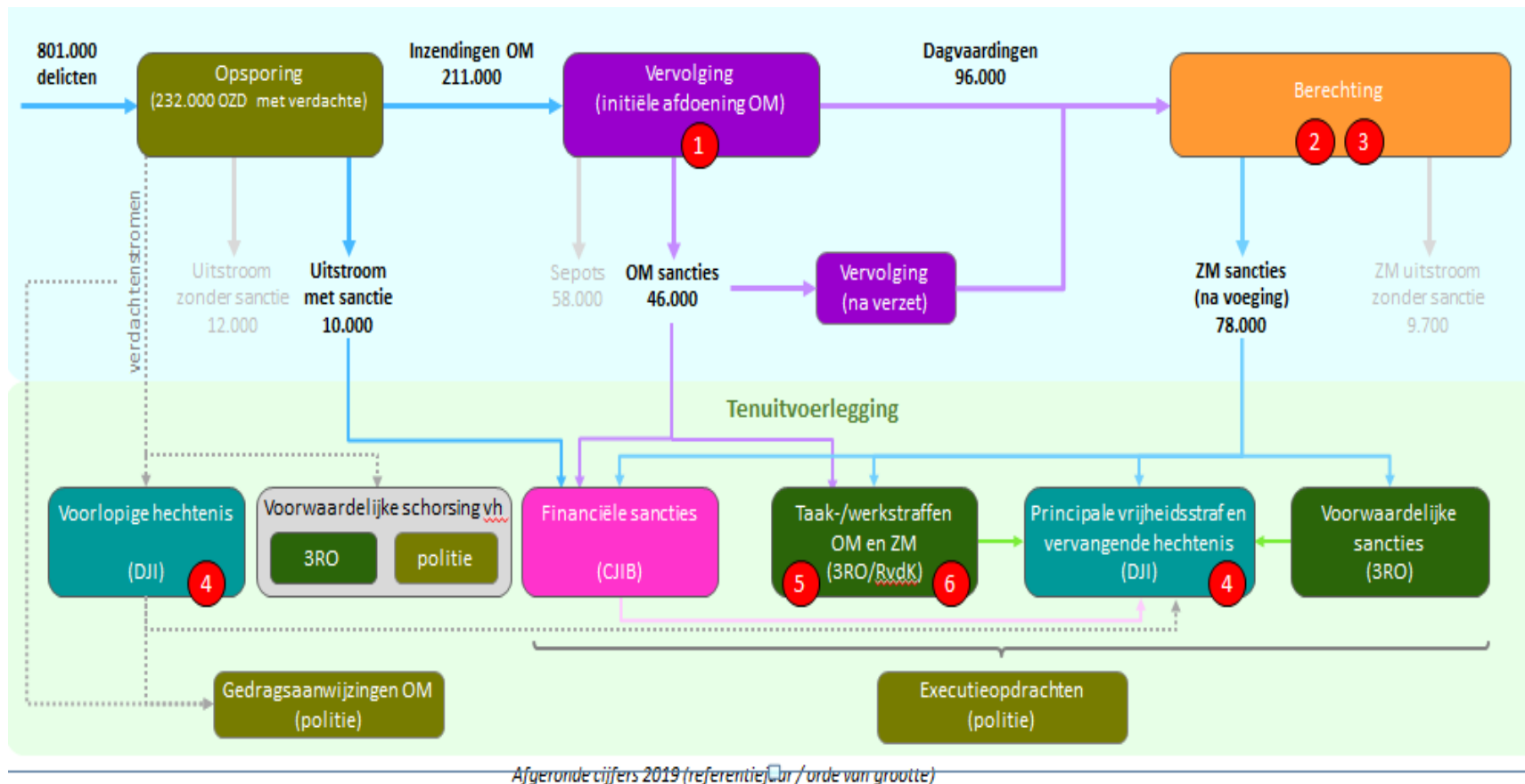
- `Chain` data team started May 2020
 - Cross organizational model needed to assess impact of possible measures
 - Data taskforce created with contributors of all stakeholders, 15 members

Possible measures by policy makers

- Court hearing capacity
 - Dealing with more cases by the Public Prosecution
 - Type and amount of judges
 - Extending opening hours of courts
- Cell shortage
 - Working corona-proof and compensating for loss of cell capacity
- Shortage of project places community service
 - Extra projects
 - Converting community service tasks into behavioral training programs

Assignment of data team: quantify impact of the measures for each actor

The justice system COVID model



Model characteristics

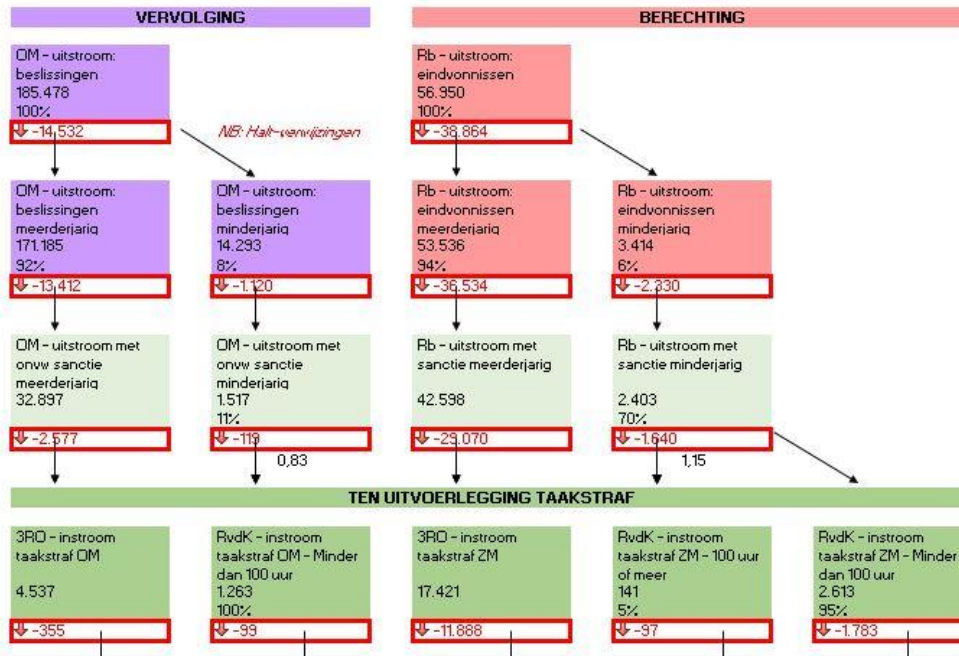
- Each step in the justice system that is impacted by COVID measures was modelled
- Handover moments between actors identified

Use of the model

VERDIEPING EXECUTIE TAAKSTRAF

2019 Misdrijven

4



Capaciteitontwikkeling 3RD		ingangsdatum	nulscenario	financiering	financiering
		1-1-2020	100%	100%	100%
<input type="checkbox"/> scenario 1 zonder financiering	ONWAAR	16-3-2020	0%	0%	0%
als vinkje uit staat, dan wordt uitgegaan van het r					
		1-6-2020	0%	0%	0%
		1-7-2020	20%	20%	20%
		1-8-2020	40%	40%	40%
		1-9-2020	70%	70%	70%
		1-11-2020	70%	75%	75%
		1-12-2020	70%	75%	75%
aantal plaatsen op jaarbasis 2019	36.536				
			17.848	18.148	18.148
			100% geleidelijk na 1-1-2021		

Capaciteitontwikkeling RvdK - zonder a:		ingangsdatum	aantal plaatsen werkstraf	aantal plaatsen leerstraf
		1-1-2020	5.408	651
		16-3-2020	0	0
		7-4-2020	0	328
stekent plaatsen werkstraf voor 2020:	3.388	14-4-2020	0	391

Input model

- Stock, flow of entries and exits of all actors
- Estimated impact of 6 measures in three scenarios for each actor
- Ratios based on historical data

Modelled impact for community service

<u>Expected shortages</u>	2020 Zero- scenario	2020 <u>Measures</u>
<u>Shortage probation (community service)</u>	4.100	9.700

Questions & Discussion

