

Judiciary at a glance in Denmark

(2021 data)

General data

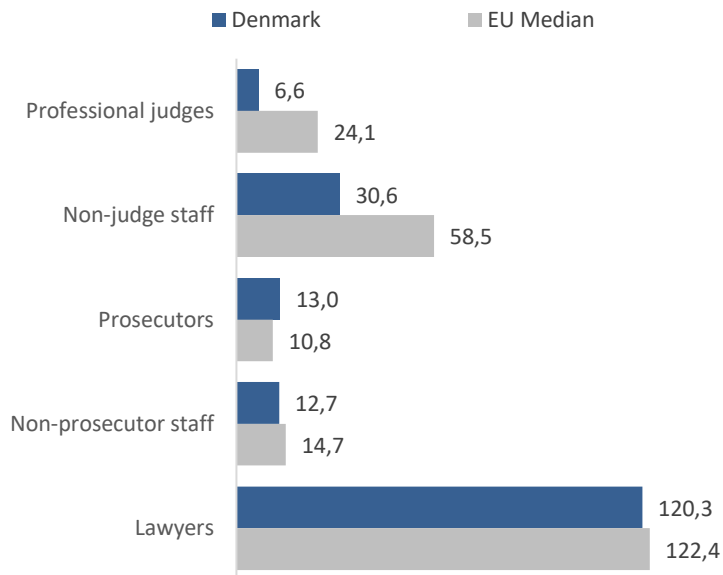
Population: 5 873 420

GDP per capita: 57 320 €

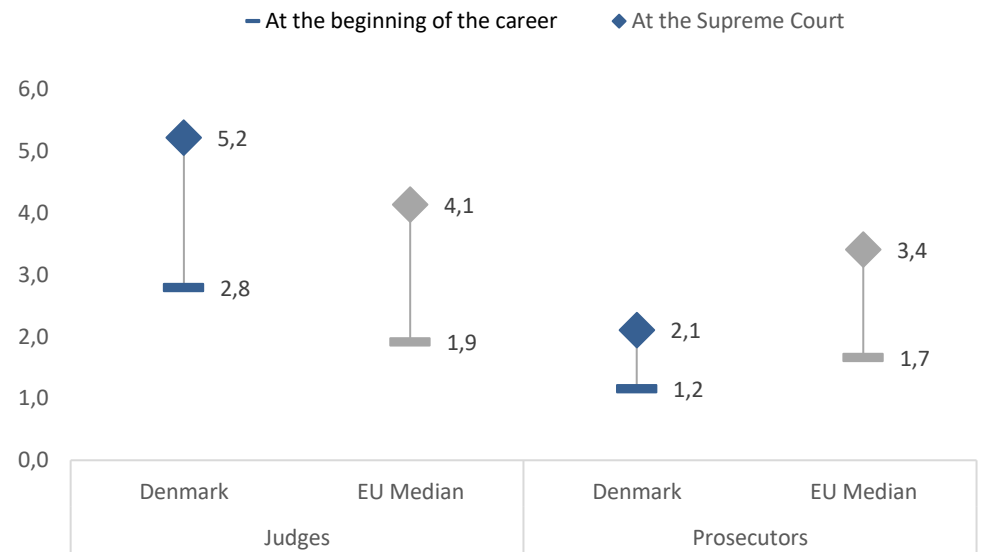
Average annual salary: 42 403 €

Professionals

Judicial professionals per 100 000 inhabitants

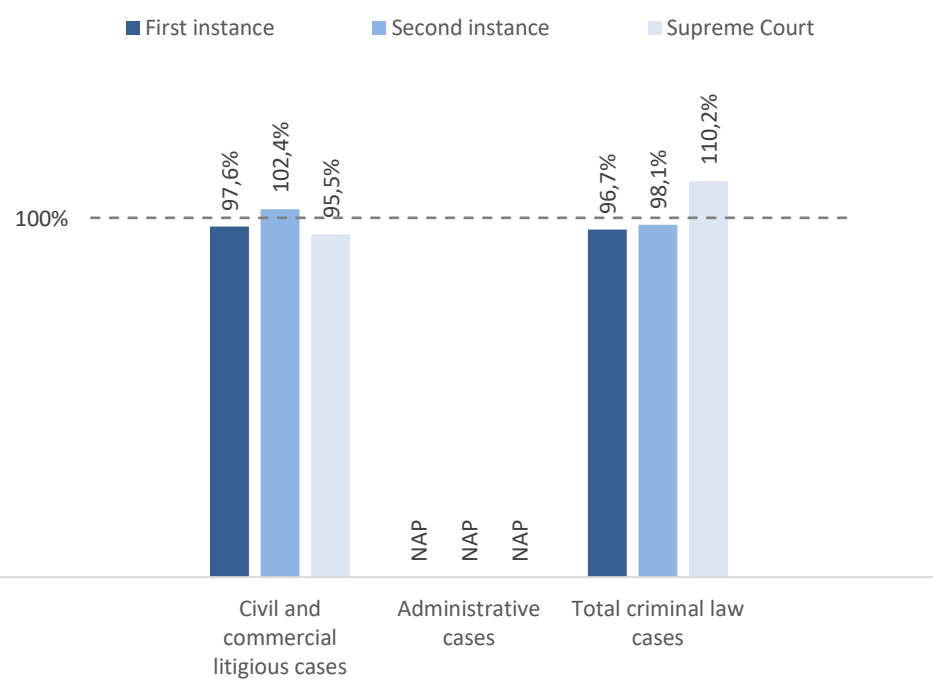


Gross salaries of judges and prosecutors vs average annual salary in 2021

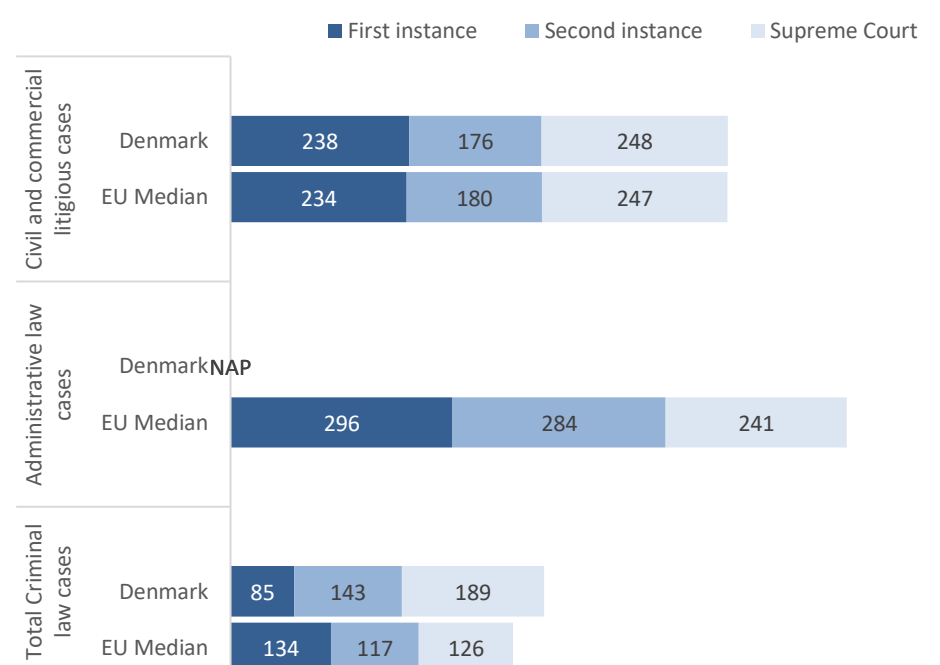


Efficiency

Clearance Rate by instance and by matter in 2021 (%)

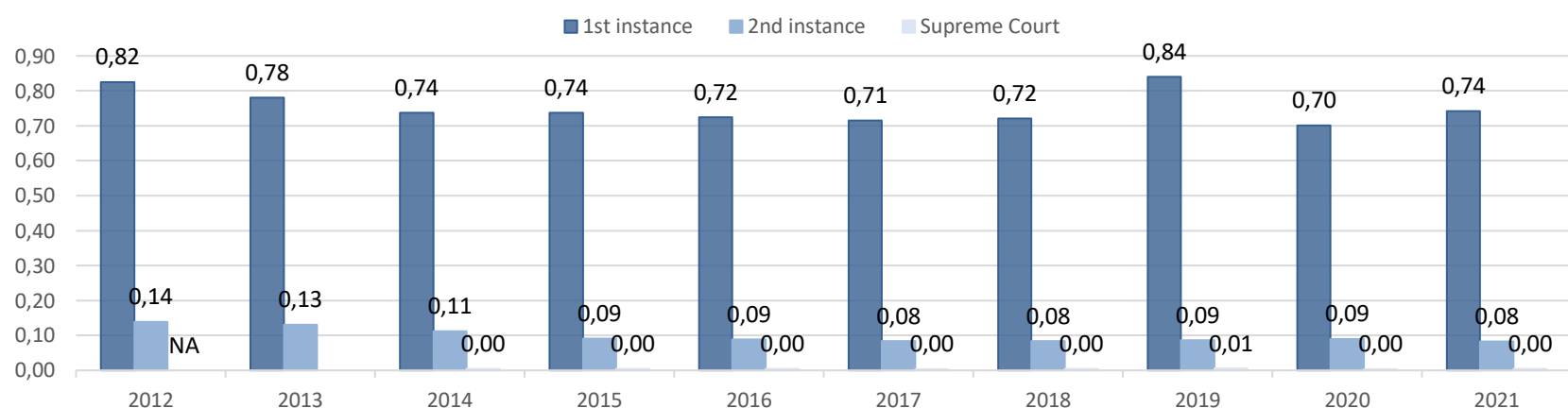


Disposition Time by instance and by matter in 2021 (days)



Incoming cases per 100 inhabitants

Incoming Civil (and commercial) litigious cases per 100 inhabitants*



* Please note that the Supreme Court cases for 2013 were not collected.

Synthesis table for the main indicators for: Denmark

Economic and demographic data	2012	2013	2014	2015	2016	2017	2018	2019	2020	2021	Trend 2012-2021	Variations			
												2012-2021	2020-2021		
Population	5 602 628	5 623 501	5 659 715	5 707 251	5 748 769	5 781 190	5 806 081	5 822 763	5 840 045	5 873 420	<div><div></div></div>	<div><div></div></div>	4,8%	<div><div></div></div>	0,6%
GDP per capita	43 738	45 171	45 744	46 836	48 474	50 100	51 280	53 189	53 470	57 320	<div><div></div></div>	<div><div></div></div>	31,1%	<div><div></div></div>	7,2%
Exchange rate (local currency needed to obtain 1€)	7,46	7,46	7,44	7,46	7,43	7,34	7,47	7,47	7,44	7,44	<div><div></div></div>	<div><div></div></div>	-0,3%	<div><div></div></div>	0,0%
Average annual salary in €	51 774		40 140		41 974		38 035	38 891	40 872	42 403	<div><div></div></div>	<div><div></div></div>	-18,1%	<div><div></div></div>	3,7%
Resources	2012	2013	2014	2015	2016	2017	2018	2019	2020	2021	Trends 2012-2021	2012-2021	2020-2021		
Professional judges per 100 000 inhab.	6,6	6,3	6,7	6,6	6,5	6,5	6,5	6,4	6,6	6,6	<div><div></div></div>	<div><div></div></div>	-0,5%	<div><div></div></div>	-0,6%
Non-judge staff per 100 000 inhab.	32,5	31,1	31,0	26,8	28,6	28,3	28,5	30,5	31,1	30,6	<div><div></div></div>	<div><div></div></div>	-5,9%	<div><div></div></div>	-1,5%
Public prosecutors per 100 000 inhabitants									NA	13,0	<div><div></div></div>				NA
Non-prosecutors staff per 100 000 inhab.									28,6	12,7	<div><div></div></div>				-55,5%
Lawyers per 100 000 inh.	107,5	107,6	108,4	109,2	108,5	111,6	113,0	117,5	117,6	120,3	<div><div></div></div>	<div><div></div></div>	11,9%	<div><div></div></div>	2,2%
Mediators	2,3	2,2	2,7	2,6	2,5	2,3	2,5	2,4	2,4	2,4	<div><div></div></div>	<div><div></div></div>	7,4%	<div><div></div></div>	-0,6%
First instance incoming cases per 100 inhab.	2012	2013	2014	2015	2016	2017	2018	2019	2020	2021	Trends 2012-2021	2012-2021	2020-2021		
Civil and commercial litigious cases	0,825	0,780	0,737	0,737	0,724	0,715	0,721	0,840	0,701	0,742	<div><div></div></div>	<div><div></div></div>	-10,0%	<div><div></div></div>	5,9%
Administrative law cases	NAP	NAP	NAP	NAP	NAP	NAP	NAP	NA	NAP	NAP			NAP		NAP
Total criminal law cases									2,789	2,373	<div><div></div></div>				-14,9%
First instance performance indicators (Clearance Rate)	2012	2013	2014	2015	2016	2017	2018	2019	2020	2021	Trends 2012-2021	2012-2021 (percentage points)	2020-2021 (percentage points)		
CR civil and commercial litigious cases	109%	107%	102%	102%	101%	102%	95%	92%	111%	98%	<div><div></div></div>	<div><div></div></div>	-11,36	<div><div></div></div>	-13,45
CR administrative law cases	NAP	NAP	NAP	NAP	NAP	NAP	NAP	NA	NAP	NAP			NAP		NAP
CR total criminal law cases									95%	97%	<div><div></div></div>				1,53
First instance performance indicators (Disposition Time)	2012	2013	2014	2015	2016	2017	2018	2019	2020	2021	Trends 2012-2021	2012-2021	2020-2021		
DT civil and commercial litigious cases (days)	165	164	177	174	176	172	207	222	190	238	<div><div></div></div>	<div><div></div></div>	43,8%	<div><div></div></div>	25,1%
DT administrative law cases (days)	NAP	NAP	NAP	NAP	NAP	NAP	NAP	NA	NAP	NAP			NAP		NAP
DT total criminal law cases (days)									64	85	<div><div></div></div>				33,6%
First instance pending cases per 100 inhab. on 31 dec.	2012	2013	2014	2015	2016	2017	2018	2019	2020	2021	Trends 2012-2021	2012-2021	2020-2021		
Civil and commercial litigious cases	0,41	0,38	0,37	0,36	0,35	0,34	0,39	0,47	0,40	0,47	<div><div></div></div>	<div><div></div></div>	15,8%	<div><div></div></div>	16,4%
Administrative law cases	NAP	NAP	NAP	NAP	NAP	NAP	NAP	NA	NAP	NAP			NAP		NAP
Total criminal law cases									0,46	0,53	<div><div></div></div>				15,5%
Second instance performance indicators (Clearance Rate)	2012	2013	2014	2015	2016	2017	2018	2019	2020	2021	Trends 2012-2021	2012-2021 (percentage points)	2020-2021 (percentage points)		
CR civil and commercial litigious cases			104%	109%	109%	105%	96%	94%	98%	102%	<div><div></div></div>				4,17
CR administrative law cases			NAP	NAP	NAP	NAP	NAP	NAP	NAP	NAP					NAP
CR total criminal law cases									98%	98%	<div><div></div></div>				0,44
Second instance performance indicators (Disposition Time)	2012	2013	2014	2015	2016	2017	2018	2019	2020	2021	Trends 2012-2021	2012-2021	2020-2021		
DT civil and commercial litigious cases (days)			170	166	141	136	168	193	180	176	<div><div></div></div>				-2,5%
DT administrative law cases (days)			NAP	NAP	NAP	NAP	NAP	NAP	NAP	NAP					NAP
DT total criminal law cases (days)									141	143	<div><div></div></div>				1,6%
Supreme court performance indicators (Clearance Rate)	2012	2013	2014	2015	2016	2017	2018	2019	2020	2021	Trends 2012-2021	2012-2021 (percentage points)	2020-2021 (percentage points)		
CR civil and commercial litigious cases			132%	120%	93%	110%	92%	90%	105%	95%	<div><div></div></div>				-9,62
CR administrative law cases			NAP	NAP	NAP	NAP	NAP	NAP	NAP	NAP					NAP
CR total criminal law cases									103%	110%	<div><div></div></div>				6,87
Supreme court performance indicators (Disposition Time)	2012	2013	2014	2015	2016	2017	2018	2019	2020	2021	Trends 2012-2021	2012-2021	2020-2021		
DT civil and commercial litigious cases (days)			187	151	207	170	187	219	257	248	<div><div></div></div>				-3,6%
DT administrative law cases (days)			NAP	NAP	NAP	NAP	NAP	NAP	NAP	NAP					NAP
DT total criminal law cases (days)									194	189	<div><div></div></div>				-2,6%

1. Judicial organisation in Denmark (2021 data)

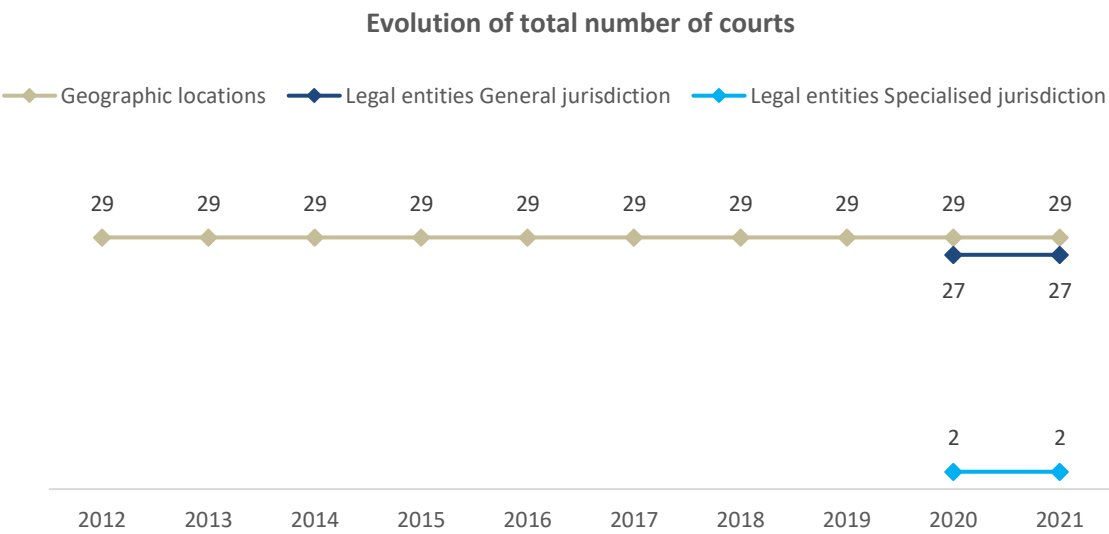
According to 2021 data, the Danish court system is composed of 29 legal entities among which 27 are of general jurisdiction, while two have specialised competence. More precisely, the 27 courts of general jurisdiction encompass 24 District courts intervening at first instance, two High courts dealing with appeals and the Supreme Court.

The Land Registration court and the Maritime and Commercial Court are considered as first instance specialized courts.

In terms of geographic locations, there are 26 courts of first instance and 29 courts in total.

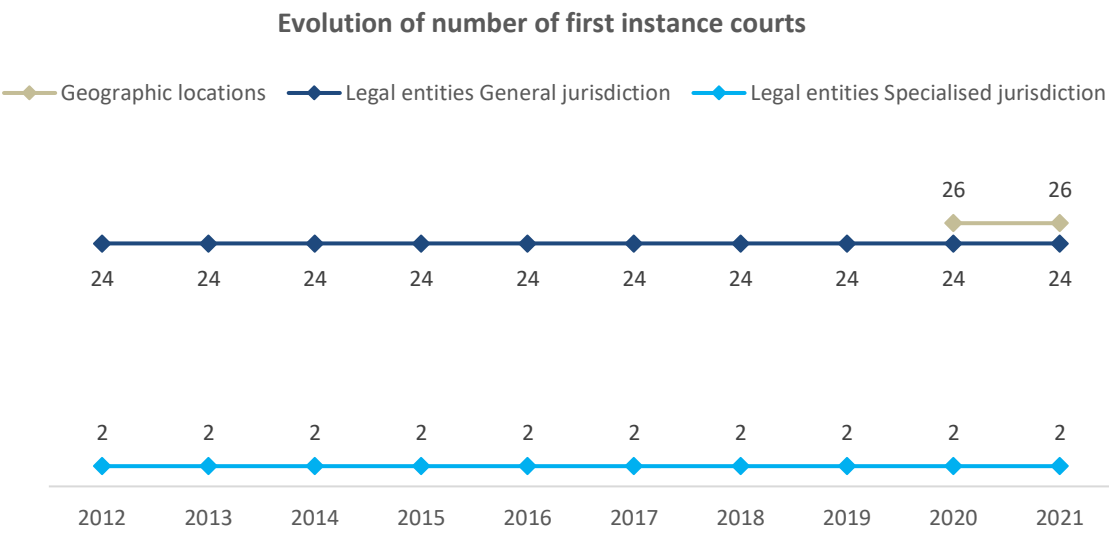
Evolution of total number of courts

Total number of courts	Geographic locations	Legal entities	
		General jurisdiction	Specialised jurisdiction
2012	29		
2013	29		
2014	29		
2015	29		
2016	29		
2017	29		
2018	29		
2019	29		
2020	29	27	2
2021	29	27	2



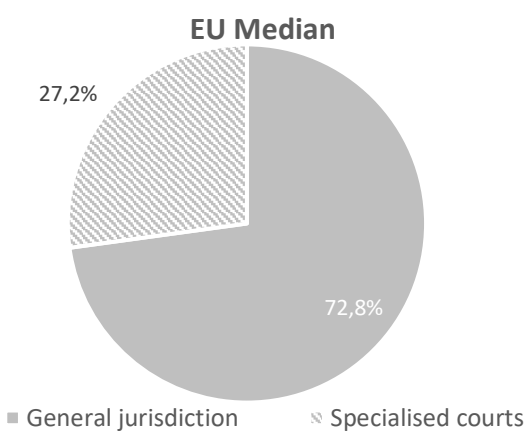
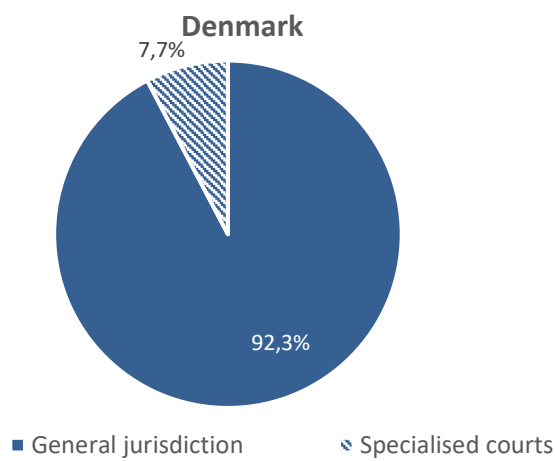
Evolution of number of first instance courts

First instance courts	Geographic locations	Legal entities	
		General jurisdiction	Specialised jurisdiction
2012		24	2
2013		24	2
2014		24	2
2015		24	2
2016		24	2
2017		24	2
2018		24	2
2019		24	2
2020	26	24	2
2021	26	24	2



The data on number of courts are stable over the years.

Distribution of first instance general jurisdiction and specialised courts



The distribution between first instance general jurisdiction courts and first instance specialised courts is 92,3% - 7,7%, which differs from the distribution tendency in EU: 72,8% - 27,2%.

Specialised Courts

Specialised courts	First instance	Higher instance
Total	2	NAP
Commercial courts (excluded insolvency courts)	1	NAP
Insolvency courts	1	NAP
Labour courts	NAP	NAP
Family courts	NAP	NAP
Rent and tenancies courts	NAP	NAP
Enforcement of criminal sanctions courts	NAP	NAP
Fight against terrorism, organised crime and corruption	NAP	NAP
Internet related disputes	NAP	NAP
Administrative courts	NAP	NAP
Insurance and / or social welfare courts	NAP	NAP
Military courts	NAP	NAP
Juvenile courts	NAP	NAP
Other specialised courts	1	NAP

In Denmark, there are only two specialised courts as legal entities which act at first instance. On the one hand, the Maritime and Commercial Court deals with commercial but also, to a greater extent, but not exclusively, with insolvency cases (bankruptcies etc.). On the other hand, the Land Registration Court has been established in 2009.

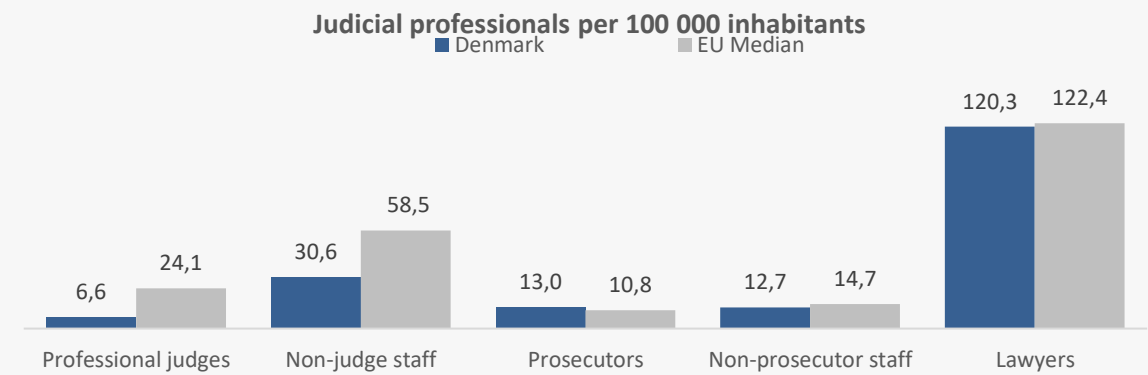
Juvenile courts do not exist as such. Cases concerning juveniles are within the competence of the District courts where a Juvenile Board ensures special care. It is noteworthy that Family courts are not separate legal entities, but sections of District courts. There is one military court but it is not part of the Danish Courts Administration.

2. Professionals of justice in Denmark (2021 data)

Judicial professionals (summary)

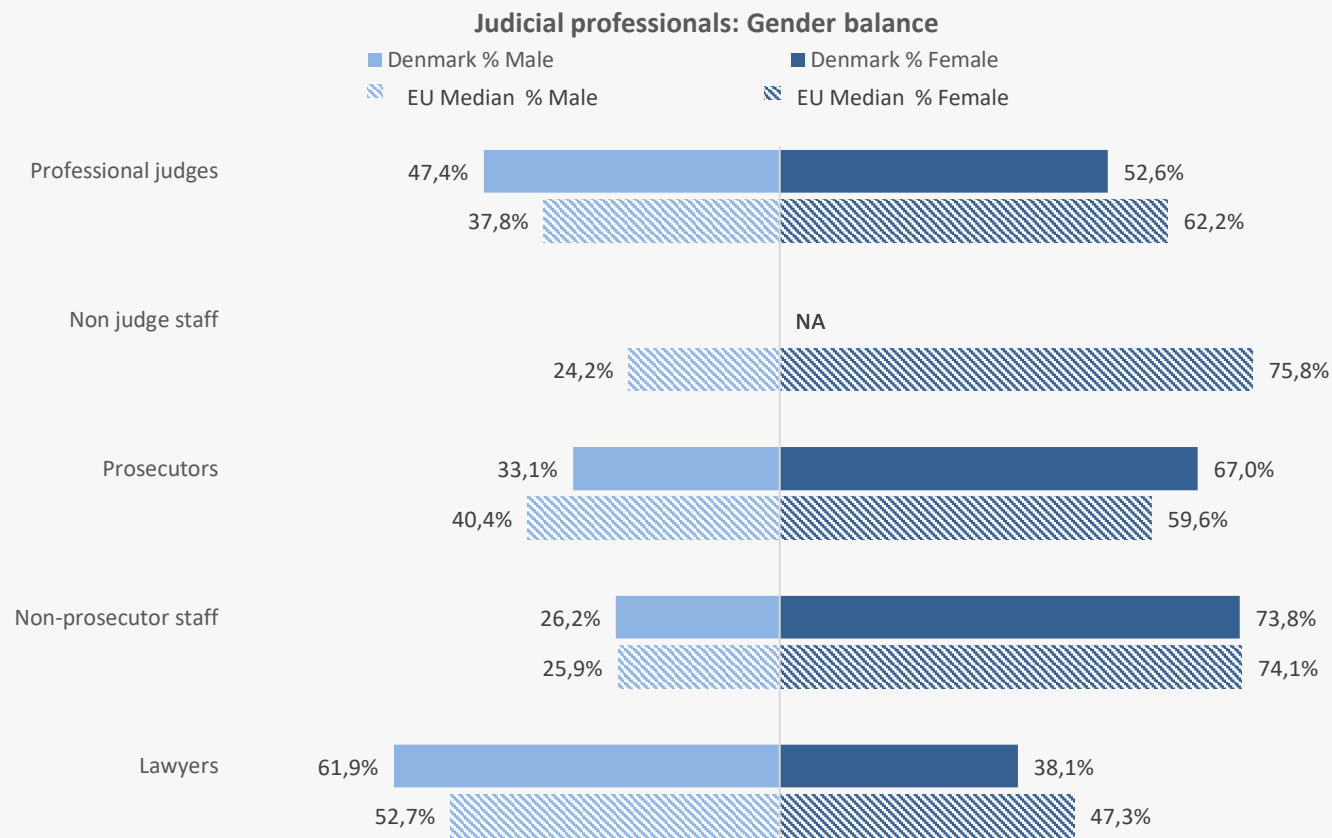
Judicial professionals in absolute number and per 100 000 inhabitants

	Absolute number	Per 100 000 inhabitants	EU Median
Professional judges	388	6,6	24,1
Non-judge staff	1 799	30,6	58,5
Prosecutors	764	13,0	10,8
Non-prosecutor staff	747	12,7	14,7
Lawyers	7 063	120,3	122,4



Judicial professionals: Gender balance

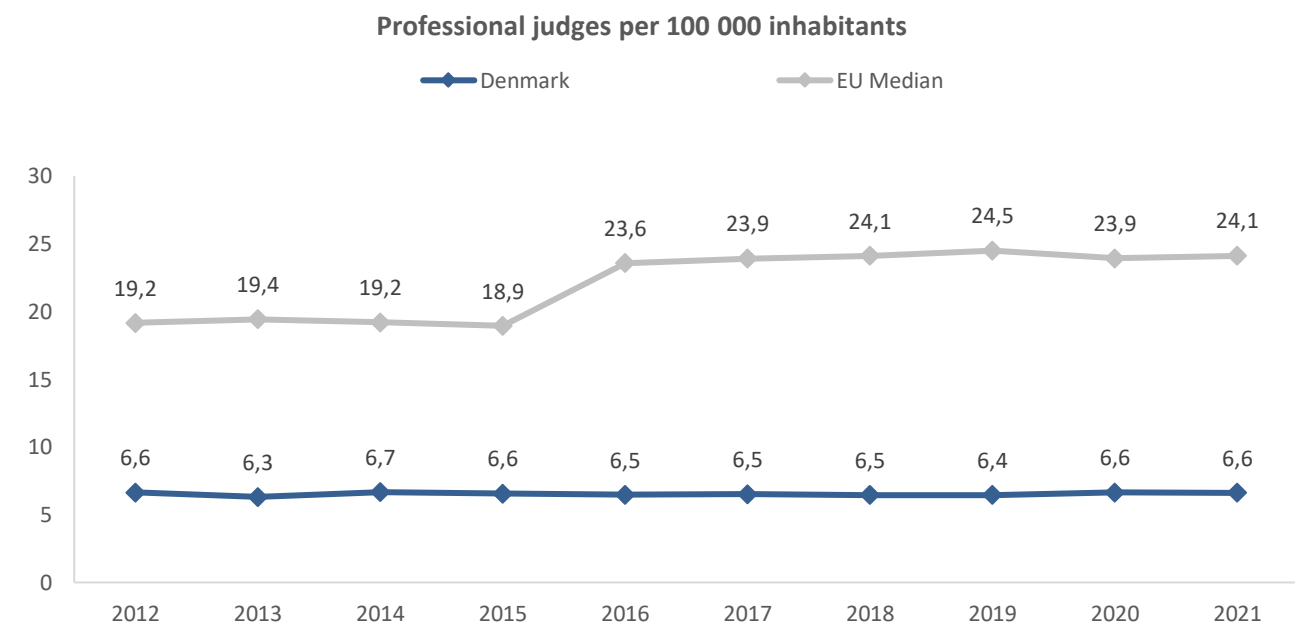
	% Male	% Female
Professional judges	47,4%	52,6%
Non judge staff	NA	NA
Prosecutors	33,1%	67,0%
Non-prosecutor staff	26,2%	73,8%
Lawyers	61,9%	38,1%



Professional judges

Evolution of the number of professional judges since 2012 (Q46)

Number of professional judges	Absolute Number	Per 100 000 inhabitants	
	Denmark	Denmark	EU Median
2012	372	6,6	19,2
2013	355	6,3	19,4
2014	377	6,7	19,2
2015	374	6,6	18,9
2016	372	6,5	23,6
2017	377	6,5	23,9
2018	375	6,5	24,1
2019	375	6,4	24,5
2020	388	6,6	23,9
2021	388	6,6	24,1

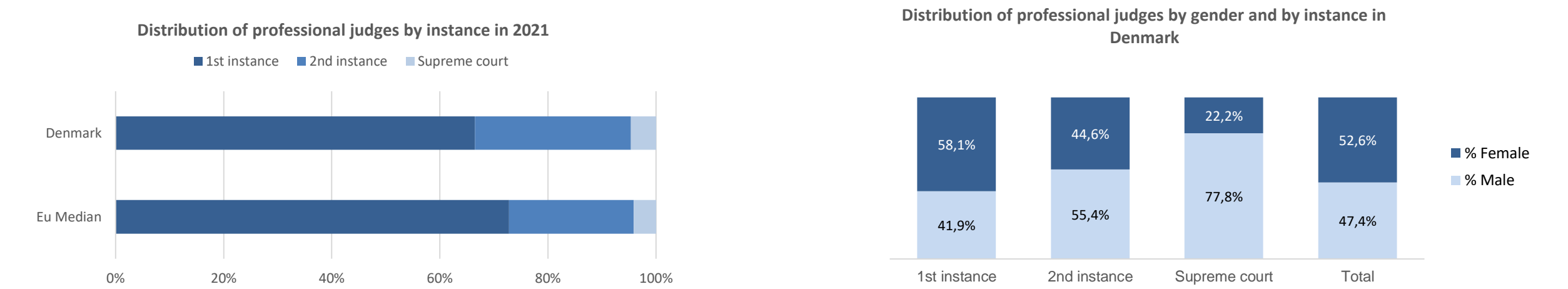


According to 2021 data, the total number of professional judges sitting in courts (all instances) in Denmark is 388, which was also the case in 2020. More precisely, in Denmark, there are 6,61 professional judges per 100 000 inhabitants (this figure is well below the EU median of 24,11 judges per 100 000 inhabitants) and about 4,64 non-judge staff per judge.

There is no significant difference compared with previous cycle when this ratio was at 4,68 non-judge staff per judge.

Absolute number of professional judges by instance and gender

Professional judges 2021	Total	Distribution by instance	Male	Female	% Male	% Female
1st instance	258	66,5%	108	150	41,9%	58,1%
2nd instance	112	28,9%	62	50	55,4%	44,6%
Supreme court	18	4,6%	14	4	77,8%	22,2%
Total	388		184	204	47,4%	52,6%



In this cycle, the total number of female professional judges (all instances) is 204, which represents 52,6% of the total number of judges.

The total number of judges is distributed among the different judicial instances in the following way: 258 are sitting in first instance courts (of which 150 are Female); 112 are sitting in second instance courts (of which 50 are Female) and 18 are sitting in Supreme Court (of which 4 are Female).

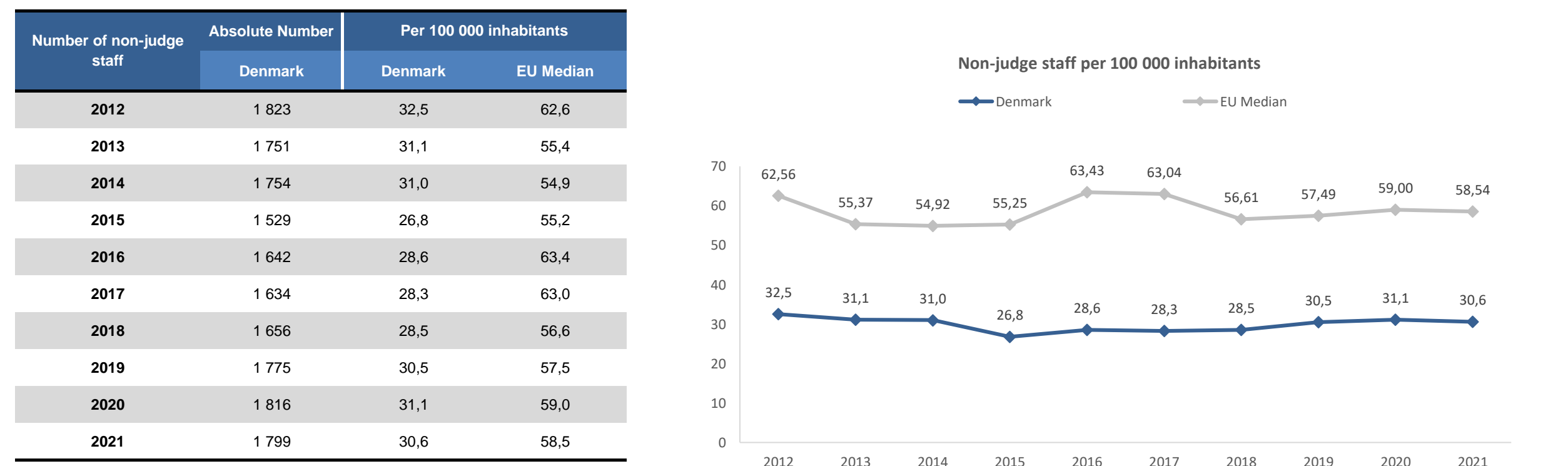
Compared with the EU distribution of professional judges per instance, a similar trend is observed in Denmark. However, the predominance of first instance judges is less pronounced, while second and third instance judges are more numerous.

As regards the distribution Male/Female, it has to be specified that the number of female judges is higher than the number of male judges only at first instance.

Professional judges 2021	Total	Civil and commercial	Criminal	Administrative	Other
1st instance	258	NA	NA	NA	NA
2nd instance	112	NA	NA	NA	NA
Supreme court	18	NA	NA	NA	NA
Total	388	NA	NA	NA	NA

In Denmark, the distribution of judges by categories of cases is not possible as all judges deal with all case types.

Non-judge staff



In 2021, Denmark has 1 799 non-judge staff (gender breakdown is not possible). The total number of non-judge staff in comparison with the previous cycle reveals a decrease of -0,9%.

In 2021, the number of non-judge staff per 100 000 inhabitants has decreased (from 31,1 in 2020 to 30,6 in 2021).

During the same period, the number of judges per 100 000 inhabitants remained stable: 6,6.

Number of non-judge staff by category in 2021	Absolute number	in %
Total	1 799	
Rechtspfleger	338	18,8%
Non-judge staff assisting the judge	10	0,6%
Staff in charge of administrative tasks	1 353	75,2%
Technical staff	89	4,9%
Other	9	0,5%

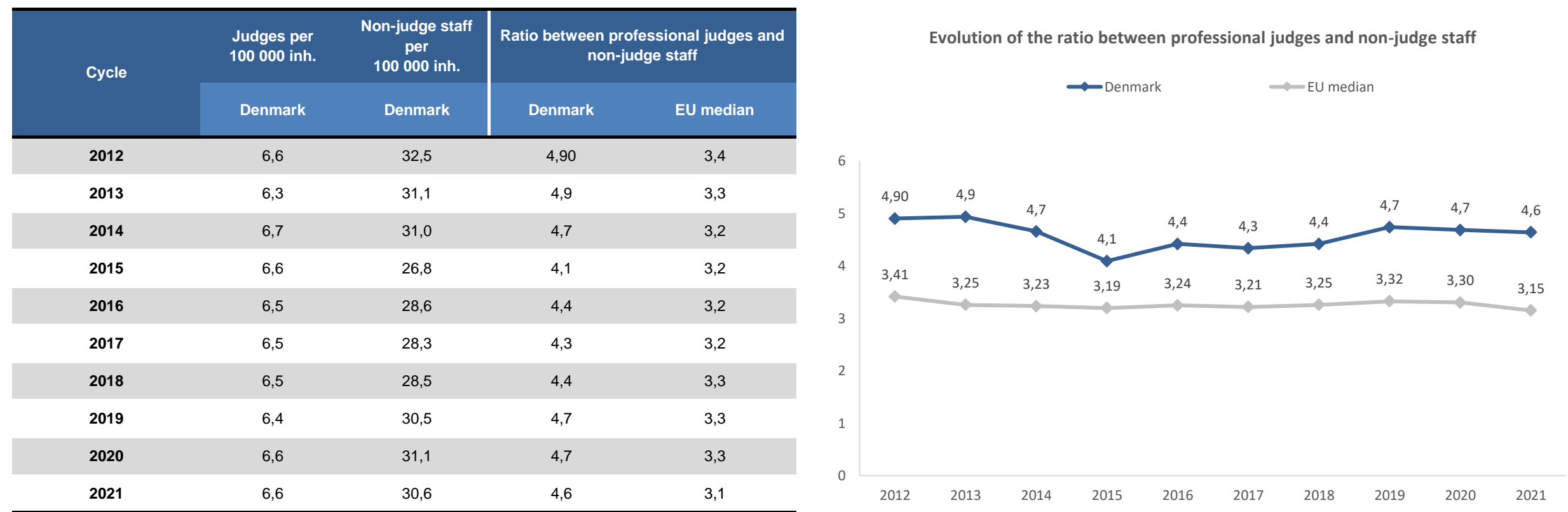
In this cycle, the non-judge staff is broken down as follows:

- 338 Rechtspfleger (or similar bodies) with judicial or quasi-judicial tasks having autonomous competence and whose decisions could be subject to appeal (gender breakdown is not possible);
- 10 non-judge staff whose task is to assist the judges such as registrars (gender breakdown is not possible);
- 1 353 staff in charge of different administrative tasks and of the court management (gender breakdown is not possible);
- 89 technical staff (gender breakdown is not possible);
- 9 other (gender breakdown is not possible);

Ratio between professional judges and non-judge staff

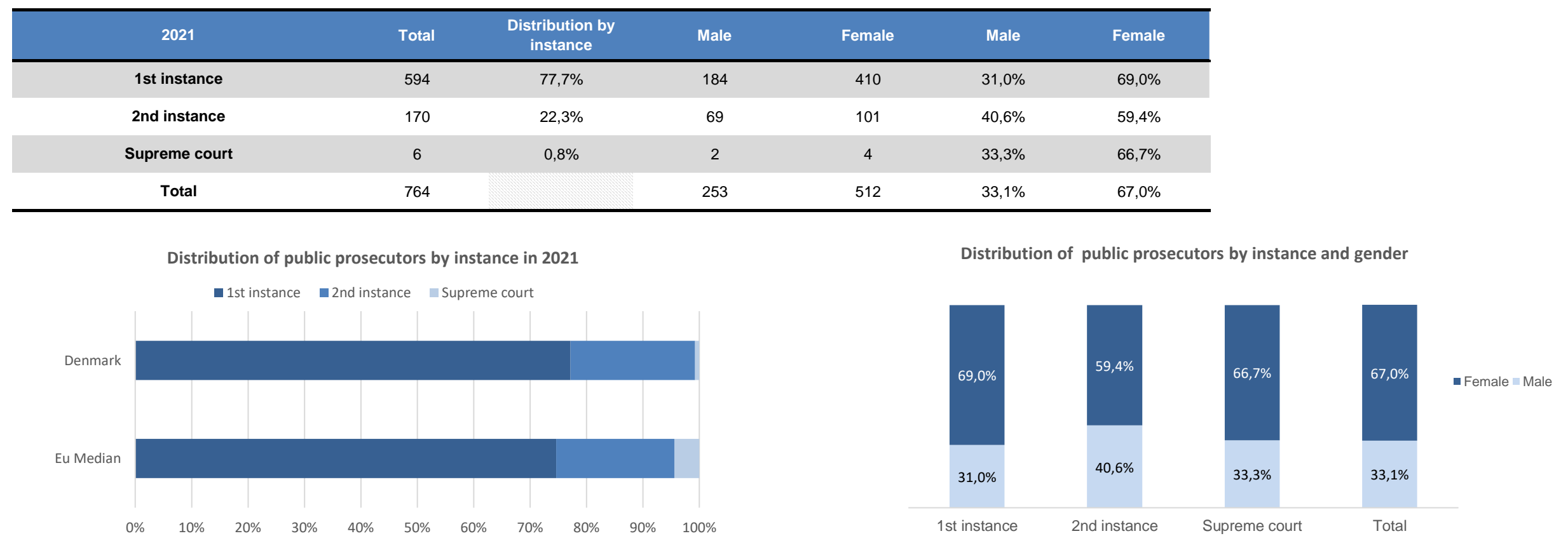


Evolution of the ratio between professional judges and non-judge staff



Public prosecutors

Absolute number of public prosecutors by instance and gender



In this cycle, the total number of female prosecutors (all instances) is 512, which represents 67,0% of the total number of prosecutors.

The total number of prosecutors is distributed among the different judicial instances in the following way: 594 in first instance (of which 410 are Female); 170 are in second instance (of which 101 are Female) and 6 in final instance (of which 4 are Female).

As regards the methodology of presentation of data in respect of the number of public prosecutors, it should be noticed that the number is the actual number of employees in full-time equivalent as of December 2021. Full-time equivalents are allocated on the 1st of the month, and it is therefore not possible to draw a precise number for 31 December. The number is therefore drawn for 1 December 2021 and scaled up to a full year. The actual numbers of full-time equivalents are calculated as digital numbers. This is why the total number of prosecutors does not add up when compared to the number of males and females.

As regards the distribution of the number of prosecutors among the different judicial instances, Denmark presents some peculiarities which should be mentioned. Namely, public prosecutors are the Director of Public Prosecutions, the state prosecutors, the police directors as well as the persons who are assumed to assist them in the judicial processing of criminal cases. Organizationally, the Prosecution Service consists of the Director of Public Prosecutions and state prosecutor's offices (central prosecution service) with associated police districts (local prosecution service).

The Director of Public Prosecutions and selected employees appear before the Supreme Court. At the end of 2021, 58 prosecutors were employed at the Director of Public Prosecutions office. 6 of them appear before the Supreme Court. The Director of Public Prosecutions is superior to the other public prosecutors and supervises them and handles complaints about decisions made by the state prosecutors office as the first instance.

The state prosecutors' offices appear before the high courts (second instance – court of appeal). The state prosecutors supervise the police directors' handling of criminal cases and handle complaints about decisions made by the police directors regarding criminal prosecution.

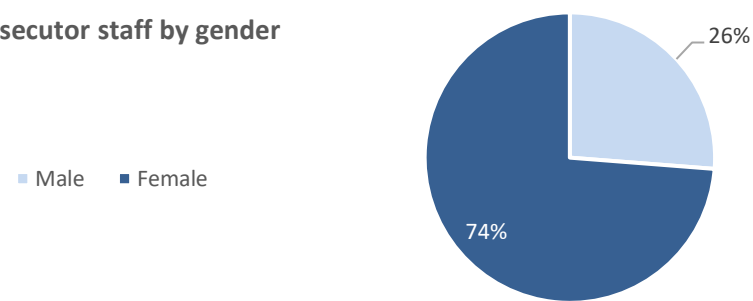
The directors of police and the public prosecutors who are employed by them appear before the district courts.

As regards the distribution male/female, it has to be specified that female prosecutors have the majority at all instances.

Non-prosecutor staff

Non-prosecutor staff	Total	Male	Female
2021	747	196	551

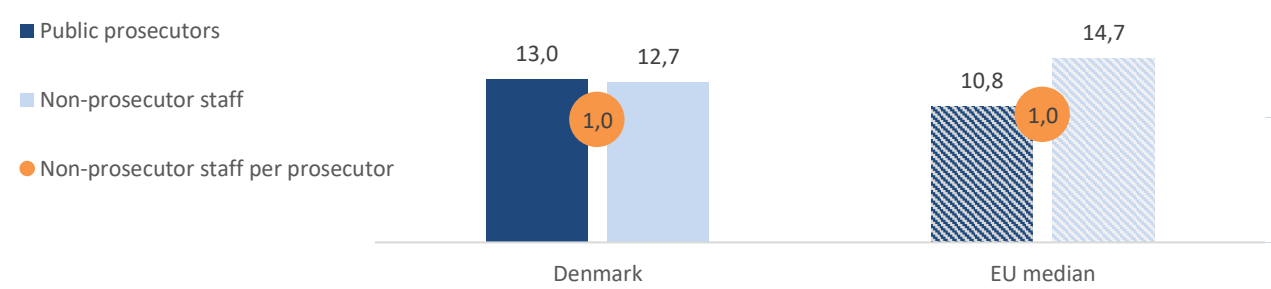
Non-prosecutor staff by gender



Ratio between non-prosecutor staff and public prosecutors

Per 100 000 inhabitants	Denmark	EU median
Public prosecutors	13,0	10,8
Non-prosecutor staff	12,7	14,7
Non-prosecutor staff per prosecutor	1,0	1,0

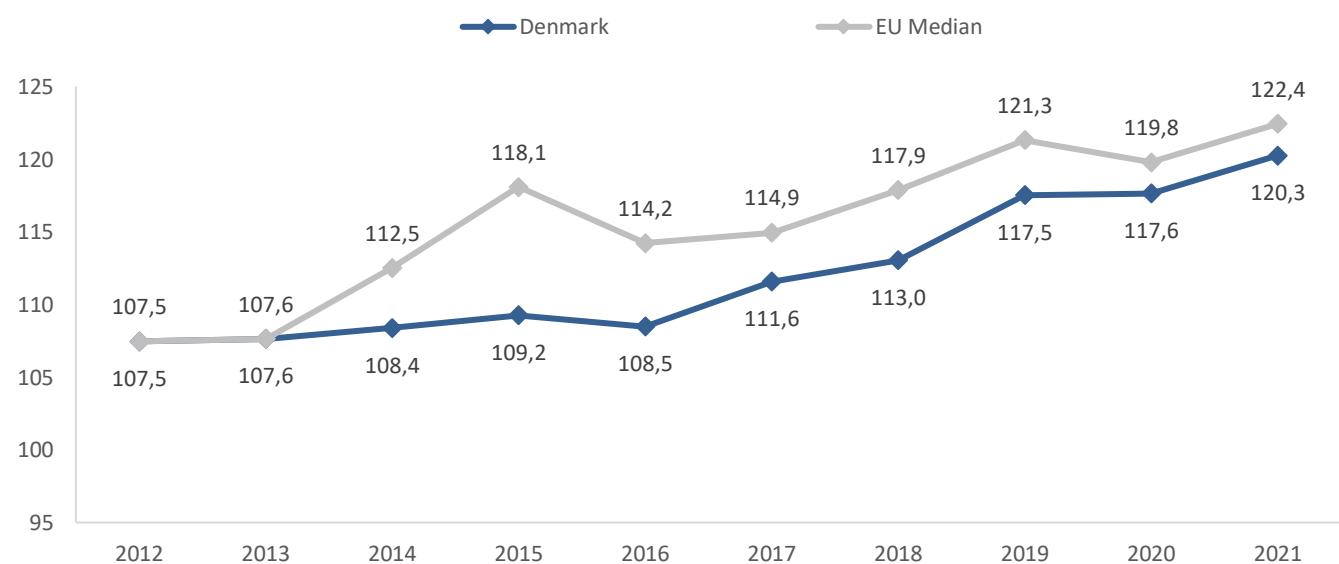
Public prosecutors and non-prosecutor staff per 100 000 inhabitants, and their ratio



Lawyers

Lawyers	Absolute Number	Per 100 000 inhabitants	
	Denmark	Denmark	EU Median
2012	6 021	107,5	107,5
2013	6 053	107,6	107,6
2014	6 134	108,4	112,5
2015	6 235	109,2	118,1
2016	6 236	108,5	114,2
2017	6 450	111,6	114,9
2018	6 563	113,0	117,9
2019	6 843	117,5	121,3
2020	6 870	117,6	119,8
2021	7 063	120,3	122,4

Lawyers per 100 000 inhabitants

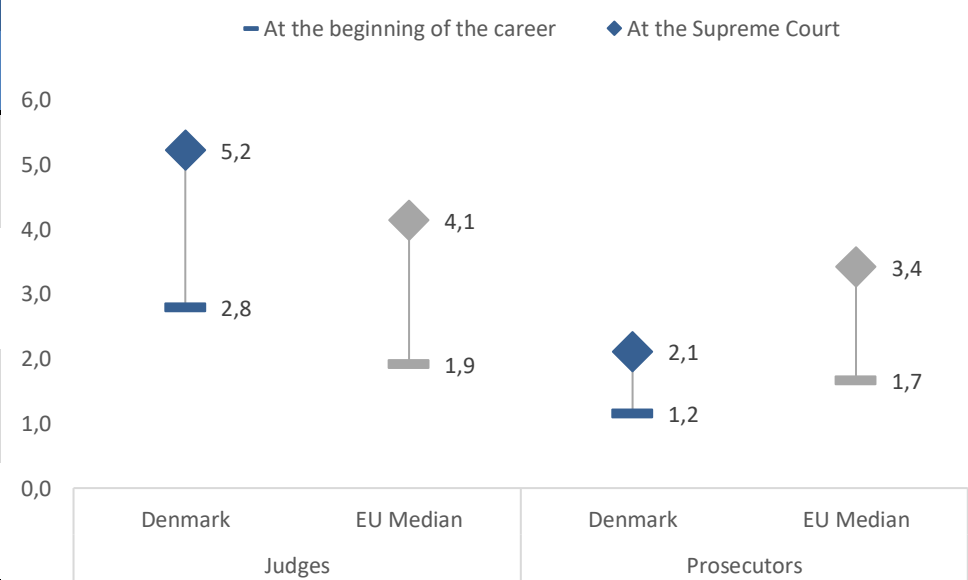


In 2021, there are 7 063 lawyers, which is 2,8% more than in 2020.
There are 2 694 female lawyers which is 38% of the total.
Denmark has 120,3 lawyers per 100 000 inhabitants, which is around the EU median of 122,4 lawyers per 100 000 inhabitants.
The figures given above are the number of lawyers at the end of 2021.

Salaries of professional judges and prosecutors at beginning of a career and at the highest instance

Salaries of professional judges and prosecutors	Average gross annual salary in €	Average net annual salary in €	Ratio with national average annual gross salary	
	Denmark		Denmark	EU median
First instance professional judge at the beginning of his/her career	118 377€	NA	2,8	1,9
Judge of the Supreme Court or the Highest Appellate Court	221 226€	NA	5,2	4,1
Public prosecutor at the beginning of his/her career	49 058€	NA	1,2	1,7
Public prosecutor of the Supreme Court or the Highest Appellate Instance	89 407€	NA	2,1	3,4

Gross salaries of judges and prosecutors vs average annual salary in 2021



According to 2021 data, the absolute gross salary of a judge at the beginning of his/her career in Denmark of 118 377€ is very high when compared to the EU median of 52 534€. As a ratio with the annual average salary of the country, the salary for a judge at the beginning of his/her career is 2,79 which is also considerably above the EU median of 1,91.







At the Supreme court or at the Highest Appellate Court, the highest absolute gross salary for judge is in Denmark - 221 226€. As a ratio with the annual average salary of the country, the salary of a judge at the Supreme court or at the Highest Appellate Court is 5,2, which is also above the EU median of 4,1.

Data on net salary are not available. The Danish tax system is progressive. Accordingly, the percentage of tax depends on the income and the municipal tax varies from municipality to municipality.

The annual salary for a Public prosecutor of the Supreme Court or the Highest Appellate is specified based on the average salary for Senior Prosecutors, Special Prosecutors and the Deputy State Prosecutor at the Supreme Court Unit with the Director of Public Prosecutions.
The annual salaries are specified without pension.

3. Legal aid and court fees in Denmark (2021 data)

In Denmark, legal aid is available for :

- > Representation in court:
 - Criminal cases 
 - Other than criminal cases 
- > Legal advice, ADR and other legal services:
 - Criminal cases 
 - Other than criminal cases 
- > Fees related to enforcement of judicial decisions as fees for enforcement agents (Q18) 
- > Other costs than above (Q19) 

In criminal cases, defendants are in all cases appointed a defence attorney. Victims of certain criminal offences (e.g. sexual offences, homicide and acts of violence) have access to representation in court by a support attorney. Basic legal advice is available to all persons in criminal cases. Further legal advice is only available subject to certain economic criteria. If the prosecuted person is acquitted, the costs of the defence attorney remain free of charge. Contrarily, it is normally the court who decides if the prosecuted person must pay for the defence attorney and other expenses of the case, if the person is convicted. Finally, if the prosecuted person picks his or her own defence attorney, he or she will as a starting point have to pay the attorney's fee.

In civil cases it is normally the losing part who has to pay both one's own and the opposite party's expenses in relation to the court case. The court can decide that both parties must pay their own costs, if the case doesn't have an actual winner.

The bailiff's court can grant legal aid if the person appearing before the court is deemed to need a lawyer's assistance, and the person fulfils certain economic criteria. (Danish Administration of Justice Act, article 500(2)).

With regard to other than criminal cases, legal aid can be granted for all necessary costs associated with the proceedings. The court decides which expenses are covered by legal aid, e.g. expenses that have been held in connection with a trial with good reason. Fees for technical advisors or experts are covered in criminal cases under special circumstances.

Number of cases for which legal aid has been granted

Number of cases for which legal aid has been granted Absolute number (in 2021)	Total	Cases brought to court	Cases not brought to court
Total	NA	4 098	NAP
In criminal cases	NAP	NAP	NAP
In other than criminal cases	NAP	NAP	NAP

In Denmark, there are four different authorities that can grant legal aid: 1) The courts can grant legal aid to the cases listed in section 327 of the Administrative Procedure Act. 2) In other cases legal aid is granted by the Civil Affairs Agency. 3) The Ministry of Justice processes legal aid cases where the Civil Affairs Agency declares itself incompetent. 4) Complaints over decisions made by the Civil Affairs Agency and the Ministry of Justice can be brought before the Appeals Permission Board.

The total number of cases listed above (4098 cases) stems from information given by the the National Board of Justice. It includes all cases brought before the courts where legal aid was granted by either the courts, the Civil Affairs Agency, the Ministry of Justice or the Appeals Permission Board. The number of cases not brought before the courts, but where legal aid was granted is not available.

Timeframes of the procedure for granting legal aid (in relation to the duration from the initial legal aid request to the final approval of the legal aid request)

- Maximum duration prescribed in law/regulations: NA
- Actual average duration: NA

There is no binding legislation on the maximum duration in cases of granting legal aid. Legal aid can be granted by four different authorities. The average processing time in cases of legal aid request processed by the Civil Affair Agency was 93 days in 2021. It has not been possible to obtain information regarding the average processing time in regards to requests that have been processed by the courts, the Ministry of Justice and the Appeals Permission Board.

4. Performance of courts in Denmark (2021 data)

• Efficiency indicators

◦ Clearance Rate (CR) and Disposition Time (DT)

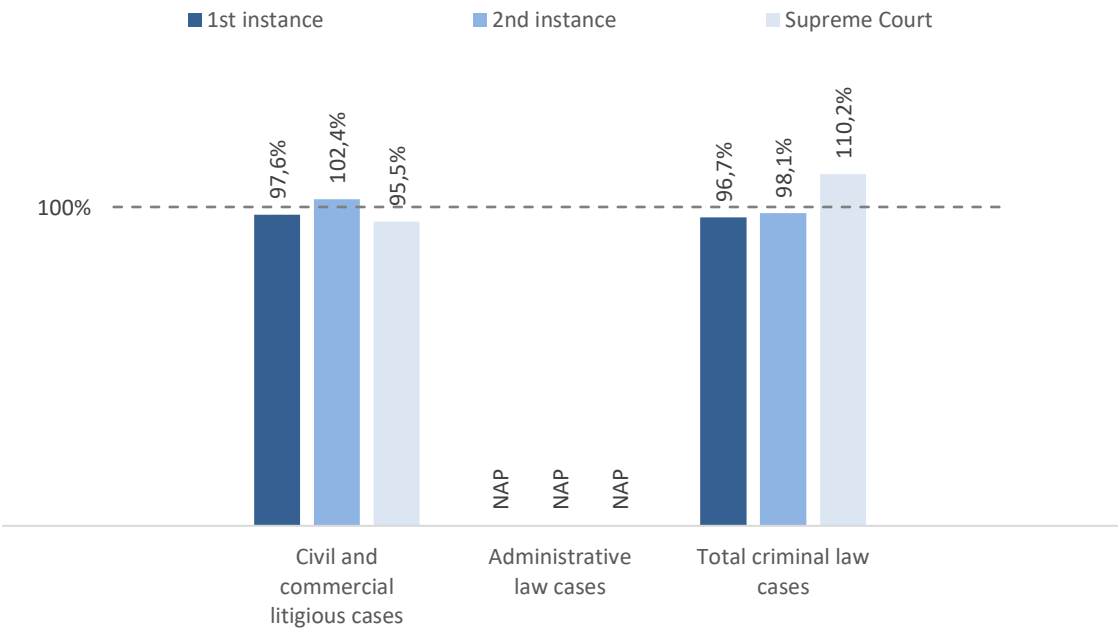
The Clearance Rate shows the capacity of a judicial system to deal with the incoming cases. A Clearance Rate of 100% and higher does not generate backlog.

The Disposition Time determines the estimated number of days necessary for a pending case to be solved in a court.

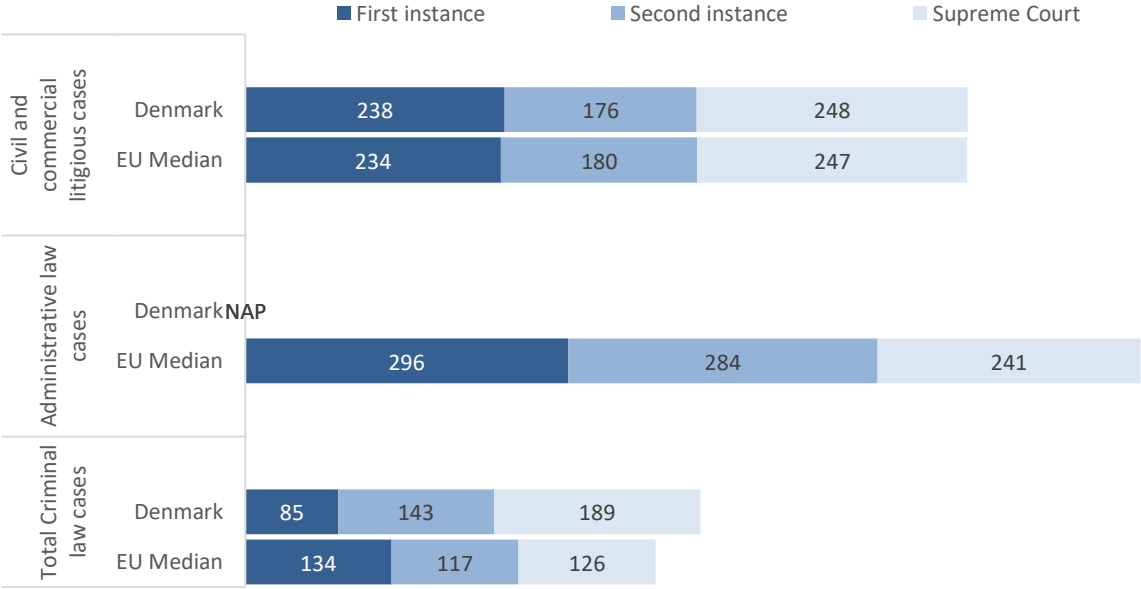
Overall efficiency by instance and by case matter

Overall efficiency by instance and by case matter		Civil and commercial litigious cases		Administrative law cases		Total criminal law cases	
		Denmark	EU Median	Denmark	EU Median	Denmark	EU Median
Clearance Rate (%)	1st instance	97,6%	102,5%	NAP	101,7%	96,7%	100,0%
	2nd instance	102,4%	100,4%	NAP	96,8%	98,1%	98,5%
	Supreme Court	95,5%	99,9%	NAP	100,4%	110,2%	98,3%
Disposition Time (days)	1st instance	238	234	NAP	296	85	134
	2nd instance	176	180	NAP	284	143	117
	Supreme Court	248	247	NAP	241	189	126

Clearance Rate by instance and by matter in 2021 (%)



DispositionTime by instance and by matter in 2021 (days)



At the outset, it should be recalled that in Denmark administrative cases do not constitute a specific case category but are part of the “civil and commercial litigious cases”.

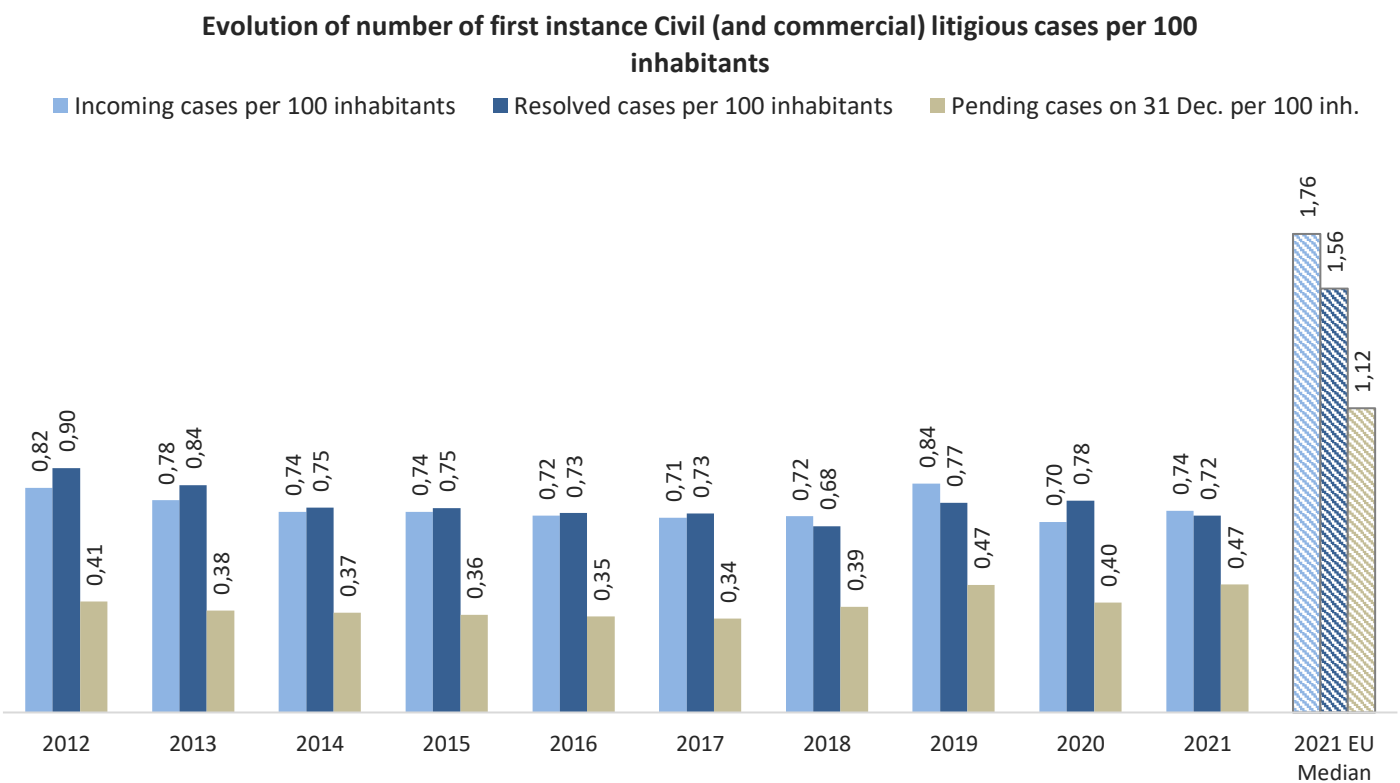
In 2021, in compliance with the EU trend, the total length of criminal proceedings was shorter than the one of civil litigious proceedings. However, when analysing court efficiency by instance, we can notice that in civil matters the Disposition Time indicator is very close to the EU median values at all instances, while in criminal matters the Disposition Time is below the EU median only at first instance. As a matter of fact, the total length of criminal proceedings in Denmark is slightly longer than the EU median.

As to the Clearance Rate indicator, it seems that in 2021 some challenges were faced by District courts (1st instance) in civil and criminal matters, the two High courts (2nd instance) in criminal matters and the Supreme court in civil matters. Despite this, the Disposition Time indicator remained below the EU median for first instance criminal cases and aligned to the EU median for third instance civil cases. Conversely, the Disposition Time indicator increased considerably in respect of first instance civil cases and slightly with regard to second instance criminal cases, exceeding in both situations the EU median values.

First instance Civil (and commercial) litigious cases

◦ Incoming, resolved and pending cases

First instance Civil (and commercial) litigious cases	Incoming cases per 100 inhabitants	Resolved cases per 100 inhabitants	Pending cases on 31 Dec. per 100 inh.
2012	0,82	0,90	0,41
2013	0,78	0,84	0,38
2014	0,74	0,75	0,37
2015	0,74	0,75	0,36
2016	0,72	0,73	0,35
2017	0,71	0,73	0,34
2018	0,72	0,68	0,39
2019	0,84	0,77	0,47
2020	0,70	0,78	0,40
2021	0,74	0,72	0,47
2021 EU Median	1,76	1,56	1,12



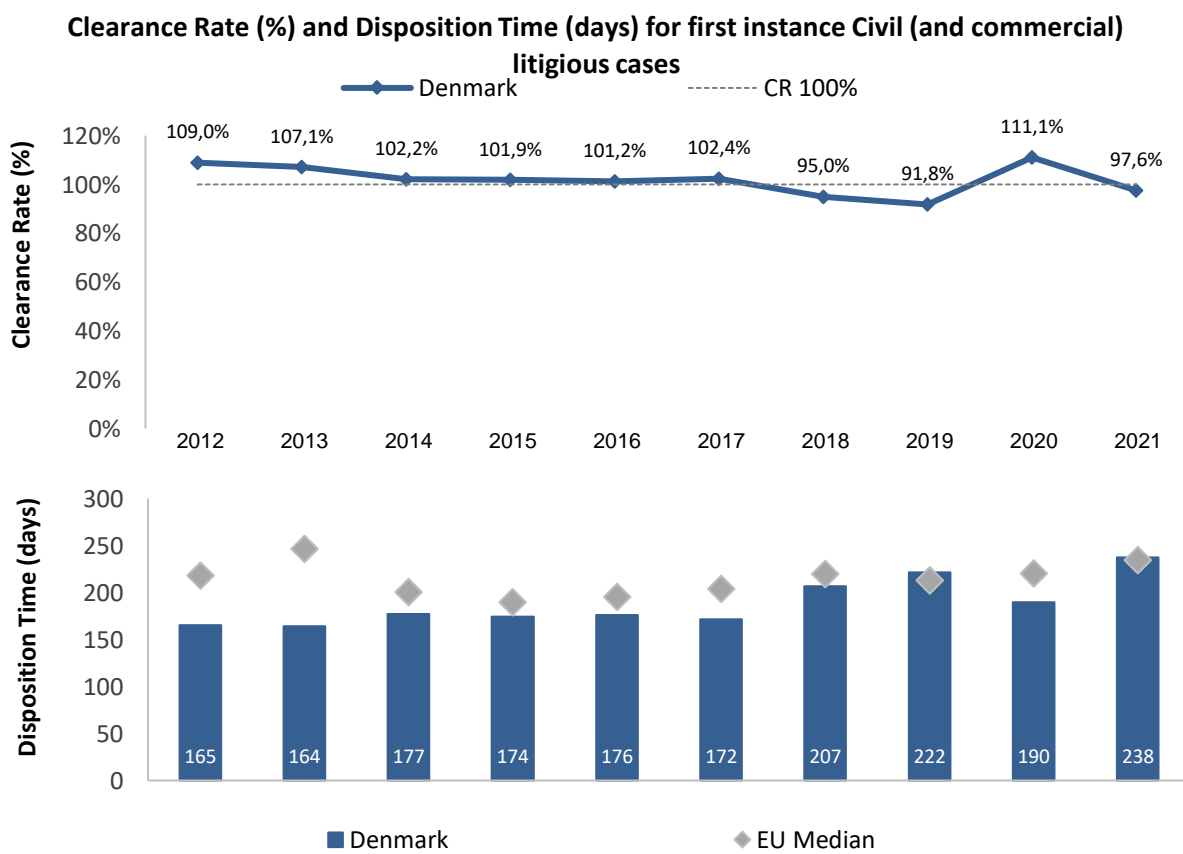
The number of incoming civil (and commercial) litigious cases in 2021 in Denmark (0,74 per 100 inhabitants) is significantly below the EU median (1,76 per 100 inhabitants).

The number of resolved civil (and commercial) litigious cases in 2021 in Denmark (0,72 per 100 inhabitants) is significantly below the EU median (1,56 per 100 inhabitants).

The number of pending civil (and commercial) litigious cases at the end of 2021 in Denmark (0,47 per 100 inhabitants) is significantly below the EU median (1,12 per 100 inhabitants).

◦ Clearance Rate and Disposition Time

First instance Civil (and commercial) litigious cases	Clearance Rate (%)		Disposition Time (days)	
	Denmark	EU Median	Denmark	EU Median
2012	109,0%	100,4%	165	218
2013	107,1%	101,2%	164	247
2014	102,2%	101,8%	177	201
2015	101,9%	102,3%	174	190
2016	101,2%	102,0%	176	196
2017	102,4%	101,3%	172	204
2018	95,0%	101,2%	207	220
2019	91,8%	99,9%	222	213
2020	111,1%	98,5%	190	221
2021	97,6%	102,5%	238	234



With a Clearance Rate calculated at 97,6% in 2021 Denmark encountered some challenges in dealing with its first instance civil (and commercial) litigious cases.

Between 2020 and 2021, the Clearance Rate has decreased by -13,4 points.

In 2021, first instance civil (and commercial) litigious cases are solved in approximately 238 days, which is slightly above the EU median of 234 days.

The analysis of the 2020 - 2021 period reveals a 25,1% increase of the Disposition Time.

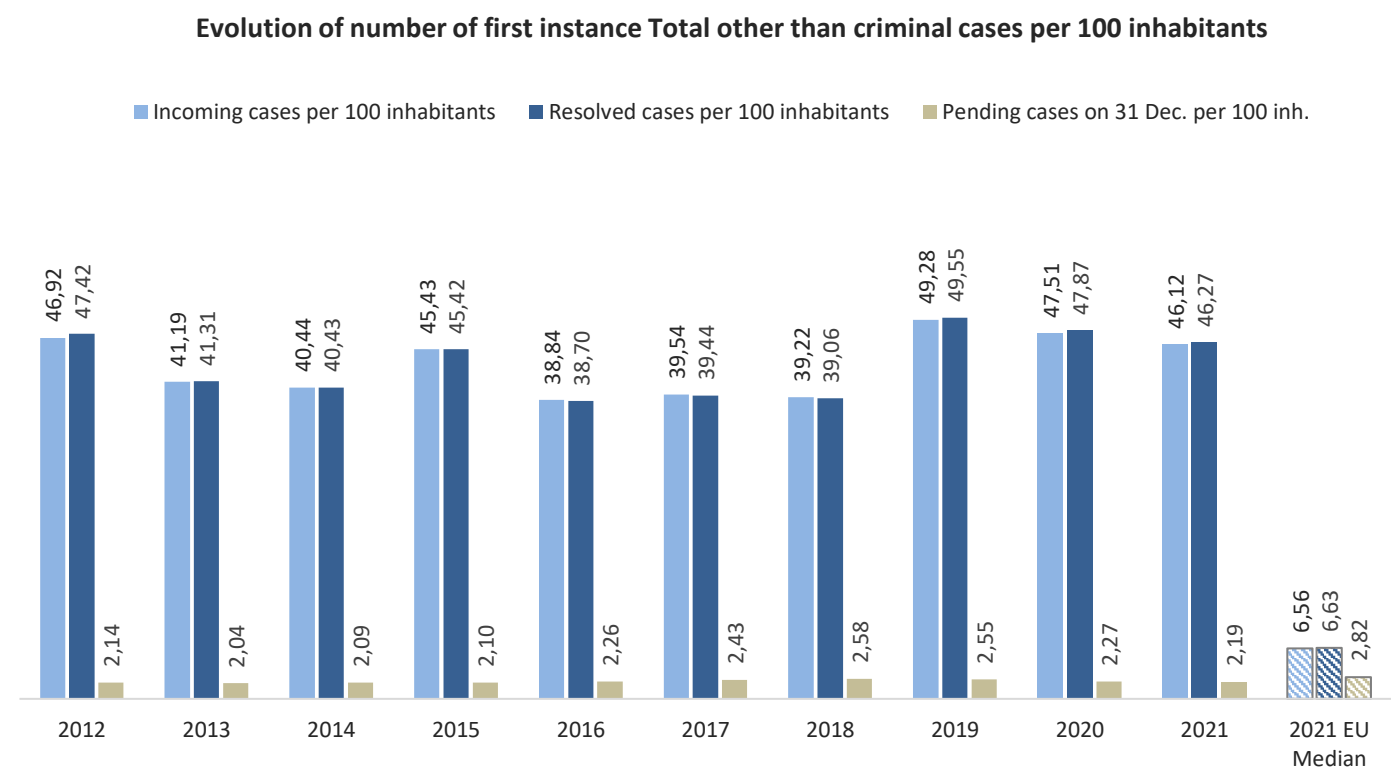
First instance Administrative law cases

As already mentioned above, in Denmark administrative cases do not constitute a specific case category but are part of the “civil and commercial litigious cases”.

First instance Total of other than criminal cases

◦ Incoming, resolved and pending cases

First instance Total other than criminal cases	Incoming cases per 100 inhabitants	Resolved cases per 100 inhabitants	Pending cases on 31 Dec. per 100 inh.
2012	46,92	47,42	2,14
2013	41,19	41,31	2,04
2014	40,44	40,43	2,09
2015	45,43	45,42	2,10
2016	38,84	38,70	2,26
2017	39,54	39,44	2,43
2018	39,22	39,06	2,58
2019	49,28	49,55	2,55
2020	47,51	47,87	2,27
2021	46,12	46,27	2,19
2021 EU Median	6,56	6,63	2,82



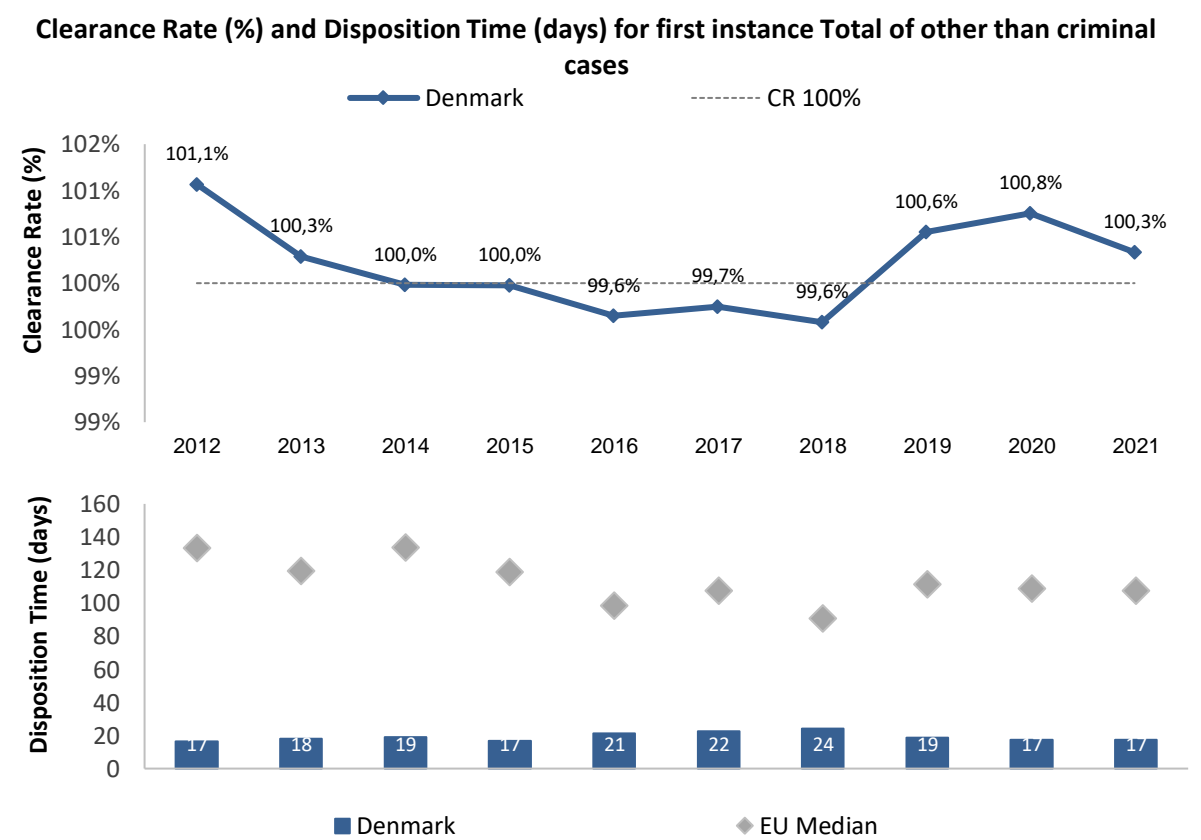
The number of incoming other than criminal cases in 2021 in Denmark (46,12 per 100 inhabitants) is well above the EU median (6,56 per 100 inhabitants).

The number of resolved other than criminal cases in 2021 in Denmark (46,27 per 100 inhabitants) is well above the EU median (6,63 per 100 inhabitants).

The number of pending other than criminal cases at the end of 2021 in Denmark (2,19 per 100 inhabitants) is somewhat below the EU median (2,82 per 100 inhabitants).

◦ Clearance Rate and Disposition Time

First instance Total other than criminal cases	Clearance Rate (%)		Disposition Time (days)	
	Denmark	EU Median	Denmark	EU Median
2012	101,1%	100,5%	17	133
2013	100,3%	100,7%	18	119
2014	100,0%	101,9%	19	133
2015	100,0%	101,0%	17	119
2016	99,6%	101,5%	21	98
2017	99,7%	100,6%	22	107
2018	99,6%	100,6%	24	91
2019	100,6%	99,8%	19	111
2020	100,8%	98,7%	17	109
2021	100,3%	101,2%	17	107



With a Clearance Rate calculated at 100,3% in 2021 Denmark seems to be able to deal with its other than criminal cases.

Between 2020 and 2021, the Clearance Rate has decreased by -0,4 points.

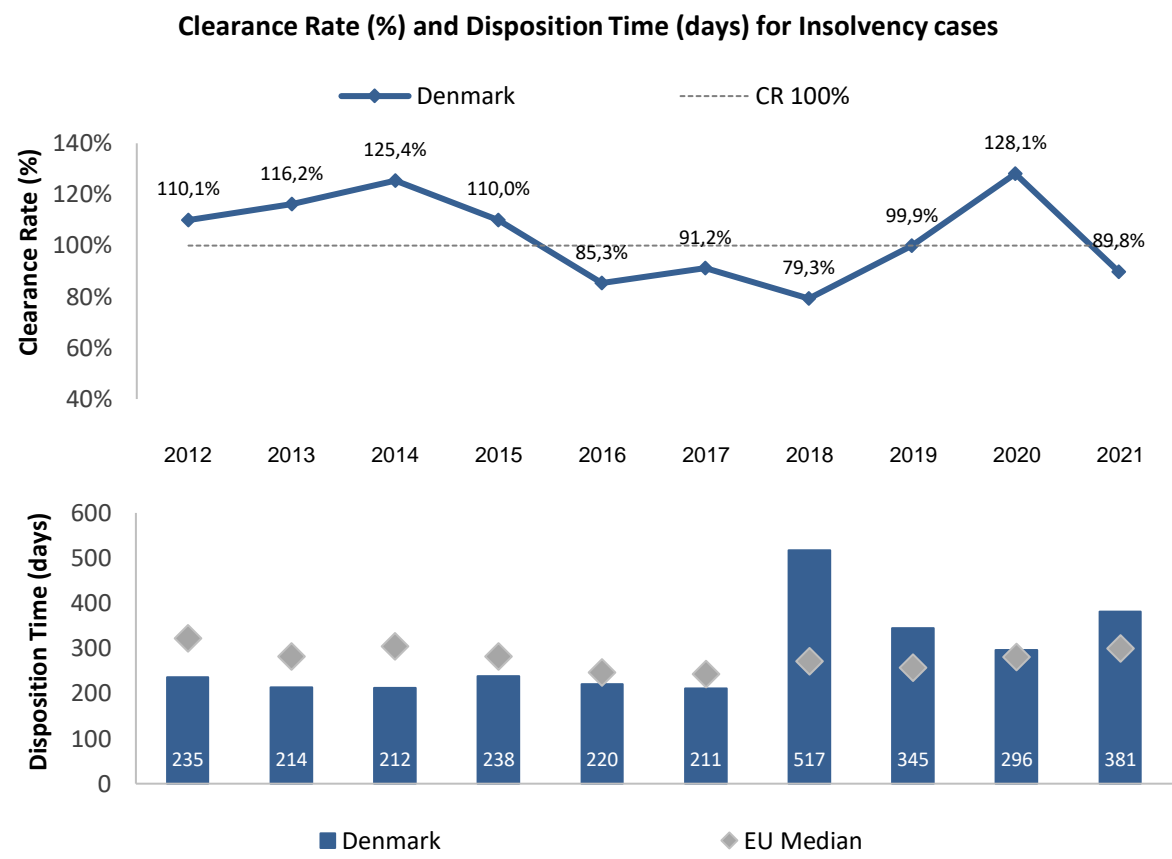
In 2021, other than criminal cases are solved in approximately 17 days, which is significantly below the EU median of 107 days.

The analysis of the 2020 - 2021 period reveals a -0,2% decrease of the Disposition Time.

Insolvency cases

◦ Clearance Rate and Disposition Time

Insolvency cases	Clearance Rate (%)		Disposition Time (days)	
	Denmark	EU Median	Denmark	EU Median
2012	110,1%	95,0%	235	323
2013	116,2%	89,6%	214	282
2014	125,4%	96,9%	212	304
2015	110,0%	104,5%	238	282
2016	85,3%	102,0%	220	246
2017	91,2%	103,6%	211	243
2018	79,3%	101,5%	517	271
2019	99,9%	101,2%	345	258
2020	128,1%	109,7%	296	281
2021	89,8%	103,3%	381	299



With a Clearance Rate calculated at 89,8% in 2021 Denmark seems to encounter difficulties in dealing with its insolvency cases.

Between 2020 and 2021, the Clearance Rate has decreased by -38,3 points.

In 2021, insolvency cases are solved in approximately 381 days, which is above the EU median of 299 days.

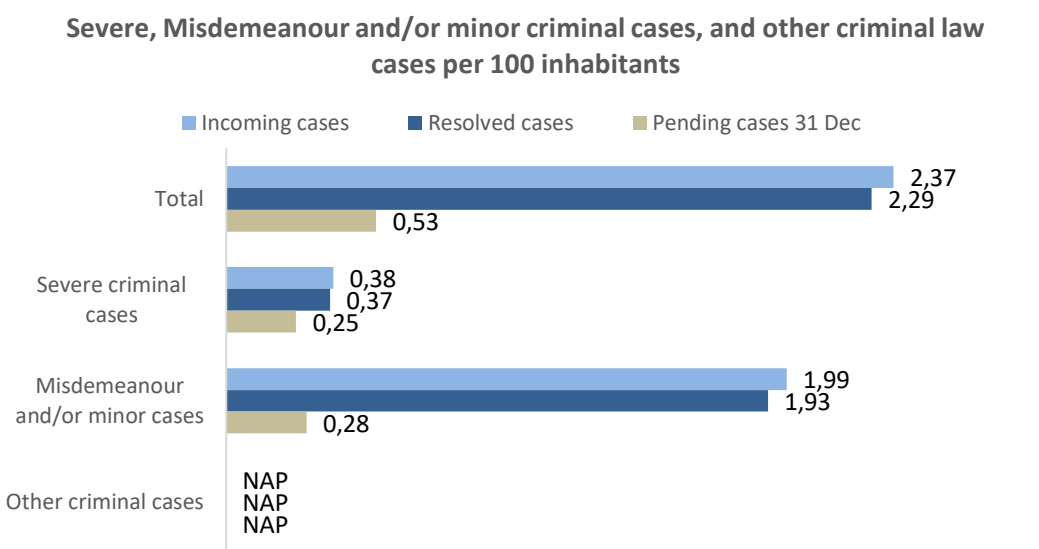
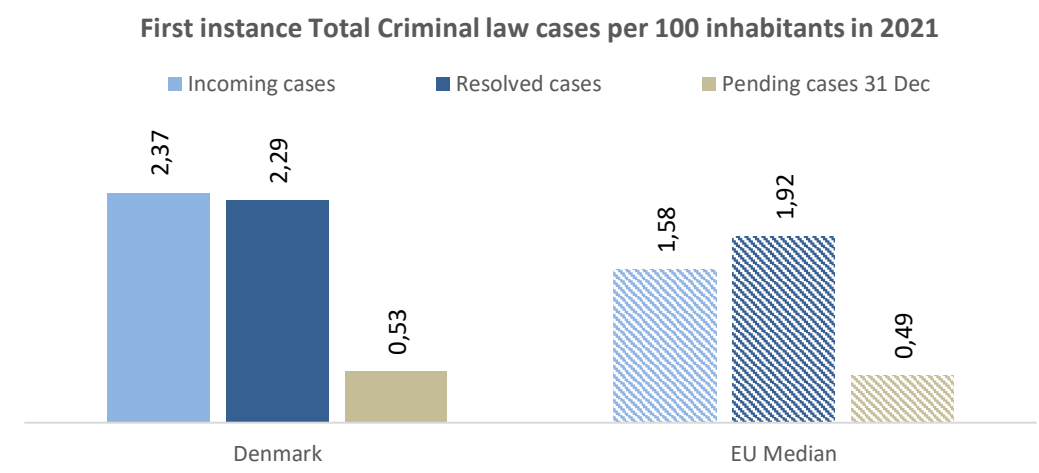
The analysis of the 2020 - 2021 period reveals a 28,7% increase of the Disposition Time.

First instance Criminal Law Cases

◦ Incoming, resolved and pending cases

First instance Criminal Law Cases	Pending cases 1 Jan	Incoming cases	Resolved cases	Pending cases 31 Dec
Total	26 760	139 350	134 781	31 329
Severe criminal cases	13 932	22 314	21 651	14 595
Misdemeanour and/or minor cases	12 828	117 036	113 130	16 734
Other criminal cases	NAP	NAP	NAP	NAP

First instance Criminal Law Cases Per 100 inh.	Pending cases 1 Jan	Incoming cases	Resolved cases	Pending cases 31 Dec
Total	0,46	2,37	2,29	0,53
Severe criminal cases	0,24	0,38	0,37	0,25
Misdemeanour and/or minor cases	0,22	1,99	1,93	0,28
Other criminal cases	NAP	NAP	NAP	NAP



The number of total incoming criminal cases in 2021 in Denmark (2,37 per 100 inhabitants) is somewhat above the EU median (1,58 per 100 inhabitants).

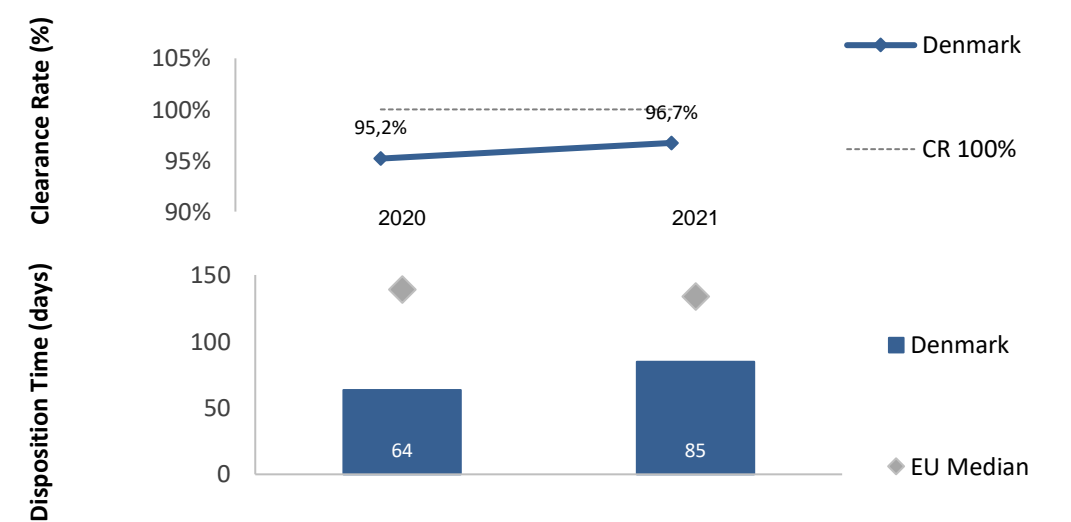
The number of total resolved criminal cases in 2021 in Denmark (2,29 per 100 inhabitants) is slightly above the EU median (1,92 per 100 inhabitants).

The number of total pending criminal cases at the end of 2021 in Denmark (0,53 per 100 inhabitants) is slightly above the EU median (0,49 per 100 inhabitants).

◦ Clearance Rate and Disposition Time

First instance Total criminal law cases	Clearance Rate (%)		Disposition Time (days)	
	Denmark	EU Median	Denmark	EU Median
2020	95,2%	95,2%	64	139
2021	96,7%	100,0%	85	134

Clearance Rate (%) and Disposition Time (days) for First Instance Total criminal law cases



With a Clearance Rate calculated at 96,7% in 2021 Denmark seems to encounter some difficulties in dealing with its first instance total criminal law cases.

Between 2020 and 2021, the Clearance Rate has increased by 1,5 points.

In 2021, first instance total criminal law cases are solved in approximately 85 days, which is somewhat below the EU median of 134 days.

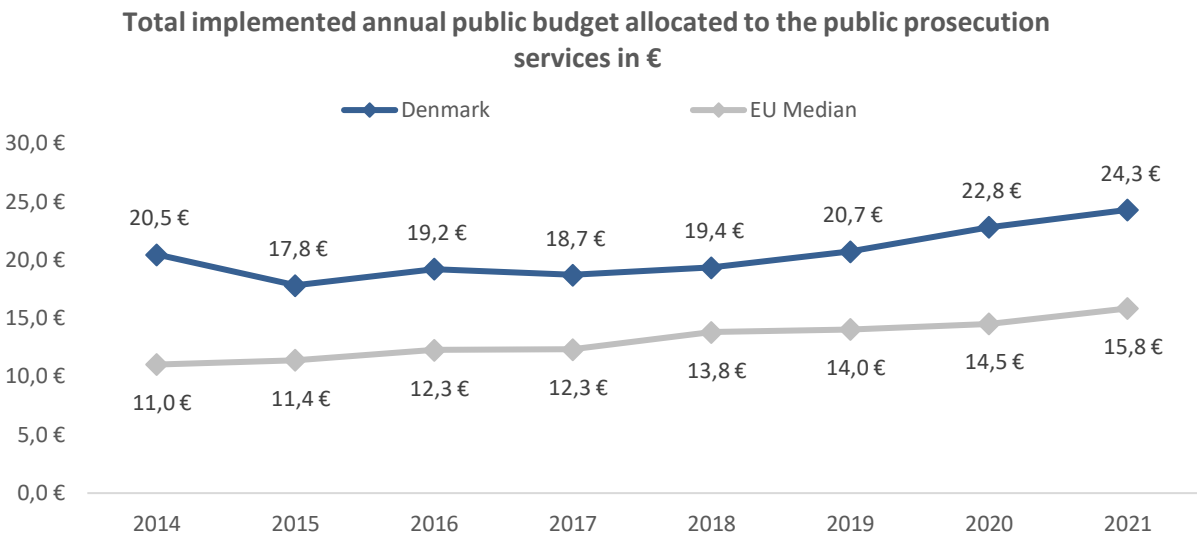
The analysis of the 2020 - 2021 period reveals a 33,6% increase of the Disposition Time.

The functioning of first instance courts in criminal matters has been affected in 2021 by the fact that 2020 was an unusual year because of the Covid-19 pandemic, related lock down of society, including lock down of courts. It created more pending cases as the prosecution continued to forward new cases to the courts that could not deal with it.

5. Public prosecution services in Denmark (2021 data)

Public prosecution implemented budget

Total implemented annual public budget allocated to the public prosecution services in €	Absolute Number	Per inhabitant	
	Denmark	Denmark	EU Median
2014	115 870 009 €	20,5 €	11,0 €
2015	101 749 306 €	17,8 €	11,4 €
2016	110 435 917 €	19,2 €	12,3 €
2017	108 228 822 €	18,7 €	12,3 €
2018	112 402 737 €	19,4 €	13,8 €
2019	120 724 723 €	20,7 €	14,0 €
2020	133 276 866 €	22,8 €	14,5 €
2021	142 722 702 €	24,3 €	15,8 €



Data on the budget allocated to training of public prosecution services are not available.

It is noteworthy that the Danish system presents the peculiarity to include the budget allocated to public prosecution services within the overall budget of the police. Before 2013, it was not possible to identify the precise expenditures concerning public prosecution services. As of 2013, due to a change in the registration frame, it is easier to estimate the cost of the public prosecution services.

It should be recalled that the increase in the expenses in 2020 is partly due to an increased effort to reduce case processing times and case stocks in the criminal cases chain. Besides, in 2019, further expenses were incurred in connection with the implementation of several commissions of inquiry set up by the government.

Public prosecution caseflow: Number of first instance criminal cases

Public prosecution caseflow: Number of first instance criminal cases	Absolute Number *		Per 100 inhabitants	
	Denmark	% Variation 2020 - 2021	Denmark	Eu Median
1. Pending cases on 1 Jan. ref. year	61 014	▲ 0,6%	1,04	0,84
2. Incoming/received cases	194 540	▼ -12,9%	3,31	4,00
3. Processed cases (3.1 + 3.2 + 3.3 + 3.4)	411 362	▼ -2,1%	7,00	2,87
3.1. Discontinued during the reference year (3.1.1 + 3.1.2 + 3.1.3 + 3.1.4)	208 106	▲ 0,5%	3,54	1,36
3.1.1 Discontinued by the public prosecutor because the offender could not be identified	NA	NA	NA	NA
3.1.2 Discontinued by the public prosecutor due to the lack of an established offence or a specific legal situation	NA	NA	NA	NA
3.1.3 Discontinued by the public prosecutor for reasons of opportunity	3 875	▲ 403,9%	0,07	NA
3.1.4 Discontinued for other reasons	NA	NA	NA	NA
3.2. Concluded by a penalty or a measure imposed or negotiated by the public prosecutor	50 243	▲ 5,6%	0,86	0,16
3.3. Cases closed by the public prosecutor for other reasons	NAP	NAP	NAP	0,28
3.4. Cases brought to court	153 013	▼ -7,5%	2,61	0,52
4. Pending cases on 31 Dec. ref. year	52 163	▼ -14,5%	0,89	0,87

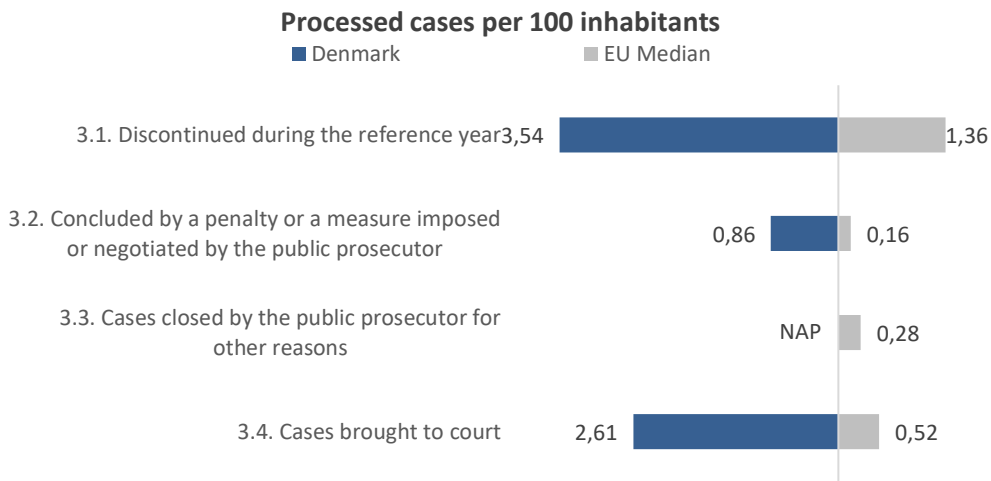
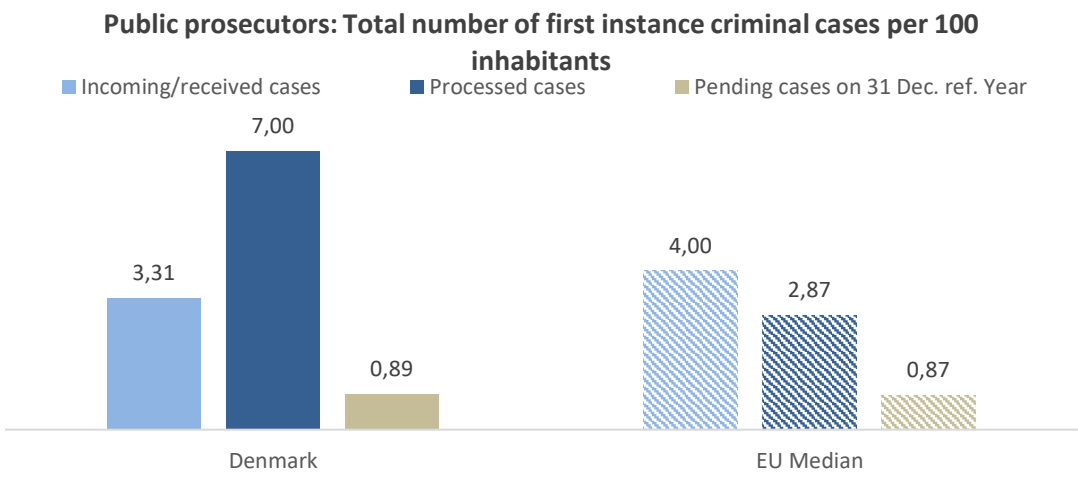
* Please note that these figures do not include traffic offence cases.

It has to be highlighted that the number of processed cases includes both cases dismissed by the police and cases dismissed by the public prosecutor. Indeed, it is not possible to always distinguish closed/finished cases between the police and prosecution service as they are often archived in police departments regardless of who processed the case.

The Danish prosecution system presents the peculiarity that one incoming case can result in numerous processed cases. This is the reason why the number of processed cases is considerably higher than the number of received cases.

It is not possible to subtract numbers on discontinued cases in the format in Q 3.1.1. + 3.1.2 + 3.1.4, as the legal basis in Denmark (sections 721 and 749 of the Administration of Justice Act) is not divided in such subsectors.

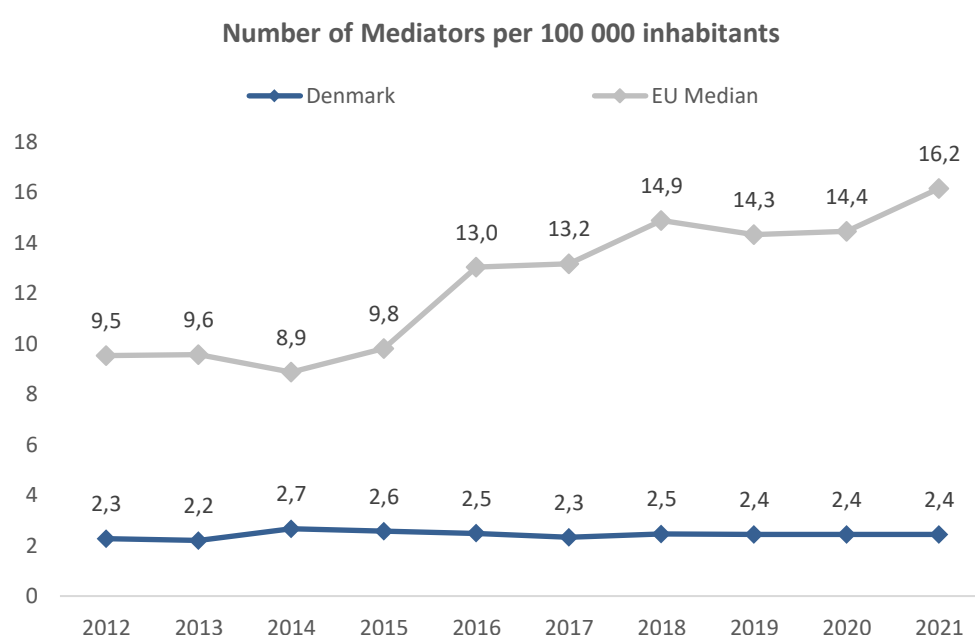
Regarding the increased number of discontinued cases for reasons of opportunity, it should be mentioned that during 2021 there was an increased effort in lowering the amount of pending cases. This can partly explain the surge of discontinued cases for reasons of opportunity.



6. Existence and use of alternative dispute resolution in Denmark (2021 data)

Number of mediators

Mediators	Absolute Number	Per 100 000 inhabitants	
	Denmark	Denmark	EU Median
2012	127	2,3	9,5
2013	124	2,2	9,6
2014	151	2,7	8,9
2015	147	2,6	9,8
2016	143	2,5	13,0
2017	135	2,3	13,2
2018	143	2,5	14,9
2019	142	2,4	14,3
2020	143	2,4	14,4
2021	143	2,4	16,2



In 2021, there are 143 accredited or registered mediators who practise court related mediation which represents 2,4 accredited or registered mediators per 100 000 inhabitants.

These data remained stable between 2020 and 2021.

The number of registered attorneys who are appointed to serve as mediators in court mediation in 2021 is 53. The number of registered judges who serves as mediators in court mediation in 2021 is 90.

Number of court related mediations

Type of cases	Number of cases for which the parties agreed to start mediation	Number of finished court-related mediations	Number of cases in which there is a settlement agreement
All Cases	NA	560	370
Civil and commercial	NA	NA	NA
Family cases	NA	NA	NA
Administrative	NA	NA	NA
Employment dismissal	NA	NA	NA
Criminal cases	NA	NA	NA
Consumer cases	NA	NA	NA

Data above all relate to the district courts. In the Civil system can only be seen when the case is finalized. Before it was possible to see it when the case surpassed to mediation. The abandoned cases are first measured when the cases are finished in the court system with a court decision and not when they were first abandoned. With regard to “number of finished court-related mediations”, the Danish Court Administration has ignored cases where the parties did not meet at least one time.

7. ICT tools of courts in Denmark (2021 data)

The ICT questions

The answers to the ICT questions in 2021 can be summarised to :

	Civil and/or commercial	Criminal	Administrative
Assistance tools			
Writing assistance tools	Yes	100%	50-99%
Simple dictation tools	Yes	in all courts	in all courts
Multiple speakers recording tools		in all courts	in all courts
Voice recognition feature		Yes	Yes

In addition to voice recording, the Danish Court Administration has implemented speech-recognition in connection with certain court proceedings. Further implementation of a wider roll-out of speech-recognition is being evaluated currently.

	Deployment rate	Data consolidated at national level	System communicating with other ministries
Financial management tools			
Budgetary and financial management of courts	1-9%	Yes	No
Justice expenses management	1-9%	Yes	Yes
Other	NA	No	No

Multiple tools are available in various courts for controlling and managing costs and the degrees to which they are being used vary. These data are relatively unknown by the central organization and this is the best estimate. Activity in terms of weighted cases is used also in allocation of resources.

	Deployment rate	Monitoring at national level	Monitoring at court level	Integrated with CMS
Measurement tools to assess the workload				
Judges	10-49%	Yes	No	No
Prosecutors	50-99%	Yes	Yes	Yes
Non-judge/non-prosecutor staff	10-49%	Yes	No	No

Concerning judges, the Danish Court Administration has chosen 10-49 %. It might be higher. The point is that on district courts, all judges either fill out how time is spend on a daily basis, or - for appointed judges - on a half-yearly basis. At some courts, the court has decided that the judges despite the Danish Court Administration does not demand it, anyway fill out this daily information. At a High Court and Supreme court level this is not done though. Therefor 10-49 %. Data are used by the Danish Court Administration. It is up to the individual court, how they use and how closely they monitor the staff (Judges). The same counts for non-judge staff. The Danish Court Administration has no data on prosecutor staff. Overall, there has not been changes to the systems that help assess how the workload is for public prosecutors but due to ongoing interest in how the workload is distributed – not only for the single employee but also the districts between – it is estimated that there has been an increase in the percentage. The workload is monitored in more general terms centrally through the Attorney General's office and locally the districts/local prosecution monitor their prosecutors and the workload more closely. The estimate of 50-99% is therefore not an absolute but an estimate since there has been an increase in the focus on monitoring the workload.

Concerning prosecutors, there is a well-implemented time recording system where the Prosecution Service's staff weekly report their time spent on specific tasks, e.g. court work, formal charging, dropping of cases/withdrawal of charges, transport time to and from court, training etc. The time recording system is also used to report work outside normal working hours (overtime), including shifts for which a separate fee is paid. In addition, the number of prosecutions and withdrawal of charges is measures, with each charge weighted according to a specific system. Time recording data is used in calculations of the Prosecution Service's case production and efficiency – and thus also in the management information in QlickView that is available on the Prosecution Service at national level as well as for the individual police districts and State Prosecutor's offices.

8. Systems for measuring and evaluating the performance of courts and public prosecution services in Denmark (2021 data)

In Denmark, quality standards are not determined for the judicial system at the national level.

Systems for measuring and evaluating courts' performance

A regular monitoring system of court activities is in place concerning:

Number of incoming cases	✓	Satisfaction of users (regarding the services delivered by the courts)	✗
Length of proceedings (timeframes)	✓	Costs of the judicial procedures	✗
Number of resolved cases	✓	Number of appeals	✗
Number of pending cases	✓	Appeal ratio	✗
Backlogs	✗	Clearance rate	✗
Productivity of judges and court staff	✗	Disposition time	✗
Satisfaction of court staff	✗	Other	✓

The Danish Court Administration does not have such competence. A responsible court follow their cases though.

In Denmark, there is a system to regularly evaluate the court performance based primarily on defined indicators and the reporting is more frequent than annual.

Namely, it is carried out monthly, quarterly, half yearly and yearly.

Performance and quality indicators are defined for the activity of each court.

The following indicators are used:

Number of incoming cases	✓	Satisfaction of users (regarding the services delivered by the courts)	✗
Length of proceedings (timeframes)	✓	Costs of the judicial procedures	✗
Number of resolved cases	✓	Number of appeals	✗
Number of pending cases	✓	Appeal ratio	✗
Backlogs	✓	Clearance rate	✗
Productivity of judges and court staff	✗	Disposition time	✗
Satisfaction of court staff	✗	Other	✓

The data are collected for all parts of the judicial system, e.g. police, public prosecution, courts and the prison system. The data are used to measure the performance of the individual agencies/administrations, but also - and perhaps most importantly - to measure the interplay between these.

The category "Other" refers to the number of weighted cases.

The evaluation of the courts' activities is used for the later allocation of means in the courts.

Systems for measuring and evaluating public prosecution services' performance

A regular monitoring system of public prosecution services activities is in place concerning:

Number of incoming cases	✓	Satisfaction of users (regarding the services delivered by the public prosecution)	✗
Length of proceedings (timeframes)	✗	Costs of the judicial procedures	✗
Number of resolved cases	✓	Clearance rate	✗
Number of pending cases	✓	Disposition time	✓
Backlogs	✓	Percentage of convictions and acquittals	✓
Productivity of prosecutors and prosecution staff	✓	Other	✓
Satisfaction of prosecution staff	✓		

The prosecution makes quarterly reports to the Ministry of Justice on data regarding number of cases, percentage of conviction etc. Disposition time is measured indirectly through a report that measures all steps in a criminal case from arrest to imprisonment. There is no direct measure of Disposition time, but it can be read from this report. The prosecution makes a biannual survey on the satisfaction of the prosecution staff.

In Denmark, there is a system to evaluate regularly the activity of each public prosecution service and the reporting is more frequent than annual.

It is carried out monthly, quarterly and yearly.

Performance and quality indicators are defined for the activity of each public prosecution service.

The following indicators are used:

Number of incoming cases	✓	Satisfaction of users (regarding the services delivered by the public prosecutors)	✗
Length of proceedings (timeframes)	✗	Costs of the judicial procedures	✗
Number of resolved cases	✓	Clearance rate	✗
Number of pending cases	✓	Disposition time	✓
Backlogs	✓	Percentage of convictions and acquittals	✓
Productivity of prosecutors and prosecution staff	✓	Other	✓
Satisfaction of prosecution staff	✗		

The category "Other" refers to the period of time between the preliminary charge and the indictment. There is not a performance indicator measuring the length of the proceedings directly. However, they are measured indirectly, since there are performance measures on the period of time from a case is given to the public prosecution until the case is resolved.

The evaluation of the public prosecution services' activities is used for the later allocation of means in the public prosecution services.

Denmark

(2012-2021) data tables

Question	2012	2013	2014	2015	2016	2017	2018	2019	2020	2021	Variations for quantitative questions	
											2012-2021	2020-2021
Q1 Number of inhabitants	5 602 628	5 623 501	5 659 715	5 707 251	5 748 769	5 781 190	5 806 081	5 822 763	5 840 045	5 873 420	4,8%	0,6%
Q.3 GDP Per capita (in €) in current prices	43 738	45 171	45 744	46 836	48 474	50 100	51 280	53 189	53 470	57 320	31,1%	7,2%
Q5. Exchange rate of Nat currency to € on 1 Jan	7	7	7	7	7	7	7	7	7	7	-0,3%	0,0%
Indicator 1: Systems for measuring and evaluating the performance of courts and prosecution services												
(Q66, Q67, Q77, Q78, Q77-1, Q78-1, Q73, Q73-0, Q73-1, Q73-2, Q73-3, Q73-4, Q73-5, Q73-6, Q70, Q70-1, Q71, Q72, Q83-2, Q83-3, Q120 and Q120-1)												
66 Qlty standards formulated_jud system	No	No	No	No	False	False	False	False	False	False		
67 Specialised court staff entrusted_qlty standards	No	No	No	No	False	False	False	False	False	False		
77 Performance and quality indicators of court activities	Yes	Yes	Yes	Yes	True	True	True	True	True	True		
078.1.1 Number of incoming cases							True	True	True	True		
078.1.2 Length of proceedings (timeframes)							True	True	True	True		
078.1.3 Number of resolved cases							True	True	True	True		
078.1.4 Number of pending cases							True	True	True	True		
078.1.5 Backlogs							True	True	True	True		
078.1.6 Productivity of judges and court staff							False	False	False	False		
078.1.7 Satisfaction of court staff							False	False	False	False		
078.1.8 Satisfaction of users (regarding the services delivered by the courts)							False	False	False	False		
078.1.9 Costs of the judicial procedures							False	False	False	False		
078.1.10 Number of appeals							False	False	False	False		
078.1.11 Appeal ratio							False	False	False	False		
078.1.12 Clearance rate							False	False	False	False		

Denmark

(2012-2021) data tables

Question	2012	2013	2014	2015	2016	2017	2018	2019	2020	2021	Variations for quantitative questions	
											2012-2021	2020-2021
078-1.13 Disposition time							False	False	False	False		
078-1.14 Other							True	True	True	True		
077-1.1.1 Defined performance and quality indicators									True	True		
078-1.1.1 Number of incoming cases									True	True		
078-1.1.2 Length of proceedings (timeframes)									False	False		
078-1.1.3 Number of resolved cases									True	True		
078-1.1.4 Number of pending cases									True	True		
078-1.1.5 Backlogs									True	True		
078-1.1.6 Productivity of prosecutors and prosecution staff									False	True		
078-1.1.7 Satisfaction of prosecution staff									False	False		
078-1.1.8 Satisfaction of users (regarding the services delivered by the public prosecution)									False	False		
078-1.1.9 Costs of the judicial procedures									False	False		
078-1.1.10 Clearance rate									False	False		
078-1.1.11 Disposition time									False	True		
078-1.1.12 Percentage of convictions and acquittals									True	True		
078-1.1.13 Other									True	True		
73 Regular system_evaluation_performance_each court	Yes	Yes	Yes	Yes	True	True	True	True	True	True		
073-0.1.1 Annual					False	False	False	False	False	False		
073-0.1.2 Less frequent					False	False	False	False	False	False		
073-0.1.3 More frequent					True	True	True	True	True	True		

Denmark

(2012-2021) data tables

Question	2012	2013	2014	2015	2016	2017	2018	2019	2020	2021	Variations for quantitative questions	
											2012-2021	2020-2021
073-1.1.1 Evaluation used for the allocation of resources within the court			Yes	Yes	True	True	True	True	True	True		
073-2.1.1 Courses of action taken in the evaluation is used for the allocation of resources							True	False	True	True		
073-2.1.2 Reallocating resources (human/financial resources based on performance)							True	True	True	True		
073-2.1.3 Reengineering of internal procedures to increase efficiency							False	False	False	False		
073-2.1.4 Other							False	True	False	False		
073-3.1.1 Regular evaluation of the public prosecution services performance									True	True		
073-4.1.1 Annual									False	False		
073-4.1.2 Less frequent									False	False		
073-4.1.3 More frequent									True	True		
073-5.1.1 Evaluation used for the allocation of resources within the public prosecution services									True	True		
073-6.1.1 Identifying the causes of improved or deteriorated performance									False	False		
073-6.1.2 Reallocating resources (human/financial resources based on performance)									True	True		
073-6.1.3 Reengineering of internal procedures to increase efficiency									True	True		
073-6.1.4 Other									False	False		
070.1.1 number of incoming cases	Yes	Yes	Yes	Yes	True	True	True	True	True	True		
070.1.2 length of proceedings (timeframes)	Yes	Yes	Yes	Yes	True	True	True	True	True	True		
070.1.3 number of resolved cases	Yes	Yes	Yes	Yes	True	True	True	True	True	True		
070.1.4 number of pending cases							True	True	True	True		
070.1.5 backlogs							True	True	False	False		
070.1.6 productivity of judges and court staff							True	True	False	False		

Denmark

(2012-2021) data tables

Question	2012	2013	2014	2015	2016	2017	2018	2019	2020	2021	Variations for quantitative questions	
											2012-2021	2020-2021
070.1.7 satisfaction of court staff							False	False	False	False		
070.1.8 satisfaction of users (regarding the services delivered by the courts)							False	False	False	False		
070.1.9 costs of the judicial procedures							False	False	False	False		
070.1.10 number of appeals							False	False	False	False		
070.1.11 appeal ratio							False	False	False	False		
070.1.12 clearance rate							False	False	False	False		
070-1.1.1 Number of incoming cases									True	True		
070-1.1.2 Length of proceedings (timeframes)									False	False		
070-1.1.3 Number of resolved cases									True	True		
070-1.1.4 Number of pending cases									True	True		
070-1.1.5 Backlogs									True	True		
070-1.1.6 Productivity of prosecutors and prosecution staff									False	True		
070-1.1.7 Satisfaction of prosecution staff									True	True		
070-1.1.8 Satisfaction of users (regarding the services delivered by the public prosecution)									False	False		
070-1.1.9 Costs of the judicial procedures									True	False		
070-1.1.10 Clearance rate									True	False		
070-1.1.11 Disposition time									True	True		
070-1.1.12 Percentage of convictions and acquittals									True	True		
070-1.1.13 Other									False	True		
071.1.1 Monitoring backlogs in Civil law cases									-	-		

Denmark

(2012-2021) data tables

Question	2012	2013	2014	2015	2016	2017	2018	2019	2020	2021	Variations for quantitative questions	
											2012-2021	2020-2021
071.1.2 Monitoring backlogs in Criminal law cases									-	-		
071.1.3 Monitoring backlogs in Administrative law cases									-	-		
072.1.1 Monitoring timeframes Within the courts									True	True		
072.1.2 Monitoring timeframes Within the public prosecution services									False	False		
083-2.1.1 Quantitative performance tagets defined for each prosecutors									False	False		
083-3.1.1 Body responsible - Executive power (for example the Ministry of Justice)									NAP	NAP		
083-3.1.2 Body responsible - Prosecutor General /State public prosecutor									NAP	NAP		
083-3.1.3 Body responsible - Public Prosecutorial Council									NAP	NAP		
083-3.1.4 Body responsible - Head of the organisational unit or hierarchically superior public prosecutor									NAP	NAP		
083-3.1.5 Body responsible - Other									NAP	NAP		
120.1.1 Qualitative individual assessment of the public prosecutors' work									True	True		
120-1.1.1 Feequency - Annual									False	False		
120-1.1.2 Feequency - Less frequent									False	False		
120-1.1.3 Feequency - More frequent									True	True		

Indicator 2: The judicial organisation

(Q42, Q43 and Q44)

Q42.1.1Total number of all courts - legal entities	-	-	-	-	-	-	-	-	29	29	-	0,0%
Q42.1.2 Total number of courts of general jurisdiction - legal entities	-	-	-	-	-	-	-	-	27	27	-	0,0%
Q42.1.3 First instance courts of general jurisdiction - legal entities	24	24	24	24	24	24	24	24	24	24	0,0%	0,0%
Q42.1.4 Second instance courts of general jurisdiction - legal entities	-	-	-	-	-	-	-	-	2	2	-	0,0%

Denmark

(2012-2021) data tables

Question	2012	2013	2014	2015	2016	2017	2018	2019	2020	2021	Variations for quantitative questions	
											2012-2021	2020-2021
Q42.1.5 Highest instance courts of general jurisdiction - legal entities	-	-	-	-	-	-	-	-	1	1	-	0,0%
Q42.1.6 Total number of specialised courts - legal entities	-	-	-	-	-	-	-	-	2	2	-	0,0%
43.1.1 Total number of specialised courts of first instance	2	2	2	2	2	2	2	2	2	2	0,0%	0,0%
43.1.2 Commercial courts (excluded insolvency courts)	1	1	1	1	1	1	1	1	1	1	0,0%	0,0%
43.1.3 Insolvency courts	NAP	NAP	NAP	NAP	1	NAP	1	1	1	1	-	0,0%
43.1.4 Labour courts	NAP	NAP	NAP	NAP	NAP	NAP	NAP	NAP	NAP	NAP	-	-
43.1.5 Family courts	NAP	NAP	NAP	NAP	NAP	NAP	24	NAP	NAP	NAP	-	-
43.1.6 Rent and tenancies courts	NAP	NAP	NAP	NAP	NAP	NAP	NAP	NAP	NAP	NAP	-	-
43.1.7 Enforcement of criminal sanctions courts	NAP	NAP	NAP	NAP	NAP	NAP	NAP	NAP	NAP	NAP	-	-
43.1.8 Fight against terrorism, organised crime and corruption	NAP	NAP	NAP	NAP	NAP	NAP	NAP	NAP	NAP	NAP	-	-
43.1.9 Internet related disputes	NAP	NAP	NAP	NAP	NAP	NAP	NAP	NAP	NAP	NAP	-	-
43.1.10 Administrative courts	NAP	NAP	NAP	NAP	NAP	NAP	NAP	NAP	NAP	NAP	-	-
43.1.11 Insurance and / or social welfare courts	NAP	NAP	NAP	NAP	NAP	NAP	NAP	NAP	NAP	NAP	-	-
43.1.12 Military courts	NAP	NAP	NAP	NAP	NAP	NAP	NAP	NAP	NAP	NAP	-	-
43.1.13 Juvenile courts	-	-	-	-	-	-	-	-	NAP	NAP	-	-
43.1.14 Other specialised courts	1	1	1	1	1	1	1	1	1	1	0,0%	0,0%
43.2.1 Total number of specialised courts of higher instances	-	-	-	-	-	-	-	-	NAP	NAP	-	-
43.2.2 Commercial courts (excluded insolvency courts)	-	-	-	-	-	-	-	-	NAP	NAP	-	-
43.2.3 Insolvency courts	-	-	-	-	-	-	-	-	NAP	NAP	-	-
43.2.4 Labour courts	-	-	-	-	-	-	-	-	NAP	NAP	-	-

Denmark

(2012-2021) data tables

Question	2012	2013	2014	2015	2016	2017	2018	2019	2020	2021	Variations for quantitative questions	
											2012-2021	2020-2021
43.2.5 Family courts	-	-	-	-	-	-	-	-	NAP	NAP	-	-
43.2.6 Rent and tenancies courts	-	-	-	-	-	-	-	-	NAP	NAP	-	-
43.2.7 Enforcement of criminal sanctions courts	-	-	-	-	-	-	-	-	NAP	NAP	-	-
43.2.8 Fight against terrorism, organised crime and corruption	-	-	-	-	-	-	-	-	NAP	NAP	-	-
43.2.9 Internet related disputes	-	-	-	-	-	-	-	-	NAP	NAP	-	-
43.2.10 Administrative courts	-	-	-	-	-	-	-	-	NAP	NAP	-	-
43.2.11 Insurance and / or social welfare courts	-	-	-	-	-	-	-	-	NAP	NAP	-	-
43.2.12 Military courts	-	-	-	-	-	-	-	-	NAP	NAP	-	-
43.2.13 Juvenile courts	-	-	-	-	-	-	-	-	NAP	NAP	-	-
43.2.14 Other specialised courts	-	-	-	-	-	-	-	-	NAP	NAP	-	-
44.1.1 First instance courts geographic locations	-	-	-	-	-	-	-	-	26	26	-	0,0%
44.1.2 All courts geographic locations	29	29	29	29	29	29	29	29	29	29	0,0%	0,0%

Indicator 3: The performance of courts at all stages of the proceedings

First instance other than criminal cases (Q91)

91.1.1 1st inst courts_Pending cases on 1 Jan. Total of other than criminal law cases (1+2+3+4)	143 328	117 611	114 483	116 296	122 137	136 043	144 319	164 281	153 654	137 817	-3,8%	-10,3%
91.1.2 1st inst courts_Pending cases on 1 Jan. Civil (and commercial) litigious cases	26 505	23 845	21 282	20 933	20 790	20 909	20 458	23 273	28 176	26 655	0,6%	-5,4%
91.1.3 1st inst courts_Pending cases on 1 Jan. Non litigious cases (2.1+2.2+2.3)	-	-	64 939	66 789	73 598	87 083	94 887	110 970	94 970	81 027	-	-14,7%
91.1.4 1st inst courts_Pending cases on 1 Jan. General civil (and commercial) non-litigious cases	76 701	56 974	57 523	60 220	66 980	77 671	83 319	87 757	77 017	63 009	-17,9%	-18,2%
91.1.5 1st inst courts_Pending cases on 1 Jan. Registry cases (2.2.1+2.2.2+2.2.3)	-	-	7 416	6 569	6 618	7 012	9 229	20 541	15 105	14 776	-	-2,2%

Denmark

(2012-2021) data tables

Question	2012	2013	2014	2015	2016	2017	2018	2019	2020	2021	Variations for quantitative questions	
											2012-2021	2020-2021
91.1.6 1st inst courts_Pending cases on 1 Jan. Non litigious land registry cases	1 333	2 460	1 680	1 616	971	1 728	3 094	2 223	3 173	2 751	106,4%	-13,3%
91.1.7 1st inst courts_Pending cases on 1 Jan. Non-litigious business registry cases	7 136	6 841	5 736	4 953	5 647	5 284	6 135	18 318	11 932	12 025	68,5%	0,8%
91.1.8 1st inst courts_Pending cases on 1 Jan. Other registry cases	-	-	NAP	NAP	NAP	NAP	NAP	NAP	NAP	NAP	-	-
91.1.9 1st inst courts_Pending cases on 1 Jan. Other non-litigious cases	-	-	NAP	NAP	NAP	2 400	2 339	2 672	2 848	3 242	-	13,8%
91.1.10 1st inst courts_Pending cases on 1 Jan. Administrative law cases	NAP	NAP	NAP	NAP	NAP	NAP	NAP	NA	NAP	NAP	-	-
91.1.11 1st inst courts_Pending cases on 1 Jan. Other cases (e.g. insolvency registry cases)	28 748	27 491	28 262	28 574	27 749	28 051	28 974	30 043	30 508	30 135	4,8%	-1,2%
91.2.1 1st inst courts_Incoming cases_Total of other than criminal law cases (1+2+3+4)	2 628 863	2 316 568	2 288 883	2 592 856	2 232 881	2 286 018	2 277 208	2 869 512	2 774 689	2 708 751	3,0%	-2,4%
91.2.2 1st inst courts_Incoming cases_Civil (and commercial) litigious cases	46 213	43 878	41 717	42 053	41 620	41 329	41 854	48 940	40 928	43 581	-5,7%	6,5%
91.2.3 1st inst courts_Incoming cases_Non litigious cases (2.1+2.2+2.3)	-	-	2 115 501	2 420 680	2 060 019	2 104 528	2 076 446	2 650 449	2 557 380	2 471 484	-	-3,4%
91.2.4 1st inst courts_Incoming cases_General civil (and commercial) non-litigious cases	371 900	370 649	359 920	346 762	352 091	368 012	357 316	359 176	296 786	259 987	-30,1%	-12,4%
91.2.5 1st inst courts_Incoming cases_Registry cases (2.2.1+2.2.2+2.2.3)	-	-	1 755 581	2 073 918	1 707 928	1 732 276	1 714 131	2 285 719	2 255 423	2 206 088	-	-2,2%
91.2.6 1st inst courts_Incoming cases_Non litigious land registry cases	2 071 492	1 762 764	1 744 916	2 061 209	1 689 939	1 713 233	1 689 592	2 267 166	2 238 608	2 188 515	5,6%	-2,2%
91.2.7 1st inst courts_Incoming cases_Non-litigious business registry cases	14 694	13 341	10 665	12 709	17 989	19 043	24 539	18 553	16 815	17 573	19,6%	4,5%
91.2.8 1st inst courts_Incoming cases_Other registry cases	-	-	NAP	NAP	NAP	NAP	NAP	NAP	NAP	NAP	-	-
91.2.9 1st inst courts_Incoming cases_Other non-litigious cases	-	-	NAP	NAP	NAP	4 240	4 999	5 554	5 171	5 409	-	4,6%
91.2.10 1st inst courts_Incoming cases_Administrative law cases	NAP	NAP	NAP	NAP	NAP	NAP	NAP	NA	NAP	NAP	-	-
91.2.11 1st inst courts_Incoming cases_Other cases (e.g. insolvency registry cases)	124 021	125 936	131 665	130 123	131 242	140 161	158 908	170 123	176 381	193 686	56,2%	9,8%
91.3.1 1st inst courts_Resolved cases_Total of other than criminal law cases (1+2+3+4)	2 656 912	2 323 265	2 288 504	2 592 317	2 225 000	2 280 231	2 267 599	2 885 425	2 795 569	2 717 756	2,3%	-2,8%
91.3.2 1st inst courts_Resolved cases_Civil (and commercial) litigious cases	50 361	47 009	42 638	42 867	42 116	42 325	39 768	44 924	45 458	42 543	-15,5%	-6,4%
91.3.3 1st inst courts_Resolved cases_Non litigious cases (2.1+2.2+2.3)	-	-	2 114 440	2 418 335	2 052 009	2 098 695	2 070 226	2 670 673	2 573 426	2 483 238	-	-3,5%

Denmark

(2012-2021) data tables

Question	2012	2013	2014	2015	2016	2017	2018	2019	2020	2021	Variations for quantitative questions	
											2012-2021	2020-2021
91.3.4 1st inst courts_Resolved cases_General civil (and commercial) non-litigious cases	394 750	372 421	357 102	344 907	344 729	365 470	357 728	373 901	312 743	267 842	-32,1%	-14,4%
91.3.5 1st inst courts_Resolved cases_Registry cases (2.2.1+2.2.2+2.2.3)	-	-	1 757 338	2 073 428	1 707 280	1 728 773	1 707 761	2 291 277	2 255 800	2 210 157	-	-2,0%
91.3.6 1st inst courts_Resolved cases_Non litigious land registry cases	2 070 365	1 763 487	1 745 063	2 061 886	1 689 196	1 711 887	1 690 470	2 266 404	2 239 046	2 190 963	5,8%	-2,1%
91.3.7 1st inst courts_Resolved cases_Non-litigious business registry cases	15 366	15 048	12 275	11 542	18 084	16 886	17 291	24 873	16 754	19 194	24,9%	14,6%
91.3.8 1st inst courts_Resolved cases_Other registry cases	-	-	NAP	NAP	NAP	NAP	NAP	NAP	NAP	NAP	-	-
91.3.9 1st inst courts_Resolved cases_Other non-litigious cases	-	-	NAP	NAP	NAP	4 452	4 737	5 495	4 883	5 239	-	7,3%
91.3.10 1st inst courts_Resolved cases_Administrative law cases	NAP	NAP	NAP	NAP	NAP	NAP	NAP	NA	NAP	NAP	-	-
91.3.11 1st inst courts_Resolved cases_Other cases (e.g. insolvency registry cases)	125 486	125 300	131 426	131 115	130 875	139 211	157 605	169 828	176 685	191 975	53,0%	8,7%
91.4.1 1st inst courts_Pending cases on 31 Dec. Total of other than criminal law cases (1+2+3+4)	120 108	114 531	118 484	119 689	129 683	140 504	149 974	148 368	132 774	128 812	7,2%	-3,0%
91.4.2 1st inst courts_Pending cases on 31 Dec. Civil (and commercial) litigious cases	22 804	21 120	20 705	20 458	20 294	19 913	22 544	27 289	23 646	27 693	21,4%	17,1%
91.4.3 1st inst courts_Pending cases on 31 Dec. Non litigious cases (2.1+2.2+2.3)	-	-	69 113	71 458	81 302	91 552	97 182	90 746	78 924	69 273	-	-12,2%
91.4.4 1st inst courts_Pending cases on 31 Dec. General civil (and commercial) non-litigious cases	57 548	57 559	62 626	64 876	74 342	80 213	82 907	73 032	61 060	55 154	-4,2%	-9,7%
91.4.5 1st inst courts_Pending cases on 31 Dec. Registry cases (2.2.1+2.2.2+2.2.3)	-	-	6 487	6 582	6 960	9 151	11 674	14 983	14 728	10 707	-	-27,3%
91.4.6 1st inst courts_Pending cases on 31 Dec. Non litigious land registry cases	2 460	1 737	1 533	939	1 714	3 074	2 216	2 985	2 735	303	-87,7%	-88,9%
91.4.7 1st inst courts_Pending cases on 31 Dec. Non-litigious business registry cases	6 852	5 751	4 954	5 643	5 246	6 077	9 458	11 998	11 993	10 404	51,8%	-13,2%
91.4.8 1st inst courts_Pending cases on 31 Dec. Other registry cases	-	-	NAP	NAP	NAP	NAP	NAP	NAP	NAP	NAP	-	-
91.4.9 1st inst courts_Pending cases on 31 Dec. Other non-litigious cases	-	-	NAP	NAP	NAP	2 188	2 601	2 731	3 136	3 412	-	8,8%
91.4.10 1st inst courts_Pending cases on 31 Dec. Administrative law cases	NAP	NAP	NAP	NAP	NAP	NAP	NAP	NA	NAP	NAP	-	-
91.4.11 1st inst courts_Pending cases on 31 Dec. Other cases (e.g. insolvency registry cases)	27 580	28 364	28 666	27 773	28 087	29 039	30 248	30 333	30 204	31 846	15,5%	5,4%

Denmark

(2012-2021) data tables

Question	2012	2013	2014	2015	2016	2017	2018	2019	2020	2021	Variations for quantitative questions	
											2012-2021	2020-2021
Table 3.2.1.1 to 3.2.1.2 (all years) First instance courts: Clearance rate and disposition time for other than criminal cases (Q91)												
Table 3.3.4 to 3.3.7 Variation of Clearence Rate and Disposition Time of first instance other than criminal cases (Q91)												
Table 3.13.1 (EC) to 3.13.6 (EC) First instance courts: Disposition time and clearance rate for other than criminal cases (Q91)												
CR Total of other than criminal law cases	101,1%	100,3%	100,0%	100,0%	99,6%	99,7%	99,6%	100,6%	100,8%	100,3%	(0,73)	(0,42)
CR Civil (and commercial) litigious cases	109,0%	107,1%	102,2%	101,9%	101,2%	102,4%	95,0%	91,8%	111,1%	97,6%	(11,36)	(13,45)
CR Non litigious cases (2.1+2.2+2.3)	-	-	99,9%	99,9%	99,6%	99,7%	99,7%	100,8%	100,6%	100,5%	-	(0,15)
CR General civil (and commercial) non-litigious cases	106,1%	100,5%	99,2%	99,5%	97,9%	99,3%	100,1%	104,1%	105,4%	103,0%	(3,12)	(2,36)
CR Registry cases (2.2.1+2.2.2+2.2.3)	-	-	100,1%	100,0%	100,0%	99,8%	99,6%	100,2%	100,0%	100,2%	-	0,17
CR Non litigious land registry cases	99,9%	100,0%	100,0%	100,0%	100,0%	99,9%	100,1%	100,0%	100,0%	100,1%	0,17	0,09
CR Non-litigious business registry cases	104,6%	112,8%	115,1%	90,8%	100,5%	88,7%	70,5%	134,1%	99,6%	109,2%	4,65	9,59
CR Other registry cases	-	-	NAP	NAP	NAP	NAP	NAP	NAP	NAP	NAP	-	-
CR Other non-litigious cases	-	-	NAP	NAP	NAP	105,0%	94,8%	98,9%	94,4%	96,9%	-	2,43
CR Administrative law cases	NAP	NAP	NAP	NAP	NAP	NAP	NAP	NA	NAP	NAP	-	-
CR Other cases (e.g. insolvency registry cases)	101,2%	99,5%	99,8%	100,8%	99,7%	99,3%	99,2%	99,8%	100,2%	99,1%	(2,06)	(1,06)
DT Total of other than criminal law cases	17	18	19	17	21	22	24	19	17	17	4,8%	-0,2%
DT Civil (and commercial) litigious cases	165	164	177	174	176	172	207	222	190	238	43,8%	25,1%
DT Non litigious cases (2.1+2.2+2.3)	-	-	12	11	14	16	17	12	11	10	-	-9,0%
DT General civil (and commercial) non-litigious cases	53	56	64	69	79	80	85	71	71	75	41,3%	5,5%
DT Registry cases (2.2.1+2.2.2+2.2.3)	-	-	1	1	1	2	2	2	2	2	-	-25,8%
DT Non litigious land registry cases	0	0	0	0	0	1	0	0	0	0	-88,4%	-88,7%

Denmark

(2012-2021) data tables

Question	2012	2013	2014	2015	2016	2017	2018	2019	2020	2021	Variations for quantitative questions	
											2012-2021	2020-2021
DT Non-litigious business registry cases	163	139	147	178	106	131	200	176	261	198	21,6%	-24,3%
DT Other registry cases	-	-	NAP	NAP	NAP	NAP	NAP	NAP	NAP	NAP	-	-
DT Other non-litigious cases	-	-	NAP	NAP	NAP	179	200	181	234	238	-	1,4%
DT Administrative law cases	NAP	NAP	NAP	NAP	NAP	NAP	NAP	NA	NAP	NAP	-	-
DT Other cases (e.g. insolvency registry cases)	80	83	80	77	78	76	70	65	62	61	-24,5%	-3,0%

First instance courts, number of cases for specific case categories (Q101)												
101.1.1 Pending cases on 1 Jan. _Litigious divorce case	2 257	1 994	1 892	1 816	1 557	1 640	1 534	1 533	1 734	1 967	-12,8%	13,4%
101.1.2 Pending cases on 1 Jan. _Employment dismissal case	NAP	NAP	NA	NA	NA	NA	NA	NA	NA	NA	-	-
101.1.3 Pending cases on 1 Jan. _Insolvency	6 300	5 817	4 952	4 226	4 182	4 406	8 593	9 895	10 184	8 087	28,4%	-20,6%
101.1.3 Pending cases on 1 Jan. _Robbery cases	-	-	-	-	-	-	-	-	NA	NA	-	-
101.1.3 Pending cases on 1 Jan. _Intentional homicide	-	-	-	-	-	-	-	-	NA	NA	-	-
101.2.1 Incoming cases_Litigious divorce case	5 219	5 124	4 852	4 005	4 375	4 124	3 911	4 840	7 239	8 255	58,2%	14,0%
101.2.2 Incoming cases_Employment dismissal case	NAP	NAP	NA	NA	NA	NA	NA	NA	NA	NA	-	-
101.2.3 Incoming cases_Insolvency	8 199	7 291	5 808	5 815	8 499	8 454	9 381	10 504	7 707	9 661	17,8%	25,4%
101.2.3 Incoming cases_Robbery cases	-	-	-	-	-	-	-	-	NA	NA	-	-
101.2.3 Incoming cases_Intentional homicide	-	-	-	-	-	-	-	-	NA	NA	-	-
101.3.1 Resolved cases_Litigious divorce case	5 497	5 237	4 946	4 286	4 314	4 212	3 905	4 637	7 013	7 409	34,8%	5,6%
101.3.2 Resolved cases_Employment dismissal case	NAP	NAP	NA	NA	NA	NA	NA	NA	NA	NA	-	-
101.3.3 Resolved cases_Insolvency	9 024	8 472	7 283	6 399	7 248	7 708	7 438	10 489	9 873	8 678	-3,8%	-12,1%

Denmark

(2012-2021) data tables

Question	2012	2013	2014	2015	2016	2017	2018	2019	2020	2021	Variations for quantitative questions	
											2012-2021	2020-2021
101.3.3 Resolved cases_Robbery cases	-	-	-	-	-	-	-	-	NA	NA	-	-
101.3.3 Resolved cases_Intentional homicide	-	-	-	-	-	-	-	-	NA	NA	-	-
101.4.1 Pending cases on 31 Dec. _Litigious divorce case	2 000	1 890	1 817	1 546	1 618	1 552	1 540	1 736	1 960	2 813	40,7%	43,5%
101.4.2 Pending cases on 31 Dec. _Employment dismissal case	NAP	NAP	NA	NA	NA	NA	NA	NA	NA	NA	-	-
101.4.3 Pending cases on 31 Dec. _Insolvency	5 820	4 958	4 223	4 176	4 377	4 459	10 536	9 910	8 018	9 070	55,8%	13,1%
101.4.3 Pending cases on 31 Dec. _Robbery cases	-	-	-	-	-	-	-	-	NA	NA	-	-
101.4.3 Pending cases on 31 Dec. _Intentional homicide	-	-	-	-	-	-	-	-	NA	NA	-	-

First instance courts: Clearance rate and disposition time for specific case categories (Q101)												
CR Litigious divorce cases	105,3%	102,2%	101,9%	107,0%	98,6%	102,1%	99,8%	95,8%	96,9%	89,8%	(15,58)	(7,13)
CR Employment dismissal cases	NAP	NAP	NA	NA	NA	NA	NA	NA	NA	NA	-	-
CR Insolvency cases	110,1%	116,2%	125,4%	110,0%	85,3%	91,2%	79,3%	99,9%	128,1%	89,8%	(20,24)	(38,28)
DT Litigious divorce cases	133	132	134	132	137	134	144	137	102	139	4,4%	35,8%
DT Employment dismissal cases	NAP	NAP	NA	NA	NA	NA	NA	NA	NA	NA	-	-
DT Insolvency cases	235	214	212	238	220	211	517	345	296	381	62,1%	28,7%

Second instance other than criminal cases (Q97)												
97.1.1 2nd inst courts_Pending cases on 1 Jan. Total of other than criminal law cases (1+2+3+4)			3 306	3 065	2 580	2 137	1 935	2 183	2 466	2 516	-	2,0%
97.1.2 2nd inst courts_Pending cases on 1 Jan. Civil (and commercial) litigious cases			3 306	3 065	2 580	2 137	1 935	2 183	2 466	2 516	-	2,0%
97.1.3 2nd inst courts_Pending cases on 1 Jan. Non litigious cases (2.1+2.2+2.3)			NAP	NAP	NAP	NAP	NAP	NAP	NAP	NAP	-	-

Denmark

(2012-2021) data tables

Question	2012	2013	2014	2015	2016	2017	2018	2019	2020	2021	Variations for quantitative questions	
											2012-2021	2020-2021
97.1.4 2nd inst courts_Pending cases on 1 Jan. General civil (and commercial) non-litigious cases			NAP	NAP	NAP	NAP	NAP	NAP	NAP	NAP	-	-
97.1.5 2nd inst courts_Pending cases on 1 Jan. Registry cases (2.2.1+2.2.2+2.2.3)			NAP	NAP	NAP	NAP	NAP	NAP	NAP	NAP	-	-
97.1.6 2nd inst courts_Pending cases on 1 Jan. Non litigious land registry cases			NAP	NAP	NAP	NAP	NAP	NAP	NAP	NAP	-	-
97.1.7 2nd inst courts_Pending cases on 1 Jan. Non-litigious business registry cases			NAP	NAP	NAP	NAP	NAP	NAP	NAP	NAP	-	-
97.1.8 2nd inst courts_Pending cases on 1 Jan. Other registry cases			NAP	NAP	NAP	NAP	NAP	NAP	NAP	NAP	-	-
97.1.9 2nd inst courts_Pending cases on 1 Jan. Other non-litigious cases			NAP	NAP	NAP	NAP	NAP	NAP	NAP	NAP	-	-
97.1.10 2nd inst courts_Pending cases on 1 Jan. Administrative law cases			NAP	NAP	NAP	NAP	NAP	NAP	NAP	NAP	-	-
97.1.11 2nd inst courts_Pending cases on 1 Jan. Other cases			NAP	NAP	NAP	NAP	NAP	NAP	NAP	NAP	-	-
97.2.1 2nd inst courts_Incoming cases_Total of other than criminal law cases (1+2+3+4)			6 330	5 214	5 075	4 819	4 839	5 022	5 271	4 862	-	-7,8%
97.2.2 2nd inst courts_Incoming cases_Civil (and commercial) litigious cases			6 330	5 214	5 075	4 819	4 839	5 022	5 271	4 862	-	-7,8%
97.2.3 2nd inst courts_Incoming cases_Non litigious cases (2.1+2.2+2.3)			NAP	NAP	NAP	NAP	NAP	NAP	NAP	NAP	-	-
97.2.4 2nd inst courts_Incoming cases_General civil (and commercial) non-litigious cases			NAP	NAP	NAP	NAP	NAP	NAP	NAP	NAP	-	-
97.2.5 2nd inst courts_Incoming cases_Registry cases (2.2.1+2.2.2+2.2.3)			NAP	NAP	NAP	NAP	NAP	NAP	NAP	NAP	-	-
97.2.6 2nd inst courts_Incoming cases_Non litigious land registry cases			NAP	NAP	NAP	NAP	NAP	NAP	NAP	NAP	-	-
97.2.7 2nd inst courts_Incoming cases_Non-litigious business registry cases			NAP	NAP	NAP	NAP	NAP	NAP	NAP	NAP	-	-
97.2.8 2nd inst courts_Incoming cases_Other registry cases			NAP	NAP	NAP	NAP	NAP	NAP	NAP	NAP	-	-
97.2.9 2nd inst courts_Incoming cases_Other non-litigious cases			NAP	NAP	NAP	NAP	NAP	NAP	NAP	NAP	-	-
97.2.10 2nd inst courts_Incoming cases_Administrative law cases			NAP	NAP	NAP	NAP	NAP	NAP	NAP	NAP	-	-
97.2.11 2nd inst courts_Incoming cases_Other cases			NAP	NAP	NAP	NAP	NAP	NAP	NAP	NAP	-	-
97.3.1 2nd inst courts_Resolved cases_Total of other than criminal law cases (1+2+3+4)			6 577	5 690	5 525	5 063	4 636	4 717	5 177	4 978	-	-3,8%

Denmark

(2012-2021) data tables

Question	2012	2013	2014	2015	2016	2017	2018	2019	2020	2021	Variations for quantitative questions	
											2012-2021	2020-2021
97.3.2 2nd inst courts_Resolved cases_Civil (and commercial) litigious cases			6 577	5 690	5 525	5 063	4 636	4 717	5 177	4 978	-	-3,8%
97.3.3 2nd inst courts_Resolved cases_Non litigious cases (2.1+2.2+2.3)			NAP	NAP	NAP	NAP	NAP	NAP	NAP	NAP	-	-
97.3.4 2nd inst courts_Resolved cases_General civil (and commercial) non-litigious cases			NAP	NAP	NAP	NAP	NAP	NAP	NAP	NAP	-	-
97.3.5 2nd inst courts_Resolved cases_Registry cases (2.2.1+2.2.2+2.2.3)			NAP	NAP	NAP	NAP	NAP	NAP	NAP	NAP	-	-
97.3.6 2nd inst courts_Resolved cases_Non litigious land registry cases			NAP	NAP	NAP	NAP	NAP	NAP	NAP	NAP	-	-
97.3.7 2nd inst courts_Resolved cases_Non-litigious business registry cases			NAP	NAP	NAP	NAP	NAP	NAP	NAP	NAP	-	-
97.3.8 2nd inst courts_Resolved cases_Other registry cases			NAP	NAP	NAP	NAP	NAP	NAP	NAP	NAP	-	-
97.3.9 2nd inst courts_Resolved cases_Other non-litigious cases			NAP	NAP	NAP	NAP	NAP	NAP	NAP	NAP	-	-
97.3.10 2nd inst courts_Resolved cases_Administrative law cases			NAP	NAP	NAP	NAP	NAP	NAP	NAP	NAP	-	-
97.3.11 2nd inst courts_Resolved cases_Other cases			NAP	NAP	NAP	NAP	NAP	NAP	NAP	NAP	-	-
97.4.1 2nd inst courts_Pending cases on 31 Dec. Total of other than criminal law cases (1+2+3+4)			3 059	2 589	2 130	1 893	2 138	2 488	2 560	2 400	-	-6,3%
97.4.2 2nd inst courts_Pending cases on 31 Dec. Civil (and commercial) litigious cases			3 059	2 589	2 130	1 893	2 138	2 488	2 560	2 400	-	-6,3%
97.4.3 2nd inst courts_Pending cases on 31 Dec. Non litigious cases (2.1+2.2+2.3)			NAP	NAP	NAP	NAP	NAP	NAP	NAP	NAP	-	-
97.4.4 2nd inst courts_Pending cases on 31 Dec. General civil (and commercial) non-litigious cases			NAP	NAP	NAP	NAP	NAP	NAP	NAP	NAP	-	-
97.4.5 2nd inst courts_Pending cases on 31 Dec. Registry cases (2.2.1+2.2.2+2.2.3)			NAP	NAP	NAP	NAP	NAP	NAP	NAP	NAP	-	-
97.4.6 2nd inst courts_Pending cases on 31 Dec. Non litigious land registry cases			NAP	NAP	NAP	NAP	NAP	NAP	NAP	NAP	-	-
97.4.7 2nd inst courts_Pending cases on 31 Dec. Non-litigious business registry cases			NAP	NAP	NAP	NAP	NAP	NAP	NAP	NAP	-	-
97.4.8 2nd inst courts_Pending cases on 31 Dec. Other registry cases			NAP	NAP	NAP	NAP	NAP	NAP	NAP	NAP	-	-
97.4.9 2nd inst courts_Pending cases on 31 Dec. Other non-litigious cases			NAP	NAP	NAP	NAP	NAP	NAP	NAP	NAP	-	-
97.4.10 2nd inst courts_Pending cases on 31 Dec. Administrative law cases			NAP	NAP	NAP	NAP	NAP	NAP	NAP	NAP	-	-

Denmark

(2012-2021) data tables

Question	2012	2013	2014	2015	2016	2017	2018	2019	2020	2021	Variations for quantitative questions	
											2012-2021	2020-2021
97.4.11 2nd inst courts_Pending cases on 31 Dec. Other cases			NAP	NAP	NAP	NAP	NAP	NAP	NAP	NAP	-	-
97.5.1 2nd inst courts_Pending more than 2 years - Total of other than criminal law cases (1+2+3+4)			-	-	NA	NA	NA	NA	NA	NA	-	-
97.5.2 2nd inst courts_Pending more than 2 years - Civil (and commercial) litigious cases			-	-	NA	NA	NA	NA	NA	NA	-	-
97.5.10 2nd inst courts_Pending more than 2 years - Administrative law cases			-	-	NA	NAP	NA	NA	NAP	NAP	-	-

Clearance rate and disposition time for second instance other than criminal law cases (Q97)												
CR Total of other than criminal law cases			103,9%	109,1%	108,9%	105,1%	95,8%	93,9%	98,2%	102,4%	-	4,17
CR Civil (and commercial) litigious cases			103,9%	109,1%	108,9%	105,1%	95,8%	93,9%	98,2%	102,4%	-	4,17
CR Non litigious cases (2.1+2.2+2.3)			NAP	NAP	NAP	NAP	NAP	NAP	NAP	NAP	-	-
CR General civil (and commercial) non-litigious cases			NAP	NAP	NAP	NAP	NAP	NAP	NAP	NAP	-	-
CR Registry cases (2.2.1+2.2.2+2.2.3)			NAP	NAP	NAP	NAP	NAP	NAP	NAP	NAP	-	-
CR Non litigious land registry cases			NAP	NAP	NAP	NAP	NAP	NAP	NAP	NAP	-	-
CR Non-litigious business registry cases			NAP	NAP	NAP	NAP	NAP	NAP	NAP	NAP	-	-
CR Other registry cases			NAP	NAP	NAP	NAP	NAP	NAP	NAP	NAP	-	-
CR Other non-litigious cases			NAP	NAP	NAP	NAP	NAP	NAP	NAP	NAP	-	-
CR Administrative law cases			NAP	NAP	NAP	NAP	NAP	NAP	NAP	NAP	-	-
CR Other cases (e.g. insolvency registry cases)			NAP	NAP	NAP	NAP	NAP	NAP	NAP	NAP	-	-
DT Total of other than criminal law cases			170	166	141	136	168	193	180	176	-	-2,5%
DT Civil (and commercial) litigious cases			170	166	141	136	168	193	180	176	-	-2,5%
DT Non litigious cases (2.1+2.2+2.3)			NAP	NAP	NAP	NAP	NAP	NAP	NAP	NAP	-	-

Denmark

(2012-2021) data tables

Question	2012	2013	2014	2015	2016	2017	2018	2019	2020	2021	Variations for quantitative questions	
											2012-2021	2020-2021
DT General civil (and commercial) non-litigious cases			NAP	NAP	NAP	NAP	NAP	NAP	NAP	NAP	-	-
DT Registry cases (2.2.1+2.2.2+2.2.3)			NAP	NAP	NAP	NAP	NAP	NAP	NAP	NAP	-	-
DT Non litigious land registry cases			NAP	NAP	NAP	NAP	NAP	NAP	NAP	NAP	-	-
DT Non-litigious business registry cases			NAP	NAP	NAP	NAP	NAP	NAP	NAP	NAP	-	-
DT Other registry cases			NAP	NAP	NAP	NAP	NAP	NAP	NAP	NAP	-	-
DT Other non-litigious cases			NAP	NAP	NAP	NAP	NAP	NAP	NAP	NAP	-	-
DT Administrative law cases			NAP	NAP	NAP	NAP	NAP	NAP	NAP	NAP	-	-
DT Other cases (e.g. insolvency registry cases)			NAP	NAP	NAP	NAP	NAP	NAP	NAP	NAP	-	-
Supreme courts' other than criminal law cases (Q99)												
99.1.1 High inst courts_Pending cases on 1 Jan. Total of other than criminal law cases (1+2+3+4)			222	159	114	131	100	133	156	146	-	-6,4%
99.1.2 High inst courts_Pending cases on 1 Jan. Civil (and commercial) litigious cases			222	159	114	131	100	133	156	146	-	-6,4%
99.1.3 High inst courts_Pending cases on 1 Jan. Non litigious cases (2.1+2.2+2.3)			NAP	NAP	NAP	NAP	NAP	NAP	NAP	NAP	-	-
99.1.4 High inst courts_Pending cases on 1 Jan. General civil (and commercial) non-litigious cases			NAP	NAP	NAP	NAP	NAP	NAP	NAP	NAP	-	-
99.1.5 High inst courts_Pending cases on 1 Jan. Registry cases (2.2.1+2.2.2+2.2.3)			NAP	NAP	NAP	NAP	NAP	NAP	NAP	NAP	-	-
99.1.6 High inst courts_Pending cases on 1 Jan. Non litigious land registry cases			NAP	NAP	NAP	NAP	NAP	NAP	NAP	NAP	-	-
99.1.7 High inst courts_Pending cases on 1 Jan. Non-litigious business registry cases			NAP	NAP	NAP	NAP	NAP	NAP	NAP	NAP	-	-
99.1.8 High inst courts_Pending cases on 1 Jan. Other registry cases			NAP	NAP	NAP	NAP	NAP	NAP	NAP	NAP	-	-
99.1.9 High inst courts_Pending cases on 1 Jan. Other non-litigious cases			NAP	NAP	NAP	NAP	NAP	NAP	NAP	NAP	-	-
99.1.10 High inst courts_Pending cases on 1 Jan. Administrative law cases			NAP	NAP	NAP	NAP	NAP	NAP	NAP	NAP	-	-

Denmark

(2012-2021) data tables

Question	2012	2013	2014	2015	2016	2017	2018	2019	2020	2021	Variations for quantitative questions	
											2012-2021	2020-2021
99.1.11 High inst courts_Pending cases on 1 Jan. Other cases (e.g. insolvency registry cases)			NAP	NAP	NAP	NAP	NAP	NAP	NAP	NAP	-	-
99.2.1 High inst courts_Incoming cases_Total of other than criminal law cases (1+2+3+4)			223	230	248	215	257	302	197	242	-	22,8%
99.2.2 High inst courts_Incoming cases_Civil (and commercial) litigious cases			223	230	248	215	257	302	197	242	-	22,8%
99.2.3 High inst courts_Incoming cases_Non litigious cases (2.1+2.2+2.3)			NAP	NAP	NAP	NAP	NAP	NAP	NAP	NAP	-	-
99.2.4 High inst courts_Incoming cases_General civil (and commercial) non-litigious cases			NAP	NAP	NAP	NAP	NAP	NAP	NAP	NAP	-	-
99.2.5 High inst courts_Incoming cases_Registry cases (2.2.1+2.2.2+2.2.3)			NAP	NAP	NAP	NAP	NAP	NAP	NAP	NAP	-	-
99.2.6 High inst courts_Incoming cases_Non litigious land registry cases			NAP	NAP	NAP	NAP	NAP	NAP	NAP	NAP	-	-
99.2.7 High inst courts_Incoming cases_Non-litigious business registry cases			NAP	NAP	NAP	NAP	NAP	NAP	NAP	NAP	-	-
99.2.8 High inst courts_Incoming cases_Other registry cases			NAP	NAP	NAP	NAP	NAP	NAP	NAP	NAP	-	-
99.2.9 High inst courts_Incoming cases_Other non-litigious cases			NAP	NAP	NAP	NAP	NAP	NAP	NAP	NAP	-	-
99.2.10 High inst courts_Incoming cases_Administrative law cases			NAP	NAP	NAP	NAP	NAP	NAP	NAP	NAP	-	-
99.2.11 High inst courts_Incoming cases_Other cases (e.g. insolvency registry cases)			NAP	NAP	NAP	NAP	NAP	NAP	NAP	NAP	-	-
99.3.1 High inst courts_Resolved cases_Total of other than criminal law cases (1+2+3+4)			295	275	231	236	236	272	207	231	-	11,6%
99.3.2 High inst courts_Resolved cases_Civil (and commercial) litigious cases			295	275	231	236	236	272	207	231	-	11,6%
99.3.3 High inst courts_Resolved cases_Non litigious cases (2.1+2.2+2.3)			NAP	NAP	NAP	NAP	NAP	NAP	NAP	NAP	-	-
99.3.4 High inst courts_Resolved cases_General civil (and commercial) non-litigious cases			NAP	NAP	NAP	NAP	NAP	NAP	NAP	NAP	-	-
99.3.5 High inst courts_Resolved cases_Registry cases (2.2.1+2.2.2+2.2.3)			NAP	NAP	NAP	NAP	NAP	NAP	NAP	NAP	-	-
99.3.6 High inst courts_Resolved cases_Non litigious land registry cases			NAP	NAP	NAP	NAP	NAP	NAP	NAP	NAP	-	-
99.3.7 High inst courts_Resolved cases_Non-litigious business registry cases			NAP	NAP	NAP	NAP	NAP	NAP	NAP	NAP	-	-
99.3.8 High inst courts_Resolved cases_Other registry cases			NAP	NAP	NAP	NAP	NAP	NAP	NAP	NAP	-	-

Denmark

(2012-2021) data tables

Question	2012	2013	2014	2015	2016	2017	2018	2019	2020	2021	Variations for quantitative questions	
											2012-2021	2020-2021
99.3.9 High inst courts_Resolved cases_Other non-litigious cases			NAP	NAP	NAP	NAP	NAP	NAP	NAP	NAP	-	-
99.3.10 High inst courts_Resolved cases_Administrative law cases			NAP	NAP	NAP	NAP	NAP	NAP	NAP	NAP	-	-
99.3.11 High inst courts_Resolved cases_Other cases (e.g. insolvency registry cases)			NAP	NAP	NAP	NAP	NAP	NAP	NAP	NAP	-	-
99.4.1 High inst courts_Pending cases on 31 Dec. Total of other than criminal law cases (1+2+3+4)			151	114	131	110	121	163	146	157	-	7,5%
99.4.2 High inst courts_Pending cases on 31 Dec. Civil (and commercial) litigious cases			151	114	131	110	121	163	146	157	-	7,5%
99.4.3 High inst courts_Pending cases on 31 Dec. Non litigious cases (2.1+2.2+2.3)			NAP	NAP	NAP	NAP	NAP	NAP	NAP	NAP	-	-
99.4.4 High inst courts_Pending cases on 31 Dec. General civil (and commercial) non-litigious cases			NAP	NAP	NAP	NAP	NAP	NAP	NAP	NAP	-	-
99.4.5 High inst courts_Pending cases on 31 Dec. Registry cases (2.2.1+2.2.2+2.2.3)			NAP	NAP	NAP	NAP	NAP	NAP	NAP	NAP	-	-
99.4.6 High inst courts_Pending cases on 31 Dec. Non litigious land registry cases			NAP	NAP	NAP	NAP	NAP	NAP	NAP	NAP	-	-
99.4.7 High inst courts_Pending cases on 31 Dec. Non-litigious business registry cases			NAP	NAP	NAP	NAP	NAP	NAP	NAP	NAP	-	-
99.4.8 High inst courts_Pending cases on 31 Dec. Other registry cases			NAP	NAP	NAP	NAP	NAP	NAP	NAP	NAP	-	-
99.4.9 High inst courts_Pending cases on 31 Dec. Other non-litigious cases			NAP	NAP	NAP	NAP	NAP	NAP	NAP	NAP	-	-
99.4.10 High inst courts_Pending cases on 31 Dec. Administrative law cases			NAP	NAP	NAP	NAP	NAP	NAP	NAP	NAP	-	-
99.4.11 High inst courts_Pending cases on 31 Dec. Other cases (e.g. insolvency registry cases)			NAP	NAP	NAP	NAP	NAP	NAP	NAP	NAP	-	-
99.5.1 High inst courts_Pending more than 2 years - Total of other than criminal law cases (1+2+3+4)			-	-	NA	NA	NA	NA	NA	NA	-	-
99.5.2 High inst courts_Pending more than 2 years - Civil (and commercial) litigious cases			-	-	NA	NA	NA	NA	NA	NA	-	-
99.5.10 High inst courts_Pending more than 2 years - Administrative law cases			-	-	NA	NAP	NA	NA	NA	NA	-	-
Clearance rate and disposition time for Supreme courts' other than criminal law cases (Q97)												
CR Total of other than criminal law cases			132,3%	119,6%	93,1%	109,8%	91,8%	90,1%	105,1%	95,5%	-	(9,62)
CR Civil (and commercial) litigious cases			132,3%	119,6%	93,1%	109,8%	91,8%	90,1%	105,1%	95,5%	-	(9,62)

Denmark

(2012-2021) data tables

Question	2012	2013	2014	2015	2016	2017	2018	2019	2020	2021	Variations for quantitative questions	
											2012-2021	2020-2021
CR Non litigious cases (2.1+2.2+2.3)			NAP	NAP	NAP	NAP	NAP	NAP	NAP	NAP	-	-
CR General civil (and commercial) non-litigious cases			NAP	NAP	NAP	NAP	NAP	NAP	NAP	NAP	-	-
CR Registry cases (2.2.1+2.2.2+2.2.3)			NAP	NAP	NAP	NAP	NAP	NAP	NAP	NAP	-	-
CR Non litigious land registry cases			NAP	NAP	NAP	NAP	NAP	NAP	NAP	NAP	-	-
CR Non-litigious business registry cases			NAP	NAP	NAP	NAP	NAP	NAP	NAP	NAP	-	-
CR Other registry cases			NAP	NAP	NAP	NAP	NAP	NAP	NAP	NAP	-	-
CR Other non-litigious cases			NAP	NAP	NAP	NAP	NAP	NAP	NAP	NAP	-	-
CR Administrative law cases			NAP	NAP	NAP	NAP	NAP	NAP	NAP	NAP	-	-
CR Other cases (e.g. insolvency registry cases)			NAP	NAP	NAP	NAP	NAP	NAP	NAP	NAP	-	-
DT Total of other than criminal law cases			187	151	207	170	187	219	257	248	-	-3,6%
DT Civil (and commercial) litigious cases			187	151	207	170	187	219	257	248	-	-3,6%
DT Non litigious cases (2.1+2.2+2.3)			NAP	NAP	NAP	NAP	NAP	NAP	NAP	NAP	-	-
DT General civil (and commercial) non-litigious cases			NAP	NAP	NAP	NAP	NAP	NAP	NAP	NAP	-	-
DT Registry cases (2.2.1+2.2.2+2.2.3)			NAP	NAP	NAP	NAP	NAP	NAP	NAP	NAP	-	-
DT Non litigious land registry cases			NAP	NAP	NAP	NAP	NAP	NAP	NAP	NAP	-	-
DT Non-litigious business registry cases			NAP	NAP	NAP	NAP	NAP	NAP	NAP	NAP	-	-
DT Other registry cases			NAP	NAP	NAP	NAP	NAP	NAP	NAP	NAP	-	-
DT Other non-litigious cases			NAP	NAP	NAP	NAP	NAP	NAP	NAP	NAP	-	-
DT Administrative law cases			NAP	NAP	NAP	NAP	NAP	NAP	NAP	NAP	-	-
DT Other cases (e.g. insolvency registry cases)			NAP	NAP	NAP	NAP	NAP	NAP	NAP	NAP	-	-

Denmark

(2012-2021) data tables

Question	2012	2013	2014	2015	2016	2017	2018	2019	2020	2021	Variations for quantitative questions		
											2012-2021	2020-2021	
First instance criminal law cases (Q94)													
094.1.1 Total - pending 1 Jan									19 143	26 760	-	39,8%	
094.1.2 Severe cases - pending 1 Jan									9 781	13 932	-	42,4%	
094.1.3 Misdemeanour cases - pending 1 Jan									9 362	12 828	-	37,0%	
094.1.4 Other - pending 1 Jan									NAP	NAP	-	-	
094.2.1 Total -incoming									162 899	139 350	-	-14,5%	
094.2.2 Severe cases - incoming									26 889	22 314	-	-17,0%	
094.2.3 Misdemeanour cases - incoming									136 010	117 036	-	-14,0%	
094.2.4 Other - incoming									NAP	NAP	-	-	
094.3.1 Total - resolved									155 064	134 781	-	-13,1%	
094.3.2 Severe cases -resolved									22 648	21 651	-	-4,4%	
094.3.3 Misdemeanour cases - resolved									132 416	113 130	-	-14,6%	
094.3.4 Other - resolved									NAP	NAP	-	-	
094.4.1 Total - pending 31 Dec									26 978	31 329	-	16,1%	
094.4.2 Severe cases - pending 31 Dec									14 022	14 595	-	4,1%	
094.4.3 Misdemeanour cases - pending 31 Dec									12 956	16 734	-	29,2%	
094.4.4 Other - pending 31 Dec									NAP	NAP	-	-	
094.5.1 Total - pending more then 2 years									NA	NA	-	-	
094.5.2 Severe cases - pending more then 2 years									NA	NA	-	-	

Denmark

(2012-2021) data tables

Question	2012	2013	2014	2015	2016	2017	2018	2019	2020	2021	Variations for quantitative questions	
											2012-2021	2020-2021
094.5.3 Misdemeanour cases - pending more then 2 years									NA	NA	-	-
094.5.4 Other - pending more then 2 years									NA	NA	-	-
Clearance rate and disposition time for first instance criminal law cases (Q94)												
CR of Total									95,2%	96,7%	-	1,5
CR of Severe cases									84,2%	97,0%	-	12,8
CR of Misdemeanour cases									97,4%	96,7%	-	(0,7)
CR of Other									NAP	NAP	-	-
DT of Total									64	85	-	33,6%
DT of Severe cases									226	246	-	8,9%
DT of Misdemeanour cases									36	54	-	51,2%
DT of Other									NAP	NAP	-	-
Second instance criminal law cases (Q98)												
098.1.1 Total - pending 1 Jan									2 114	2 251	-	6,5%
098.1.2 Severe cases - pending 1 Jan									2 114	2 251	-	6,5%
098.1.3 Misdemeanour cases - pending 1 Jan									NAP	NAP	-	-
098.1.4 Other - pending 1 Jan									NAP	NAP	-	-
098.2.1 Total -incoming									6 000	6 175	-	2,9%
098.2.2 Severe cases - incoming									6 000	6 175	-	2,9%
098.2.3 Misdemeanour cases - incoming									NAP	NAP	-	-

Denmark

(2012-2021) data tables

Question	2012	2013	2014	2015	2016	2017	2018	2019	2020	2021	Variations for quantitative questions	
											2012-2021	2020-2021
098.2.4 Other - incoming									NAP	NAP	-	-
098.3.1 Total - resolved									5 857	6 055	-	3,4%
098.3.2 Severe cases -resolved									5 857	6 055	-	3,4%
098.3.3 Misdemeanour cases - resolved									NAP	NAP	-	-
098.3.4 Other - resolved									NAP	NAP	-	-
098.4.1 Total - pending 31 Dec									2 257	2 371	-	5,1%
098.4.2 Severe cases - pending 31 Dec									2 257	2 371	-	5,1%
098.4.3 Misdemeanour cases - pending 31 Dec									NAP	NAP	-	-
098.4.4 Other - pending 31 Dec									NAP	NAP	-	-
098.5.1 Total - pending more then 2 years									NA	NA	-	-
098.5.2 Severe cases - pending more then 2 years									NA	NA	-	-
098.5.3 Misdemeanour cases - pending more then 2 years									NAP	NAP	-	-
098.5.4 Other - pending more then 2 years									NAP	NAP	-	-
Clearance rate and disposition time for second instance criminal law cases (Q98)												
CR of Total									97,6%	98,1%	-	0,45
CR o2 Severe cases									97,6%	98,1%	-	0,45
CR of Misdemeanour cases									NAP	NAP	-	-
CR of Other									NAP	NAP	-	-
DT of Total									141	143	-	1,6%

Denmark

(2012-2021) data tables

Question	2012	2013	2014	2015	2016	2017	2018	2019	2020	2021	Variations for quantitative questions	
											2012-2021	2020-2021
DT of Severe cases									141	143	-	1,6%
DT of Misdemeanour cases									NAP	NAP	-	-
DT of Other									NAP	NAP	-	-
Supreme courts' criminal law cases (Q100)												
100.1.1 Total - pending 1 Jan									35	33	-	-5,7%
100.1.2 Severe cases - pending 1 Jan									35	33	-	-5,7%
100.1.3 Misdemeanour cases - pending 1 Jan									NAP	NAP	-	-
100.1.4 Other - pending 1 Jan									NAP	NAP	-	-
100.2.1 Total -incoming									60	49	-	-18,3%
100.2.2 Severe cases - incoming									60	49	-	-18,3%
100.2.3 Misdemeanour cases - incoming									NAP	NAP	-	-
100.2.4 Other - incoming									NAP	NAP	-	-
100.3.1 Total - resolved									62	54	-	-12,9%
100.3.2 Severe cases -resolved									62	54	-	-12,9%
100.3.3 Misdemeanour cases - resolved									NAP	NAP	-	-
100.3.4 Other - resolved									NAP	NAP	-	-
100.4.1 Total - pending 31 Dec									33	28	-	-15,2%
100.4.2 Severe cases - pending 31 Dec									33	28	-	-15,2%
100.4.3 Misdemeanour cases - pending 31 Dec									NAP	NAP	-	-

Denmark

(2012-2021) data tables

Question	2012	2013	2014	2015	2016	2017	2018	2019	2020	2021	Variations for quantitative questions	
											2012-2021	2020-2021
100.4.4 Other - pending 31 Dec									NAP	NAP	-	-
100.5.1 Total - pending more then 2 years									NA	NA	-	-
100.5.2 Severe cases - pending more then 2 years									NA	NA	-	-
100.5.3 Misdemeanour cases - pending more then 2 years									NA	NA	-	-
100.5.4 Other - pending more then 2 years									NA	NA	-	-
Clearance rate and disposition time for supreme courts' criminal law cases (Q100)												
CR of Total									103,3%	110,2%	-	6,87
CR of Severe cases									103,3%	110,2%	-	6,87
CR of Misdemeanour cases									NAP	NAP	-	-
CR of Other									NAP	NAP	-	-
DT of Total									194	189	-	-2,6%
DT of Severe cases									194	189	-	-2,6%
DT of Misdemeanour cases									NAP	NAP	-	-
DT of Other									NAP	NAP	-	-
Indicator 4: Public prosecution services												
(Q107, Q107-1, Q109)												
1. Pending cases on 1 Jan. ref. year									60 656	61 014	-	0,6%
2. Incoming/received cases									223 459	194 540	-	-12,9%
3. Processed cases (3.1 + 3.2 + 3.3 + 3.4)									420 204	411 362	-	-2,1%

Denmark

(2012-2021) data tables

Question	2012	2013	2014	2015	2016	2017	2018	2019	2020	2021	Variations for quantitative questions	
											2012-2021	2020-2021
3.1. Discontinued during the reference year (3.1.1+3.1.2+3.1.3+3.1.4.)									207 165	208 106	-	0,5%
3.1.1 Discontinued by the public prosecutor because the offender could not be identified									NA	NA	-	-
3.1.2 Discontinued by the public prosecutor due to the lack of an established offence or a specific legal situation									NA	NA	-	-
3.1.3 Discontinued by the public prosecutor for reasons of opportunity									769	3 875	-	403,9%
3.1.4 Discontinued for other reasons									NA	NA	-	-
3.2. Concluded by a penalty or a measure imposed or negotiated by the public prosecutor									47 560	50 243	-	5,6%
3.3. Cases closed by the public prosecutor for other reasons									NAP	NAP	-	-
3.4. Cases brought to court									165 479	153 013	-	-7,5%
4. Pending cases on 31 Dec. ref. year									61 014	52 163	-	-14,5%
Public prosecution: Ratio of processed cases with incoming cases									1,88	1,84	-	-2,1%
Public prosecution: Ratio of pending cases with incoming cases									0,27	0,23	-	-14,5%
Number of cases concluded with the guilty plea procedure - Total									28 468	20 941	-	-26,4%
Number of cases concluded with the guilty plea procedure - Total - Severe criminal cases									NAP	NAP	-	-
Number of cases concluded with the guilty plea procedure - Total - Misdemeanour and / or minor criminal cases									NAP	NAP	-	-
Number of cases concluded with the guilty plea procedure - Before the main trial - Total									NAP	20 941	-	-
Number of cases concluded with the guilty plea procedure - Before the main trial - Severe criminal cases									NAP	NAP	-	-

Denmark

(2012-2021) data tables

Question	2012	2013	2014	2015	2016	2017	2018	2019	2020	2021	Variations for quantitative questions	
											2012-2021	2020-2021
Number of cases concluded with the guilty plea procedure - Before the main trial - Misdemeanour and / or minor criminal cases									NAP	NAP	-	-
Number of cases concluded with the guilty plea procedure - During the main trial - Total									28 468	NAP	-	-
Number of cases concluded with the guilty plea procedure - During the main trial - Severe criminal cases									NAP	NAP	-	-
Number of cases concluded with the guilty plea procedure - During the main trial - Misdemeanour and / or minor criminal cases									NAP	NAP	-	-
Budget of public prosecution services (Q13)												
Total approved annual public budget allocated to the public prosecution services in €	94 400 000	94 400 000	97 116 986	99 140 896	99 406 787	110 570 966	93 961 349	111 398 062	121 432 125	134 145 358	42,1%	10,47%
Total implemented annual public budget allocated to the public prosecution services in €	-	-	115 870 009	101 749 306	110 435 917	108 228 822	112 402 737	120 724 723	133 276 866	142 722 702	-	7,09%
Approved annual public budget allocated to training of public prosecution services in € (included in the total)	-	-	-	-	-	-	NA	NA	NA	NA	-	-
Implemented annual public budget allocated to training of public prosecution services in € (included in the total)	-	-	-	-	-	-	NA	NA	NA	NA	-	-

Indicator 5: Access to justice												
Legal aid												
(Q16, Q18, Q19, Q20, Q20-1)												
16.1.1 Legal aid applies to representation in court (criminal cases)	Yes	-	Yes	Yes	True	True	True	True	True	True	True	
16.1.2 Legal aid applies to legal advice (criminal cases)	Yes	-	Yes	Yes	True	True	True	True	True	True	True	

Denmark

(2012-2021) data tables

Question	2012	2013	2014	2015	2016	2017	2018	2019	2020	2021	Variations for quantitative questions	
											2012-2021	2020-2021
16.2.1 Legal aid applies to representation in court (other than criminal cases)	Yes	-	Yes	Yes	True	True	True	True	True	True		
16.2.2 Legal aid applies to legal advice (other than criminal cases)	Yes	-	Yes	Yes	True	True	True	True	True	True		
18.1.1 Legal aid for the enforcement of judicial decisions					True	True	True	True	True	True		
19.1.1 Legal aid granted for other costs - criminal cases									True	True		
19.1.2 Legal aid granted for other costs - other than criminal cases									True	True		
020.1.1 Total									3 694	NA	-	-
020.1.2 Total - criminal cases									NAP	NAP	-	-
020.1.3 Total - other than criminal cases									NAP	NAP	-	-
020.2.1 Total brought to court									NAP	4 098	-	-
020.2.2 Brought to court - criminal cases									NAP	NAP	-	-
020.2.3 Brought to court - other then criminal									NAP	NAP	-	-
020.3.1 Total not brought to court									NAP	NAP	-	-
020.3.2 Not brought to court - criminal cases									NAP	NAP	-	-
020.3.3 Not brought to court - other then criminal									NAP	NAP	-	-
020-1.1.1 Maximum duration prescribed in law/regulation									NA	NA	-	-
020-1.1.2 Average duration									NA	NA	-	-
System for compensating users												
(Q37)												
037.1.1 Requests for compensation - Total									NA	3 400	-	-
037.1.2 Requests for compensation - Excessive length of proceedings									93	NA	-	-

Denmark

(2012-2021) data tables

Question	2012	2013	2014	2015	2016	2017	2018	2019	2020	2021	Variations for quantitative questions	
											2012-2021	2020-2021
037.1.3 Requests for compensation - Non-execution of court decisions									NA	NA	-	-
037.1.4 Requests for compensation - Wrongful arrest									125	259	-	107,2%
037.1.5 Requests for compensation - Wrongful conviction									27	80	-	196,3%
037.1.6 Requests for compensation - Other									2 193	3 061	-	39,6%
037.2.1 Condemnations - Total									NA	1 499	-	-
037.2.2 Condemnations - Excessive length of proceedings									17	NA	-	-
037.2.3 Condemnations - Non-execution of court decisions									NA	NA	-	-
037.2.4 Condemnations - Wrongful arrest									82	140	-	70,7%
037.2.5 Condemnations - Wrongful conviction									25	31	-	24,0%
037.2.6 Condemnations - Other									1 286	1 328	-	3,3%
037.3.1 Amount - Total									NA	2 742 529 €	-	-
037.3.2 Amount - Excessive length of proceedings									25 673 €	NA	-	-
037.3.3 Amount - Non-execution of court decisions									NA	NA	-	-
037.3.4 Amount - Wrongful arrest									89 833 €	81 005 €	-	-9,8%
037.3.5 Amount - Wrongful conviction									28 317 €	47 969 €	-	69,4%
037.3.6 Amount - Other									2 600 362 €	2 613 555 €	-	0,5%

Indicator 6: The ICT tools of courts and for court users												
(Q62-7, Q62-7-1, Q62-8, Q62-8-1, Q63-6, Q63-7, Q63-7-1)												
62-7 Writing assistance tools coordinated at national level							True	True	True	True		

Denmark

(2012-2021) data tables

Question	2012	2013	2014	2015	2016	2017	2018	2019	2020	2021	Variations for quantitative questions	
											2012-2021	2020-2021
62-7-1.1 Deployment rate in civil matter							100%	50-99%	50-99%	100%		
62-7-1.2 Deployment rate in criminal matter							50-99%	50-99%	50-99%	50-99%		
62-7-1.3 Deployment rate in administrative matter							50-99%	50-99%	50-99%	50-99%		
62-8 Voice recording tools							True	True	True	True		
62-8-1.1.1 Availability of simple dictation tools in civil matter							in all courts	in all courts	in all courts			
62-8-1.1.2 Availability of simple dictation tools in criminal matter							in all courts	in all courts	in all courts			
62-8-1.1.3 Availability of simple dictation tools in administrative matter							NA	in all courts	in all courts			
62-8-1.2.1 Availability of multiple speakers recording tools in civil matter							in all courts	in all courts	in all courts	in all courts		
62-8-1.2.2 Availability of multiple speakers recording tools in criminal matter							in all courts	in all courts	in all courts	in all courts		
62-8-1.2.3 Availability of multiple speakers recording tools in administrative matter							NA	in all courts	in all courts	in all courts		
62-8-1.3.1 Availability of voice recognition in civil matter							No	Pilot testing	Pilot testing	Yes		
62-8-1.3.2 Availability of voice recognition in criminal matter							No	Pilot testing	Pilot testing	Yes		
62-8-1.3.3 Availability of voice recognition in administrative matter							No	Pilot testing	Pilot testing	Yes		
063-6.1.1 Budgetary and financial management of courts (deployment rate)						-	1-9%	50-99%	1-9%	1-9%		
063-6.1.2 Justice expenses management (deployment rate)						-	1-9%	50-99%	1-9%	1-9%		
063-6.1.3 Other financial management tools (deployment rate)						-	NA	0% (NAP)	NA	NA		
063-6.2.1 Budgetary and financial management of courts (Data consolidated at national level)						-	True	True	True	True		
063-6.2.2 Justice expenses management (Data consolidated at national level)						-	True	True	True	True		
063-6.2.3 Other financial management tools (Data consolidated at national level)						-	False	NAP	False	False		
063-6.3.1 Budgetary and financial management of courts (System communicating with other ministries)						-	False	False	False	False		

Denmark

(2012-2021) data tables

Question	2012	2013	2014	2015	2016	2017	2018	2019	2020	2021	Variations for quantitative questions	
											2012-2021	2020-2021
063-6.3.2 Justice expenses management (System communicating with other ministries)						-	True	True	True	True		
063-6.3.3 Other financial management tools (System communicating with other ministries)						-	False	NAP	False	False		
63-7.1 Measurement tools to assess the workload							True	True	True	True		
63-7-1.1.1 Deployment rate - workload of judges							10-49%	10-49%	10-49%	10-49%		
63-7-1.1.2 Deployment rate - workload of prosecutors							10-49%	10-49%	50-99%	50-99%		
63-7-1.1.3 Deployment rate - workload of non-judge and non-prosecutor staff							10-49%	10-49%	10-49%	10-49%		
63-7-1.2.1 Monitoring on national level - judges							False	False	False	False		
63-7-1.2.2 Monitoring on national level - prosecutors							False	False	True	True		
63-7-1.2.2 Monitoring on national level - non-judge and non-prosecutor staff							True	True	False	False		
63-7-1.3.1 Monitoring on court level - judges							NA	False	False	False		
63-7-1.3.2 Monitoring on court level - prosecutors							NA	False	False	False		
63-7-1.3.3 Monitoring on court level - non-judge and non-prosecutor staff							NA	True	True	True		

Indicator 7: Professionals of justice												
(Q46, Q46-2, Q52, Q52-1, Q55, Q60, Q4, Q132, Q133, Q144, Q145, Q146)												
46.1.1 Total Number of professional judges	372	355	377	374	372	377	375	375	388	388	4,3%	0,0%
46.1.2 Number of 1st inst professional judges	259	236	261	260	254	254	258	252	264	258	-0,4%	-2,3%
46.1.3 Number of 2nd inst professional judges	94	101	97	95	99	105	99	105	106	112	19,1%	5,7%
46.1.4 Number of Supreme court professional judges	19	18	19	19	19	18	18	18	18	18	-5,3%	0,0%
46.2.1 Number of professional judges_males	183	176	NA	NA	183	184	177	188	177	184	0,5%	4,0%

Denmark

(2012-2021) data tables

Question	2012	2013	2014	2015	2016	2017	2018	2019	2020	2021	Variations for quantitative questions	
											2012-2021	2020-2021
46.2.2 Number of 1st instance professional judges_males	111	101	NA	NA	113	110	110	112	107	108	-2,7%	0,9%
46.2.3 Number of 2nd instance professional judges_males	59	62	58	NA	57	61	54	62	57	62	5,1%	8,8%
46.2.4 Number of Supreme court professional judges_males	14	13	14	14	13	13	13	14	13	14	0,0%	7,7%
46.3.1 Number of professional judges_females	189	179	NA	NA	189	193	198	187	211	204	7,9%	-3,3%
46.3.2 Number of 1st inst professional judges_females	148	135	NA	NA	141	144	148	140	157	150	1,4%	-4,5%
46.3.3 Number of 2nd inst professional judges_females	35	39	39	NA	42	44	45	43	49	50	42,9%	2,0%
46.3.4 Number of Supreme court professional judges_females	5	5	5	5	6	5	5	4	5	4	-20,0%	-20,0%
046-2.1.1 Number of professional judges (FTE) - Total	-	-	-	-	-	-	-	-	388	388	-	0,0%
046-2.1.2 Professional judges of first instance (FTE) - Total	-	-	-	-	-	-	-	-	264	258	-	-2,3%
046-2.1.3 Professional judges of second instance (FTE) - Total	-	-	-	-	-	-	-	-	106	112	-	5,7%
046-2.1.4 Professional judges of supreme court (FTE) - Total	-	-	-	-	-	-	-	-	18	18	-	0,0%
046-2.2.1 Number of professional judges (FTE) - Civil and commercial	-	-	-	-	-	-	-	-	NA	NA	-	-
046-2.2.2 Professional judges of first instance (FTE) - Civil and commercial	-	-	-	-	-	-	-	-	NA	NA	-	-
046-2.2.3 Professional judges of second instance (FTE) - Civil and commercial	-	-	-	-	-	-	-	-	NA	NA	-	-
046-2.2.4 Professional judges of supreme court (FTE) - Civil and commercial	-	-	-	-	-	-	-	-	NA	NA	-	-
046-2.3.1 Number of professional judges (FTE) - Criminal	-	-	-	-	-	-	-	-	NA	NA	-	-
046-2.3.2 Professional judges of first instance (FTE) - Criminal	-	-	-	-	-	-	-	-	NA	NA	-	-
046-2.3.3 Professional judges of second instance (FTE) - Criminal	-	-	-	-	-	-	-	-	NA	NA	-	-
046-2.3.4 Professional judges of supreme court (FTE) - Criminal	-	-	-	-	-	-	-	-	NA	NA	-	-
046-2.4.1 Number of professional judges (FTE) - Administrative	-	-	-	-	-	-	-	-	NAP	NA	-	-

Denmark

(2012-2021) data tables

Question	2012	2013	2014	2015	2016	2017	2018	2019	2020	2021	Variations for quantitative questions	
											2012-2021	2020-2021
046-2.4.2 Professional judges of first instance (FTE) - Administrative	-	-	-	-	-	-	-	-	NAP	NA	-	-
046-2.4.3 Professional judges of second instance (FTE) - Administrative	-	-	-	-	-	-	-	-	NAP	NA	-	-
046-2.4.4 Professional judges of supreme court (FTE) - Administrative	-	-	-	-	-	-	-	-	NAP	NA	-	-
046-2.5.1 Number of professional judges (FTE) - Other	-	-	-	-	-	-	-	-	NAP	NA	-	-
046-2.5.2 Professional judges of first instance (FTE) - Other	-	-	-	-	-	-	-	-	NAP	NA	-	-
046-2.5.3 Professional judges of second instance (FTE) - Other	-	-	-	-	-	-	-	-	NAP	NA	-	-
046-2.5.4 Professional judges of supreme court (FTE) - Other	-	-	-	-	-	-	-	-	NAP	NA	-	-
52.1.1 Total Number of non judge staff who are working in courts	1 823	1 751	1 754	1 529	1 642	1 634	1 656	1 775	1 816	1 799	-1,3%	-0,9%
52.1.2 Number of Non judge staff (Rechtspfleger)	319	308	572	357	275	270	274	331	338	338	6,0%	0,0%
52.1.3 Number of Non-judge staff assisting the judges	1 072	17	18	14	12	10	9	7	10	10	-99,1%	0,0%
52.1.4 Number of Staff in charge of administrative tasks	201	1 360	1 091	1 089	1 285	1 290	1 291	1 345	1 375	1 353	573,5%	-1,6%
52.1.5 Number of Technical staff	67	61	68	63	63	64	72	92	84	89	32,8%	6,0%
52.1.6 Number of Other non judge staff	164	5	5	6	7	-	10	-	9	9	-94,5%	0,0%
52.2.1 Total Number of non judge staff who are working in courts(men)	NA	1 751	NA	NA	NA	NA	NA	NA	NA	NA	-	-
52.2.2 Number of Non judge staff (Rechtspfleger)(men)	NA	308	NA	NA	NA	NA	NA	NA	NA	NA	-	-
52.2.3 Number of Non-judge staff assisting the judges(men)	NA	17	NA	NA	NA	NA	NA	NA	NA	NA	-	-
52.2.4 Number of Staff in charge of administrative tasks(men)	NA	1 360	NA	NA	NA	NA	NA	NA	NA	NA	-	-
52.2.5 Number of Technical staff(men)	NA	61	NA	NA	NA	NA	NA	NA	NA	NA	-	-
52.2.6 Number of Other non judge staff(men)	NA	5	NA	NA	NA	-	NA	NA	NA	NA	-	-
52.3.1 Total Number of non judge staff who are working in courts(women)	NA	-	NA	NA	NA	NA	NA	NA	NA	NA	-	-

Denmark

(2012-2021) data tables

Question	2012	2013	2014	2015	2016	2017	2018	2019	2020	2021	Variations for quantitative questions	
											2012-2021	2020-2021
52.3.2 Number of Non judge staff (Rechtspfleger)(women)	NA	-	NA	NA	NA	NA	NA	NA	NA	NA	-	-
52.3.3 Number of Non-judge staff assisting the judges(women)	NA	-	NA	NA	NA	NA	NA	NA	NA	NA	-	-
52.3.4 Number of Staff in charge of administrative tasks(women)	NA	-	NA	NA	NA	NA	NA	NA	NA	NA	-	-
52.3.5 Number of Technical staff(women)	NA	-	NA	NA	NA	NA	NA	NA	NA	NA	-	-
52.3.6 Number of Other non judge staff(women)	NA	-	NA	NA	NA	-	NA	NA	NA	NA	-	-
052-1.1.1 Non-judge staff (Total)									1 816	1 799	-	-0,9%
052-1.1.2 Non-judge staff at first instance (total)									1 583	1 566	-	-1,1%
052-1.1.3 Non-judge staff at second instance (total)									202	202	-	0,0%
052-1.1.4 Non-judge staff at Supreme court (total)									31	31	-	0,0%
052-1.2.1 Non-judge staff (Males)									NA	NA	-	-
052-1.2.2 Non-judge staff at first instance (males)									NA	NA	-	-
052-1.2.3 Non-judge staff at second instance (males)									NA	NA	-	-
052-1.2.4 Non-judge staff at Supreme court (males)									NA	NA	-	-
052-1.3.1 Non-judge staff (females)									NA	NA	-	-
052-1.3.2 Non-judge staff at first instance (females)									NA	NA	-	-
052-1.3.3 Non-judge staff at second instance (females)									NA	NA	-	-
052-1.3.4 Non-judge staff at supreme court (females)									NA	NA	-	-
055.1.1 Prosecutors (total)									NA	764	-	-
055.1.2 Prosecutors (1st inst.)									NA	594	-	-
055.1.3 Prosecutors (2nd inst.)									NA	170	-	-

Denmark

(2012-2021) data tables

Question	2012	2013	2014	2015	2016	2017	2018	2019	2020	2021	Variations for quantitative questions	
											2012-2021	2020-2021
055.1.4 Prosecutors (Highest instance)									NA	6	-	-
055.2.1 Prosecutors - Males -total									NA	253	-	-
055.2.2 Prosecutors - Males, 1st inst.									NA	184	-	-
055.2.3 Prosecutors - Males, 2nd inst.									NA	69	-	-
055.2.4 Prosecutors - Males, Supreme courts									NA	2	-	-
055.3.1 Prosecutors - Females, Total									NA	512	-	-
055.3.2 Prosecutors - Females, 1st inst.									NA	410	-	-
055.3.3 Prosecutors - Females, 2nd inst.									NA	101	-	-
055.3.4 Prosecutors - Females, Supreme courts									NA	4	-	-
060.1.1 Number of non-prosecutor staff Total									1 670	747	-	-55,3%
060.2.1 Number of non-prosecutor staff Males									510	196	-	-61,6%
060.3.1 Number of non-prosecutor staff Females									1 160	551	-	-52,5%
004 Annual average salary in the country									40 872 €	42 403 €	-	3,7%
132.1.1 Gross annual salary, in € - Professional judge at the beginning of career									122 545 €	118 377 €	-	-3,4%
132.1.2 Gross annual salary, in € - Judge of the Supreme Court									236 387 €	221 226 €	-	-6,4%
132.1.3 Gross annual salary, in € - Public prosecutor at the beginning of career									48 322 €	49 058 €	-	1,5%
132.1.4 Gross annual salary, in € - Public prosecutor of the Supreme Court or the Highest Appellate Instance									NA	89 407 €	-	-
132.2.1 Net annual salary, in € - Professional judge at the beginning of career									NA	NA	-	-
132.2.2 Net annual salary, in € - Judge of the Supreme Court									NA	NA	-	-
132.2.3 Net annual salary, in € - Public prosecutor at the beginning of career									NA	NA	-	-

Denmark

(2012-2021) data tables

Question	2012	2013	2014	2015	2016	2017	2018	2019	2020	2021	Variations for quantitative questions	
											2012-2021	2020-2021
132.2.4 Net annual salary, in € - Public prosecutor of the Supreme Court or the Highest Appellate Instance									NA	NA	-	-
133.1.1.1 - Additional benefits for judges - Reduced taxation									False	False		
133.1.2.1 - Additional benefits for judges - Special pension									False	False		
133.1.3.1 - Additional benefits for judges - Housing									False	False		
133.1.4.1 - Additional benefits for judges - Other financial benefit									False	False		
133.2.1.1 - Additional benefits for prosecutors - Reduced taxation									False	False		
133.2.2.1 - Additional benefits for prosecutors - Special pension									False	False		
133.2.3.1 - Additional benefits for prosecutors - Housing									False	False		
133.2.4.1 - Additional benefits for prosecutors - Other financial benefit									False	False		
144.1.1 Disciplinary procedures for Judges - Total number (1+2+3+4)									0	0	-	-
144.1.2 Disciplinary procedures for Judges - 1. Breach of professional ethics									0	0	-	-
144.1.3 Disciplinary procedures for Judges - 2. Professional inadequacy									0	0	-	-
144.1.4 Disciplinary procedures for Judges - 3. Criminal offence									0	0	-	-
144.1.5 Disciplinary procedures for Judges - 4. Other									0	0	-	-
144.2.1 Disciplinary procedures for Prosecutors - Total number (1+2+3+4)									NA	11	-	-
144.2.2 Disciplinary procedures for Prosecutors - 1. Breach of professional ethics									2	5	-	150,0%
144.2.3 Disciplinary procedures for Prosecutors - 2. Professional inadequacy									1	3	-	200,0%
144.2.4 Disciplinary procedures for Prosecutors - 3. Criminal offence									NA	1	-	-
144.2.5 Disciplinary procedures for Prosecutors - 4. Other									NA	2	-	-
145.1.1 Sanctions against Judges - Total number (total 1 to 9)									0	0	-	-

Denmark

(2012-2021) data tables

Question	2012	2013	2014	2015	2016	2017	2018	2019	2020	2021	Variations for quantitative questions	
											2012-2021	2020-2021
145.1.2 Sanctions against Judges - 1. Reprimand									0	0	-	-
145.1.3 Sanctions against Judges - 2. Suspension									0	0	-	-
145.1.4 Sanctions against Judges - 3. Withdrawal from cases									0	0	-	-
145.1.5 Sanctions against Judges - 4. Fine									0	0	-	-
145.1.6 Sanctions against Judges - 5. Temporary reduction of salary									0	0	-	-
145.1.7 Sanctions against Judges - 6. Position downgrade									0	0	-	-
145.1.8 Sanctions against Judges - 7. Transfer to another geographical (court) location									0	0	-	-
145.1.9 Sanctions against Judges - 8. Resignation									0	0	-	-
145.1.10 Sanctions against Judges - 9. Other									0	0	-	-
145.1.11 Sanctions against Judges - 10. Dismissal									0	0	-	-
145.2.1 Sanctions against Prosecutors - Total number (total 1 to 9)									NA	10	-	-
145.2.2 Sanctions against Prosecutors - 1. Reprimand									1	4	-	300,0%
145.2.3 Sanctions against Prosecutors - 2. Suspension									1	0	-	-100,0%
145.2.4 Sanctions against Prosecutors - 3. Withdrawal from cases									NA	1	-	-
145.2.5 Sanctions against Prosecutors - 4. Fine									NA	0	-	-
145.2.6 Sanctions against Prosecutors - 5. Temporary reduction of salary									NA	0	-	-
145.2.7 Sanctions against Prosecutors - 6. Position downgrade									NA	1	-	-
145.2.8 Sanctions against Prosecutors - 7. Transfer to another geographical (court) location									NA	2	-	-
145.2.9 Sanctions against Prosecutors - 8. Resignation									1	2	-	100,0%
145.2.10 Sanctions against Prosecutors - 9. Other									NA	0	-	-

Denmark

(2012-2021) data tables

Question	2012	2013	2014	2015	2016	2017	2018	2019	2020	2021	Variations for quantitative questions	
											2012-2021	2020-2021
145.2.11 Sanctions against Prosecutors - 10. Dismissal									NA	0	-	-
Lawyers												
(Q146, Q147, Q148)												
146.1.1 Total number of lawyers practising	6 021	6 053	6 134	6 235	6 236	6 450	6 563	6 843	6 870	7 063	17,3%	2,8%
146.2.1 Practicing lawyers - man							4 195	4 307	4 302	4 369	-	1,6%
146.3.1 Practicing lawyers - woman							2 368	2 536	2 568	2 694	-	4,9%
147 Does this figure include “legal advisors” who cannot represent their clients in court (for example, some solicitors or in-house counsellors)?			No	No	False	False	False	False	False	False	-	-
148 Number of legal advisors who cannot represent their clients in court:			NA	NA	NA	NA	NA	3 276	NA	NA	-	-
Indicator 8: The existence and use of alternative dispute resolution methods												
(Q166, Q157)												
166 Number of accredited or registered mediators who practice judicial mediation:	127	124	151	147	143	135	143	142	143	143	12,6%	0,0%
167.1.1 Total number started					554	NA	715	617	NA	NA	-	-
167. 1.2 Civil and commercial cases - started					321	328	460	412	NA	NA	-	-
167. 1.2 Family cases - started					190	161	250	198	NA	NA	-	-
167.1.4 Administrative cases - started					NA	NA	NA	NA	NA	NA	-	-
167.1.5 Labour cases including employment dismissal cases - started					NA	NA	NA	NA	NA	NA	-	-
167.1.6. Criminal cases - started					NAP	2	5	7	NA	NA	-	-

Denmark

(2012-2021) data tables

Question	2012	2013	2014	2015	2016	2017	2018	2019	2020	2021	Variations for quantitative questions	
											2012-2021	2020-2021
167.1.7 Consumer cases - started					-	-	NA	NA	NA	NA	-	-

Key: Variation of more than (+ -) 30%