

CEPEJ Study on the judicial systems in the EU Member States - Country fiche

Judiciary at a glance in Czech Republic

(2022 data)

General data

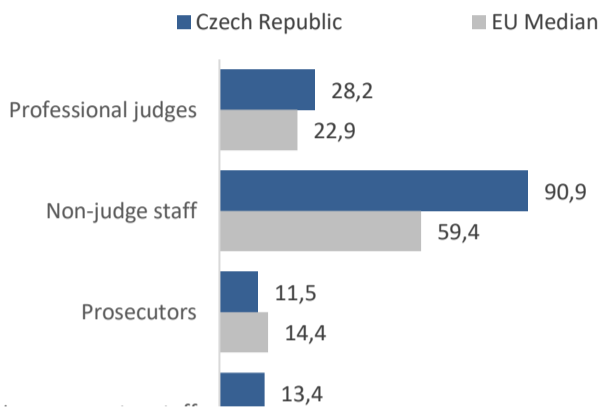
Population: 10 850 620

GDP per capita: 26 334 €

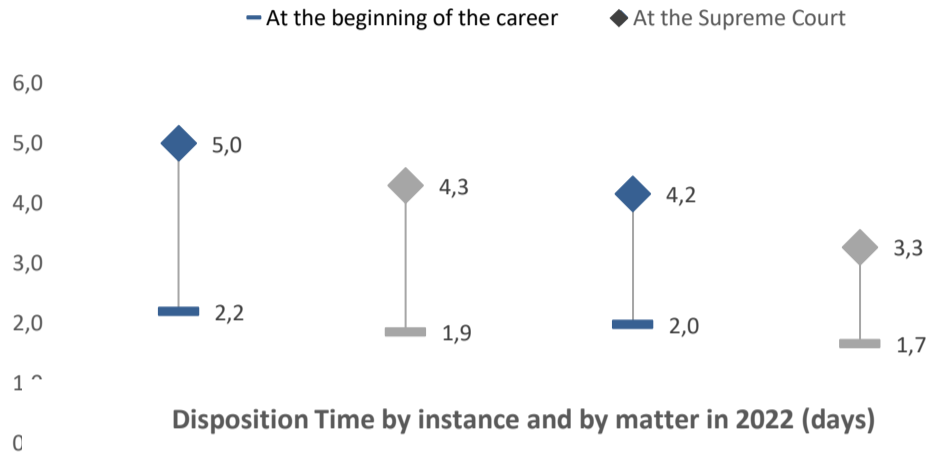
Average annual salary: 20 084 €

Professionals


Judicial professionals per 100 000 inhabitants



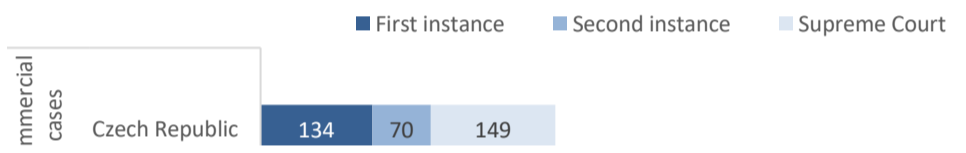
Gross salaries of judges and prosecutors vs average annual salary in 2022



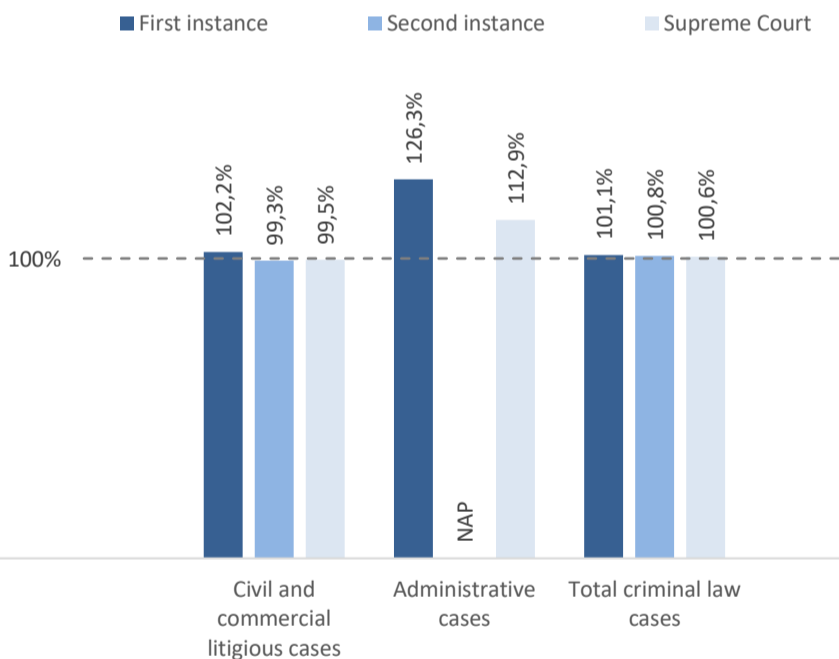
Clearance Rate by instance and by matter in 2022 (%)



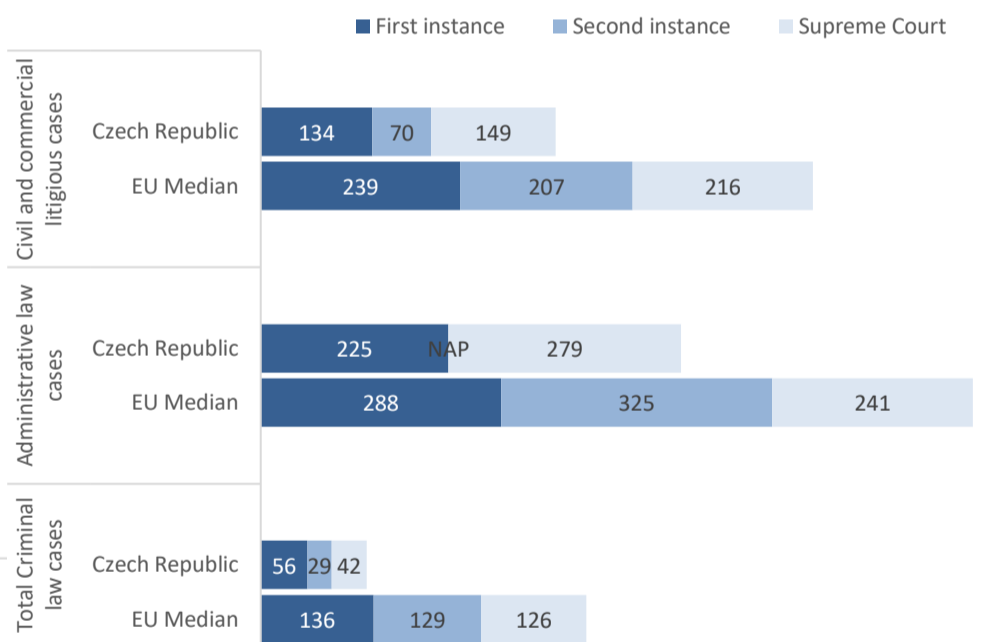
Disposition Time by instance and by matter in 2022 (days)



Clearance Rate by instance and by matter in 2022 (%)

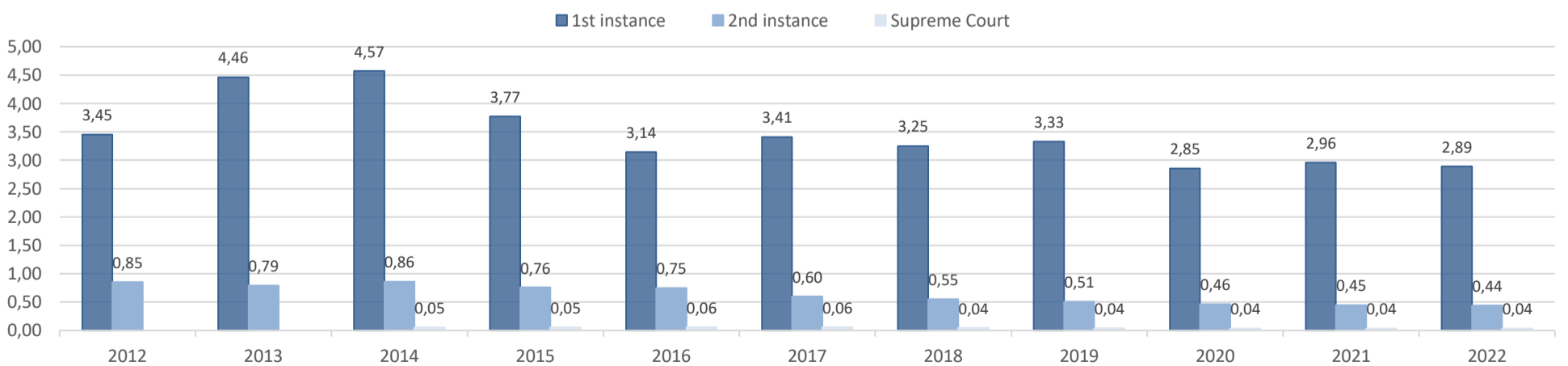


Disposition Time by instance and by matter in 2022 (days)



Incoming cases per 100 inhabitants

Incoming Civil (and commercial) litigious cases per 100 inhabitants*



* Please note that the Supreme Court data prior to 2014 were not collected.

Synthesis table for the main indicators for:

Czech Republic

Economic and demographic data	2012	2013	2014	2015	2016	2017	2018	2019	2020	2021	2022	Trend 2012-2022	Variations	
													2012-2022	2021-2022
Population	10 509 286	10 510 719	10 524 783	10 553 843	10 578 820	10 589 526	10 649 800	10 669 324	10 701 777	10 516 707	10 850 620		3,2%	3,2%
GDP per capita	14 557	13 473	14 602	15 985	16 700	18 095	19 489	20 830	20 278	22 267	26 334		80,9%	18,3%
Exchange rate (local currency needed to obtain 1€)	25,14	27,43	27,73	27,03	27,02	25,54	25,73	25,41	26,25	24,86	24,11		-4,1%	-3,0%
Average annual salary							14 365	16 116	16 279	18 296	20 084			9,8%
Resources per 100 000 inh.	2012	2013	2014	2015	2016	2017	2018	2019	2020	2021	2022	Trend 2012-2022	2012-2022	2021-2022
Professional judges	29,07	29,06	28,77	28,60	28,41	28,44	28,44	28,17	28,10	28,43	28,17		-3,1%	-0,9%
Non-judge staff	86,92	86,64	88,45	89,15	91,82	93,37	92,56	93,62	92,70	94,27	90,94		4,6%	-3,5%
Public prosecutors									11,44	11,72	11,46			-2,2%
Non-prosecutors staff									13,77	13,83	13,35			-3,4%
Lawyers	104,14	97,57	112,52	116,55	106,91	109,42	104,98	114,23	114,63	117,81	132,11		26,9%	12,1%
Mediators	3,69	4,21	4,00	5,58	5,86	6,23	6,17	5,52	6,25	6,52	6,56		77,7%	0,6%
First instance incoming cases per 100 inhab.	2012	2013	2014	2015	2016	2017	2018	2019	2020	2021	2022	Trends 2012-2021	2012-2022	2021-2022
Civil and commercial litigious cases	3,45	4,46	4,57	3,77	3,14	3,41	3,25	3,33	2,85	2,96	2,89		-16,4%	-2,4%
Administrative law cases	NAP	NAP	0,09	0,09	0,11	0,10	0,11	0,10	0,09	0,09	0,07		NAP	-19,8%
Total criminal law cases									0,61	0,59	0,60			1,5%
First instance performance indicators (Clearance Rate)	2012	2013	2014	2015	2016	2017	2018	2019	2020	2021	2022	Trends 2012-2021	2012-2022 (percentage points)	2021-2022 (percentage points)
CR civil and commercial litigious cases	99%	90%	105%	107%	110%	101%	102%	101%	98%	103%	102%		3,34	-1,31
CR administrative law cases	NAP	NAP	91%	92%	80%	92%	88%	107%	113%	119%	126%		NAP	7,39
CR total criminal law cases									100%	103%	101%			-2,13
First instance performance indicators (Disposition Time)	2012	2013	2014	2015	2016	2017	2018	2019	2020	2021	2022	Trend 2012-2022	2012-2022	2021-2022
DT civil and commercial litigious cases (days)	174	187	163	159	153	157	149	140	165	141	134		-23,0%	-4,9%
DT administrative law cases (days)	NAP	NAP	415	437	421	408	412	356	317	265	225		NAP	-15,0%
DT total criminal law cases (days)									72	62	56			-9,0%
First instance pending cases per 100 inhab. on 31 dec.	2012	2013	2014	2015	2016	2017	2018	2019	2020	2021	2022	Trend 2012-2022	2012-2022	2021-2022
Civil and commercial litigious cases	1,63	2,07	2,14	1,76	1,45	1,49	1,34	1,29	1,26	1,18	1,08		-47,5%	-8,4%
Administrative law cases	NAP	NAP	0,09	0,10	0,10	0,11	0,11	0,10	0,09	0,08	0,06		NAP	-27,5%
Total criminal law cases									0,12	0,10	0,09			-9,5%

Second instance performance indicators (Clearance Rate)	2012	2013	2014	2015	2016	2017	2018	2019	2020	2021	2022	Trend 2012-2022	2012-2022 (percentage points)	2021-2022 (percentage points)
CR civil and commercial litigious cases				102%	102%	103%	102%	103%	100%	104%	99%			-4,61
CR administrative law cases				NAP	NAP	NAP	NAP	NAP	NAP	NAP	NAP			NAP
CR total criminal law cases									99%	101%	101%			-0,23
Second instance performance indicators (Disposition Time)	2012	2013	2014	2015	2016	2017	2018	2019	2020	2021	2022	Trend 2012-2022	2012-2022	2021-2022
DT civil and commercial litigious cases (days)				74	69	74	75	68	79	66	70			6,1%
DT administrative law cases (days)				NAP	NAP	NAP	NAP	NAP	NAP	NAP	NAP			NAP
DT total criminal law cases (days)									34	31	29			-5,2%
Supreme court performance indicators (Clearance Rate)	2012	2013	2014	2015	2016	2017	2018	2019	2020	2021	2022	Trend 2012-2022	2012-2022 (percentage points)	2021-2022 (percentage points)
CR civil and commercial litigious cases				101%	98%	101%	110%	110%	108%	102%	100%			-2,93
CR administrative law cases				NA	91%	88%	85%	91%	94%	95%	113%			17,62
CR total criminal law cases									102%	100%	101%			0,36
Supreme court performance indicators (Disposition Time)	2012	2013	2014	2015	2016	2017	2018	2019	2020	2021	2022	Trend 2012-2022	2012-2022	2021-2022
DT civil and commercial litigious cases (days)				178	179	171	167	151	143	149	149			0,6%
DT administrative law cases (days)				NA	176	200	262	271	302	318	279			-12,0%
DT total criminal law cases (days)									38	39	42			8,7%

1. Judicial organisation in Czech Republic (2022 data)

The Czech Republic has a four-tier court system.

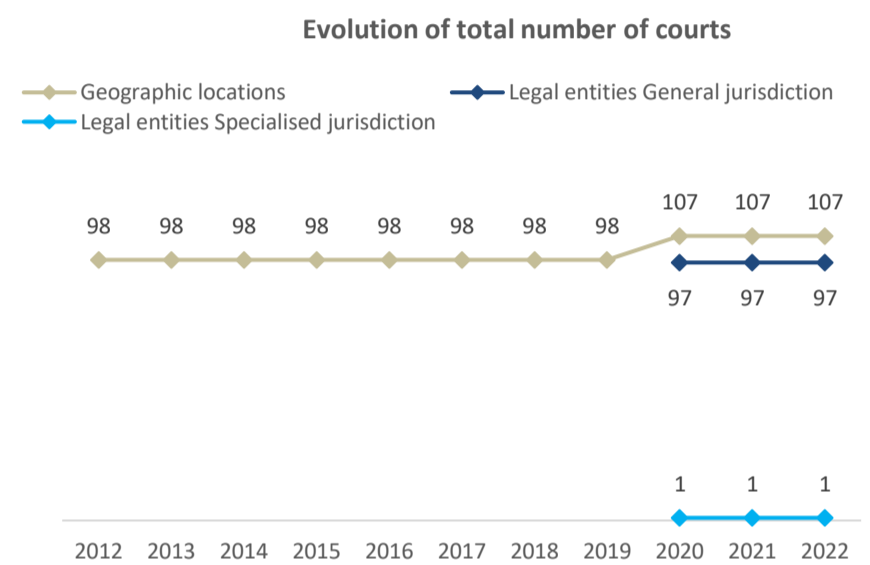
In 2022, the number of courts considered as legal entities is 98. Namely, there are 97 courts of general jurisdiction.

There are no first instance specialised courts. However, there is one highest instance specialised court which is the Supreme Administrative Court.

Among the 97 legal entities of general jurisdiction, 86 act at first instance, 10 at second instance and one at third instance. In terms of geographic locations, there are 107 courts among which 89 are of first instance. In fact, 6 Regional courts and 3 district courts have their branches in other cities.

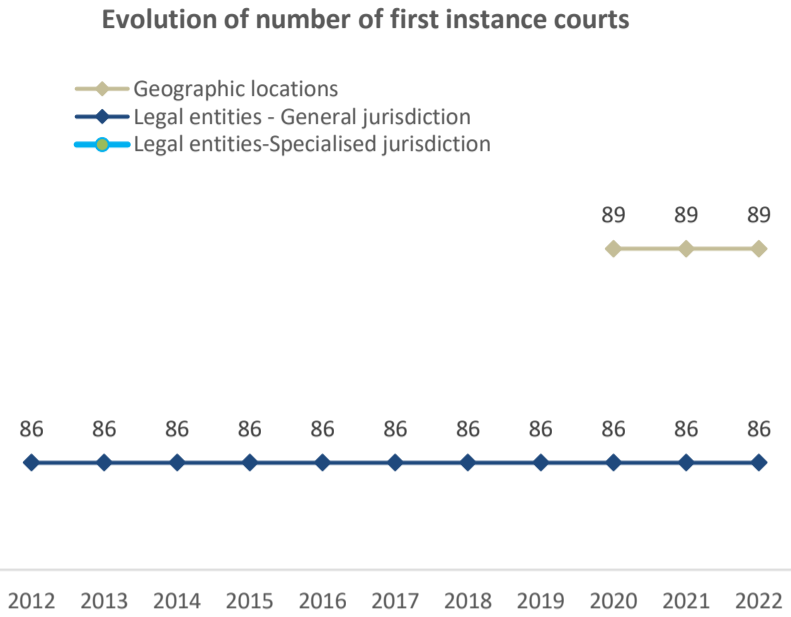
Evolution of total number of courts

Total number of courts	Geographic locations	Legal entities	
		General jurisdiction	Specialised jurisdiction
2012	98		
2013	98		
2014	98		
2015	98		
2016	98		
2017	98		
2018	98		
2019	98		
2020	107	97	1
2021	107	97	1
2022	107	97	1



Evolution of number of first instance courts

First instance courts	Geographic locations	Legal entities	
		General jurisdiction	Specialised jurisdiction
2012		86	NAP
2013		86	NAP
2014		86	NAP
2015		86	NAP
2016		86	NAP
2017		86	NAP
2018		86	NAP
2019		86	NAP
2020	89	86	NAP
2021	89	86	NAP
2022	89	86	NAP



Specialised Courts

Specialised courts	First instance	Higher instance
Total	NAP	1
Commercial courts (excluded insolvency courts)	NAP	NAP
Insolvency courts	NAP	NAP
Labour courts	NAP	NAP
Family courts	NAP	NAP
Rent and tenancies courts	NAP	NAP
Enforcement of criminal sanctions courts	NAP	NAP
Fight against terrorism, organised crime and corruption	NAP	NAP
Internet related disputes	NAP	NAP
Administrative courts	NAP	1
Insurance and / or social welfare courts	NAP	NAP
Military courts	NAP	NAP
Juvenile courts	NAP	NAP
Other specialised courts	NAP	NAP

There are no specialised first instance courts, but judges within individual courts are specialised (e.g. for family, labour and enforcement cases at district courts, and insolvency and administrative cases at regional courts as first instance courts).

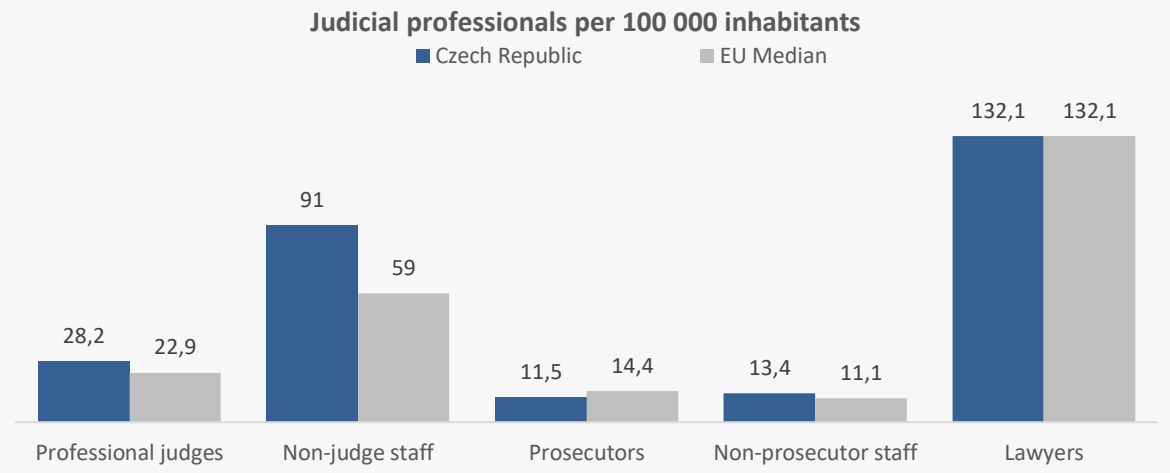
As already mentioned above, the Supreme Administrative Court constitutes the sole higher instance specialised court.

2. Professionals of justice in Czech Republic (2022 data)

Judicial professionals (summary)

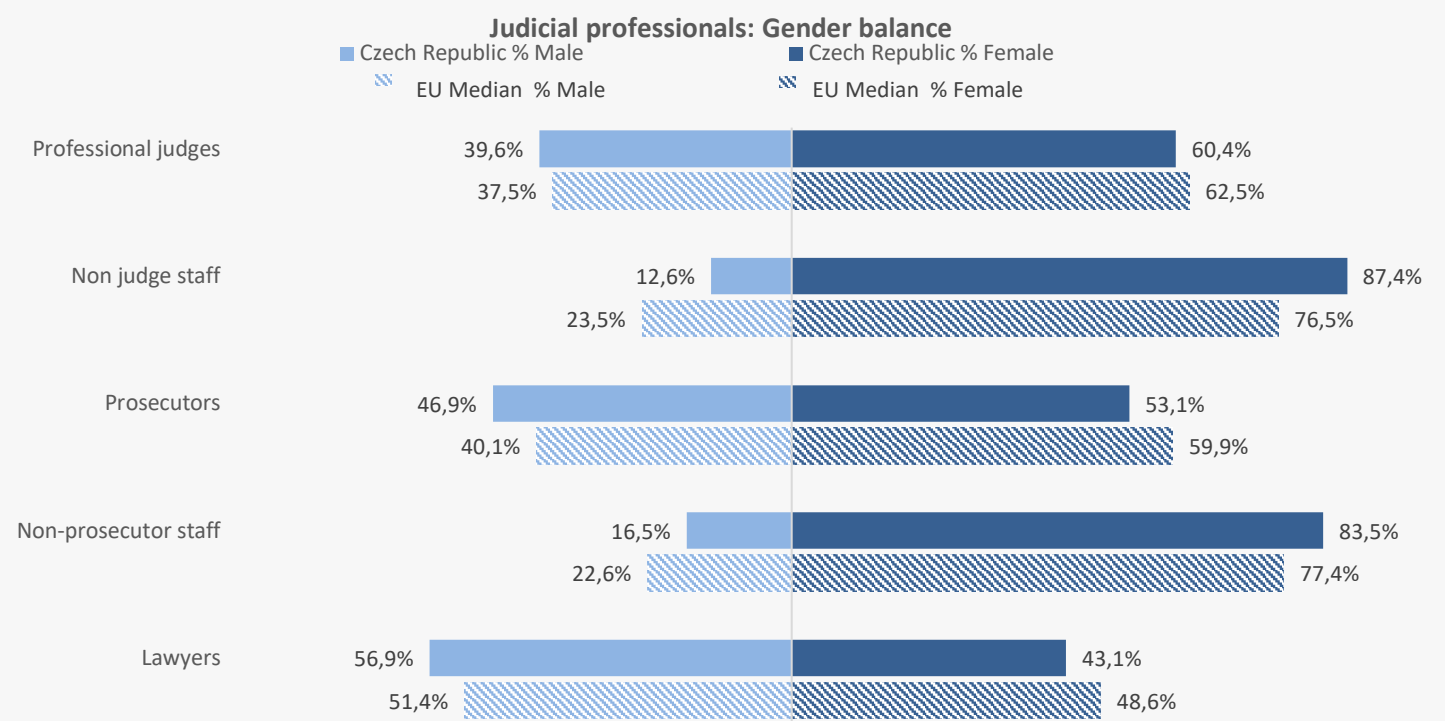
Judicial professionals in absolute number and per 100 000 inhabitants

	Absolute number	Per 100 000 inhabitants	EU Median
Professional judges	3 057	28,2	22,9
Non-judge staff	9 868	91	59
Prosecutors	1 244	11,5	14,4
Non-prosecutor staff	1 449	13,4	11,1
Lawyers	14 335	132,1	132,1



Judicial professionals: Gender balance

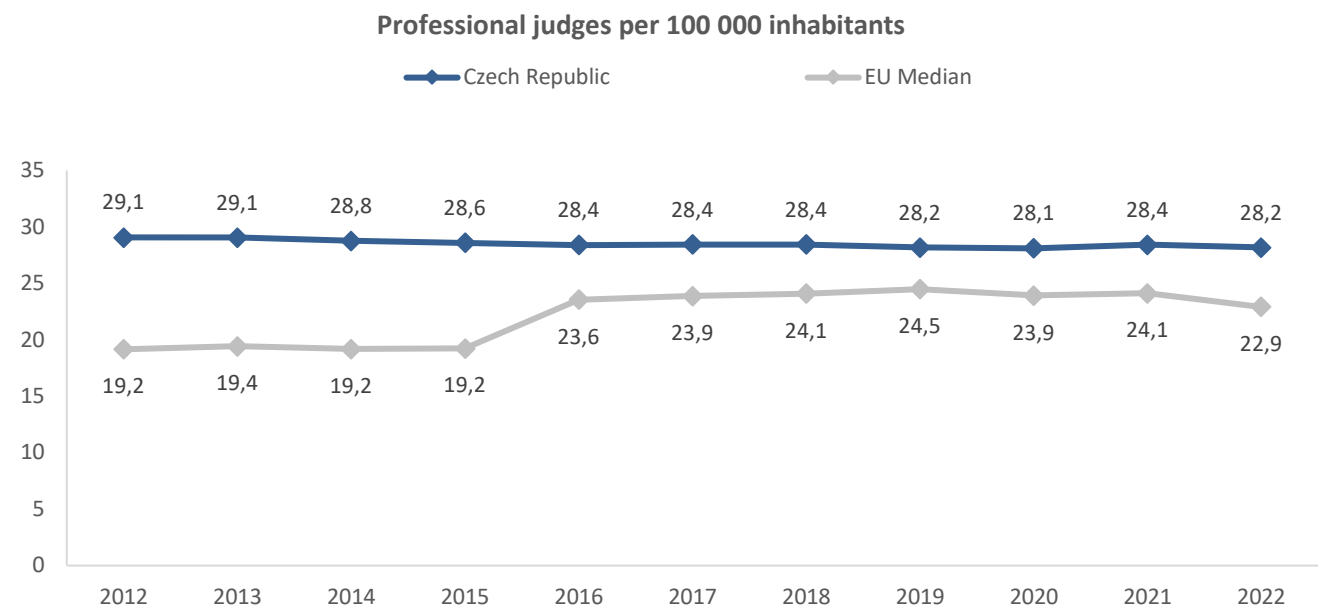
	% Male	% Female
Professional judges	39,6%	60,4%
Non judge staff	12,6%	87,4%
Prosecutors	46,9%	53,1%
Non-prosecutor staff	16,5%	83,5%
Lawyers	56,9%	43,1%



Professional judges

Evolution of the number of professional judges since 2012 (Q46)

Number of professional judges	Absolute Number	Per 100 000 inhabitants	
	Czech Republic	Czech Republic	EU Median
2012	3 055	29,1	19,2
2013	3 054	29,1	19,4
2014	3 028	28,8	19,2
2015	3 018	28,6	19,2
2016	3 005	28,4	23,6
2017	3 012	28,4	23,9
2018	3 029	28,4	24,1
2019	3 006	28,2	24,5
2020	3 007	28,1	23,9
2021	2 990	28,4	24,1
2022	3 057	28,2	22,9

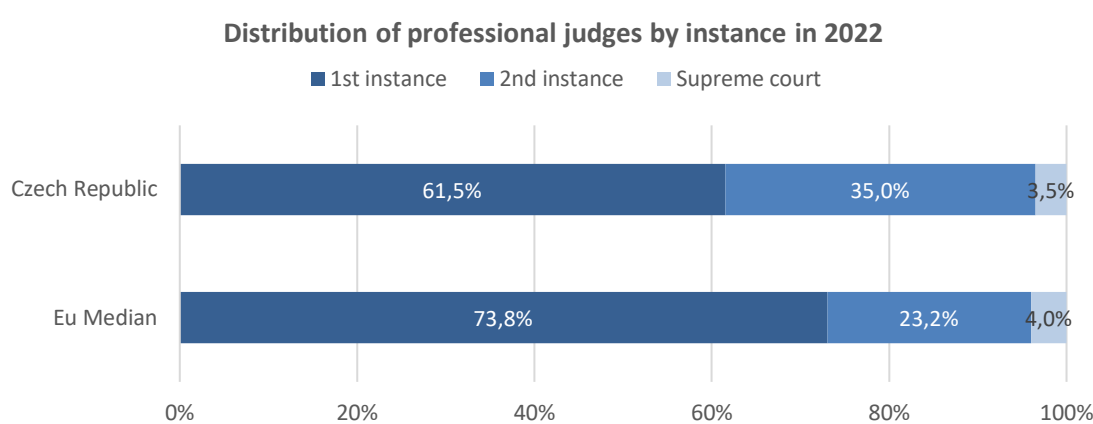


According to 2022 data, the total number of professional judges sitting in courts (all instances) in Czech Republic is 3 057, which is 2,2% more than in previous cycle.

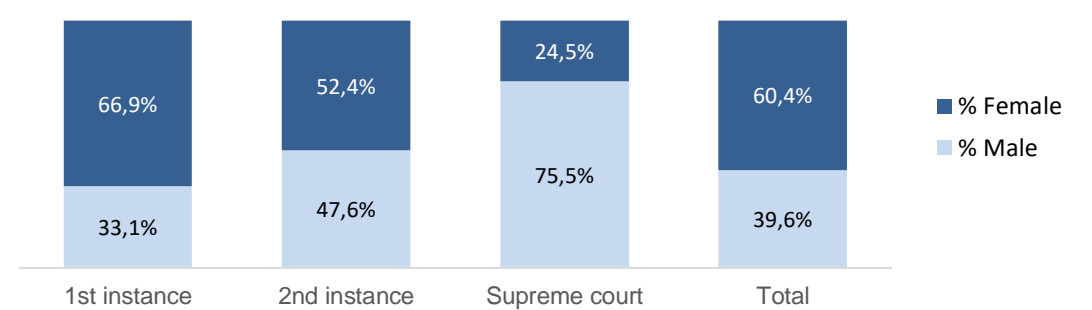
More precisely, in Czech Republic, there are 28,17 professional judges per 100 000 inhabitants (this figure is above the EU median of 22,92 judges per 100 000 inhabitants).

Absolute number of professional judges by instance and gender

Professional judges 2022	Total	Distribution by instance	Male	Female	% Male	% Female
1st instance	1 880	61,5%	622	1 258	33,1%	66,9%
2nd instance	1 071	35,0%	510	561	47,6%	52,4%
Supreme court	106	3,5%	80	26	75,5%	24,5%
Total	3 057		1 212	1 845	39,6%	60,4%



Distribution of professional judges by gender and by instance in Czech Republic



In this cycle, the total number of female professional judges (all instances) is 1 845, which represents 60,4% of the total number of judges.

The total number of judges is distributed among the different judicial instances in the following way: 1 880 are sitting in first instance courts (of which 1 258 are female); 1 071 are sitting in second instance courts (of which 561 are female) and 106 are sitting in Supreme Court (of which 26 are female).

Compared with the EU distribution of professional judges per instance, the trend in the Czech Republic is similar. The number of first instance judges is predominant but lower than at the EU level. The number of second instance judges is higher than the EU median, while the number of third instance judges is slightly lower.

As regards the distribution of the number of judges among the different judicial instances, the Czech Republic presents some peculiarities which should be mentioned. Indeed, the Czech Republic has a four-tier system. The number of judges of the two High Courts is included in the number of second instance judges. This methodology of presentation of data is applied since 2013, while for the previous evaluations, magistrates of the High Courts were considered as third instance judges.

As regards the distribution male/female, it has to be specified that female judges have the majority at the first and second instance, but not at third instance.

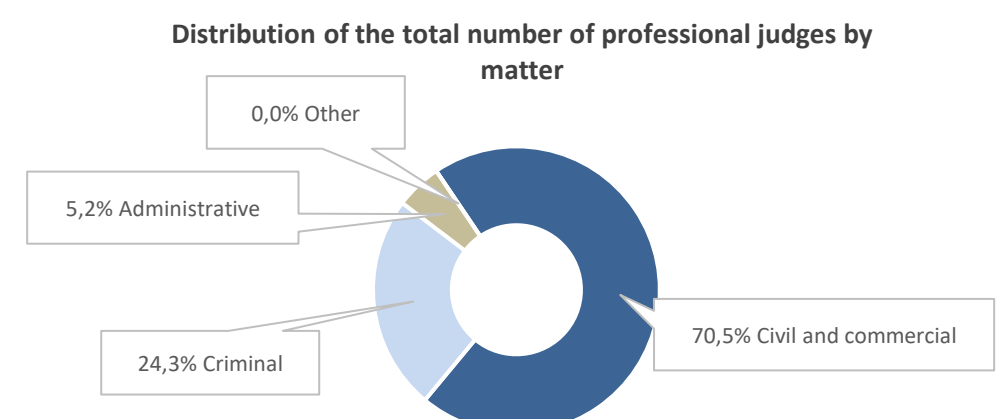
Absolute number of professional judges by instance and matter

Professional judges 2022	Total	Civil and commercial	Criminal	Administrative	Other
1st instance	2 001	1 450	429	122	0
2nd instance	950	658	292	NAP	0
Supreme court	106	46	23	37	0
Total	3 057	2 154	744	159	0

In Czech Republic, the distribution of judges by categories of cases is possible as presented in the graph below.

Distribution of professional judges by instance and matter

Distribution of Professional judges by instance and matter 2022	Civil and commercial	Criminal	Administrative	Other
1st instance	72,5%	21,4%	6,1%	0,0%
2nd instance	69,3%	30,7%	NAP	0,0%
Supreme court	43,4%	21,7%	34,9%	0,0%
Total	70,5%	24,3%	5,2%	0,0%

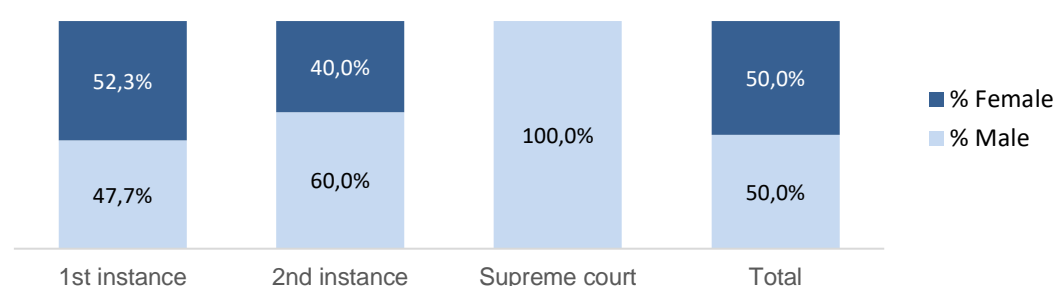


Court presidents

Absolute number of court presidents by instance and gender

Court presidents 2022	Total	Distribution by instance	Male	Female	% Male	% Female
1st instance	86	87,8%	41	45	47,7%	52,3%
2nd instance	10	10,2%	6	4	60,0%	40,0%
Supreme court	2	2,0%	2	0	100,0%	0,0%
Total	98		49	49	50,0%	50,0%

Distribution of court presidents by gender and by instance in Czech Republic

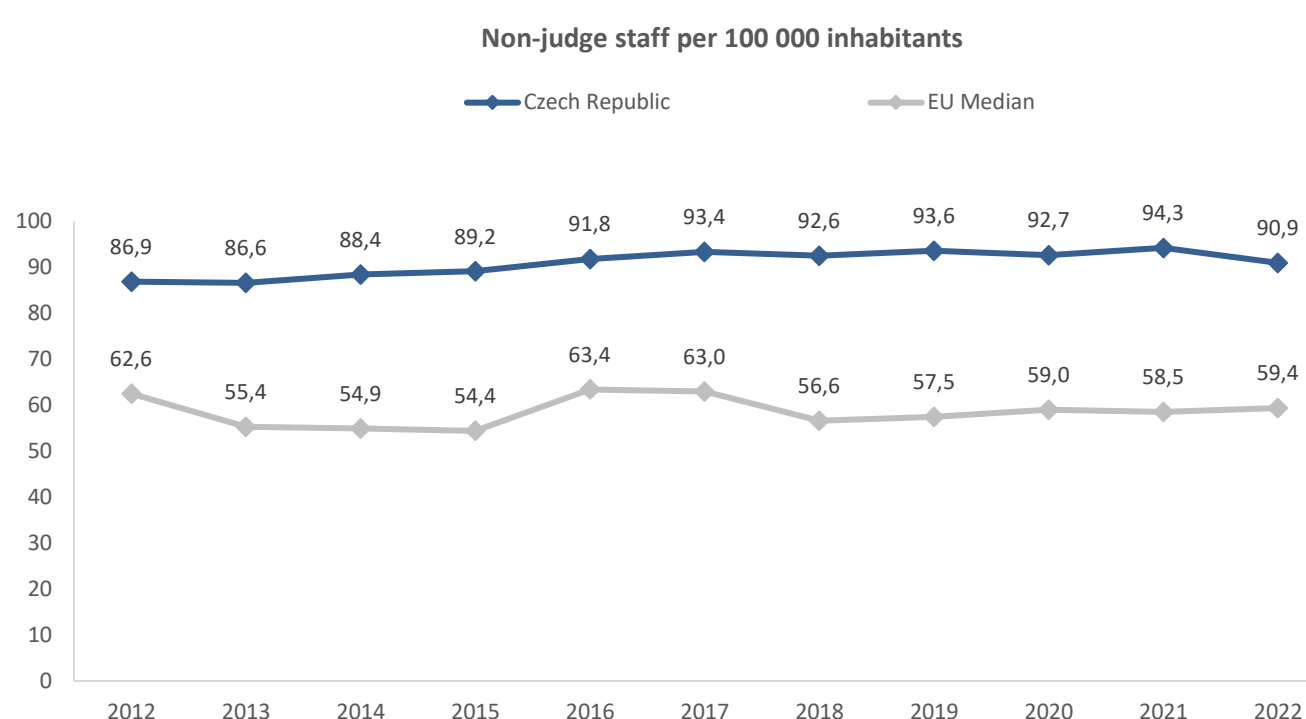


In this cycle, the total number of female court presidents (all instances) is 49, which represents 50,0% of the total number of court presidents.

The total number of court presidents is distributed among the different judicial instances in the following way: 86 are sitting in first instance courts (of which 45 are female); 10 are sitting in second instance courts (of which 4 are female) and 2 are sitting in Supreme Court (none of them are female).

Non-judge staff

Number of non-judge staff	Absolute Number	Per 100 000 inhabitants	
	Czech Republic	Czech Republic	EU Median
2012	9 135	86,9	62,6
2013	9 107	86,6	55,4
2014	9 309	88,4	54,9
2015	9 409	89,2	54,4
2016	9 714	91,8	63,4
2017	9 887	93,4	63,0
2018	9 857	92,6	56,6
2019	9 989	93,6	57,5
2020	9 921	92,7	59,0
2021	9 914	94,3	58,5
2022	9 868	90,9	59,4



In 2022, Czech Republic has 9 868 non-judge staff (of which 8 620 are Female). The total number of non-judge staff in comparison with the previous cycle reveals a decrease of -0,5%.

In 2022, the number of non-judge staff per 100 000 inhabitants has decreased (from 94,3 in 2021 to 90,9 in 2022).

During the same period, the number of judges per 100 000 inhabitants evolved from 28,4 judges per 100 000 inhabitants in 2021 to 28,2 in 2022.

Number of non-judge staff by category in 2022	Absolute number	in %
Total	9 868	
Rechtspfleger	2 505	25,4%
Non-judge staff assisting the judge	4 515	45,8%
Staff in charge of administrative tasks	2 161	21,9%
Technical staff	633	6,4%
Other	54	0,5%

In this cycle, the non-judge staff is broken down as follows:

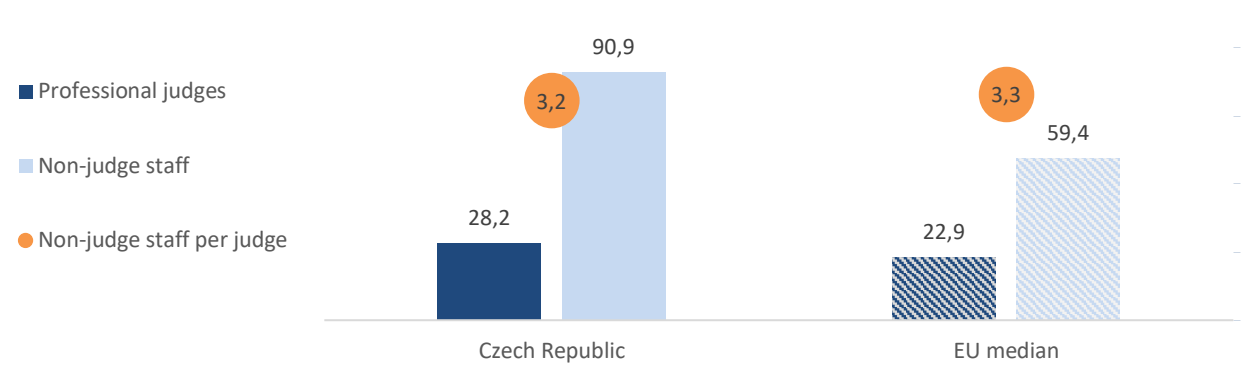
- 2 505 Rechtspfleger (or similar bodies) with judicial or quasi-judicial tasks having autonomous competence and whose decisions could be subject to appeal (among which 2 095 are Female);
- 4 515 non-judge staff whose task is to assist the judges such as registrars (of which 4 285 are Female);
- 2 161 staff in charge of different administrative tasks and of the court management (of which 1 815 are Female);
- 633 technical staff (of which 398 are Female);
- 54 other (of which 27 are Female);

The category "other" encompasses judicial trainees or staff in charge of court documentation, press centre and telephone exchange. The judicial trainee is entitled to perform the acts of the court under the conditions and to the extent specified in factual and time plan of the preparatory service which is compiled by the chairman of the regional court after consultation with the advisory board for the education of trainees. Nowadays, there are few judicial trainees and in 2022 the title is replaced by a "judicial candidate".

Ratio between professional judges and non-judge staff

Per 100 000 inhabitants	Czech Republic	EU median
Professional judges	28,2	22,9
Non-judge staff	90,9	59,4
Non-judge staff per judge	3,2	3,3

Professional judges and non-judge staff per 100 000 inhabitants, and their ratio



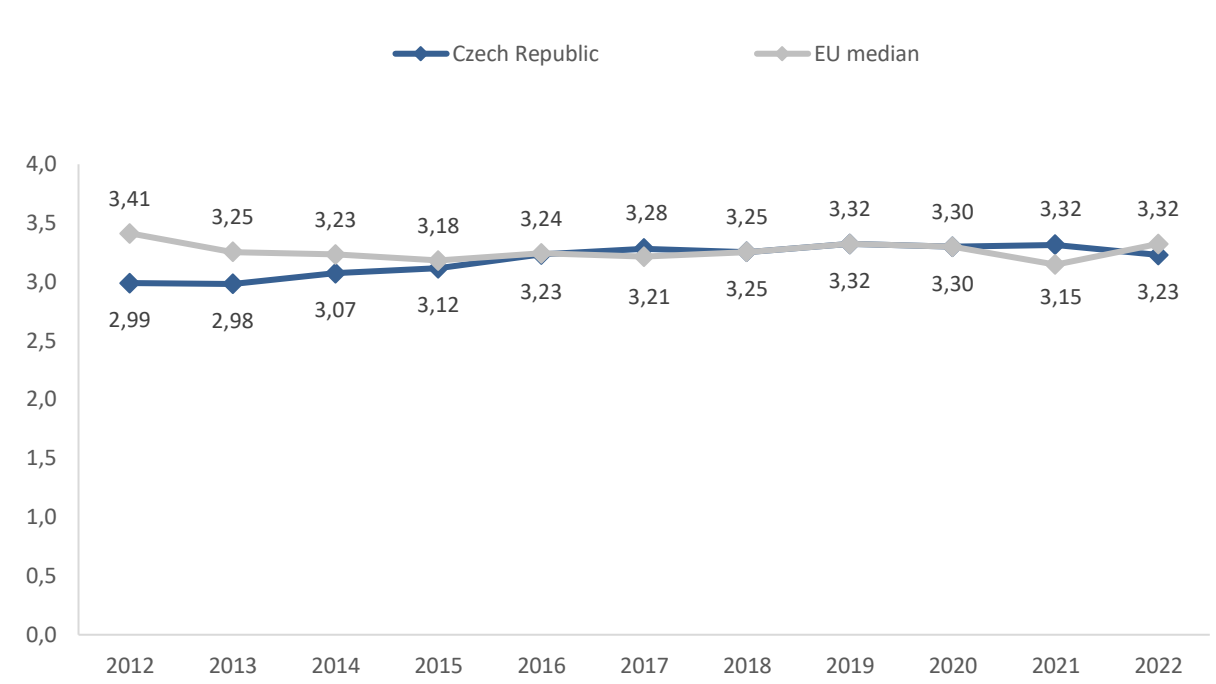
In Czech Republic, there are 28,17 professional judges per 100 000 inhabitants (this figure is above the EU median of 22,92 judges per 100 000 inhabitants) and about 3,23 non-judge staff per judge.

There is no significant difference compared with previous cycle when this ratio was at 3,32 non-judge staff per judge.

Evolution of the ratio between professional judges and non-judge staff

Cycle	Judges per 100 000 inh.		Non-judge staff per 100 000 inh.		Ratio between professional judges and non-judge staff	
	Czech Republic	Czech Republic	Czech Republic	EU median	Czech Republic	EU median
2012	29,1	86,6	2,99	3,41		
2013	29,1	86,6	2,98	3,25		
2014	28,8	88,4	3,07	3,23		
2015	28,6	89,2	3,12	3,18		
2016	28,4	91,8	3,23	3,24		
2017	28,4	93,4	3,28	3,21		
2018	28,4	92,6	3,25	3,25		
2019	28,2	93,6	3,32	3,32		
2020	28,1	92,7	3,30	3,30		
2021	28,4	94,3	3,32	3,15		
2022	28,2	90,9	3,23	3,32		

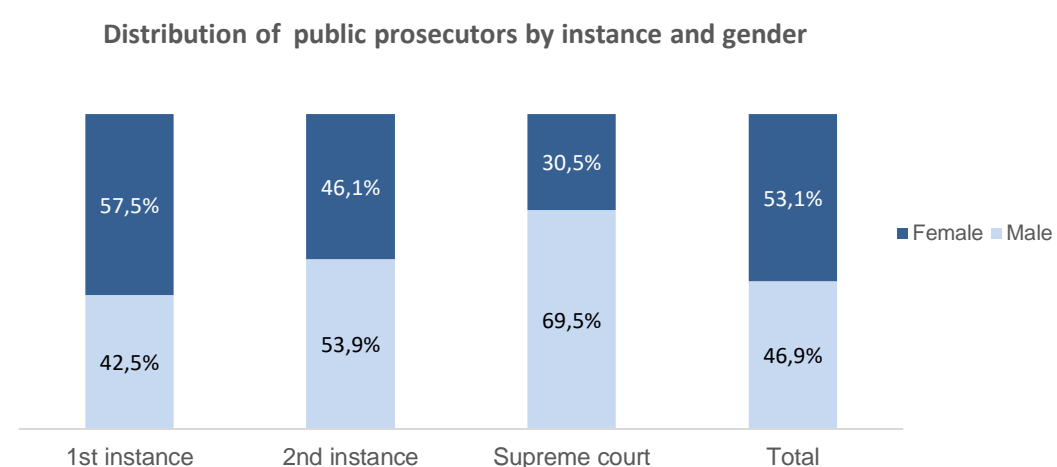
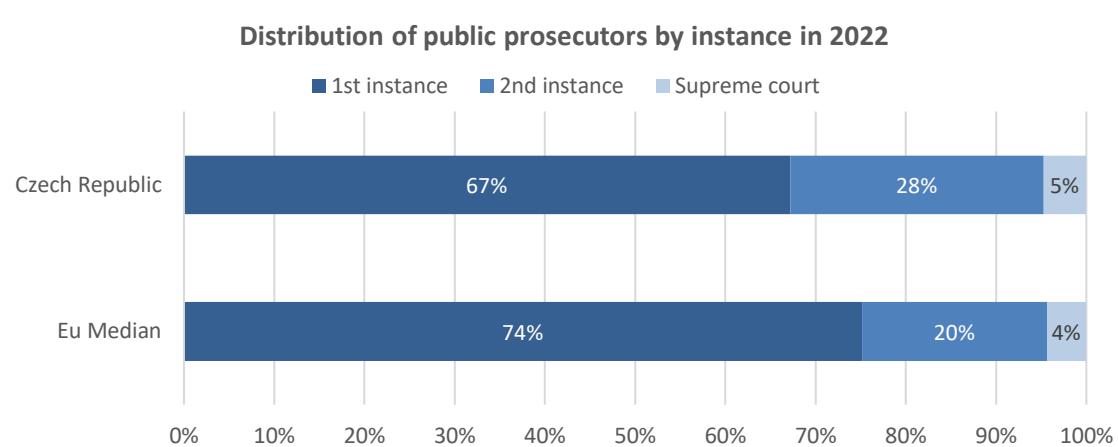
Evolution of the ratio between professional judges and non-judge staff



Public prosecutors

Absolute number of public prosecutors by instance and gender

2022	Total	Distribution by instance	Male	Female	Male	Female
1st instance	836	67,2%	355	481	42,5%	57,5%
2nd instance	349	28,1%	188	161	53,9%	46,1%
Supreme court	59	4,7%	41	18	69,5%	30,5%
Total	1 244		584	660	46,9%	53,1%



In this cycle, the total number of female prosecutors (all instances) is 660, which represents 53,1% of the total number of prosecutors.

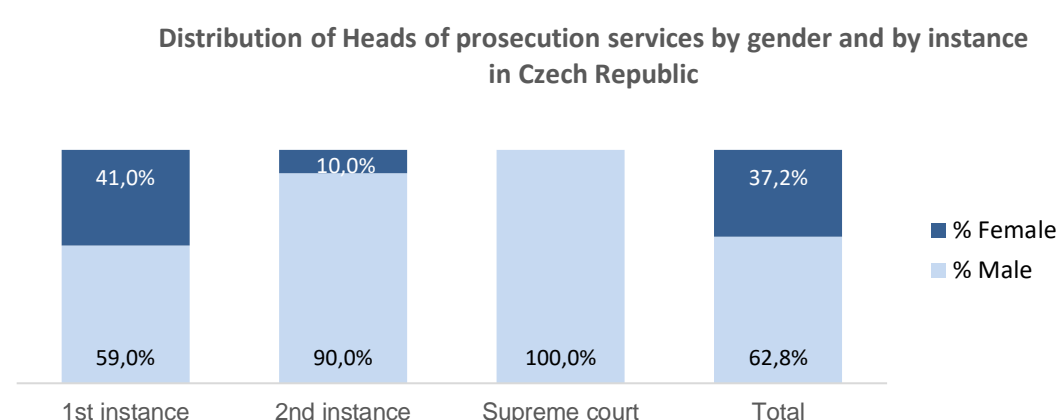
The total number of prosecutors is distributed among the different judicial instances in the following way: 836 in first instance (of which 481 are female); 349 are in second instance (of which 161 are female) and 59 in final instance (of which 18 are female).

As regards the distribution of the number of prosecutors among the different judicial instances, the Czech Republic presents some peculiarities which should be mentioned. Namely, the Czech Republic is endowed with a system of 4 levels of State prosecution offices: district, regional, high and supreme. The number of high public prosecutors is included in the number of prosecutors at second instance level.

Heads of prosecution services

Absolute number of Heads of prosecution services by instance and gender

Heads of prosecution 2022	Total	Distribution by instance	Male	Female	% Male	% Female
1st instance	83	88,3%	49	34	59,0%	41,0%
2nd instance	10	10,6%	9	1	90,0%	10,0%
Supreme court	1	1,1%	1	0	100,0%	0,0%
Total	94		59	35	62,8%	37,2%



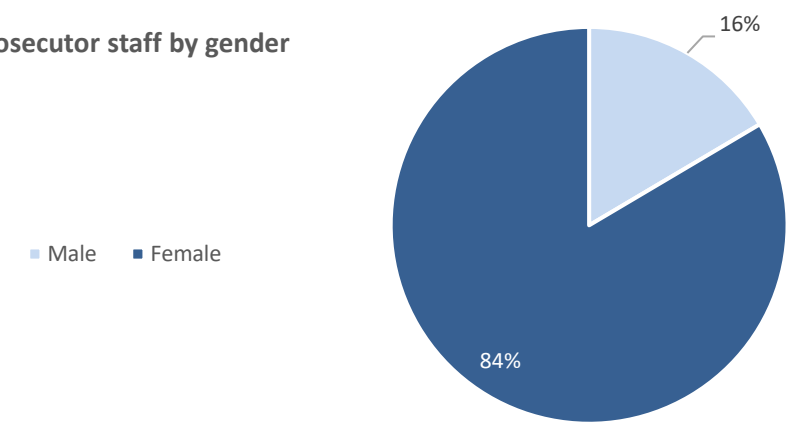
In this cycle, the total number of female Heads of prosecution (all instances) is 35, which represents 37,2% of the total number of Heads of prosecution.

The total number of Heads of prosecution is distributed among the different judicial instances in the following way: 83 at first instance level (of which 34 are female); 10 at second instance level (of which 1 are female) and 1 at the highest instance level (of which 0 are female).

Non-prosecutor staff

Non-prosecutor staff	Total	Male	Female
2020	1 474	262	1 212
2021	1 454	243	1 211
2022	1 449	239	1 210,0

Non-prosecutor staff by gender

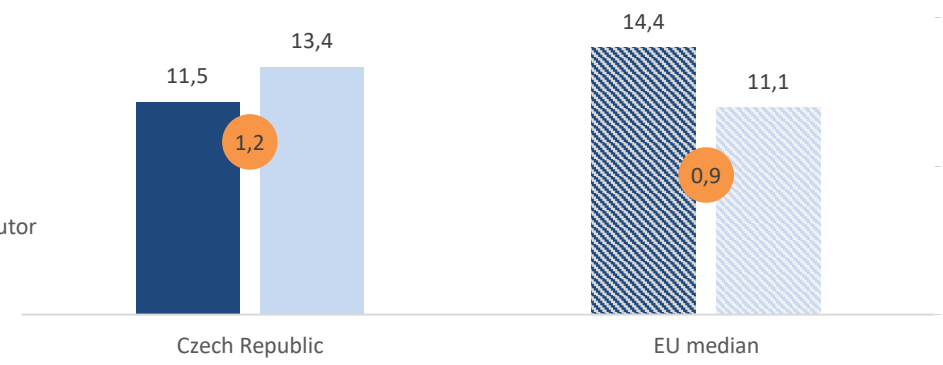


Ratio between non-prosecutor staff and public prosecutors

Per 100 000 inhabitants	Czech Republic	EU median
Public prosecutors	11,5	14,4
Non-prosecutor staff	13,4	11,1
Non-prosecutor staff per prosecutor	1,2	0,9

Public prosecutors and non-prosecutor staff per 100 000 inhabitants, and their ratio

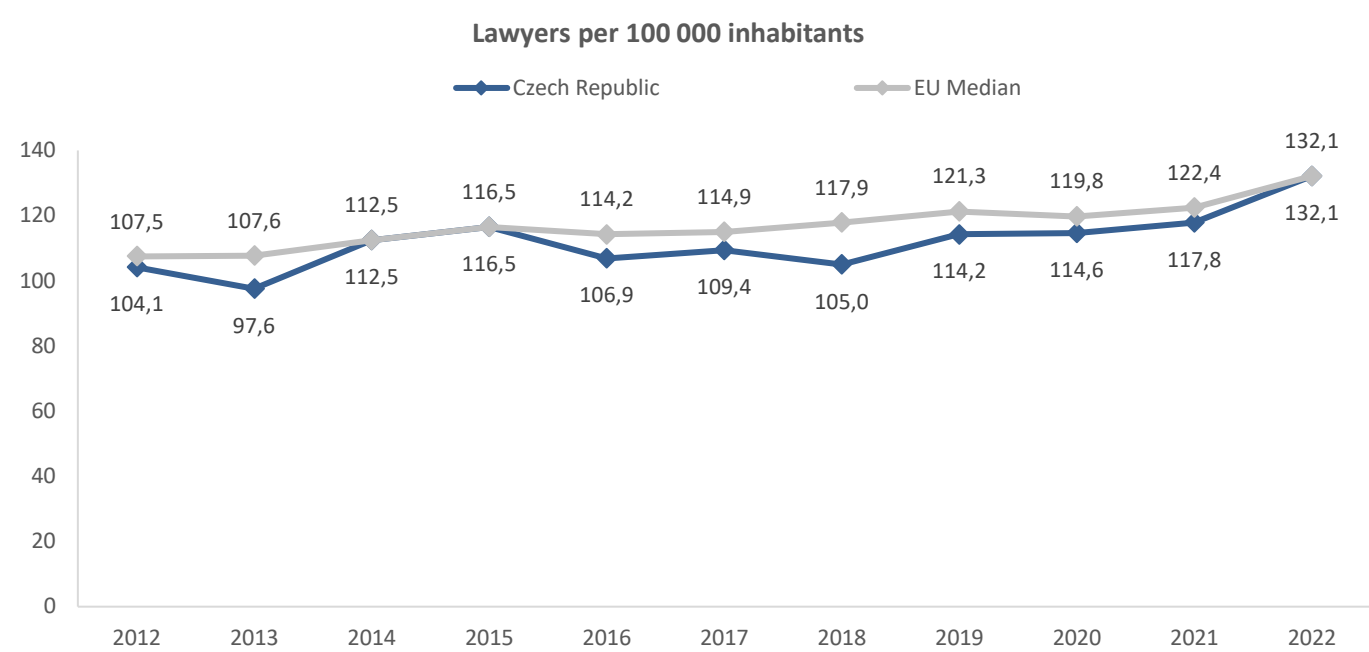
- Public prosecutors
- Non-prosecutor staff
- Non-prosecutor staff per prosecutor



In 2022, the ratio between non-prosecutor staff and prosecutors of 1,2 was slightly above the EU median of 0,9.

Lawyers

Lawyers	Absolute Number	Per 100 000 inhabitants	
	Czech Republic	Czech Republic	EU Median
2012	10 944	104,1	107,5
2013	10 255	97,6	107,6
2014	11 842	112,5	112,5
2015	12 300	116,5	116,5
2016	11 310	106,9	114,2
2017	11 587	109,4	114,9
2018	11 180	105,0	117,9
2019	12 188	114,2	121,3
2020	12 267	114,6	119,8
2021	12 390	117,8	122,4
2022	14 335	132,1	132,1



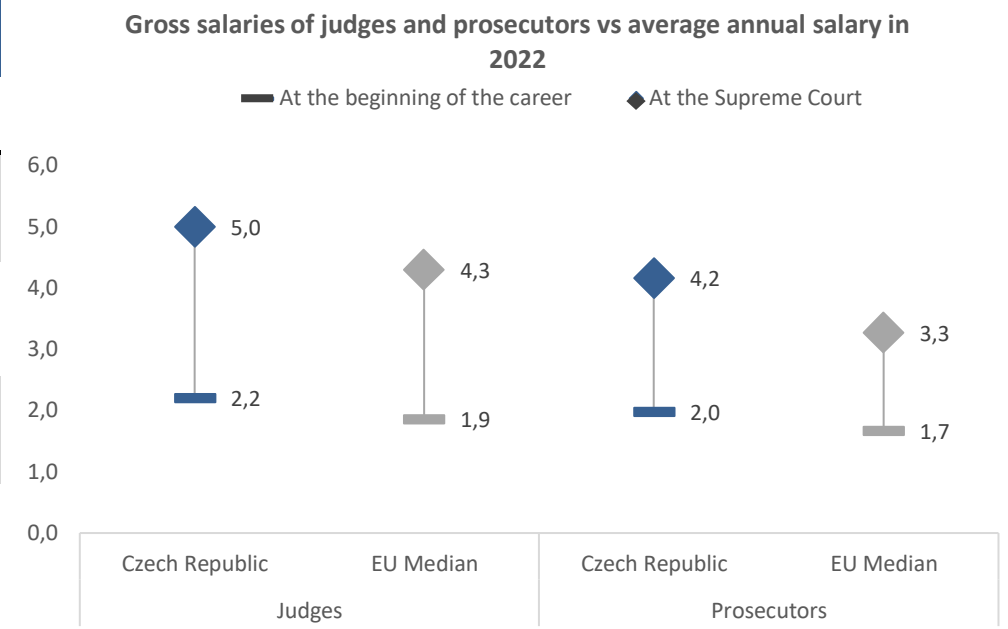
In 2022, there are 14 335 lawyers, which is 15,7% more than in 2021.

There are 6 181 female lawyers, which is 43% of the total.

The Czech Republic has 132,1 lawyers per 100 000 inhabitants, which represents the EU median.

Salaries of professional judges and prosecutors at beginning of a career and at the highest instance

Salaries of professional judges and prosecutors	Average gross annual salary in €	Average net annual salary in €	Ratio with national average annual gross salary	
	Czech Republic	NA	Czech Republic	EU median
First instance professional judge at the beginning of his/her career	44 182€	NA	2,2	1,9
Judge of the Supreme Court or the Highest Appellate Court	100 367€	NA	5,0	4,3
Public prosecutor at the beginning of his/her career	39 763€	NA	2,0	1,7
Public prosecutor of the Supreme Court or the Highest Appellate Instance	83 522€	NA	4,2	3,3



In the European Union, the absolute gross salary for a judge at the beginning of career ranges from a minimum of 26 931€ to a maximum of 140 244€.

According to 2022 data, the absolute gross salary of a judge at the beginning of his/her career in Czech Republic is 44 182€, which is slightly below the EU median of 54 224€ (-19% below).

Compared with the annual average salary in the country, the salary for a judge at the beginning of his/her career is 2,2 times higher (the EU median is 1,9).

At the highest level, the range of the EU absolute gross salary for a judge is from 53 144€ to 261 648€. Czech Republic's absolute gross salaries for judges at the highest level is -6% below the EU median of 106 533€.

For the public prosecutors, the range for the absolute gross salary at the beginning of career is from a minimum of 24 609€ to a maximum of 96 084€.

In 2022, the absolute gross salary of a public prosecutor at the beginning of his/her career in Czech Republic of 39 763€ is slightly below the EU median of 48 728€ (-18% below).

Compared with the annual average salary in the country, the salary for a public prosecutors at the beginning of his/her career is 2,0 times higher (the EU median is 1,7).

At the highest level, the minimum absolute gross salary for prosecutors in the European Union is 44 880€ and the maximum is 194 005€. Czech Republic's absolute gross salaries for prosecutors at the highest level is -4% below the EU median of 87 247€.

3. System of compensating users in Czech Republic (2022 data)

System for compensating users

2022	Number of requests for compensation	Number of condemnations	Amount paid in compensations
Total	4 762	2 153	11 446 891 €
Excessive length of proceedings	NA	NA	NA
Non-execution of court decisions	NA	NA	NA
Wrongful arrest/detention	NA	NA	NA
Wrongful conviction	NA	NA	NA
Other	NA	NA	NA

Year	Number of requests for compensation	Number of condemnations	Amount paid in compensations
2020	NA	NA	NA
2021	5 356	2 490	9 617 860 €
2022	4 762	2 153	11 446 891 €

4. Performance of courts in Czech Republic (2022 data)

• Efficiency indicators

- Clearance Rate (CR) and Disposition Time (DT)

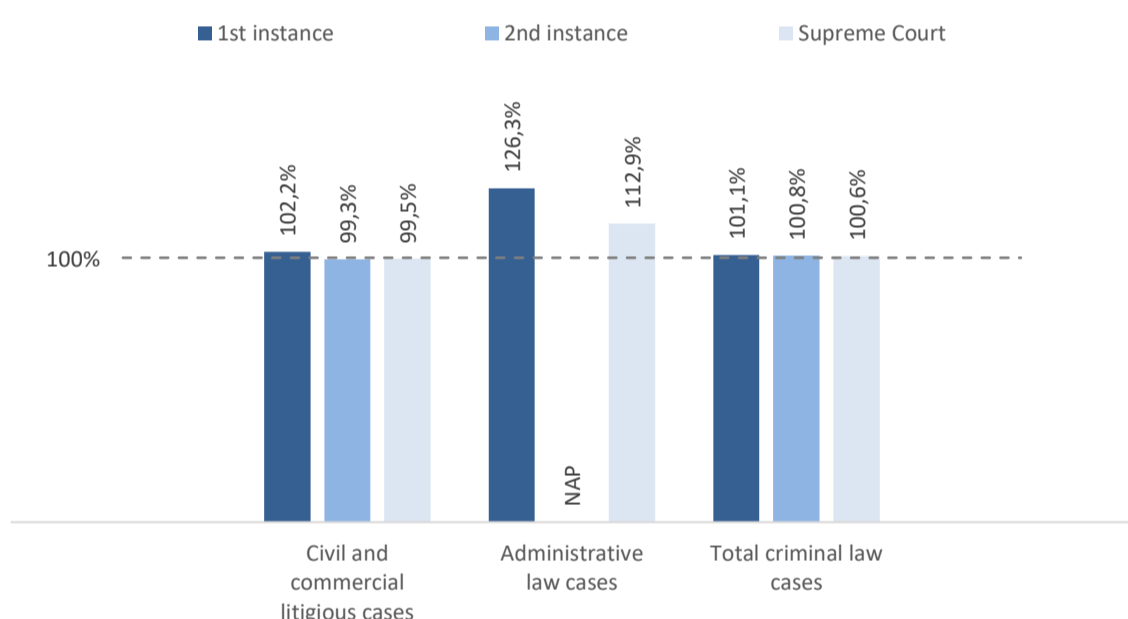
The Clearance Rate shows the capacity of a judicial system to deal with the incoming cases. A Clearance Rate of 100% and higher does not generate backlog.

The Disposition Time determines the estimated number of days necessary for a pending case to be solved in a court.

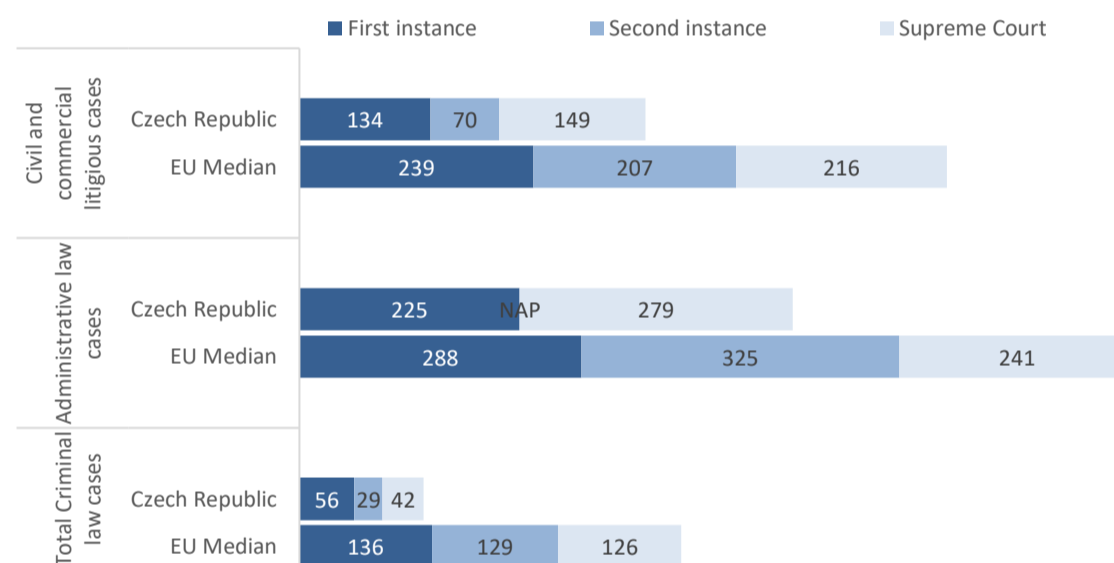
Overall efficiency by instance and by case matter

Overall efficiency by instance and by case matter		Civil and commercial litigious cases		Administrative law cases		Total criminal law cases	
		Czech Republic	EU Median	Czech Republic	EU Median	Czech Republic	EU Median
Clearance Rate (%)	1st instance	102,2%	100,5%	126,3%	98,8%	101,1%	100,0%
	2nd instance	99,3%	97,1%	NAP	102,3%	100,8%	99,1%
	Supreme Court	99,5%	104,7%	112,9%	101,7%	100,6%	98,5%
Disposition Time (days)	1st instance	134	239	225	288	56	136
	2nd instance	70	207	NAP	325	29	129
	Supreme Court	149	216	279	241	42	126

Clearance Rate by instance and by matter in 2022 (%)



Disposition Time by instance and by matter in 2022 (days)



In 2022, criminal law cases appear to be the fastest in the Czech Republic (more specifically in the second instance), which is similar to the trend observed in the EU for the reference year. At the same time, third instance administrative law cases are the longest in the Czech Republic, and somewhat above the EU median for this type of cases. In all matters, the total length of proceedings in the Czech Republic is well below the EU median, especially for civil litigious cases but also criminal law cases.

At first instance, the Clearance Rate indicator is satisfactory for all types of cases, exceeding the 100% threshold. The Disposition Time is also below the EU median for all types of cases.

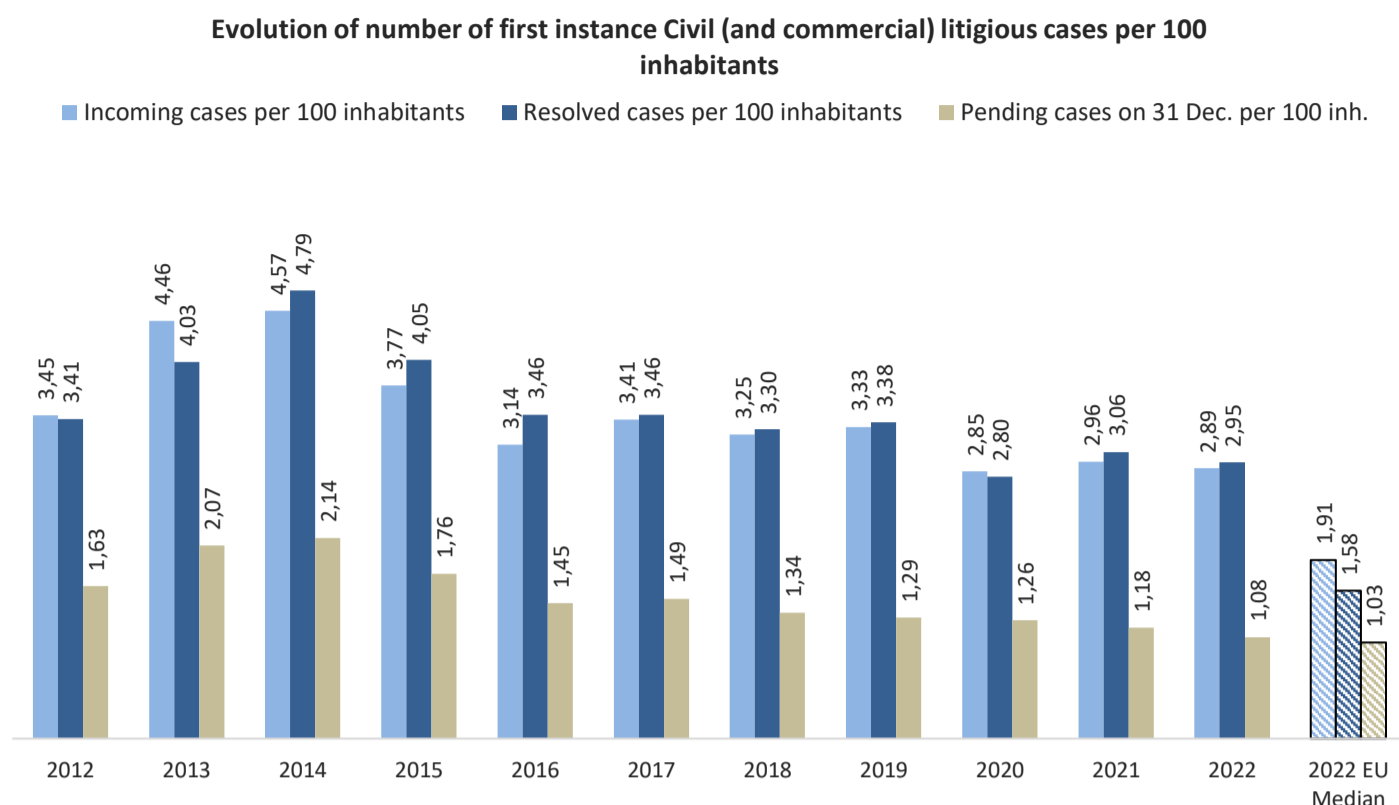
At second instance, courts also seem to efficiently deal with cases, as the Clearance Rate is above or very close to the 100% threshold for civil litigious and criminal law cases. Accordingly, the Disposition Time is below the EU median for both types of cases.

For the third instance, the Clearance Rate indicator is above the 100% threshold for administrative law and criminal law cases, and very close to 100% for civil litigious cases. Furthermore, the Disposition Time is below the EU median for civil litigious and criminal law cases, while for administrative law cases, although lower than in 2021, still appears above the EU median.

First instance Civil (and commercial) litigious cases

◦ Incoming, resolved and pending cases

First instance Civil (and commercial) litigious cases	Incoming cases per 100 inhabitants	Resolved cases per 100 inhabitants	Pending cases on 31 Dec. per 100 inh.
2012	3,45	3,41	1,63
2013	4,46	4,03	2,07
2014	4,57	4,79	2,14
2015	3,77	4,05	1,76
2016	3,14	3,46	1,45
2017	3,41	3,46	1,49
2018	3,25	3,30	1,34
2019	3,33	3,38	1,29
2020	2,85	2,80	1,26
2021	2,96	3,06	1,18
2022	2,89	2,95	1,08
2022 EU Median	1,91	1,58	1,03



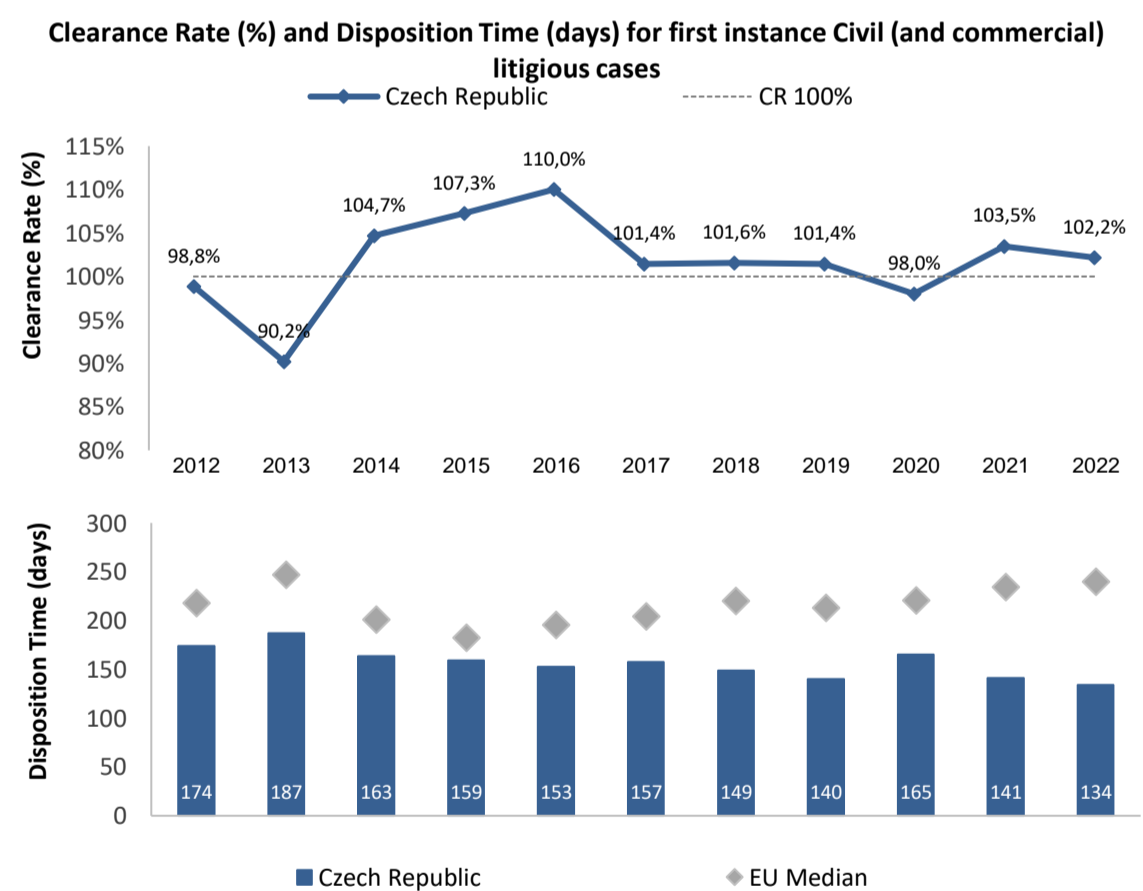
The number of incoming cases in 2022 in Czech Republic (2,89 per 100 inhabitants) is well above the EU median (1,91 per 100 inhabitants).

The number of resolved cases in 2022 in Czech Republic (2,95 per 100 inhabitants) is well above the EU median (1,58 per 100 inhabitants).

The number of pending cases at the end of 2022 in Czech Republic (1,08 per 100 inhabitants) is slightly above the EU median (1,03 per 100 inhabitants).

◦ Clearance Rate and Disposition Time

First instance Civil (and commercial) litigious cases	Clearance Rate (%)		Disposition Time (days)	
	Czech Republic	EU Median	Czech Republic	EU Median
2012	98,8%	100,4%	174	218
2013	90,2%	101,2%	187	247
2014	104,7%	101,8%	163	201
2015	107,3%	102,5%	159	182
2016	110,0%	102,0%	153	196
2017	101,4%	101,3%	157	204
2018	101,6%	101,2%	149	220
2019	101,4%	99,9%	140	213
2020	98,0%	98,5%	165	221
2021	103,5%	102,5%	141	234
2022	102,2%	100,5%	134	239



With a Clearance Rate calculated at 102,2% in 2022 Czech Republic seems to efficiently deal with its first instance Civil (and commercial) litigious cases.

Between 2021 and 2022, the Clearance Rate has decreased by -1,3 points.

In 2022, first instance Civil (and commercial) litigious cases are solved in approximately 134 days, which is well below the EU median of 239 days.

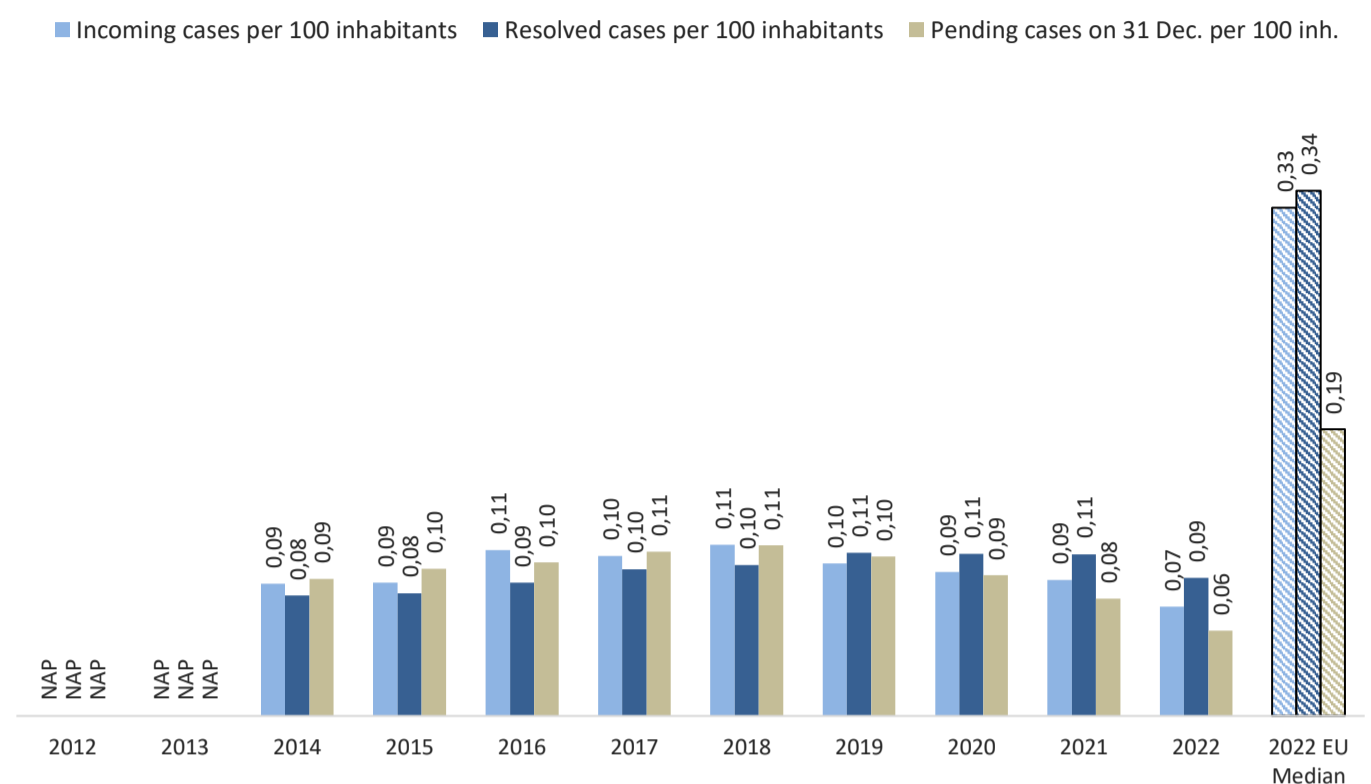
The analysis of the 2021 - 2022 period reveals a -4,9% decrease of the Disposition Time.

First instance Administrative law cases

◦ Incoming, resolved and pending cases

First instance Administrative law cases	Incoming cases per 100 inhabitants	Resolved cases per 100 inhabitants	Pending cases on 31 Dec. per 100 inh.
2012	NAP	NAP	NAP
2013	NAP	NAP	NAP
2014	0,09	0,08	0,09
2015	0,09	0,08	0,10
2016	0,11	0,09	0,10
2017	0,10	0,10	0,11
2018	0,11	0,10	0,11
2019	0,10	0,11	0,10
2020	0,09	0,11	0,09
2021	0,09	0,11	0,08
2022	0,07	0,09	0,06
2022 EU Median	0,33	0,34	0,19

Evolution of number of first instance Administrative law cases per 100 inhabitants



The number of incoming administrative cases in 2022 in Czech Republic (0,07 per 100 inhabitants) is below the EU median (0,33 per 100 inhabitants).

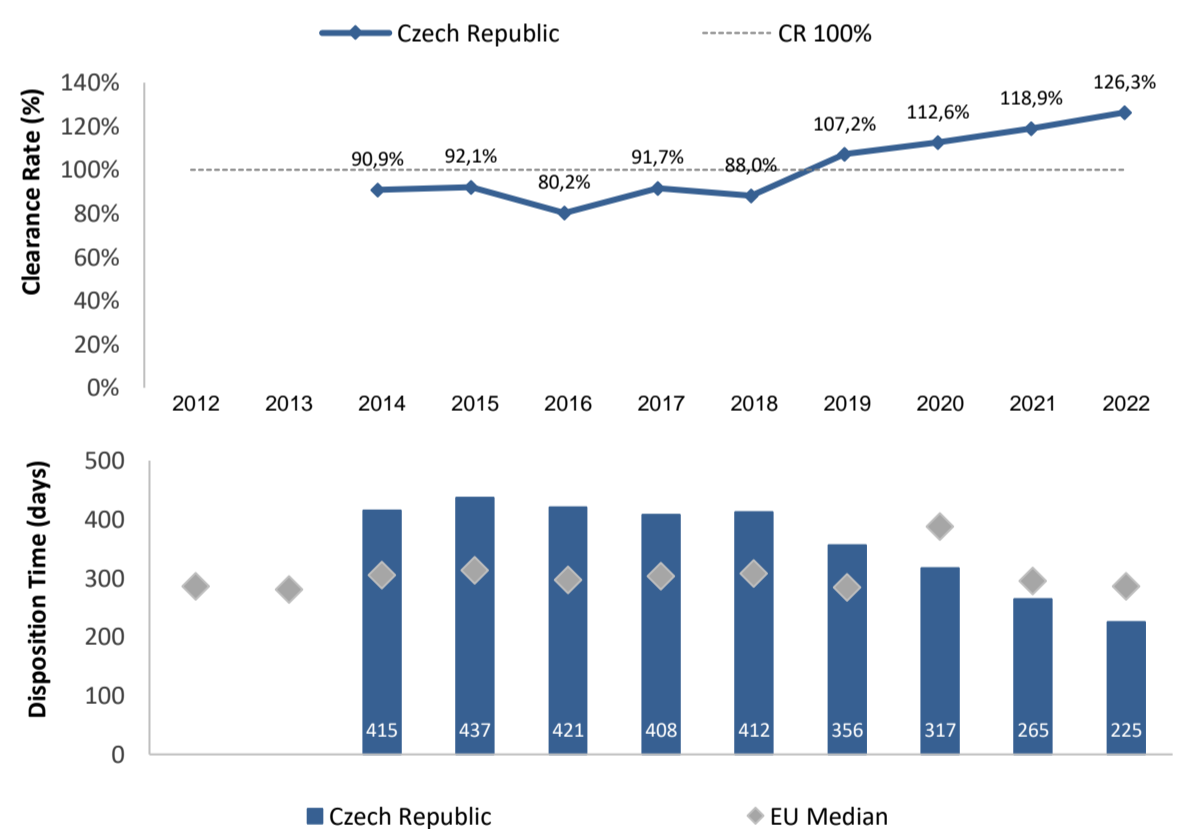
The number of resolved administrative cases in 2022 in Czech Republic (0,09 per 100 inhabitants) is below the EU median (0,34 per 100 inhabitants).

The number of pending administrative cases at the end of 2022 in Czech Republic (0,06 per 100 inhabitants) is below the EU median (0,19 per 100 inhabitants).

◦ Clearance Rate and Disposition Time

First instance Administrative law cases	Clearance Rate (%)		Disposition Time (days)	
	Czech Republic	EU Median	Czech Republic	EU Median
2012	NAP	101,0%	NAP	286
2013	NAP	100,3%	NAP	281
2014	90,9%	99,6%	415	305
2015	92,1%	103,3%	437	313
2016	80,2%	103,0%	421	297
2017	91,7%	102,1%	408	303
2018	88,0%	99,7%	412	308
2019	107,2%	102,1%	356	284
2020	112,6%	100,1%	317	388
2021	118,9%	101,7%	265	296
2022	126,3%	98,7%	225	286

Clearance Rate (%) and Disposition Time (days) for first instance Administrative cases



With a Clearance Rate calculated at 126,3% in 2022 Czech Republic seems to efficiently deal with its first instance Administrative law cases.

Between 2021 and 2022, the Clearance Rate has increased by 7,4 points.

In 2022, first instance Administrative law cases are solved in approximately 225 days, which is below the EU median of 286 days.

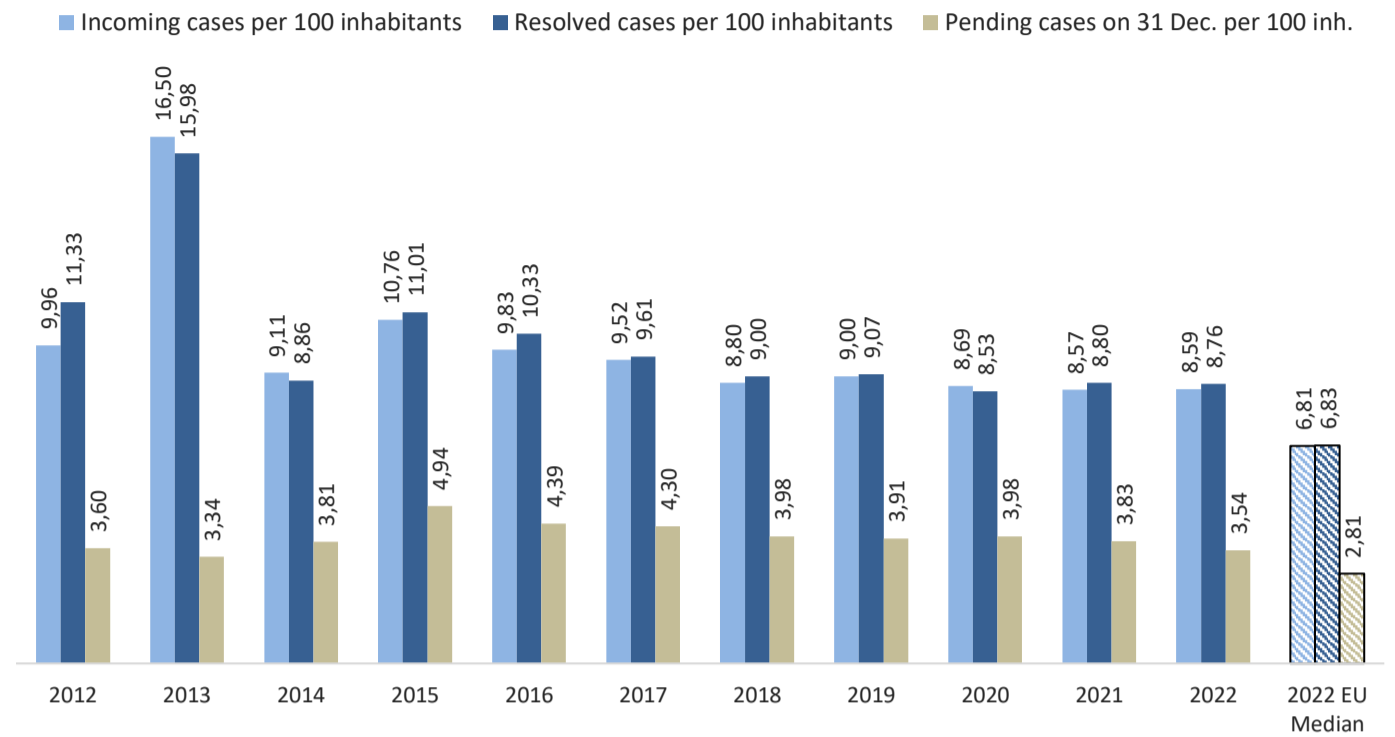
The analysis of the 2021 - 2022 period reveals a -15,0% decrease of the Disposition Time.

First instance Total of other than criminal cases

◦ Incoming, resolved and pending cases

First instance Total other than criminal cases	Incoming cases per 100 inhabitants	Resolved cases per 100 inhabitants	Pending cases on 31 Dec. per 100 inh.
2012	9,96	11,33	3,60
2013	16,50	15,98	3,34
2014	9,11	8,86	3,81
2015	10,76	11,01	4,94
2016	9,83	10,33	4,39
2017	9,52	9,61	4,30
2018	8,80	9,00	3,98
2019	9,00	9,07	3,91
2020	8,69	8,53	3,98
2021	8,57	8,80	3,83
2022	8,59	8,76	3,54
2022 EU Median	6,81	6,83	2,81

Evolution of number of first instance Total other than criminal cases per 100 inhabitants



The number of incoming cases in 2022 in Czech Republic (8,59 per 100 inhabitants) is well above the EU median (6,81 per 100 inhabitants).

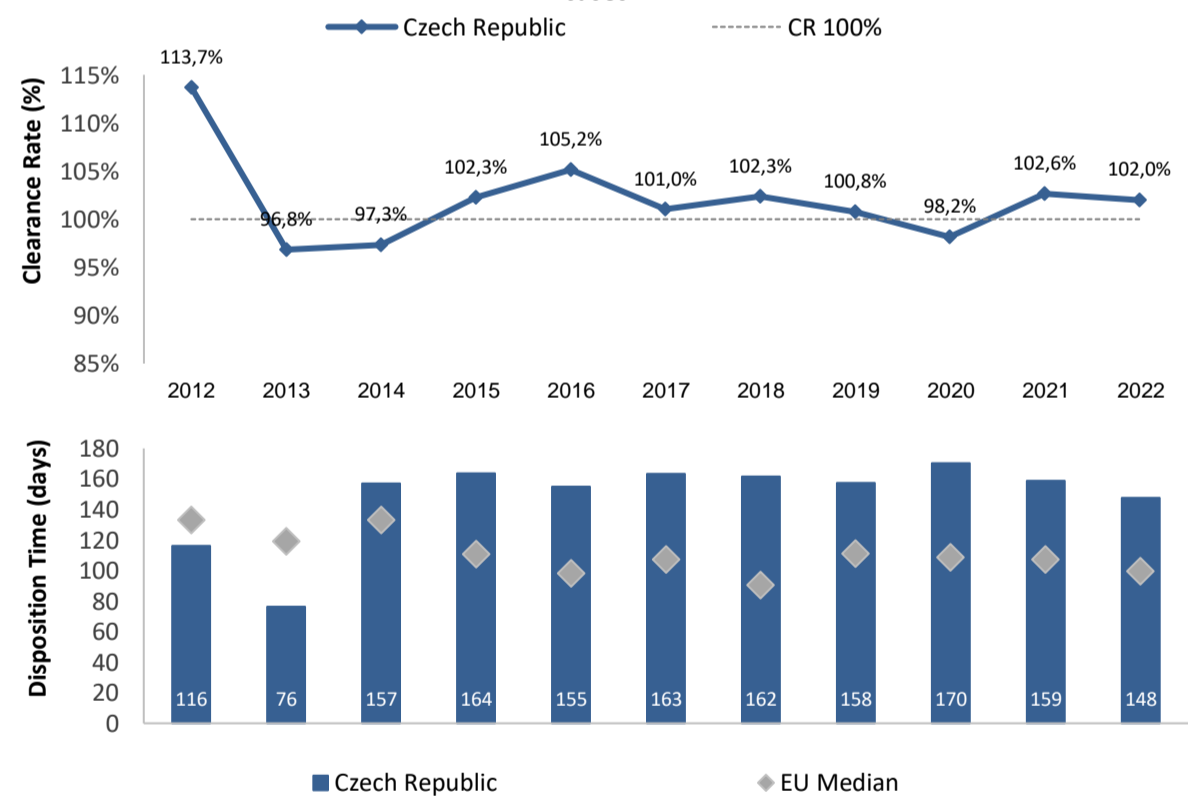
The number of resolved cases in 2022 in Czech Republic (8,76 per 100 inhabitants) is well above the EU median (6,83 per 100 inhabitants).

The number of pending cases at the end of 2022 in Czech Republic (3,54 per 100 inhabitants) is above the EU median (2,81 per 100 inhabitants).

◦ Clearance Rate and Disposition Time

First instance Total other than criminal cases	Clearance Rate (%)		Disposition Time (days)	
	Czech Republic	EU Median	Czech Republic	EU Median
2012	113,7%	100,5%	116	133
2013	96,8%	100,7%	76	119
2014	97,3%	101,9%	157	133
2015	102,3%	101,2%	164	111
2016	105,2%	101,5%	155	98
2017	101,0%	100,6%	163	107
2018	102,3%	100,6%	162	91
2019	100,8%	99,8%	158	111
2020	98,2%	98,7%	170	109
2021	102,6%	101,2%	159	107
2022	102,0%	99,8%	148	100

Clearance Rate (%) and Disposition Time (days) for first instance Total of other than criminal cases



With a Clearance Rate calculated at 102,0% in 2022 Czech Republic seems to efficiently deal with its other than criminal cases.

Between 2021 and 2022, the Clearance Rate has decreased by -0,6 points.

In 2022, other than criminal cases are solved in approximately 148 days, which is above the EU median of 100 days.

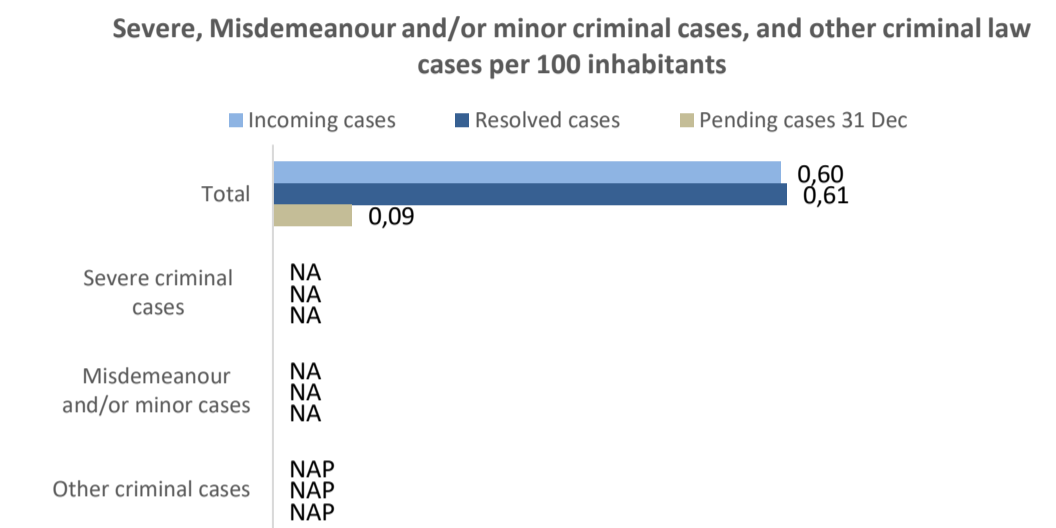
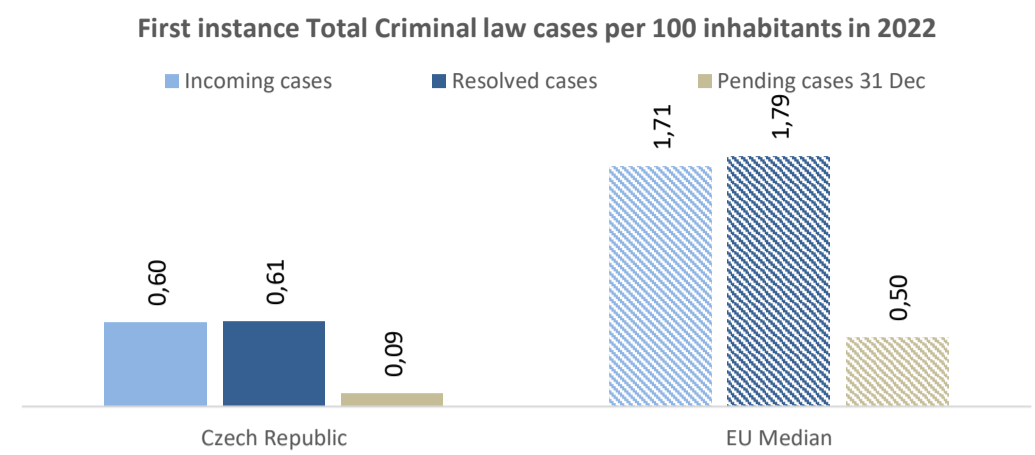
The analysis of the 2021 - 2022 period reveals a -7,1% decrease of the Disposition Time.

First instance Criminal Law Cases

◦ Incoming, resolved and pending cases

First instance Criminal Law Cases	Pending cases 1 Jan	Incoming cases	Resolved cases	Pending cases 31 Dec
Total	10 872	65 299	66 020	10 151
Severe criminal cases	NA	NA	NA	NA
Misdemeanour and/or minor cases	NA	NA	NA	NA
Other criminal cases	NAP	NAP	NAP	NAP

First instance Criminal Law Cases Per 100 inh.	Pending cases 1 Jan	Incoming cases	Resolved cases	Pending cases 31 Dec
Total	0,10	0,60	0,61	0,09
Severe criminal cases	NA	NA	NA	NA
Misdemeanour and/or minor cases	NA	NA	NA	NA
Other criminal cases	NAP	NAP	NAP	NAP



The number of total incoming criminal cases in 2022 in Czech Republic (0,60 per 100 inhabitants) is significantly below the EU median (1,71 per 100 inhabitants).

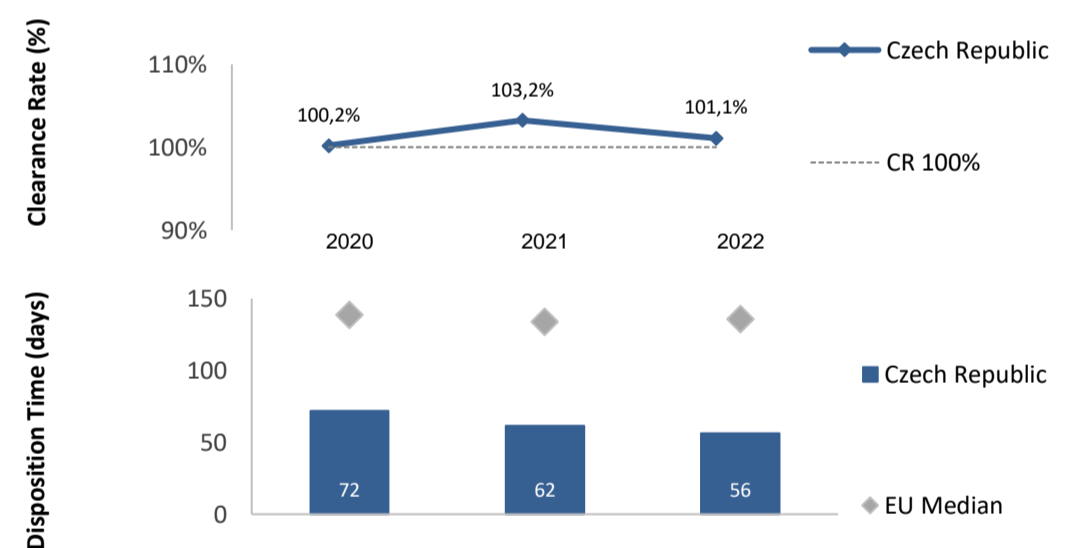
The number of total resolved criminal cases in 2022 in Czech Republic (0,61 per 100 inhabitants) is significantly below the EU median (1,79 per 100 inhabitants).

The number of total pending criminal cases at the end of 2022 in Czech Republic (0,09 per 100 inhabitants) is below EU median (0,50 per 100 inhabitants).

◦ Clearance Rate and Disposition Time

First instance Total criminal law cases	Clearance Rate (%)		Disposition Time (days)	
	Czech Republic	EU Median	Czech Republic	EU Median
2020	100,2%	95,2%	72	139
2021	103,2%	100,0%	62	134
2022	101,1%	100,0%	56	136

Clearance Rate (%) and Disposition Time (days) for First Instance Total criminal law cases



With a Clearance Rate calculated at 101,1% in 2022 Czech Republic seems to be able to deal with its first instance total criminal law cases.

Between 2021 and 2022, the Clearance Rate has decreased by -2,1 points.

In 2022, first instance total criminal law cases are solved in approximately 56 days, which is significantly below the EU median of 136 days.

The analysis of the 2021 - 2022 period reveals a -9,0% decrease of the Disposition Time.

It is not possible to distinguish between serious offences and minor offences. Thus only total number of cases is reported. Also, there are no cases that could be reported in "Other cases".

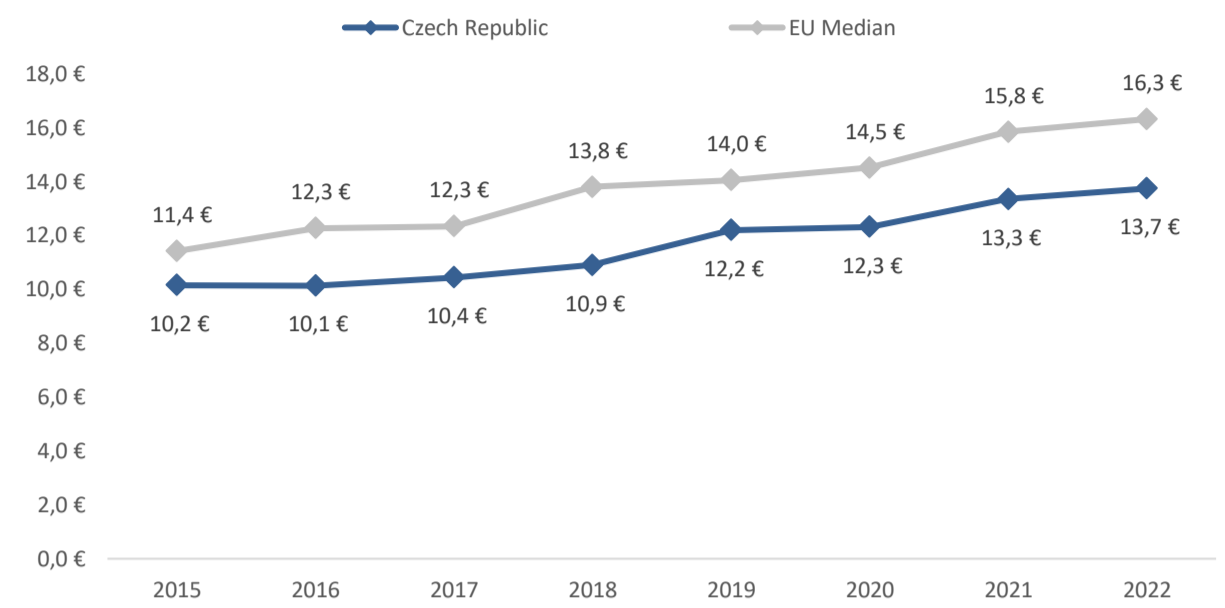
5. Public prosecution services in Czech Republic (2022 data)

Public prosecution implemented budget

Total implemented annual public budget allocated to the public prosecution services in €	Absolute Number	Per inhabitant	
	Czech Republic	Czech Republic	EU Median
2015	107 147 762 €	10,2 €	11,4 €
2016	107 167 590 €	10,1 €	12,3 €
2017	110 483 428 €	10,4 €	12,3 €
2018	116 129 722 €	10,9 €	13,8 €
2019	130 137 857 €	12,2 €	14,0 €
2020	131 805 533 €	12,3 €	14,5 €
2021	140 386 954 €	13,3 €	15,8 €
2022	149 073 927 €	13,7 €	16,3 €

Implemented annual public budget allocated to training of public prosecution services in € (included in the total)	Absolute Number	Per inhabitant	
	Czech Republic	Czech Republic	EU Median
2019	15 368 €	0,00 €	0,03 €
2020	7 390 €	0,00 €	0,01 €
2021	13 118 €	0,00 €	0,02 €
2022	9 628 €	0,00 €	0,01 €

Total implemented annual public budget allocated to the public prosecution services in €



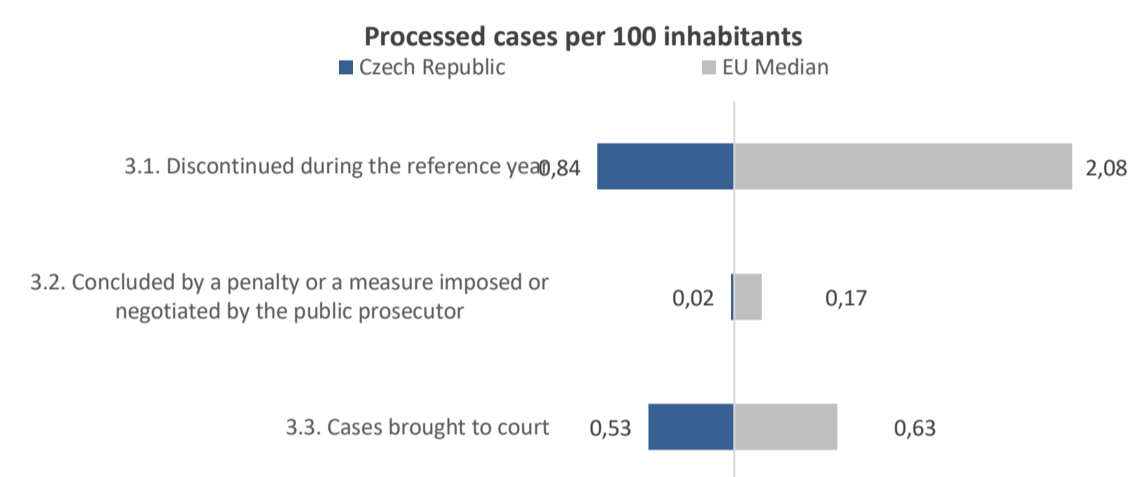
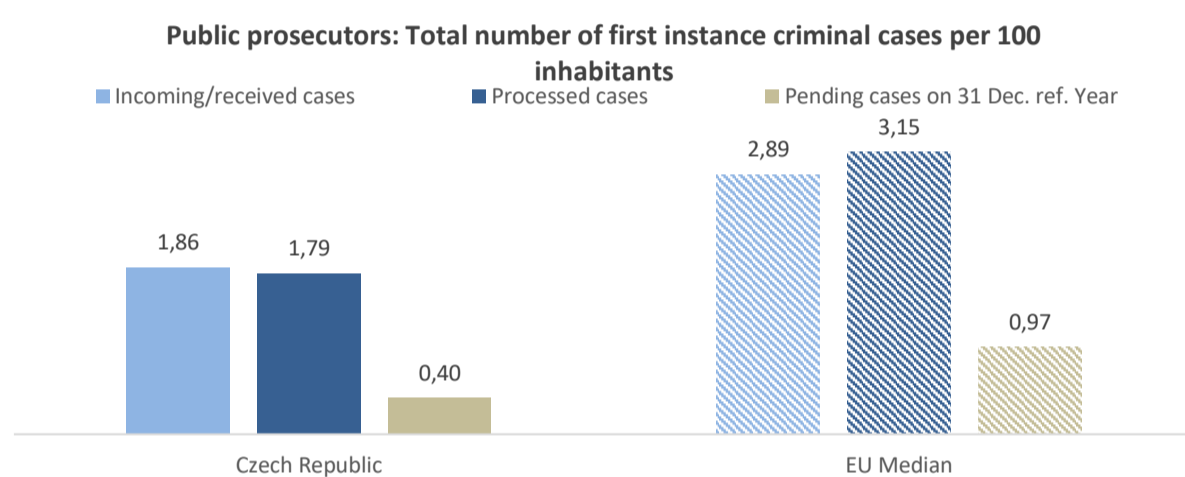
Public prosecution caseload: Number of first instance criminal cases

Public prosecution caseload: Number of first instance criminal cases	Absolute Number *			Per 100 inhabitants	
	Czech Republic	% Variation 2021 - 2022		Czech Republic	Eu Median
1. Pending cases on 1 Jan. ref. year	36 086	▲ 1,5%		0,33	0,88
2. Incoming/received cases	201 948	▲ 19,5%		1,86	2,89
3. Processed cases (3.1 + 3.2 + 3.3 + 3.4)	194 112	▲ 15,2%		1,79	3,15
3.1. Discontinued during the reference year	91 559	▼ -3,9%		0,84	2,08
3.1.1 Discontinued by the public prosecutor because the offender could not be identified	NA	NA		NA	0,61
3.1.2 Discontinued by the public prosecutor due to the lack of an established offence or a specific legal situation	NA	NA		NA	0,64
3.1.3 Discontinued by the public prosecutor for reasons of opportunity	NA	NA		NA	0,12
3.1.4 Discontinued for other reasons	NA	NA		NA	0,06
3.2. Concluded by a penalty or a measure imposed or negotiated by the public prosecutor	2 315	▼ -4,6%		0,02	0,17
3.3. Cases brought to court	57 405	▲ 5,5%		0,53	0,63
4. Pending cases on 31 Dec. ref. year	43 922	▲ 21,7%		0,40	0,97

* Please note that these figures include traffic offence cases.

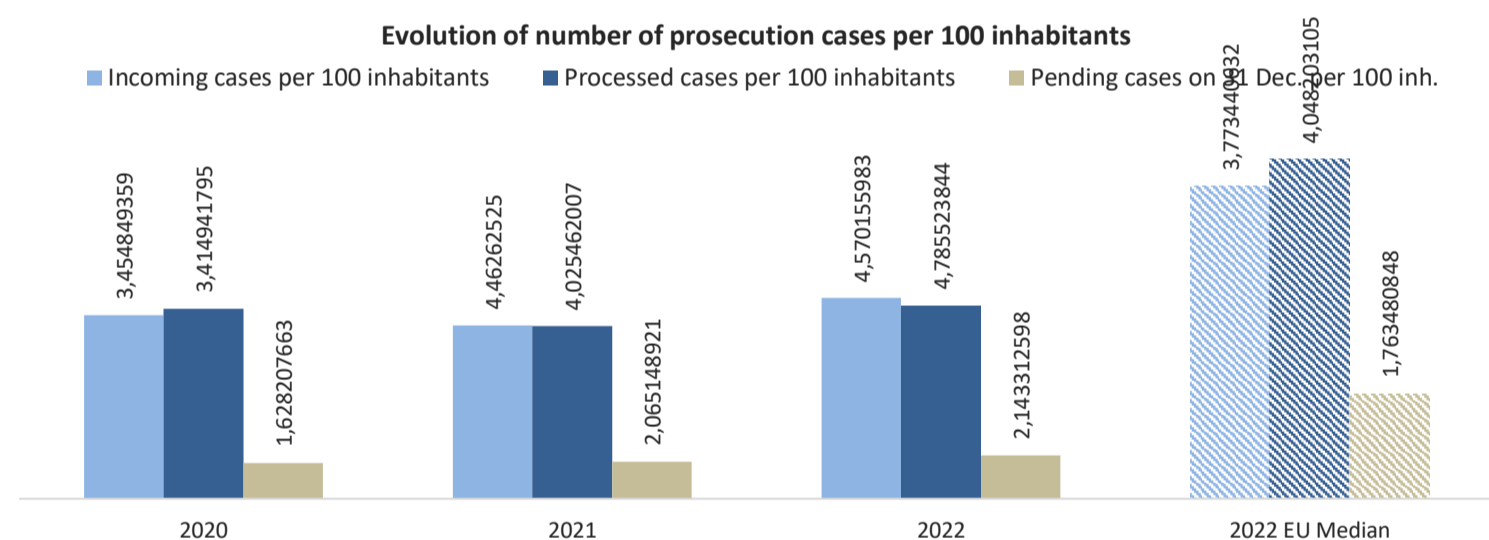
According to the comments provided by Czech Republic, it is important mentioning that data comes from various sources. Moreover, there are many reasons why the prosecution could be discontinued, and it is difficult to say under which category they should be included. However, the reasons may include the following:

1. if such prosecution concerns a person who is exempt from the competencies of the law enforcement authorities or a person for whom the law requires an official consent for their prosecution, if such consent was not awarded by an entitled authority, unless the exemption is temporary or unless the criminal prosecution of the person is inadmissible due to lack of consent only temporarily;
2. if it concerns a person who is below the age of criminal responsibility;
3. if it is against a person whose mental illness, that occurred after the criminal offence was committed, makes it permanently impossible for them to understand the purpose of the criminal prosecution;
4. many others.



Evolution of incoming, processed and pending cases

Year	First instance Total other than criminal cases	Incoming cases per 100 inhabitants	Processed cases per 100 inhabitants	Pending cases on 31 Dec. per 100 inh.
2020		1,70	1,76	0,33
2021		1,61	1,60	0,34
2022		1,86	1,79	0,40
2022 EU Median		2,89	3,15	0,97



The number of incoming cases in 2022 in Czech Republic (1,86 per 100 inhabitants) is somewhat below EU median (2,89 per 100 inhabitants).

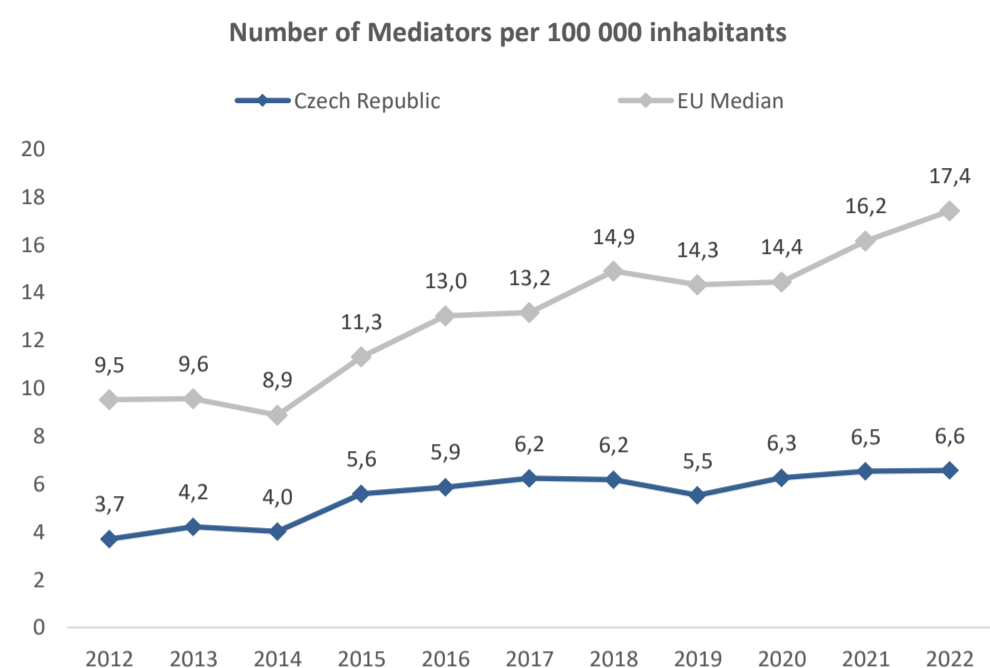
The number of resolved cases in 2022 in Czech Republic (1,79 per 100 inhabitants) is somewhat below EU median (3,15 per 100 inhabitants).

The number of pending cases at the end of 2022 in Czech Republic (0,40 per 100 inhabitants) is significantly below EU median (0,97 per 100 inhabitants).

6. Mediators and notaries in Czech Republic (2022 data)

Number of mediators in 2022

Mediators	Absolute Number	Per 100 000 inhabitants	
	Czech Republic	Czech Republic	EU Median
2012	388	3,7	9,5
2013	442	4,2	9,6
2014	421	4,0	8,9
2015	589	5,6	11,3
2016	620	5,9	13,0
2017	660	6,2	13,2
2018	657	6,2	14,9
2019	589	5,5	14,3
2020	669	6,3	14,4
2021	686	6,5	16,2
2022	712	6,6	17,4



In 2022, there are 712 accredited or registered mediators who practise court related mediation which represents 6,6 accredited or registered mediators per 100 000 inhabitants.

The variation between 2021 and 2022 is about 3,8%.

From the above mentioned number of mediators there are 362 mediators in criminal cases and 350 mediators in non criminal cases (of which there are 307 active mediators).

Registered mediators are people who have proven their knowledge and abilities by passing an exam and meet other conditions set by law. According to the law, upon one's request, the Ministry shall register a person who is capable of legal acts, is of good repute and integrity, has obtained a master's degree from university in the Czech Republic (or has obtained a similar higher education abroad, if according to an international treaty to which the Czech Republic is bound the recognition of such education is determined), has passed the mediator exam (or has been recognized as qualified), and has not been removed from the list of mediators in the last 5 years before submitting the application. A person of good repute and integrity is one who has not been legally sentenced for an intentionally committed criminal offence or a crime committed due to negligence in connection with the performance of the mediator's activities.

Number of notaries in 2022

Notaries	Absolute Number	Per 100 000 inhabitants	
	Czech Republic	Czech Republic	EU Median
Total	438	4,0	7,6
1.Private professionals	NAP	NAP	-
2.Holders of public offices appointed by	438	4,0	7,6
3.Civil servants	NAP	NAP	-
4.Other	NAP	NAP	-

In 2022, there are 438 notaries which represent 4,0 notaries per 100 000 inhabitants.

7. ICT tools of courts in Czech Republic (2022 data)

The ICT questions

The answers to the ICT questions in 2022 can be summarised to :

Writing assistance tools	Civil and/or commercial	Administrative	Criminal
Deployment rate	75-95 %	75-95 %	75-95 %
Usage rate	NA	NA	NA

Features of the writing assistance tools	Civil and/or commercial	Administrative	Criminal
Templates	Yes	Yes	Yes
Automatically generated text	Yes	No	Yes
Automatically suggested decision	No	No	No
Speech-to-text	Yes	Yes	Yes
Electronic signature	Yes	Yes	Yes
Other special functionality	No	No	No

Recording of court hearings	Civil and/or commercial	Administrative	Criminal
Deployment rate	75-95 %	75-95 %	95-100 %
Usage rate	75-95 %	75-95 %	95-100 %

Features of the recording of court hearings	Civil and/or commercial	Administrative	Criminal
Audio recording	Yes	Yes	Yes
Video recording	Yes	Yes	Yes
Systematic recording for all hearings	Yes	Yes	Yes
Automatically indexed recording	No	No	No
Automatic transcript from recording	Yes	Yes	Yes
Possibility to request a copy of the recording	Yes	Yes	Yes
Other special functionality	No	No	No

APSTR is an application that allows courts to work with document templates, create new templates, and generate parts of documents. This application is only available for district courts.

The templates are available for all courts but do not cover all matters.

Speech-to-text tools are available for all courts.

Recording of court hearings is compulsory in all matters in the form of audio or audiovisual recordings since 2009. The recording of court hearing projects have been implemented slowly in terms of both hardware and software. The crucial aspect has been ensuring appropriate funding. In the last two years, the court hearings projects have reached their peak.

8. Systems for measuring and evaluating the performance of courts and public prosecution services in Czech Republic (2022 data)

In Czech Republic, quality standards are not determined for the judicial system at the national level.

Systems for measuring and evaluating courts' performance

A regular monitoring system of court activities is in place concerning:

Number of incoming cases	✔	Satisfaction of users (regarding the services delivered by the courts)	✘
Length of proceedings (timeframes)	✔	Costs of the judicial procedures	✘
Number of resolved cases	✔	Number of appeals	✔
Number of pending cases	✔	Appeal ratio	✔
Backlogs	✔	Clearance rate	✘
Productivity of judges and court staff	✘	Disposition time	✘
Satisfaction of court staff	✘	Other	✘

In Czech Republic, there is a system to regularly evaluate the activity of each public prosecution service qualitatively but not quantitatively.

Quantitative performance targets exist for judges. ✔

The consequences if these targets are not met are:

Without disciplinary procedure

Warning by court's president	✔
Temporary salary reduction	✘
Reflected in the individual assessment	✘
Other	✘

With disciplinary procedure

Warning by court's president	✘
Temporary salary reduction	✘
Reflected in the individual assessment	✘
Other	✘

Quantitative performance targets exist but they are not strictly binding.

Systems for measuring and evaluating public prosecution services' performance

A regular monitoring system of public prosecution services activities is in place concerning:

Number of incoming cases	✔	Satisfaction of users (regarding the services delivered by the public prosecution)	✘
Length of proceedings (timeframes)	✔	Costs of the judicial procedures	✘
Number of resolved cases	✔	Clearance rate	✘
Number of pending cases	✔	Disposition time	✘
Backlogs	✔	Percentage of convictions and acquittals	✘
Productivity of prosecutors and prosecution staff	✘	Other	✘
Satisfaction of prosecution staff	✘		

Quantitative performance targets do not exist for public prosecutors. ✘

Without disciplinary procedure

Warning by head of prosecution	NAP
Temporary salary reduction	NAP
Reflected in the individual assessment	NAP
Other	NAP

With disciplinary procedure

Warning by head of prosecution	NAP
Temporary salary reduction	NAP
Reflected in the individual assessment	NAP
Other	NAP

Czech Republic

(2012-2022) data tables

Question	2012	2013	2014	2015	2016	2017	2018	2019	2020	2021	2022	Variations for quantitative questions	
												2012-2022	2021-2022
Table General Data: Economic and demographic data, in absolute values (Q1, Q3, Q5)													
Q1 Number of inhabitants	10 509 286	10 510 719	10 524 783	10 553 843	10 578 820	10 589 526	10 649 800	10 669 324	10 701 777	10 516 707	10 850 620	3,2%	3,2%
Q.3 GDP Per capita (in €) in current prices	14 557	13 473	14 602	15 985	16 700	18 095	19 489	20 830	20 278	22 267	26 334	80,9%	18,3%
Q5. Exchange rate of Nat currency to € on 1 Jan	25	27	28	27	27	26	26	25	26	25	24	-4,1%	-3,0%
Indicator 1: Systems for measuring and evaluating the performance of courts and prosecution services													
(Q66, Q67, Q77, Q78, Q77-1, Q78-1, Q73, Q73-0, Q73-1, Q73-2, Q73-3, Q73-4, Q73-5, Q73-6, Q70, Q70-1, Q71, Q72, Q83-2, Q83-3, Q120 and Q120-1)													
66 Qlty standards formulated_jud system	No	No	No	No	False	False	False	False	False	False	False	False	False
67 Specialised court staff entrusted_qlty standards	No	No	No	No	False	False	False	False	False	False	False	False	False
070.1.1 number of incoming cases	Yes	Yes	Yes	Yes	True	True	True	True	True	True	True	True	True
070.1.2 length of proceedings (timeframes)	Yes	Yes	Yes	Yes	True	True	True	True	True	True	True	True	True
070.1.3 number of resolved cases	Yes	Yes	Yes	Yes	True	True	True	True	True	True	True	True	True
070.1.4 number of pending cases							True	True	True	True	True	True	True
070.1.5 backlogs							True	True	True	True	True	True	True
070.1.6 productivity of judges and court staff							False	False	False	False	False	False	False
070.1.7 satisfaction of court staff							False	False	False	False	False	False	False
070.1.8 satisfaction of users (regarding the services delivered by the courts)							False	False	False	False	False	False	False
070.1.9 costs of the judicial procedures							False	False	False	False	False	False	False
070.1.10 number of appeals							True	True	True	True	True	True	True
070.1.11 appeal ratio							True	True	True	True	True	True	True
070.1.12 clearance rate							False	False	False	False	False	False	False
070-1.1.1 Number of incoming cases									True	True	True	True	True
070-1.1.2 Length of proceedings (timeframes)									True	True	True	True	True

Czech Republic

(2012-2022) data tables

Question	2012	2013	2014	2015	2016	2017	2018	2019	2020	2021	2022	Variations for quantitative questions	
												2012-2022	2021-2022
070-1.1.3 Number of resolved cases									True	True	True		
070-1.1.4 Number of pending cases									True	True	True		
070-1.1.5 Backlogs									True	True	True		
070-1.1.6 Productivity of prosecutors and prosecution staff									False	False	False		
070-1.1.7 Satisfaction of prosecution staff									False	False	False		
070-1.1.8 Satisfaction of users (regarding the services delivered by the public prosecution)									False	False	False		
070-1.1.9 Costs of the judicial procedures									False	False	False		
070-1.1.10 Clearance rate									False	False	False		
070-1.1.11 Disposition time									False	False	False		
070-1.1.12 Percentage of convictions and acquittals									False	False	False		
070-1.1.13 Other									False	False	False		
071.1.1 Monitoring backlogs in Civil law cases									True	True	True		
071.1.2 Monitoring backlogs in Criminal law cases									True	True	True		
071.1.3 Monitoring backlogs in Administrative law cases									True	True	True		
072.1.1 Monitoring timeframes Within the courts									False	False	False		
072.1.2 Monitoring timeframes Within the public prosecution services									False	False	False		
083-2.1.1 Quantitative performance targets defined for each prosecutors									False	False	False		
083-3.1.1 Body responsible - Executive power (for example the Ministry of Justice)									NAP	NAP	NAP		
083-3.1.2 Body responsible - Prosecutor General /State public prosecutor									NAP	NAP	NAP		
083-3.1.3 Body responsible - Public Prosecutorial Council									NAP	NAP	NAP		
083-3.1.4 Body responsible - Head of the organisational unit or hierarchically superior public prosecutor									NAP	NAP	NAP		
083-3.1.5 Body responsible - Other									NAP	NAP	NAP		

Czech Republic

(2012-2022) data tables

Question	2012	2013	2014	2015	2016	2017	2018	2019	2020	2021	2022	Variations for quantitative questions	
												2012-2022	2021-2022
120.1.1 Qualitative individual assessment of the public prosecutors' work									-	-	-		
120-1.1.1 Feequency - Annual									False	False	False		
120-1.1.2 Feequency - Less frequent									True	True	True		
120-1.1.3 Feequency - More frequent									False	False	False		
Indicator 2: The judicial organisation													
(Q42, Q43 and Q44)													
Q42.1.1 Total number of all courts - legal entities									98	98	98	-	0,0%
Q42.1.2 Total number of courts of general jurisdiction - legal entities									97	97	97	-	0,0%
Q42.1.3 First instance courts of general jurisdiction - legal entities	86	86	86	86	86	86	86	86	86	86	86	0,0%	0,0%
Q42.1.4 Second instance courts of general jurisdiction - legal entities									10	10	10	-	0,0%
Q42.1.5 Highest instance courts of general jurisdiction - legal entities									1	1	1	-	0,0%
Q42.1.6 Total number of specialised courts - legal entities									1	1	1	-	0,0%
43.1.1 Total number of specialised courts of first instance	NAP	NAP	NAP	NAP	NAP	NAP	NAP	NAP	NAP	NAP	NAP	-	-
43.1.2 Commercial courts (excluded insolvency courts)	NAP	NAP	NAP	NAP	NAP	NAP	NAP	NAP	NAP	NAP	NAP	-	-
43.1.3 Insolvency courts	NAP	NAP	NAP	NAP	NAP	NAP	NAP	NAP	NAP	NAP	NAP	-	-
43.1.4 Labour courts	NAP	NAP	NAP	NAP	NAP	NAP	NAP	NAP	NAP	NAP	NAP	-	-
43.1.5 Family courts	NAP	NAP	NAP	NAP	NAP	NAP	NAP	NAP	NAP	NAP	NAP	-	-
43.1.6 Rent and tenancies courts	NAP	NAP	NAP	NAP	NAP	NAP	NAP	NAP	NAP	NAP	NAP	-	-
43.1.7 Enforcement of criminal sanctions courts	NAP	NAP	NAP	NAP	NAP	NAP	NAP	NAP	NAP	NAP	NAP	-	-
43.1.8 Fight against terrorism, organised crime and corruption	NAP	NAP	NAP	NAP	NAP	NAP	NAP	NAP	NAP	NAP	NAP	-	-
43.1.9 Internet related disputes	NAP	NAP	NAP	NAP	NAP	NAP	NAP	NAP	NAP	NAP	NAP	-	-
43.1.10 Administrative courts	NAP	NAP	NAP	NAP	NAP	NAP	NAP	NAP	NAP	NAP	NAP	-	-

Czech Republic

(2012-2022) data tables

Question	2012	2013	2014	2015	2016	2017	2018	2019	2020	2021	2022	Variations for quantitative questions	
												2012-2022	2021-2022
43.1.11 Insurance and / or social welfare courts	NAP	NAP	NAP	NAP	NAP	NAP	NAP	NAP	NAP	NAP	NAP	-	-
43.1.12 Military courts	NAP	NAP	NAP	NAP	NAP	NAP	NAP	NAP	NAP	NAP	NAP	-	-
43.1.13 Juvenile courts									NAP	NAP	NAP	-	-
43.1.14 Other specialised courts	NAP	NAP	NAP	NAP	NAP	NAP	NAP	NAP	NAP	NAP	NAP	-	-
43.2.1 Total number of specialised courts of higher instances									1	1	1	-	0,0%
43.2.2 Commercial courts (excluded insolvency courts)									NAP	NAP	NAP	-	-
43.2.3 Insolvency courts									NAP	NAP	NAP	-	-
43.2.4 Labour courts									NAP	NAP	NAP	-	-
43.2.5 Family courts									NAP	NAP	NAP	-	-
43.2.6 Rent and tenancies courts									NAP	NAP	NAP	-	-
43.2.7 Enforcement of criminal sanctions courts									NAP	NAP	NAP	-	-
43.2.8 Fight against terrorism, organised crime and corruption									NAP	NAP	NAP	-	-
43.2.9 Internet related disputes									NAP	NAP	NAP	-	-
43.2.10 Administrative courts									1	1	1	-	0,0%
43.2.11 Insurance and / or social welfare courts									NAP	NAP	NAP	-	-
43.2.12 Military courts									NAP	NAP	NAP	-	-
43.2.13 Juvenile courts									NAP	NAP	NAP	-	-
43.2.14 Other specialised courts									NAP	NAP	NAP	-	-
44.1.1 First instance courts geographic locations									89	89	89	-	0,0%
44.1.2 All courts geographic locations	98	98	98	98	98	98	98	98	107	107	107	9,2%	0,0%

Indicator 3: The performance of courts at all stages of the proceedings

First instance other than criminal cases (Q91)

Czech Republic

(2012-2022) data tables

Question	2012	2013	2014	2015	2016	2017	2018	2019	2020	2021	2022	Variations for quantitative questions	
												2012-2022	2021-2022
91.1.1 1st inst courts_Pending cases on 1 Jan. Total of other than criminal law cases (1+2+3+4)	522 186	296 269	375 783	546 992	517 801	465 609	446 370	425 103	409 216	426 426	402 929	-22,8%	-5,5%
91.1.2 1st inst courts_Pending cases on 1 Jan. Civil (and commercial) litigious cases	166 919	171 113	248 246	215 113	186 136	163 222	148 655	143 208	129 181	135 373	124 530	-25,4%	-8,0%
91.1.3 1st inst courts_Pending cases on 1 Jan. Non litigious cases (2.1+2.2+2.3)			42 997	221 076	205 370	164 996	162 410	153 253	152 957	165 998	158 782	-	-4,3%
91.1.4 1st inst courts_Pending cases on 1 Jan. General civil (and commercial) non-litigious cases	43 819	97 177	32 194	210 783	191 171	159 112	153 009	146 828	147 291	161 741	153 848	251,1%	-4,9%
91.1.5 1st inst courts_Pending cases on 1 Jan. Registry cases (2.2.1+2.2.2+2.2.3)			7 923	8 995	12 622	3 871	7 459	5 017	5 009	3 825	4 345	-	13,6%
91.1.6 1st inst courts_Pending cases on 1 Jan. Non litigious land registry cases	NAP	NAP	NAP	NAP	NAP	NAP	NAP	NAP	NAP	NAP	NAP	-	-
91.1.7 1st inst courts_Pending cases on 1 Jan. Non-litigious business registry cases	NAP	NAP	7 923	8 995	12 622	3 871	7 459	5 017	5 009	3 825	4 345	-	13,6%
91.1.8 1st inst courts_Pending cases on 1 Jan. Other registry cases			NAP	NAP	NAP	NAP	NAP	NAP	NAP	NAP	NAP	-	-
91.1.9 1st inst courts_Pending cases on 1 Jan. Other non-litigious cases			2 880	1 298	1 577	2 013	1 942	1 408	657	432	589	-	36,3%
91.1.10 1st inst courts_Pending cases on 1 Jan. Administrative law cases	NAP	NAP	8 543	9 374	8 296	10 377	10 377	11 799	11 044	9 784	8 025	-	-18,0%
91.1.11 1st inst courts_Pending cases on 1 Jan. Other cases (e.g. insolvency registry cases)	311 448	27 979	75 997	101 429	117 999	127 014	124 928	116 843	116 034	115 271	111 592	-64,2%	-3,2%
91.2.1 1st inst courts_Incoming cases_Total of other than criminal law cases (1+2+3+4)	1 046 760	1 734 290	958 450	1 136 003	1 039 521	1 007 787	936 757	959 983	930 125	901 344	931 749	-11,0%	3,4%
91.2.2 1st inst courts_Incoming cases_Civil (and commercial) litigious cases	363 080	469 054	480 999	398 243	332 407	361 160	346 240	355 323	305 443	311 244	313 501	-13,7%	0,7%
91.2.3 1st inst courts_Incoming cases_Non litigious cases (2.1+2.2+2.3)			433 561	690 653	660 677	613 082	553 409	560 321	583 503	553 375	586 370	-	6,0%
91.2.4 1st inst courts_Incoming cases_General civil (and commercial) non-litigious cases	290 715	894 145	150 192	508 617	490 606	478 629	440 015	438 605	471 957	441 040	467 943	61,0%	6,1%
91.2.5 1st inst courts_Incoming cases_Registry cases (2.2.1+2.2.2+2.2.3)			238 876	179 997	167 963	132 610	111 788	119 871	109 904	110 313	115 578	-	4,8%
91.2.6 1st inst courts_Incoming cases_Non litigious land registry cases	NAP	NAP	NAP	NAP	NAP	NAP	NAP	NAP	NAP	NAP	NAP	-	-
91.2.7 1st inst courts_Incoming cases_Non-litigious business registry cases	NAP	NAP	238 876	179 997	167 963	132 610	111 788	119 871	109 904	110 313	115 578	-	4,8%
91.2.8 1st inst courts_Incoming cases_Other registry cases			NAP	NAP	NAP	NAP	NAP	NAP	NAP	NAP	NAP	-	-
91.2.9 1st inst courts_Incoming cases_Other non-litigious cases			44 493	2 039	2 108	1 843	1 606	1 845	1 642	2 022	2 849	-	40,9%
91.2.10 1st inst courts_Incoming cases_Administrative law cases	NAP	NAP	9 055	9 143	11 416	11 031	11 865	10 576	10 015	9 303	7 702	-	-17,2%
91.2.11 1st inst courts_Incoming cases_Other cases (e.g. insolvency registry cases)	392 965	371 091	34 835	37 964	35 021	22 514	25 243	33 763	31 164	27 422	24 176	-93,8%	-11,8%

Czech Republic

(2012-2022) data tables

Question	2012	2013	2014	2015	2016	2017	2018	2019	2020	2021	2022	Variations for quantitative questions	
												2012-2022	2021-2022
91.3.1 1st inst courts_Resolved cases_Total of other than criminal law cases (1+2+3+4)	1 190 182	1 679 459	932 818	1 161 795	1 093 080	1 018 171	958 742	967 488	913 104	924 994	950 250	-20,2%	2,7%
91.3.2 1st inst courts_Resolved cases_Civil (and commercial) litigious cases	358 886	423 105	503 666	427 241	365 678	366 389	351 743	360 375	299 306	322 125	320 347	-10,7%	-0,6%
91.3.3 1st inst courts_Resolved cases_Non litigious cases (2.1+2.2+2.3)			405 363	704 714	692 231	610 340	562 658	560 670	570 574	560 692	591 078	-	5,4%
91.3.4 1st inst courts_Resolved cases_General civil (and commercial) non-litigious cases	298 084	915 562	126 708	527 754	517 490	479 403	446 312	438 211	457 632	449 043	471 731	58,3%	5,1%
91.3.5 1st inst courts_Resolved cases_Registry cases (2.2.1+2.2.2+2.2.3)			234 227	175 198	173 069	129 022	114 206	119 862	111 067	109 784	116 489	-	6,1%
91.3.6 1st inst courts_Resolved cases_Non litigious land registry cases	NAP	NAP	NAP	NAP	NAP	NAP	NAP	NAP	NAP	NAP	NAP	-	-
91.3.7 1st inst courts_Resolved cases_Non-litigious business registry cases	NAP	NAP	234 227	175 198	173 069	129 022	114 206	119 862	111 067	109 784	116 489	-	6,1%
91.3.8 1st inst courts_Resolved cases_Other registry cases			NAP	NAP	NAP	NAP	NAP	NAP	NAP	NAP	NAP	-	-
91.3.9 1st inst courts_Resolved cases_Other non-litigious cases			44 428	1 762	1 672	1 915	2 140	2 597	1 875	1 865	2 858	-	53,2%
91.3.10 1st inst courts_Resolved cases_Administrative law cases	NAP	NAP	8 233	8 425	9 157	10 113	10 445	11 333	11 275	11 064	9 729	-	-12,1%
91.3.11 1st inst courts_Resolved cases_Other cases (e.g. insolvency registry cases)	533 212	340 792	15 556	21 415	26 014	31 329	33 896	35 110	31 949	31 113	29 096	-94,5%	-6,5%
91.4.1 1st inst courts_Pending cases on 31 Dec. Total of other than criminal law cases (1+2+3+4)	378 764	351 100	401 415	521 200	464 242	455 225	424 385	417 598	426 237	402 776	384 428	1,5%	-4,6%
91.4.2 1st inst courts_Pending cases on 31 Dec. Civil (and commercial) litigious cases	171 113	217 062	225 579	186 115	152 865	157 993	143 152	138 156	135 318	124 492	117 684	-31,2%	-5,5%
91.4.3 1st inst courts_Pending cases on 31 Dec. Non litigious cases (2.1+2.2+2.3)			71 195	207 015	173 816	167 738	153 161	152 904	165 886	158 681	154 074	-	-2,9%
91.4.4 1st inst courts_Pending cases on 31 Dec. General civil (and commercial) non-litigious cases	36 450	75 760	55 678	191 646	164 287	158 338	146 712	147 222	161 616	153 738	150 060	311,7%	-2,4%
91.4.5 1st inst courts_Pending cases on 31 Dec. Registry cases (2.2.1+2.2.2+2.2.3)			12 572	13 794	7 516	7 459	5 041	5 026	3 846	4 354	3 434	-	-21,1%
91.4.6 1st inst courts_Pending cases on 31 Dec. Non litigious land registry cases	NAP	NAP	NAP	NAP	NAP	NAP	NAP	NAP	NAP	NAP	NAP	-	-
91.4.7 1st inst courts_Pending cases on 31 Dec. Non-litigious business registry cases	NAP	NAP	12 572	13 794	7 516	7 459	5 041	5 026	3 846	4 354	3 434	-	-21,1%
91.4.8 1st inst courts_Pending cases on 31 Dec. Other registry cases			NAP	NAP	NAP	NAP	NAP	NAP	NAP	NAP	NAP	-	-
91.4.9 1st inst courts_Pending cases on 31 Dec. Other non-litigious cases			2 945	1 575	2 013	1 941	1 408	656	424	589	580	-	-1,5%
91.4.10 1st inst courts_Pending cases on 31 Dec. Administrative law cases	NAP	NAP	9 365	10 092	10 555	11 295	11 797	11 042	9 784	8 023	5 998	-	-25,2%
91.4.11 1st inst courts_Pending cases on 31 Dec. Other cases (e.g. insolvency registry cases)	171 201	58 278	95 276	117 978	127 006	118 199	116 275	115 496	115 249	111 580	106 672	-37,7%	-4,4%

Czech Republic

(2012-2022) data tables

Question	2012	2013	2014	2015	2016	2017	2018	2019	2020	2021	2022	Variations for quantitative questions	
												2012-2022	2021-2022
Clearance rate and Disposition time for first instance other than criminal cases (Q91)													
CR Total of other than criminal law cases	113,7%	96,8%	97,3%	102,3%	105,2%	101,0%	102,3%	100,8%	98,2%	102,6%	102,0%	(11,72)	(0,64)
CR Civil (and commercial) litigious cases	98,8%	90,2%	104,7%	107,3%	110,0%	101,4%	101,6%	101,4%	98,0%	103,5%	102,2%	3,34	(1,31)
CR Non litigious cases (2.1+2.2+2.3)	-	-	93,5%	102,0%	104,8%	99,6%	101,7%	100,1%	97,8%	101,3%	100,8%	-	(0,52)
CR General civil (and commercial) non-litigious cases	102,5%	102,4%	84,4%	103,8%	105,5%	100,2%	101,4%	99,9%	97,0%	101,8%	100,8%	(1,73)	(1,01)
CR Registry cases (2.2.1+2.2.2+2.2.3)	-	-	98,1%	97,3%	103,0%	97,3%	102,2%	100,0%	101,1%	99,5%	100,8%	-	1,27
CR Non litigious land registry cases	NAP	NAP	NAP	NAP	NAP	NAP	NAP	NAP	NAP	NAP	NAP	-	-
CR Non-litigious business registry cases	NAP	NAP	98,1%	97,3%	103,0%	97,3%	102,2%	100,0%	101,1%	99,5%	100,8%	-	1,27
CR Other registry cases	-	-	NAP	NAP	NAP	NAP	NAP	NAP	NAP	NAP	NAP	-	-
CR Other non-litigious cases	-	-	99,9%	86,4%	79,3%	103,9%	133,3%	140,8%	114,2%	92,2%	100,3%	-	8,08
CR Administrative law cases	NAP	NAP	90,9%	92,1%	80,2%	91,7%	88,0%	107,2%	112,6%	118,9%	126,3%	-	7,39
CR Other cases (e.g. insolvency registry cases)	135,7%	91,8%	44,7%	56,4%	74,3%	139,2%	134,3%	104,0%	102,5%	113,5%	120,4%	(15,34)	6,89
DT Total of other than criminal law cases	116	76	157	164	155	163	162	158	170	159	148	27,1%	-7,1%
DT Civil (and commercial) litigious cases	174	187	163	159	153	157	149	140	165	141	134	-23,0%	-4,9%
DT Non litigious cases (2.1+2.2+2.3)	-	-	64	107	92	100	99	100	106	103	95	-	-7,9%
DT General civil (and commercial) non-litigious cases	45	30	160	133	116	121	120	123	129	125	116	160,1%	-7,1%
DT Registry cases (2.2.1+2.2.2+2.2.3)	-	-	20	29	16	21	16	15	13	14	11	-	-25,7%
DT Non litigious land registry cases	NAP	NAP	NAP	NAP	NAP	NAP	NAP	NAP	NAP	NAP	NAP	-	-
DT Non-litigious business registry cases	NAP	NAP	20	29	16	21	16	15	13	14	11	-	-25,7%
DT Other registry cases	-	-	NAP	NAP	NAP	NAP	NAP	NAP	NAP	NAP	NAP	-	-
DT Other non-litigious cases	-	-	24	326	439	370	240	92	83	115	74	-	-35,7%
DT Administrative law cases	NAP	NAP	415	437	421	408	412	356	317	265	225	-	-15,0%

Czech Republic

(2012-2022) data tables

Question	2012	2013	2014	2015	2016	2017	2018	2019	2020	2021	2022	Variations for quantitative questions	
												2012-2022	2021-2022
DT Other cases (e.g. insolvency registry cases)	117	62	2236	2011	1782	1377	1252	1201	1317	1309	1338	1041,9%	2,2%
Second instance other than criminal cases (Q97)													
97.1.1 2nd inst courts_Pending cases on 1 Jan. Total of other than criminal law cases (1+2+3+4)				19 856	18 078	16 586	14 187	13 224	11 304	11 401	9 645	-	-15,4%
97.1.2 2nd inst courts_Pending cases on 1 Jan. Civil (and commercial) litigious cases				18 367	16 615	15 189	13 254	12 291	10 531	10 688	8 849	-	-17,2%
97.1.3 2nd inst courts_Pending cases on 1 Jan. Non litigious cases (2.1+2.2+2.3)				NAP	NAP	NAP	NAP	NAP	NAP	NAP	NAP	-	-
97.1.4 2nd inst courts_Pending cases on 1 Jan. General civil (and commercial) non-litigious cases				NAP	NAP	NAP	NAP	NAP	NAP	NAP	NAP	-	-
97.1.5 2nd inst courts_Pending cases on 1 Jan. Registry cases (2.2.1+2.2.2+2.2.3)				NAP	NAP	NAP	NAP	NAP	NAP	NAP	NAP	-	-
97.1.6 2nd inst courts_Pending cases on 1 Jan. Non litigious land registry cases				NAP	NAP	NAP	NAP	NAP	NAP	NAP	NAP	-	-
97.1.7 2nd inst courts_Pending cases on 1 Jan. Non-litigious business registry cases				NAP	NAP	NAP	NAP	NAP	NAP	NAP	NAP	-	-
97.1.8 2nd inst courts_Pending cases on 1 Jan. Other registry cases				NAP	NAP	NAP	NAP	NAP	NAP	NAP	NAP	-	-
97.1.9 2nd inst courts_Pending cases on 1 Jan. Other non-litigious cases				NAP	NAP	NAP	NAP	NAP	NAP	NAP	NAP	-	-
97.1.10 2nd inst courts_Pending cases on 1 Jan. Administrative law cases				NAP	NAP	NAP	NAP	NAP	NAP	NAP	NAP	-	-
97.1.11 2nd inst courts_Pending cases on 1 Jan. Other cases				1 489	1 463	1 397	933	933	773	713	796	-	11,6%
97.2.1 2nd inst courts_Incoming cases_Total of other than criminal law cases (1+2+3+4)				85 012	84 465	68 340	63 819	59 324	53 147	50 849	51 837	-	1,9%
97.2.2 2nd inst courts_Incoming cases_Civil (and commercial) litigious cases				80 002	79 178	63 475	59 029	54 478	49 597	46 924	48 043	-	2,4%
97.2.3 2nd inst courts_Incoming cases_Non litigious cases (2.1+2.2+2.3)				NAP	NAP	NAP	NAP	NAP	NAP	NAP	NAP	-	-
97.2.4 2nd inst courts_Incoming cases_General civil (and commercial) non-litigious cases				NAP	NAP	NAP	NAP	NAP	NAP	NAP	NAP	-	-
97.2.5 2nd inst courts_Incoming cases_Registry cases (2.2.1+2.2.2+2.2.3)				NAP	NAP	NAP	NAP	NAP	NAP	NAP	NAP	-	-
97.2.6 2nd inst courts_Incoming cases_Non litigious land registry cases				NAP	NAP	NAP	NAP	NAP	NAP	NAP	NAP	-	-
97.2.7 2nd inst courts_Incoming cases_Non-litigious business registry cases				NAP	NAP	NAP	NAP	NAP	NAP	NAP	NAP	-	-
97.2.8 2nd inst courts_Incoming cases_Other registry cases				NAP	NAP	NAP	NAP	NAP	NAP	NAP	NAP	-	-

Czech Republic

(2012-2022) data tables

Question	2012	2013	2014	2015	2016	2017	2018	2019	2020	2021	2022	Variations for quantitative questions	
												2012-2022	2021-2022
97.2.9 2nd inst courts_Incoming cases_Other non-litigious cases				NAP	NAP	NAP	NAP	NAP	NAP	NAP	NAP	-	-
97.2.10 2nd inst courts_Incoming cases_Administrative law cases				NAP	NAP	NAP	NAP	NAP	NAP	NAP	NAP	-	-
97.2.11 2nd inst courts_Incoming cases_Other cases				5 010	5 287	4 865	4 790	4 846	3 550	3 925	3 794	-	-3,3%
97.3.1 2nd inst courts_Resolved cases_Total of other than criminal law cases (1+2+3+4)				86 813	85 970	70 747	64 792	61 251	53 053	52 609	51 663	-	-1,8%
97.3.2 2nd inst courts_Resolved cases_Civil (and commercial) litigious cases				81 777	80 618	65 419	60 003	56 248	49 443	48 767	47 714	-	-2,2%
97.3.3 2nd inst courts_Resolved cases_Non litigious cases (2.1+2.2+2.3)				NAP	NAP	NAP	NAP	NAP	NAP	NAP	NAP	-	-
97.3.4 2nd inst courts_Resolved cases_General civil (and commercial) non-litigious cases				NAP	NAP	NAP	NAP	NAP	NAP	NAP	NAP	-	-
97.3.5 2nd inst courts_Resolved cases_Registry cases (2.2.1+2.2.2+2.2.3)				NAP	NAP	NAP	NAP	NAP	NAP	NAP	NAP	-	-
97.3.6 2nd inst courts_Resolved cases_Non litigious land registry cases				NAP	NAP	NAP	NAP	NAP	NAP	NAP	NAP	-	-
97.3.7 2nd inst courts_Resolved cases_Non-litigious business registry cases				NAP	NAP	NAP	NAP	NAP	NAP	NAP	NAP	-	-
97.3.8 2nd inst courts_Resolved cases_Other registry cases				NAP	NAP	NAP	NAP	NAP	NAP	NAP	NAP	-	-
97.3.9 2nd inst courts_Resolved cases_Other non-litigious cases				NAP	NAP	NAP	NAP	NAP	NAP	NAP	NAP	-	-
97.3.10 2nd inst courts_Resolved cases_Administrative law cases				NAP	NAP	NAP	NAP	NAP	NAP	NAP	NAP	-	-
97.3.11 2nd inst courts_Resolved cases_Other cases				5 036	5 352	5 328	4 789	5 003	3 610	3 842	3 949	-	2,8%
97.4.1 2nd inst courts_Pending cases on 31 Dec. Total of other than criminal law cases (1+2+3+4)				18 055	16 573	14 179	13 214	11 297	11 398	9 641	9 819	-	1,8%
97.4.2 2nd inst courts_Pending cases on 31 Dec. Civil (and commercial) litigious cases				16 592	15 175	13 245	12 280	10 521	10 685	8 845	9 178	-	3,8%
97.4.3 2nd inst courts_Pending cases on 31 Dec. Non litigious cases (2.1+2.2+2.3)				NAP	NAP	NAP	NAP	NAP	NAP	NAP	NAP	-	-
97.4.4 2nd inst courts_Pending cases on 31 Dec. General civil (and commercial) non-litigious cases				NAP	NAP	NAP	NAP	NAP	NAP	NAP	NAP	-	-
97.4.5 2nd inst courts_Pending cases on 31 Dec. Registry cases (2.2.1+2.2.2+2.2.3)				NAP	NAP	NAP	NAP	NAP	NAP	NAP	NAP	-	-
97.4.6 2nd inst courts_Pending cases on 31 Dec. Non litigious land registry cases				NAP	NAP	NAP	NAP	NAP	NAP	NAP	NAP	-	-
97.4.7 2nd inst courts_Pending cases on 31 Dec. Non-litigious business registry cases				NAP	NAP	NAP	NAP	NAP	NAP	NAP	NAP	-	-
97.4.8 2nd inst courts_Pending cases on 31 Dec. Other registry cases				NAP	NAP	NAP	NAP	NAP	NAP	NAP	NAP	-	-

Czech Republic

(2012-2022) data tables

Question	2012	2013	2014	2015	2016	2017	2018	2019	2020	2021	2022	Variations for quantitative questions	
												2012-2022	2021-2022
97.4.9 2nd inst courts_Pending cases on 31 Dec. Other non-litigious cases				NAP	NAP	NAP	NAP	NAP	NAP	NAP	NAP	-	-
97.4.10 2nd inst courts_Pending cases on 31 Dec. Administrative law cases				NAP	NAP	NAP	NAP	NAP	NAP	NAP	NAP	-	-
97.4.11 2nd inst courts_Pending cases on 31 Dec. Other cases				1 463	1 398	934	934	776	713	796	641	-	-19,5%
97.5.1 2nd inst courts_Pending more than 2 years - Total of other than criminal law cases (1+2+3+4)				-	NA	NA	NA	NA	NA	NA	NA	-	-
97.5.2 2nd inst courts_Pending more than 2 years - Civil (and commercial) litigious cases				-	NA	NA	NA	NA	NA	NA	NA	-	-
97.5.10 2nd inst courts_Pending more than 2 years - Administrative law cases				-	NAP	NAP	NAP	NAP	NAP	NAP	NAP	-	-
Clearance rate and disposition time for second instance other than criminal law cases (Q97)													
CR Total of other than criminal law cases				102,1%	101,8%	103,5%	101,5%	103,2%	99,8%	103,5%	99,7%	-	(3,80)
CR Civil (and commercial) litigious cases				102,2%	101,8%	103,1%	101,7%	103,2%	99,7%	103,9%	99,3%	-	(4,61)
CR Non litigious cases (2.1+2.2+2.3)				NAP	NAP	NAP	NAP	NAP	NAP	NAP	NAP	-	-
CR General civil (and commercial) non-litigious cases				NAP	NAP	NAP	NAP	NAP	NAP	NAP	NAP	-	-
CR Registry cases (2.2.1+2.2.2+2.2.3)				NAP	NAP	NAP	NAP	NAP	NAP	NAP	NAP	-	-
CR Non litigious land registry cases				NAP	NAP	NAP	NAP	NAP	NAP	NAP	NAP	-	-
CR Non-litigious business registry cases				NAP	NAP	NAP	NAP	NAP	NAP	NAP	NAP	-	-
CR Other registry cases				NAP	NAP	NAP	NAP	NAP	NAP	NAP	NAP	-	-
CR Other non-litigious cases				NAP	NAP	NAP	NAP	NAP	NAP	NAP	NAP	-	-
CR Administrative law cases				NAP	NAP	NAP	NAP	NAP	NAP	NAP	NAP	-	-
CR Other cases (e.g. insolvency registry cases)				100,5%	101,2%	109,5%	100,0%	103,2%	101,7%	97,9%	104,1%	-	6,20
DT Total of other than criminal law cases				76	70	73	74	67	78	67	69	-	3,7%
DT Civil (and commercial) litigious cases				74	69	74	75	68	79	66	70	-	6,1%
DT Non litigious cases (2.1+2.2+2.3)				NAP	NAP	NAP	NAP	NAP	NAP	NAP	NAP	-	-
DT General civil (and commercial) non-litigious cases				NAP	NAP	NAP	NAP	NAP	NAP	NAP	NAP	-	-

Czech Republic

(2012-2022) data tables

Question	2012	2013	2014	2015	2016	2017	2018	2019	2020	2021	2022	Variations for quantitative questions	
												2012-2022	2021-2022
DT Registry cases (2.2.1+2.2.2+2.2.3)				NAP	NAP	NAP	NAP	NAP	NAP	NAP	NAP	-	-
DT Non litigious land registry cases				NAP	NAP	NAP	NAP	NAP	NAP	NAP	NAP	-	-
DT Non-litigious business registry cases				NAP	NAP	NAP	NAP	NAP	NAP	NAP	NAP	-	-
DT Other registry cases				NAP	NAP	NAP	NAP	NAP	NAP	NAP	NAP	-	-
DT Other non-litigious cases				NAP	NAP	NAP	NAP	NAP	NAP	NAP	NAP	-	-
DT Administrative law cases				NAP	NAP	NAP	NAP	NAP	NAP	NAP	NAP	-	-
DT Other cases (e.g. insolvency registry cases)				106	95	64	71	57	72	76	59	-	-21,7%
Supreme courts' other than criminal law cases (Q99)													
99.1.1 High inst courts_Pending cases on 1 Jan. Total of other than criminal law cases (1+2+3+4)				2 992	4 235	4 689	5 142	5 274	5 191	5 095	5 297	-	4,0%
99.1.2 High inst courts_Pending cases on 1 Jan. Civil (and commercial) litigious cases				2 893	2 836	2 930	2 884	2 404	1 970	1 662	1 568	-	-5,7%
99.1.3 High inst courts_Pending cases on 1 Jan. Non litigious cases (2.1+2.2+2.3)				31	79	68	37	35	47	38	52	-	36,8%
99.1.4 High inst courts_Pending cases on 1 Jan. General civil (and commercial) non-litigious cases				31	79	68	37	35	47	38	52	-	36,8%
99.1.5 High inst courts_Pending cases on 1 Jan. Registry cases (2.2.1+2.2.2+2.2.3)				NAP	NAP	NAP	NAP	NAP	NAP	NAP	NAP	-	-
99.1.6 High inst courts_Pending cases on 1 Jan. Non litigious land registry cases				NAP	NAP	NAP	NAP	NAP	NAP	NAP	NAP	-	-
99.1.7 High inst courts_Pending cases on 1 Jan. Non-litigious business registry cases				NAP	NAP	NAP	NAP	NAP	NAP	NAP	NAP	-	-
99.1.8 High inst courts_Pending cases on 1 Jan. Other registry cases				NAP	NAP	NAP	NAP	NAP	NAP	NAP	NAP	-	-
99.1.9 High inst courts_Pending cases on 1 Jan. Other non-litigious cases				NAP	NAP	NAP	NAP	NAP	NAP	NAP	NAP	-	-
99.1.10 High inst courts_Pending cases on 1 Jan. Administrative law cases				NA	1 130	1 422	1 883	2 503	2 884	3 136	3 469	-	10,6%
99.1.11 High inst courts_Pending cases on 1 Jan. Other cases (e.g. insolvency registry cases)				68	190	269	338	124	290	259	208	-	-19,7%
99.2.1 High inst courts_Incoming cases_Total of other than criminal law cases (1+2+3+4)				6 128	9 935	10 620	9 418	9 097	8 402	8 200	7 925	-	-3,4%
99.2.2 High inst courts_Incoming cases_Civil (and commercial) litigious cases				5 757	6 065	6 105	4 784	4 340	3 927	3 762	3 893	-	3,5%
99.2.3 High inst courts_Incoming cases_Non litigious cases (2.1+2.2+2.3)				271	220	224	182	195	151	187	163	-	-12,8%

Czech Republic

(2012-2022) data tables

Question	2012	2013	2014	2015	2016	2017	2018	2019	2020	2021	2022	Variations for quantitative questions	
												2012-2022	2021-2022
99.2.4 High inst courts_Incoming cases_General civil (and commercial) non-litigious cases				271	220	224	182	195	151	187	163	-	-12,8%
99.2.5 High inst courts_Incoming cases_Registry cases (2.2.1+2.2.2+2.2.3)				NAP	NAP	NAP	NAP	NAP	NAP	NAP	NAP	-	-
99.2.6 High inst courts_Incoming cases_Non litigious land registry cases				NAP	NAP	NAP	NAP	NAP	NAP	NAP	NAP	-	-
99.2.7 High inst courts_Incoming cases_Non-litigious business registry cases				NAP	NAP	NAP	NAP	NAP	NAP	NAP	NAP	-	-
99.2.8 High inst courts_Incoming cases_Other registry cases				NAP	NAP	NAP	NAP	NAP	NAP	NAP	NAP	-	-
99.2.9 High inst courts_Incoming cases_Other non-litigious cases				NAP	NAP	NAP	NAP	NAP	NAP	NAP	NAP	-	-
99.2.10 High inst courts_Incoming cases_Administrative law cases				NA	3 246	3 902	4 109	4 261	4 037	4 012	3 493	-	-12,9%
99.2.11 High inst courts_Incoming cases_Other cases (e.g. insolvency registry cases)				100	404	389	343	144	287	239	376	-	57,3%
99.3.1 High inst courts_Resolved cases_Total of other than criminal law cases (1+2+3+4)				6 108	9 481	10 168	9 286	9 180	8 497	8 140	8 350	-	2,6%
99.3.2 High inst courts_Resolved cases_Civil (and commercial) litigious cases				5 812	5 971	6 151	5 264	4 774	4 234	3 855	3 875	-	0,5%
99.3.3 High inst courts_Resolved cases_Non litigious cases (2.1+2.2+2.3)				223	231	255	184	183	160	173	178	-	2,9%
99.3.4 High inst courts_Resolved cases_General civil (and commercial) non-litigious cases				223	231	255	184	183	160	173	178	-	2,9%
99.3.5 High inst courts_Resolved cases_Registry cases (2.2.1+2.2.2+2.2.3)				NAP	NAP	NAP	NAP	NAP	NAP	NAP	NAP	-	-
99.3.6 High inst courts_Resolved cases_Non litigious land registry cases				NAP	NAP	NAP	NAP	NAP	NAP	NAP	NAP	-	-
99.3.7 High inst courts_Resolved cases_Non-litigious business registry cases				NAP	NAP	NAP	NAP	NAP	NAP	NAP	NAP	-	-
99.3.8 High inst courts_Resolved cases_Other registry cases				NAP	NAP	NAP	NAP	NAP	NAP	NAP	NAP	-	-
99.3.9 High inst courts_Resolved cases_Other non-litigious cases				NAP	NAP	NAP	NAP	NAP	NAP	NAP	NAP	-	-
99.3.10 High inst courts_Resolved cases_Administrative law cases				NA	2 954	3 442	3 489	3 880	3 785	3 822	3 943	-	3,2%
99.3.11 High inst courts_Resolved cases_Other cases (e.g. insolvency registry cases)				73	325	320	349	159	318	290	354	-	22,1%
99.4.1 High inst courts_Pending cases on 31 Dec. Total of other than criminal law cases (1+2+3+4)				3 012	4 689	5 141	5 274	5 191	5 096	5 155	4 872	-	-5,5%
99.4.2 High inst courts_Pending cases on 31 Dec. Civil (and commercial) litigious cases				2 838	2 930	2 884	2 404	1 970	1 663	1 569	1 586	-	1,1%
99.4.3 High inst courts_Pending cases on 31 Dec. Non litigious cases (2.1+2.2+2.3)				79	68	37	35	47	38	52	37	-	-28,8%

Czech Republic

(2012-2022) data tables

Question	2012	2013	2014	2015	2016	2017	2018	2019	2020	2021	2022	Variations for quantitative questions	
												2012-2022	2021-2022
99.4.4 High inst courts_Pending cases on 31 Dec. General civil (and commercial) non-litigious cases				79	68	37	35	47	38	52	37	-	-28,8%
99.4.5 High inst courts_Pending cases on 31 Dec. Registry cases (2.2.1+2.2.2+2.2.3)				NAP	NAP	NAP	NAP	NAP	NAP	NAP	NAP	-	-
99.4.6 High inst courts_Pending cases on 31 Dec. Non litigious land registry cases				NAP	NAP	NAP	NAP	NAP	NAP	NAP	NAP	-	-
99.4.7 High inst courts_Pending cases on 31 Dec. Non-litigious business registry cases				NAP	NAP	NAP	NAP	NAP	NAP	NAP	NAP	-	-
99.4.8 High inst courts_Pending cases on 31 Dec. Other registry cases				NAP	NAP	NAP	NAP	NAP	NAP	NAP	NAP	-	-
99.4.9 High inst courts_Pending cases on 31 Dec. Other non-litigious cases				NAP	NAP	NAP	NAP	NAP	NAP	NAP	NAP	-	-
99.4.10 High inst courts_Pending cases on 31 Dec. Administrative law cases				NA	1 422	1 882	2 503	2 884	3 136	3 326	3 019	-	-9,2%
99.4.11 High inst courts_Pending cases on 31 Dec. Other cases (e.g. insolvency registry cases)				95	269	338	332	109	259	208	230	-	10,6%
99.5.1 High inst courts_Pending more than 2 years - Total of other than criminal law cases (1+2+3+4)				-	NA	NA	NA	NA	NA	NA	NA	-	-
99.5.2 High inst courts_Pending more than 2 years - Civil (and commercial) litigious cases				-	NA	NA	NA	NA	NA	NA	NA	-	-
99.5.10 High inst courts_Pending more than 2 years - Administrative law cases				-	NA	NA	NA	NA	NA	NA	NA	-	-
Clearance rate and disposition time for Supreme courts' other than criminal law cases (Q97)													
CR Total of other than criminal law cases				99,7%	95,4%	95,7%	98,6%	100,9%	101,1%	99,3%	105,4%	-	6,09
CR Civil (and commercial) litigious cases				101,0%	98,5%	100,8%	110,0%	110,0%	107,8%	102,5%	99,5%	-	(2,93)
CR Non litigious cases (2.1+2.2+2.3)				82,3%	105,0%	113,8%	101,1%	93,8%	106,0%	92,5%	109,2%	-	16,69
CR General civil (and commercial) non-litigious cases				82,3%	105,0%	113,8%	101,1%	93,8%	106,0%	92,5%	109,2%	-	16,69
CR Registry cases (2.2.1+2.2.2+2.2.3)				NAP	NAP	NAP	NAP	NAP	NAP	NAP	NAP	-	-
CR Non litigious land registry cases				NAP	NAP	NAP	NAP	NAP	NAP	NAP	NAP	-	-
CR Non-litigious business registry cases				NAP	NAP	NAP	NAP	NAP	NAP	NAP	NAP	-	-
CR Other registry cases				NAP	NAP	NAP	NAP	NAP	NAP	NAP	NAP	-	-
CR Other non-litigious cases				NAP	NAP	NAP	NAP	NAP	NAP	NAP	NAP	-	-
CR Administrative law cases				NA	91,0%	88,2%	84,9%	91,1%	93,8%	95,3%	112,9%	-	17,62

Czech Republic

(2012-2022) data tables

Question	2012	2013	2014	2015	2016	2017	2018	2019	2020	2021	2022	Variations for quantitative questions	
												2012-2022	2021-2022
CR Other cases (e.g. insolvency registry cases)				73,0%	80,4%	82,3%	101,7%	110,4%	110,8%	121,3%	94,1%	-	(27,19)
DT Total of other than criminal law cases				180	181	185	207	206	219	231	213	-	-7,9%
DT Civil (and commercial) litigious cases				178	179	171	167	151	143	149	149	-	0,6%
DT Non litigious cases (2.1+2.2+2.3)				129	107	53	69	94	87	110	76	-	-30,8%
DT General civil (and commercial) non-litigious cases				129	107	53	69	94	87	110	76	-	-30,8%
DT Registry cases (2.2.1+2.2.2+2.2.3)				NAP	NAP	NAP	NAP	NAP	NAP	NAP	NAP	-	-
DT Non litigious land registry cases				NAP	NAP	NAP	NAP	NAP	NAP	NAP	NAP	-	-
DT Non-litigious business registry cases				NAP	NAP	NAP	NAP	NAP	NAP	NAP	NAP	-	-
DT Other registry cases				NAP	NAP	NAP	NAP	NAP	NAP	NAP	NAP	-	-
DT Other non-litigious cases				NAP	NAP	NAP	NAP	NAP	NAP	NAP	NAP	-	-
DT Administrative law cases				NA	176	200	262	271	302	318	279	-	-12,0%
DT Other cases (e.g. insolvency registry cases)				475	302	386	347	250	297	262	237	-	-9,4%

First instance criminal law cases (Q94)

094.1.1 Total - pending 1 Jan									13 017	12 884	10 872	-	-15,6%
094.1.2 Severe cases - pending 1 Jan									NA	NA	NA	-	-
094.1.3 Misdemeanour cases - pending 1 Jan									NA	NA	NA	-	-
094.1.4 Other - pending 1 Jan									NAP	NAP	NAP	-	-
094.2.1 Total -incoming									65 131	62 338	65 299	-	4,7%
094.2.2 Severe cases - incoming									NA	NA	NA	-	-
094.2.3 Misdemeanour cases - incoming									NA	NA	NA	-	-
094.2.4 Other - incoming									NAP	NAP	NAP	-	-
094.3.1 Total - resolved									65 264	64 352	66 020	-	2,6%

Czech Republic

(2012-2022) data tables

Question	2012	2013	2014	2015	2016	2017	2018	2019	2020	2021	2022	Variations for quantitative questions	
												2012-2022	2021-2022
094.3.2 Severe cases -resolved									NA	NA	NA	-	-
094.3.3 Misdemeanour cases - resolved									NA	NA	NA	-	-
094.3.4 Other - resolved									NAP	NAP	NAP	-	-
094.4.1 Total - pending 31 Dec									12 884	10 870	10 151	-	-6,6%
094.4.2 Severe cases - pending 31 Dec									NA	NA	NA	-	-
094.4.3 Misdemeanour cases - pending 31 Dec									NA	NA	NA	-	-
094.4.4 Other - pending 31 Dec									NAP	NAP	NAP	-	-
094.5.1 Total - pending more then 2 years									1 069	904	707	-	-21,8%
094.5.2 Severe cases - pending more then 2 years									NA	NA	NA	-	-
094.5.3 Misdemeanour cases - pending more then 2 years									NA	NA	NA	-	-
094.5.4 Other - pending more then 2 years									NAP	NAP	NA	-	-

Clearance rate and disposition time for first instance criminal law cases (Q94)

CR of Total									100%	103%	101%	-	(2,1)
CR of Severe cases									NA	NA	NA	-	-
CR of Misdemeanour cases									NA	NA	NA	-	-
CR of Other									NAP	NAP	NAP	-	-
DT of Total									72	62	56	-	-9,0%
DT of Severe cases									NA	NA	NA	-	-
DT of Misdemeanour cases									NA	NA	NA	-	-
DT of Other									NAP	NAP	NAP	-	-

Second instance criminal law cases (Q98)

098.1.1 Total - pending 1 Jan									1 672	1 992	1 778	-	-10,7%
-------------------------------	--	--	--	--	--	--	--	--	-------	-------	-------	---	--------

Czech Republic

(2012-2022) data tables

Question	2012	2013	2014	2015	2016	2017	2018	2019	2020	2021	2022	Variations for quantitative questions	
												2012-2022	2021-2022
098.1.2 Severe cases - pending 1 Jan									NA	NA	NA	-	-
098.1.3 Misdemeanour cases - pending 1 Jan									NA	NA	NA	-	-
098.1.4 Other - pending 1 Jan									NAP	NAP	NAP	-	-
098.2.1 Total -incoming									21 950	21 037	20 246	-	-3,8%
098.2.2 Severe cases - incoming									NA	NA	NA	-	-
098.2.3 Misdemeanour cases - incoming									NA	NA	NA	-	-
098.2.4 Other - incoming									NAP	NAP	NAP	-	-
098.3.1 Total - resolved									21 630	21 250	20 405	-	-4,0%
098.3.2 Severe cases -resolved									NA	NA	NA	-	-
098.3.3 Misdemeanour cases - resolved									NA	NA	NA	-	-
098.3.4 Other - resolved									NAP	NAP	NAP	-	-
098.4.1 Total - pending 31 Dec									1 992	1 779	1 619	-	-9,0%
098.4.2 Severe cases - pending 31 Dec									NA	NA	NA	-	-
098.4.3 Misdemeanour cases - pending 31 Dec									NA	NA	NA	-	-
098.4.4 Other - pending 31 Dec									NAP	NAP	NAP	-	-
098.5.1 Total - pending more then 2 years									32	21	22	-	4,8%
098.5.2 Severe cases - pending more then 2 years									NA	NA	NA	-	-
098.5.3 Misdemeanour cases - pending more then 2 years									NA	NA	NA	-	-
098.5.4 Other - pending more then 2 years									NAP	NAP	NAP	-	-
Clearance rate and disposition time for second instance criminal law cases (Q98)													
CR of Total									98,5%	101,0%	100,8%	-	(0,22)
CR o2 Severe cases									NA	NA	NA	-	-

Czech Republic

(2012-2022) data tables

Question	2012	2013	2014	2015	2016	2017	2018	2019	2020	2021	2022	Variations for quantitative questions	
												2012-2022	2021-2022
CR of Misdemeanour cases									NA	NA	NA	-	-
CR of Other									NAP	NAP	NAP	-	-
DT of Total									34	31	29	-	-5,2%
DT of Severe cases									NA	NA	NA	-	-
DT of Misdemeanour cases									NA	NA	NA	-	-
DT of Other									NAP	NAP	NAP	-	-
Supreme courts' criminal law cases (Q100)													
100.1.1 Total - pending 1 Jan									183	150	147	-	-2,0%
100.1.2 Severe cases - pending 1 Jan									NA	NA	NA	-	-
100.1.3 Misdemeanour cases - pending 1 Jan									NA	NA	NA	-	-
100.1.4 Other - pending 1 Jan									NAP	NAP	NAP	-	-
100.2.1 Total -incoming									1 410	1 383	1 207	-	-12,7%
100.2.2 Severe cases - incoming									NA	NA	NA	-	-
100.2.3 Misdemeanour cases - incoming									NA	NA	NA	-	-
100.2.4 Other - incoming									NAP	NAP	NAP	-	-
100.3.1 Total - resolved									1 443	1 386	1 214	-	-12,4%
100.3.2 Severe cases -resolved									NA	NA	NA	-	-
100.3.3 Misdemeanour cases - resolved									NA	NA	NA	-	-
100.3.4 Other - resolved									NAP	NAP	NAP	-	-
100.4.1 Total - pending 31 Dec									150	147	140	-	-4,8%
100.4.2 Severe cases - pending 31 Dec									NA	NA	NA	-	-
100.4.3 Misdemeanour cases - pending 31 Dec									NA	NA	NA	-	-

Czech Republic

(2012-2022) data tables

Question	2012	2013	2014	2015	2016	2017	2018	2019	2020	2021	2022	Variations for quantitative questions	
												2012-2022	2021-2022
100.4.4 Other - pending 31 Dec									NAP	NAP	NAP	-	-
100.5.1 Total - pending more than 2 years									NA	NA	NA	-	-
100.5.2 Severe cases - pending more than 2 years									NA	NA	NA	-	-
100.5.3 Misdemeanour cases - pending more than 2 years									NA	NA	NA	-	-
100.5.4 Other - pending more than 2 years									NAP	NAP	NAP	-	-

Clearance rate and disposition time for supreme courts' criminal law cases (Q100)

CR of Total									102,3%	100,2%	100,6%	-	0,36
CR of Severe cases									NA	NA	NA	-	-
CR of Misdemeanour cases									NA	NA	NA	-	-
CR of Other									NAP	NAP	NAP	-	-
DT of Total									38	39	42	-	8,7%
DT of Severe cases									NA	NA	NA	-	-
DT of Misdemeanour cases									NA	NA	NA	-	-
DT of Other									NAP	NAP	NAP	-	-

Indicator 4: Public prosecution services

(Q107, Q107-1, Q109)

1. Pending cases on 1 Jan. ref. year									41 936	35 546	36 086	-	1,5%
2. Incoming/received cases									181 924	169 006	201 948	-	19,5%
3. Processed cases (3.1 + 3.2 + 3.3 + 3.4)									188 314	168 446	194 112	-	15,2%
3.1. Discontinued during the reference year (3.1.1+3.1.2+3.1.3+3.1.4.)									95 306	95 306	91 559	-	-3,9%
3.1.1 Discontinued by the public prosecutor because the offender could not be identified									NA	NA	NA	-	-
3.1.2 Discontinued by the public prosecutor due to the lack of an established offence or a specific legal situation									NA	NA	NA	-	-

Czech Republic

(2012-2022) data tables

Question	2012	2013	2014	2015	2016	2017	2018	2019	2020	2021	2022	Variations for quantitative questions	
												2012-2022	2021-2022
3.1.3 Discontinued by the public prosecutor for reasons of opportunity									NA	NA	NA	-	-
3.1.4 Discontinued for other reasons									NA	NA	NA	-	-
3.2. Concluded by a penalty or a measure imposed or negotiated by the public prosecutor									2 793	2 426	2 315	-	-4,6%
3.3. Cases brought to court									56 641	54 418	57 405	-	5,5%
4. Pending cases on 31 Dec. ref. year									35 546	36 086	43 922	-	21,7%
Public prosecution: Ratio of processed cases with incoming cases									1,04	1,00	0,96	-	15,2%
Public prosecution: Ratio of pending cases with incoming cases									0,21	0,21	0,26	-	21,7%
Number of cases concluded with the guilty plea procedure - Total									222	1 593	1 514	-	-5,0%
Number of cases concluded with the guilty plea procedure - Total - Severe criminal cases									NA	NA	NA	-	-
Number of cases concluded with the guilty plea procedure - Total - Misdemeanour and / or minor criminal cases									NA	NA	NA	-	-
Number of cases concluded with the guilty plea procedure - Before the main trial - Total									NA	NA	NA	-	-
Number of cases concluded with the guilty plea procedure - Before the main trial - Severe criminal cases									NA	NA	NA	-	-
Number of cases concluded with the guilty plea procedure - Before the main trial - Misdemeanour and / or minor criminal cases									NA	NA	NA	-	-
Number of cases concluded with the guilty plea procedure - During the main trial - Total									NA	NA	NA	-	-
Number of cases concluded with the guilty plea procedure - During the main trial - Severe criminal cases									NA	NA	NA	-	-
Number of cases concluded with the guilty plea procedure - During the main trial - Misdemeanour and / or minor criminal cases									NA	NA	NA	-	-
Budget of public prosecution services (Q13)													

Czech Republic

(2012-2022) data tables

Question	2012	2013	2014	2015	2016	2017	2018	2019	2020	2021	2022	Variations for quantitative questions	
												2012-2022	2021-2022
Total approved annual public budget allocated to the public prosecution services in €	84 706 722 €	83 826 142 €	85 213 339 €	93 199 782 €	93 217 029 €	110 580 595 €	115 530 744 €	126 534 122 €	133 683 358 €	136 195 988 €	138 055 286 €	63,0%	1,37%
Total implemented annual public budget allocated to the public prosecution services in €	-	-	85 249 102 €	107 147 762 €	107 167 590 €	110 483 428 €	116 129 722 €	130 137 857 €	131 805 533 €	140 386 954 €	149 073 927 €	-	6,19%
Approved annual public budget allocated to training of public prosecution services in € (included in the total)	-	-	-	-	-	-	33 852 €	22 353 €	22 438 €	44 751 €	39 876 €	-	-10,89%
Implemented annual public budget allocated to training of public prosecution services in € (included in the total)	-	-	-	-	-	-	14 864 €	15 368 €	7 390 €	13 118 €	9 628 €	-	-26,60%

Indicator 5: Access to justice

System for compensating users

(Q37)

Number of requests for compensation	2012	2013	2014	2015	2016	2017	2018	2019	2020	2021	2022	2012-2022	2021-2022
037.1.1 Total									NA	5 356	4 762	-	-11,1%
037.1.2 Excessive length of proceedings									NA	NA	NA	-	-
037.1.3 Non-execution of court decisions									NA	NA	NA	-	-
037.1.4 Wrongful arrest/detention									NA	NA	NA	-	-
037.1.5 Wrongful conviction									NA	NA	NA	-	-
037.1.6 Other									NA	NA	NA	-	-
Number of compensations granted													
037.2.1 Total									NA	2 490	2 153	-	-13,5%
037.2.2 Excessive length of proceedings									NA	NA	NA	-	-
037.2.3 Non-execution of court decisions									NA	NA	NA	-	-
037.2.4 Wrongful arrest/detention									NA	NA	NA	-	-

Czech Republic

(2012-2022) data tables

Question	2012	2013	2014	2015	2016	2017	2018	2019	2020	2021	2022	Variations for quantitative questions	
												2012-2022	2021-2022
037.2.5 Wrongful conviction									NA	NA	NA	-	-
037.2.6 Other									NA	NA	NA	-	-
Amount of compensations granted (in €)													
037.3.1 Total									NA	9 617 860 €	11 446 891 €	-	19,0%
037.3.2 Excessive length of proceedings									NA	NA	NA	-	-
037.3.3 Non-execution of court decisions									NA	NA	NA	-	-
037.3.4 Wrongful arrest/detention									NA	NA	NA	-	-
037.3.5 Wrongful conviction									NA	NA	NA	-	-
037.3.6 Other									NA	NA	NA	-	-

Indicator 6: The ICT tools of courts and for court users

(Q62-23, Q62-24, Q62-25, Q62-26)

Writing assistance tools													
062-23.1.1.1 Deployment rate in civil and/or commercial matter												75-95 %	
062-23.1.2.1 Usage rate in civil and/or commercial matter												NA	
062-23.1.3.1 Deployment rate in administrative matter												75-95 %	
062-23.2.1.1 Usage rate in administrative matter												NA	
062-23.2.2.1 Deployment rate in criminal matter												75-95 %	
062-23.2.3.1 Usage rate in criminal matter												NA	
Features of the writing assistance tools													
Civil and/or commercial matter													
062-24.1.1.1 Templates												NAP	
062-24.1.1.2 Automatically generated text												NAP	

Czech Republic

(2012-2022) data tables

Question	2012	2013	2014	2015	2016	2017	2018	2019	2020	2021	2022	Variations for quantitative questions	
												2012-2022	2021-2022
062-24.1.1.3 Automatically suggested decision											NAP		
062-24.1.1.4 Speech-to-text											NAP		
062-24.1.1.5 Electronic signature											NAP		
062-24.1.1.6 Other special functionality											NAP		
Administrative matter													
062-24.1.2.1 Templates											True		
062-24.1.2.2 Automatically generated text											False		
062-24.1.2.3 Automatically suggested decision											False		
062-24.1.2.4 Speech-to-text											True		
062-24.1.2.5 Electronic signature											True		
062-24.1.2.6 Other special functionality											False		
Criminal matter													
062-24.1.3.1 Templates											True		
062-24.1.3.2 Automatically generated text											True		
062-24.1.3.3 Automatically suggested decision											False		
062-24.1.3.4 Speech-to-text											True		
062-24.1.3.5 Electronic signature											True		
062-24.1.3.6 Other special functionality											False		
Recording of court hearings													
062-25.1.1.1 Deployment rate in civil and/or commercial matter											75-95 %		
062-25.1.2.1 Usage rate in civil and/or commercial matter											75-95 %		
062-25.1.3.1 Deployment rate in administrative matter											75-95 %		

Czech Republic

(2012-2022) data tables

Question	2012	2013	2014	2015	2016	2017	2018	2019	2020	2021	2022	Variations for quantitative questions	
												2012-2022	2021-2022
062-25.2.1.1 Usage rate in administrative matter												75-95 %	
062-25.2.2.1 Deployment rate in criminal matter												95-100 %	
062-25.2.3.1 Usage rate in criminal matter												95-100 %	
Features of the recording of court hearings													
Civil and/or commercial matter													
062-26.1.1.1 Audio recording												True	
062-26.1.1.2 Video recording												True	
062-26.1.1.3 Systematic recording for all hearings												True	
062-26.1.1.4 Automatically indexed recording												False	
062-26.1.1.5 Automatic transcript from recording												True	
062-26.1.1.6 Possibility to request a copy of the recording												True	
062-26.1.1.7 Other special functionality								-	-			False	
Administrative matter													
062-26.1.2.1 Audio recording												True	
062-26.1.2.2 Video recording												True	
062-26.1.2.3 Systematic recording for all hearings												True	
062-26.1.2.4 Automatically indexed recording												False	
062-26.1.2.5 Automatic transcript from recording												True	
062-26.1.2.6 Possibility to request a copy of the recording												True	
062-26.1.2.7 Other special functionality								-	-			False	
Criminal matter													
062-26.1.3.1 Audio recording												True	

Czech Republic

(2012-2022) data tables

Question	2012	2013	2014	2015	2016	2017	2018	2019	2020	2021	2022	Variations for quantitative questions	
												2012-2022	2021-2022
062-26.1.3.2 Video recording											True		
062-26.1.3.3 Systematic recording for all hearings											True		
062-26.1.3.4 Automatically indexed recording											False		
062-26.1.3.5 Automatic transcript from recording											True		
062-26.1.3.6 Possibility to request a copy of the recording											True		
062-26.1.3.7 Other special functionality											False		

Indicator 7: Professionals of justice

(Q46, Q46-2, Q52, Q52-1, Q55, Q60, Q4, Q132, Q133, Q144, Q145, Q146)

46.1.1 Total Number of professional judges	3 055	3 054	3 028	3 018	3 005	3 012	3 029	3 006	3 007	2 990	3 057	0,1%	2,2%
46.1.2 Number of 1st inst professional judges	1 857	1 859	1 838	1 838	1 820	1 826	1 849	1 824	1 814	1 819	1 880	1,2%	3,4%
46.1.3 Number of 2nd inst professional judges	964	1 098	1 090	1 081	1 083	1 085	1 078	1 078	1 088	1 065	1 071	11,1%	0,6%
46.1.4 Number of Supreme court professional judges	234	97	100	99	102	101	102	104	105	106	106	-54,7%	0,0%
46.2.1 Number of professional judges_males	1 193	1 187	1 192	1 185	1 182	1 178	1 195	1 190	1 192	1 192	1 212	1,6%	1,7%
46.2.2 Number of 1st instance professional judges_males	644	632	632	629	609	598	611	600	601	606	622	-3,4%	2,6%
46.2.3 Number of 2nd instance professional judges_males	407	483	487	482	494	501	505	509	512	505	510	25,3%	1,0%
46.2.4 Number of Supreme court professional judges_males	142	72	73	74	79	79	79	81	79	81	80	-43,7%	-1,2%
46.3.1 Number of professional judges_females	1 862	1 867	1 836	1 833	1 823	1 834	1 834	1 816	1 815	1 798	1 845	-0,9%	2,6%
46.3.2 Number of 1st inst professional judges_females	1 213	1 227	1 206	1 209	1 211	1 228	1 238	1 224	1 213	1 213	1 258	3,7%	3,7%
46.3.3 Number of 2nd inst professional judges_females	557	615	603	599	589	584	573	569	576	560	561	0,7%	0,2%
46.3.4 Number of Supreme court professional judges_females	92	25	27	25	23	22	23	23	26	25	26	-71,7%	4,0%
046-2.1.1 Number of professional judges (FTE) - Total									3 007	2 990	3 057	-	2,2%
046-2.1.2 Professional judges of first instance (FTE) - Total									1 814	1 819	2 001	-	10,0%

Czech Republic

(2012-2022) data tables

Question	2012	2013	2014	2015	2016	2017	2018	2019	2020	2021	2022	Variations for quantitative questions	
												2012-2022	2021-2022
046-2.1.3 Professional judges of second instance (FTE) - Total									1 088	1 065	950	-	-10,8%
046-2.1.4 Professional judges of supreme court (FTE) - Total									105	106	106	-	0,0%
046-2.2.1 Number of professional judges (FTE) - Civil and commercial									1 971	1 542	2 154	-	39,7%
046-2.2.2 Professional judges of first instance (FTE) - Civil and commercial									1 369	987	1 450	-	46,9%
046-2.2.3 Professional judges of second instance (FTE) - Civil and commercial									554	507	658	-	29,8%
046-2.2.4 Professional judges of supreme court (FTE) - Civil and commercial									48	48	46	-	-4,2%
046-2.3.1 Number of professional judges (FTE) - Criminal									756	743	744	-	0,1%
046-2.3.2 Professional judges of first instance (FTE) - Criminal									445	432	429	-	-0,7%
046-2.3.3 Professional judges of second instance (FTE) - Criminal									290	288	292	-	1,4%
046-2.3.4 Professional judges of supreme court (FTE) - Criminal									21	23	23	-	0,0%
046-2.4.1 Number of professional judges (FTE) - Administrative									149	154	159	-	3,2%
046-2.4.2 Professional judges of first instance (FTE) - Administrative									-	-	122	-	-
046-2.4.3 Professional judges of second instance (FTE) - Administrative									NAP	NAP	NAP	-	-
046-2.4.4 Professional judges of supreme court (FTE) - Administrative									36	35	37	-	5,7%
046-2.5.1 Number of professional judges (FTE) - Other									131	551	-	-	-
046-2.5.2 Professional judges of first instance (FTE) - Other									-	400	-	-	-
046-2.5.3 Professional judges of second instance (FTE) - Other									131	151	-	-	-
046-2.5.4 Professional judges of supreme court (FTE) - Other									-	-	-	-	-
52.1.1 Total Number of non judge staff who are working in courts	9 135	9 107	9 309	9 409	9 714	9 887	9 857	9 989	9 921	9 914	9 868	8,0%	-0,5%
52.1.2 Number of Non judge staff (Rechtspfleger)	1 950	1 907	2 073	2 190	2 408	2 438	2 443	2 568	2 501	2 538	2 505	28,5%	-1,3%
52.1.3 Number of Non-judge staff assisting the judges	4 463	4 418	4 539	4 519	4 497	4 632	4 616	4 546	4 556	4 505	4 515	1,2%	0,2%
52.1.4 Number of Staff in charge of administrative tasks	2 038	2 131	2 006	2 053	2 091	2 057	2 060	2 145	2 158	2 169	2 161	6,0%	-0,4%

Czech Republic

(2012-2022) data tables

Question	2012	2013	2014	2015	2016	2017	2018	2019	2020	2021	2022	Variations for quantitative questions	
												2012-2022	2021-2022
52.1.5 Number of Technical staff	636	625	614	610	656	701	656	654	648	649	633	-0,5%	-2,5%
52.1.6 Number of Other non judge staff	48	26	77	37	62	59	82	76	58	53	54	12,5%	1,9%
52.2.1 Total Number of non judge staff who are working in courts(men)	1 146	1 002	1 159	1 390	1 166	1 293	1 206	1 240	1 245	1 268	1 248	8,9%	-1,6%
52.2.2 Number of Non judge staff (Rechtspfleger)(men)	350	296	352	434	394	427	398	438	429	406	410	17,1%	1,0%
52.2.3 Number of Non-judge staff assisting the judges(men)	181	157	224	292	172	263	196	179	205	242	230	27,1%	-5,0%
52.2.4 Number of Staff in charge of administrative tasks(men)	329	289	322	393	308	300	316	338	339	347	346	5,2%	-0,3%
52.2.5 Number of Technical staff(men)	268	253	240	253	269	286	272	263	250	247	235	-12,3%	-4,9%
52.2.6 Number of Other non judge staff(men)	18	7	21	18	23	17	24	22	22	26	27	50,0%	3,8%
52.3.1 Total Number of non judge staff who are working in courts(women)	7 989	8 105	8 150	8 019	8 548	8 594	8 651	8 749	8 676	8 646	8 620	7,9%	-0,3%
52.3.2 Number of Non judge staff (Rechtspfleger)(women)	1 600	1 611	1 721	1 756	2 014	2 011	2 045	2 130	2 072	2 132	2 095	30,9%	-1,7%
52.3.3 Number of Non-judge staff assisting the judges(women)	4 282	4 261	4 315	4 227	4 325	4 369	4 420	4 367	4 351	4 263	4 285	0,1%	0,5%
52.3.4 Number of Staff in charge of administrative tasks(women)	1 709	1 842	1 684	1 660	1 783	1 757	1 744	1 807	1 819	1 822	1 815	6,2%	-0,4%
52.3.5 Number of Technical staff(women)	368	372	374	357	387	415	384	391	398	402	398	8,2%	-1,0%
52.3.6 Number of Other non judge staff(women)	30	19	56	19	39	42	58	54	36	27	27	-10,0%	0,0%
052-1.1.1 Non-judge staff (Total)									9 921	9 914	9 868	-	-0,5%
052-1.1.2 Non-judge staff at first instance (total)									6 538	6 586	6 537	-	-0,7%
052-1.1.3 Non-judge staff at second instance (total)									2 967	2 916	2 905	-	-0,4%
052-1.1.4 Non-judge staff at Supreme court (total)									416	412	426	-	3,4%
052-1.2.1 Non-judge staff (Males)									1 245	1 268	1 248	-	-1,6%
052-1.2.2 Non-judge staff at first instance (males)									617	707	636	-	-10,0%
052-1.2.3 Non-judge staff at second instance (males)									481	416	468	-	12,5%
052-1.2.4 Non-judge staff at Supreme court (males)									147	145	144	-	-0,7%

Czech Republic

(2012-2022) data tables

Question	2012	2013	2014	2015	2016	2017	2018	2019	2020	2021	2022	Variations for quantitative questions	
												2012-2022	2021-2022
052-1.3.1 Non-judge staff (females)									8 676	8 646	8 620	-	-0,3%
052-1.3.2 Non-judge staff at first instance (females)									5 921	5 879	5 901	-	0,4%
052-1.3.3 Non-judge staff at second instance (females)									2 486	2 500	2 437	-	-2,5%
052-1.3.4 Non-judge staff at supreme court (females)									269	267	282	-	5,6%
055.1.1 Prosecutors (total)									1 224	1 233	1 244	-	0,9%
055.1.2 Prosecutors (1st inst.)									822	834	836	-	0,2%
055.1.3 Prosecutors (2nd inst.)									345	343	349	-	1,7%
055.1.4 Prosecutors (Highest instance)									57	56	59	-	5,4%
055.2.1 Prosecutors - Males -total									561	569	584	-	2,6%
055.2.2 Prosecutors - Males, 1st inst.									339	347	355	-	2,3%
055.2.3 Prosecutors - Males, 2nd inst.									183	183	188	-	2,7%
055.2.4 Prosecutors - Males, Supreme courts									39	39	41	-	5,1%
055.3.1 Prosecutors - Females, Total									663	664	660	-	-0,6%
055.3.2 Prosecutors - Females, 1st inst.									483	487	481	-	-1,2%
055.3.3 Prosecutors - Females, 2nd inst.									162	160	161	-	0,6%
055.3.4 Prosecutors - Females, Supreme courts									18	17	18	-	5,9%
057 Other with similar duties as public prosecutors											False	-	-
056.1.1 Heads of prosecution (total)											94	-	-
056.1.2 Heads of prosecution (1st inst.)											83	-	-
056.1.3 Heads of prosecution (2nd inst.)											10	-	-
056.1.4 Heads of prosecution (Highest instance)											1	-	-
056.2.1 Heads of prosecution - Males -total											59	-	-
056.2.2 Heads of prosecution - Males, 1st inst.											49	-	-

Czech Republic

(2012-2022) data tables

Question	2012	2013	2014	2015	2016	2017	2018	2019	2020	2021	2022	Variations for quantitative questions	
												2012-2022	2021-2022
056.2.3 Heads of prosecution - Males, 2nd inst.											9	-	-
056.2.4 Heads of prosecution - Males, Supreme courts											1	-	-
056.3.1 Heads of prosecution - Females, Total											35	-	-
056.3.2 Heads of prosecution - Females, 1st inst.											34	-	-
056.3.3 Heads of prosecution - Females, 2nd inst.											1	-	-
056.3.4 Heads of prosecution - Females, Supreme courts											0	-	-
060.1.1 Number of non-prosecutor staff Total							1 465	-	1 474	1 454	1 449	-	-0,3%
060.2.1 Number of non-prosecutor staff Males							251	-	262	243	239	-	-1,6%
060.3.1 Number of non-prosecutor staff Females							1 214	-	1 212	1 211	1 210	-	-0,1%
004 Annual average salary in the country							14 365 €	16 116 €	16 279 €	18 296 €	20 084 €	-	9,8%
132.1.1 Gross annual salary, in € - Professional judge at the beginning of career							34 578 €	38 064 €	40 584 €	42 485 €	44 182 €	-	4,0%
132.1.2 Gross annual salary, in € - Judge of the Supreme Court							78 296 €	85 157 €	89 904 €	96 492 €	100 367 €	-	4,0%
132.1.3 Gross annual salary, in € - Public prosecutor at the beginning of career							31 121 €	34 238 €	36 528 €	38 564 €	39 763 €	-	3,1%
132.1.4 Gross annual salary, in € - Public prosecutor of the Supreme Court or the Highest Appellate Instance							67 176 €	74 171 €	79 008 €	79 813 €	83 522 €	-	4,6%
132.2.1 Net annual salary, in € - Professional judge at the beginning of career							NA	NA	NA	NA	NA	-	-
132.2.2 Net annual salary, in € - Judge of the Supreme Court							NA	NA	NA	NA	NA	-	-
132.2.3 Net annual salary, in € - Public prosecutor at the beginning of career							NA	NA	NA	NA	NA	-	-
132.2.4 Net annual salary, in € - Public prosecutor of the Supreme Court or the Highest Appellate Instance							NA	NA	NA	NA	NA	-	-
133.1.1.1 - Additional benefits for judges - Reduced taxation							False	False	False	False	False		
133.1.2.1 - Additional benefits for judges - Special pension							False	False	False	False	False		
133.1.3.1 - Additional benefits for judges - Housing							True	True	True	True	True		
133.1.4.1 - Additional benefits for judges - Other financial benefit							True	True	True	True	True		
133.2.1.1 - Additional benefits for prosecutors - Reduced taxation							False	False	False	False	False		

Czech Republic

(2012-2022) data tables

Question	2012	2013	2014	2015	2016	2017	2018	2019	2020	2021	2022	Variations for quantitative questions	
												2012-2022	2021-2022
133.2.2.1 - Additional benefits for prosecutors - Special pension							False	False	False	False	False		
133.2.3.1 - Additional benefits for prosecutors - Housing							True	True	True	True	True		
133.2.4.1 - Additional benefits for prosecutors - Other financial benefit							True	True	True	True	True		
Lawyers													
(Q146, Q147, Q148)													
146.1.1 Total number of lawyers practising	10 944	10 255	11 842	12 300	11 310	11 587	11 180	12 188	12 267	12 390	14 335	31,0%	15,7%
146.2.1 Practising lawyers - man							7 176	7 333	7 360	7 444	8 154	-	9,5%
146.3.1 Practising lawyers - woman							4 704	4 855	4 907	4 946	6 181	-	25,0%
147 Does this figure include "legal advisors" who cannot represent their clients in court (for example, some solicitors or in-house counsellors)?				No	False	False	False	False	False	False	False	-	-
148 Number of legal advisors who cannot represent their clients in court:				NAP	NAP	NAP	NAP	NAP	NAP	NAP	NAP	-	-
Indicator 8: Mediators and notaries													
(Q166, Q157)													
166 Number of accredited or registered mediators who practice judicial mediation:	388	442	421	589	620	660	657	589	669	686	712	83,5%	3,8%
166.2.1 Mediators - male							NA	NA	NA	NA	NA	-	-
166.3.1 Mediators - female							NA	NA	NA	NA	NA	-	-
192.1.1 Number of notaries											438	-	-
192.1.2 Private professionals (without control from public authorities)											NAP	-	-
192.1.3 Holders of public offices appointed by the State											438	-	-
192.1.4 Civil servants (paid by the State)											NAP	-	-
192.1.5 Other											NAP	-	-
192.2.1 Number of notaries- male											NA	-	-
192.2.2 Private professionals (without control from public authorities)- male											NAP	-	-
192.2.3 Holders of public offices appointed by the State- male											NA	-	-
192.2.4 Civil servants (paid by the State)- male											NAP	-	-
192.2.5 Other- male											NAP	-	-
192.3.1 Number of notaries- female											NA	-	-
192.3.2 Private professionals (without control from public authorities)- female											NAP	-	-
192.3.3 Holders of public offices appointed by the State- female											NA	-	-
192.3.4 Civil servants (paid by the State)- female											NAP	-	-

Czech Republic

(2012-2022) data tables

Question	2012	2013	2014	2015	2016	2017	2018	2019	2020	2021	2022	Variations for quantitative questions	
												2012-2022	2021-2022
192.3.5 Other- female											NAP	-	-

Key: Variation of more than (+ -) 30%