

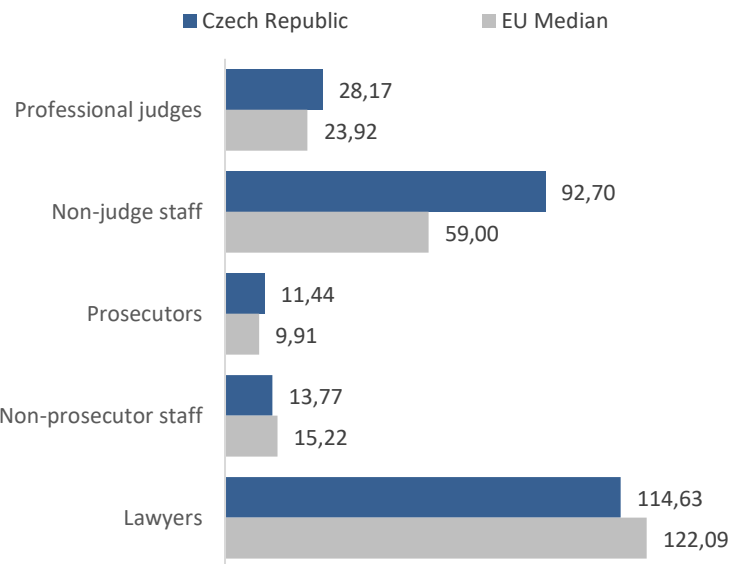
# Judiciary at a glance in Czech Republic

## General data

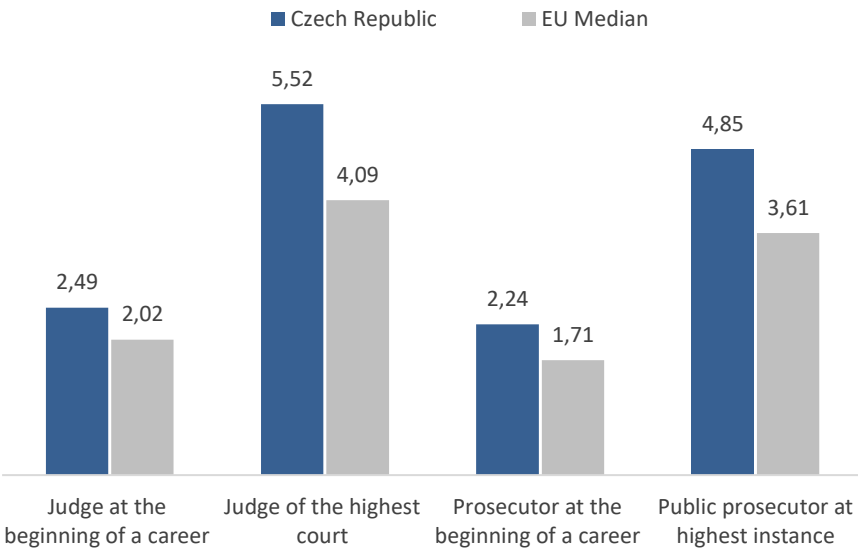
**Population:** 10 701 777      **GDP per capita:** 20 278 €      **Average annual salary:** 16 279 €

## Professionals

Judicial professionals per 100 000 inhabitants

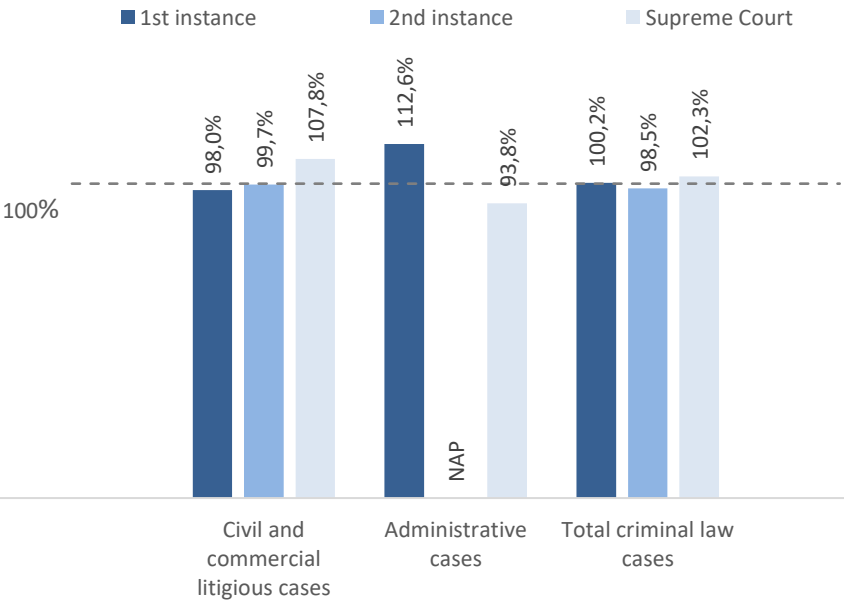


Gross salaries of judges and prosecutors vs average annual salary in the country

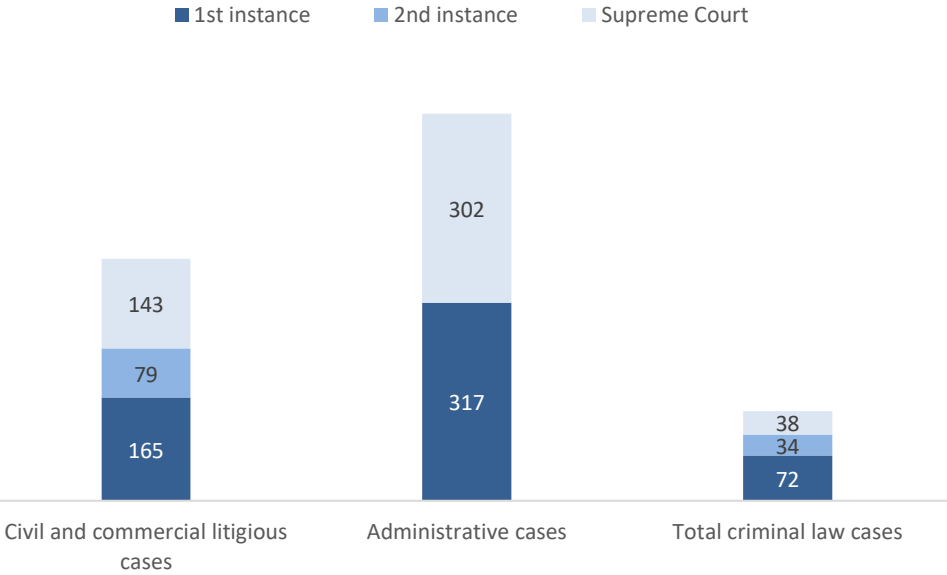


## Efficiency

Clearance rate by instance and by matter (%)

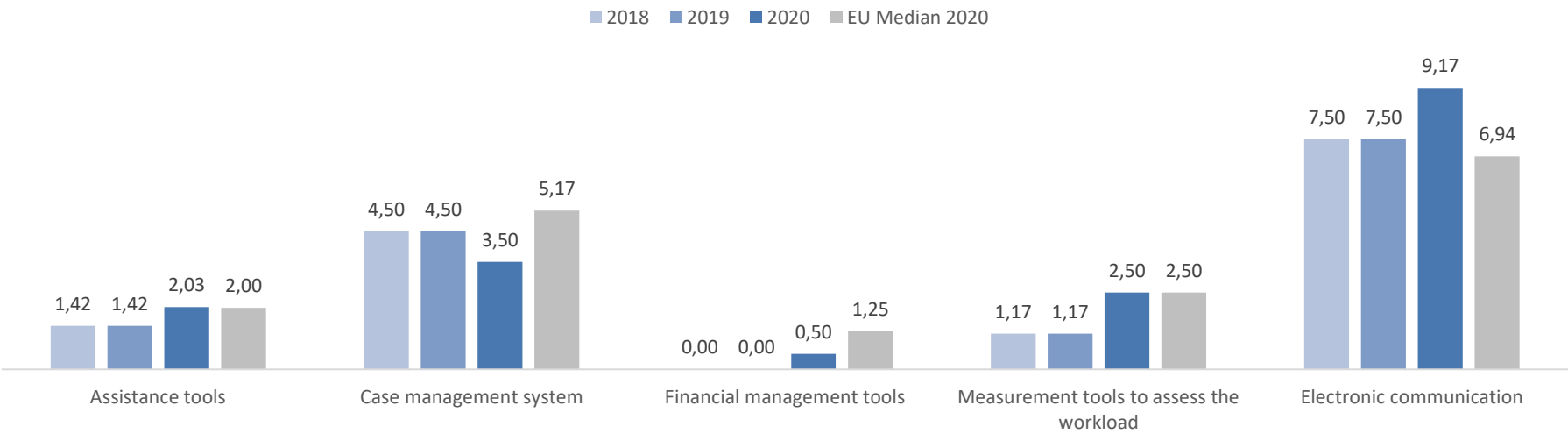


Disposition time by instance and by matter (in days)



## Information and communication technology

ICT tools assessment from 2018 to 2020



\*ICT calculations are described in more details in Annex 5 - IT Calculation methodology

Synthesis table for the main indicators for: Czech Republic

Economic and demographic data	2012	2013	2014	2015	2016	2017	2018	2019	2020	Variations					
										2012-2020	2014-2016	2016-2018	2017-2018	2018-2019	2019-2020
Population	10 509 286	10 510 719	10 524 783	10 553 843	10 578 820	10 589 526	10 649 800	10 669 324	10 701 777	<div><div></div><div>1,8%</div></div>	<div><div></div><div>0,5%</div></div>	<div><div></div><div>0,7%</div></div>	<div><div></div><div>0,6%</div></div>	<div><div></div><div>0,2%</div></div>	<div><div></div><div>0,3%</div></div>
GDP per capita	14 557	13 473	14 602	15 985	16 700	18 095	19 489	20 830	20 278	<div><div></div><div>39,3%</div></div>	<div><div></div><div>14,4%</div></div>	<div><div></div><div>16,7%</div></div>	<div><div></div><div>7,7%</div></div>	<div><div></div><div>6,9%</div></div>	<div><div></div><div>-2,7%</div></div>
Exchange rate (local currency needed to obtain 1€)	25	27	28	27	27	26	26	25	26	<div><div></div><div>4,4%</div></div>	<div><div></div><div>-2,5%</div></div>	<div><div></div><div>-4,8%</div></div>	<div><div></div><div>0,7%</div></div>	<div><div></div><div>-1,2%</div></div>	<div><div></div><div>3,3%</div></div>
Average annual salary	12 463		11 083		12 253		14 365	16 116	16 279	<div><div></div><div>30,6%</div></div>	<div><div></div><div>10,6%</div></div>	<div><div></div><div>17,2%</div></div>		<div><div></div><div>12,2%</div></div>	<div><div></div><div>1,0%</div></div>
Resources	2012	2013	2014	2015	2016	2017	2018	2019	2020	2012-2020	2014-2016	2016-2018	2017-2018	2018-2019	2019-2020
Professional judges per 100 000 inhab.	29,1	29,1	28,8	28,6	28,4	28,4	28,4	28,2	28,1	<div><div></div><div>-3,3%</div></div>	<div><div></div><div>-1,3%</div></div>	<div><div></div><div>0,1%</div></div>	<div><div></div><div>0,0%</div></div>	<div><div></div><div>-0,9%</div></div>	<div><div></div><div>-0,3%</div></div>
Non-judge staff per 100 000 inhab.	86,9	86,6	88,4	89,2	91,8	93,4	92,6	93,6	92,7	<div><div></div><div>6,7%</div></div>	<div><div></div><div>3,8%</div></div>	<div><div></div><div>0,8%</div></div>	<div><div></div><div>-0,9%</div></div>	<div><div></div><div>1,2%</div></div>	<div><div></div><div>-1,0%</div></div>
Lawyers per 100 000 inh.	104,1	97,6	112,5	116,5	106,9	109,4	105,0	114,2	114,6	<div><div></div><div>10,1%</div></div>	<div><div></div><div>-5,0%</div></div>	<div><div></div><div>-1,8%</div></div>	<div><div></div><div>-4,1%</div></div>	<div><div></div><div>8,8%</div></div>	<div><div></div><div>0,3%</div></div>
Mediators	3,7	4,2	4,0	5,6	5,9	6,2	6,2	5,5	6,3	<div><div></div><div>69,3%</div></div>	<div><div></div><div>46,5%</div></div>	<div><div></div><div>5,3%</div></div>	<div><div></div><div>-1,0%</div></div>	<div><div></div><div>-10,5%</div></div>	<div><div></div><div>13,2%</div></div>
ICT overall assesment							5,2	5,2	6,3					0,0%	21,3%
First instance incoming cases per 100 inhab.	2012	2013	2014	2015	2016	2017	2018	2019	2020	2012-2020	2014-2016	2016-2018	2017-2018	2018-2019	2019-2020
Civil and commercial litigious cases	3,455	4,463	4,570	3,773	3,142	3,411	3,251	3,330	2,854	<div><div></div><div>-17,4%</div></div>	<div><div></div><div>-31,2%</div></div>	<div><div></div><div>3,5%</div></div>	<div><div></div><div>-4,7%</div></div>	<div><div></div><div>2,4%</div></div>	<div><div></div><div>-14,3%</div></div>
Administrative law cases	NAP	NAP	0,1	0,087	0,108	0,104	0,111	0,099	0,094	NAP	<div><div></div><div>25,4%</div></div>	<div><div></div><div>3,2%</div></div>	<div><div></div><div>7,0%</div></div>	<div><div></div><div>-11,0%</div></div>	<div><div></div><div>-5,6%</div></div>
Total criminal law cases									0,609						
First instance performance indicators (Clearance Rate)	2012	2013	2014	2015	2016	2017	2018	2019	2020	2012-2020 (percentage points)	2014-2016 (percentage points)	2016-2018 (percentage points)	2017-2018 (percentage points)	2018-2019 (percentage points)	2019-2020 (percentage points)
CR civil and commercial litigious cases	99%	90%	105%	107%	110%	101%	102%	101%	98%	<div><div></div><div>-0,85</div></div>	<div><div></div><div>5,30</div></div>	<div><div></div><div>-8,42</div></div>	<div><div></div><div>0,14</div></div>	<div><div></div><div>-0,17</div></div>	<div><div></div><div>-3,43</div></div>
CR administrative law cases	NAP	NAP	91%	92%	80%	92%	88%	107%	113%	NAP	<div><div></div><div>-10,71</div></div>	<div><div></div><div>7,82</div></div>	<div><div></div><div>-3,65</div></div>	<div><div></div><div>19,13</div></div>	<div><div></div><div>5,42</div></div>
CR total criminal law cases									100%						
First instance performance indicators (Disposition Time)	2012	2013	2014	2015	2016	2017	2018	2019	2020	2012-2020	2014-2016	2016-2018	2017-2018	2018-2019	2019-2020
DT civil and commercial litigious cases cases (days)	174	187	163	159	153	157	149	140	165	<div><div></div><div>-5,2%</div></div>	<div><div></div><div>-6,7%</div></div>	<div><div></div><div>-2,6%</div></div>	<div><div></div><div>-5,6%</div></div>	<div><div></div><div>-5,8%</div></div>	<div><div></div><div>17,9%</div></div>
DT administrative law cases (days)	NAP	NAP	415	437	421	408	412	356	317	NAP	<div><div></div><div>1,3%</div></div>	<div><div></div><div>-2,0%</div></div>	<div><div></div><div>1,1%</div></div>	<div><div></div><div>-13,7%</div></div>	<div><div></div><div>-10,9%</div></div>
DT total criminal law cases (days)									72						
First instance pending cases per 100 inhab. on 31 dec.	2012	2013	2014	2015	2016	2017	2018	2019	2020	2012-2020	2014-2016	2016-2018	2017-2018	2018-2019	2019-2020
Civil and commercial litigious cases	1,63	2,07	2,14	1,76	1,45	1,49	1,34	1,29	1,26	<div><div></div><div>-22,3%</div></div>	<div><div></div><div>-32,6%</div></div>	<div><div></div><div>-7,0%</div></div>	<div><div></div><div>-9,9%</div></div>	<div><div></div><div>-3,7%</div></div>	<div><div></div><div>-2,4%</div></div>
Administrative law cases	NAP	NAP	0,09	0,10	0,10	0,11	0,11	0,10	0,09	NAP	<div><div></div><div>12,1%</div></div>	<div><div></div><div>11,0%</div></div>	<div><div></div><div>3,9%</div></div>	<div><div></div><div>-6,6%</div></div>	<div><div></div><div>-11,7%</div></div>
Total criminal law cases									0,12						
Second instance performance indicators (Clearance Rate)	2012	2013	2014	2015	2016	2017	2018	2019	2020	2012-2020 (percentage points)	2014-2016 (percentage points)	2016-2018 (percentage points)	2017-2018 (percentage points)	2018-2019 (percentage points)	2019-2020 (percentage points)
CR civil and commercial litigious cases			102%	102%	102%	103%	102%	103%	100%		<div><div></div><div>0,30</div></div>	<div><div></div><div>-0,17</div></div>	<div><div></div><div>-1,41</div></div>	<div><div></div><div>1,60</div></div>	<div><div></div><div>-3,56</div></div>
CR administrative law cases			NAP	NAP	NAP	NAP	NAP	NAP	NAP		NAP	NAP	NAP	NAP	NAP
CR total criminal law cases									99%						
Second instance performance indicators (Disposition Time)	2012	2013	2014	2015	2016	2017	2018	2019	2020	2012-2020	2014-2016	2016-2018	2017-2018	2018-2019	2019-2020
DT civil and commercial litigious cases (days)			73	74	69	74	75	68	79		<div><div></div><div>-5,5%</div></div>	<div><div></div><div>8,7%</div></div>	<div><div></div><div>1,1%</div></div>	<div><div></div><div>-8,6%</div></div>	<div><div></div><div>15,5%</div></div>
DT administrative law cases (days)			NAP	NAP	NAP	NAP	NAP	NAP	NAP		NAP	NAP	NAP	NAP	NAP
DT total criminal law cases (days)									34						
Supreme court performance indicators (Clearance Rate)	2012	2013	2014	2015	2016	2017	2018	2019	2020	2012-2020 (percentage points)	2014-2016 (percentage points)	2016-2018 (percentage points)	2017-2018 (percentage points)	2018-2019 (percentage points)	2019-2020 (percentage points)
CR civil and commercial litigious cases			96%	101%	98%	101%	110%	110%	108%		<div><div></div><div>2,11</div></div>	<div><div></div><div>11,58</div></div>	<div><div></div><div>9,28</div></div>	<div><div></div><div>-0,03</div></div>	<div><div></div><div>-2,18</div></div>
CR administrative law cases			102%	NA	91%	88%	85%	91%	94%		<div><div></div><div>-11,15</div></div>	<div><div></div><div>-6,09</div></div>	<div><div></div><div>-3,30</div></div>	<div><div></div><div>6,15</div></div>	<div><div></div><div>2,70</div></div>
CR total criminal law cases									102%						
Supreme court performance indicators (Disposition Time)	2012	2013	2014	2015	2016	2017	2018	2019	2020	2012-2020	2014-2016	2016-2018	2017-2018	2018-2019	2019-2020
DT civil and commercial litigious cases (days)			201	178	179	171	167	151	143		<div><div></div><div>-10,7%</div></div>	<div><div></div><div>-6,9%</div></div>	<div><div></div><div>-2,6%</div></div>	<div><div></div><div>-9,6%</div></div>	<div><div></div><div>-4,8%</div></div>
DT administrative law cases (days)			156	NA	176	200	262	271	302		<div><div></div><div>12,3%</div></div>	<div><div></div><div>49,0%</div></div>	<div><div></div><div>31,2%</div></div>	<div><div></div><div>3,6%</div></div>	<div><div></div><div>11,5%</div></div>
DT total criminal law cases									38						

1. Judicial organisation in Czech Republic

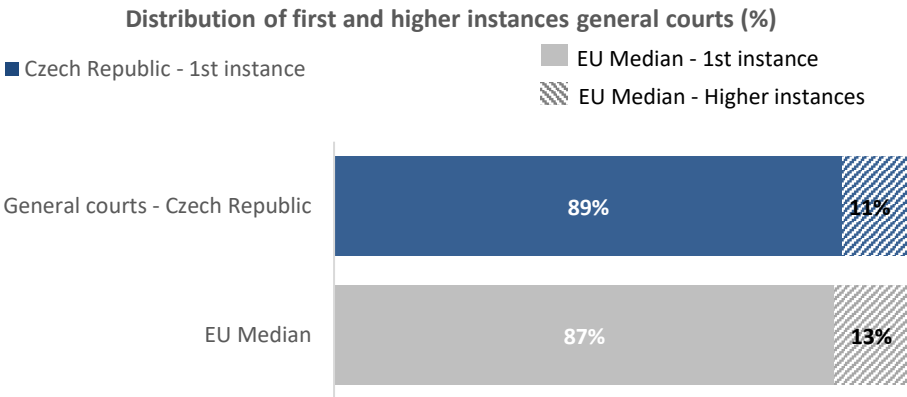
The Czech Republic has a four-tier court system.

In 2020, the number of courts considered as legal entities is 98. Namely, there are 97 courts of general jurisdiction. There are no first instance specialised courts. However, there is one highest instance specialised court which is the Supreme Administrative Court.

Among the 97 legal entities of general jurisdiction, 86 act at first instance, 10 at second instance and one at third instance.

In terms of geographic locations, there are 107 courts among which 89 are of first instance. In fact, 6 Regional courts and 3 district courts have their branches in other cities.

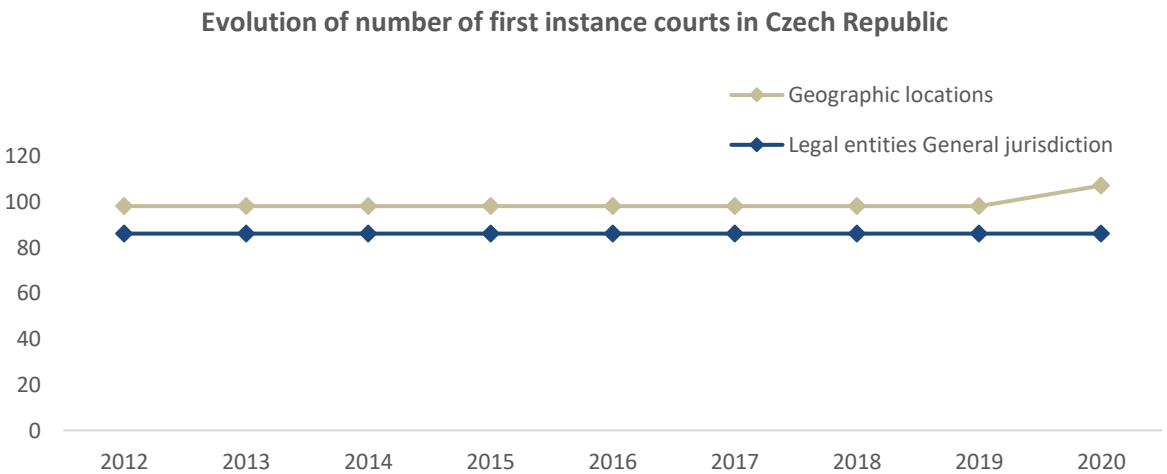
Distribution of general courts in Czech Republic



According to 2020 data, the distribution between 1st instance and higher instances courts of general jurisdiction in Czech Republic is around the EU median of 87% - 13% that is the EU calculated tendency.

Evolution of number of first instance courts in Czech Republic

	Geographic locations	Legal entities	
		General jurisdiction	Specialised jurisdiction
2012	98	86	NAP
2013	98	86	NAP
2014	98	86	NAP
2015	98	86	NAP
2016	98	86	NAP
2017	98	86	NAP
2018	98	86	NAP
2019	98	86	NAP
2020	107	86	NAP



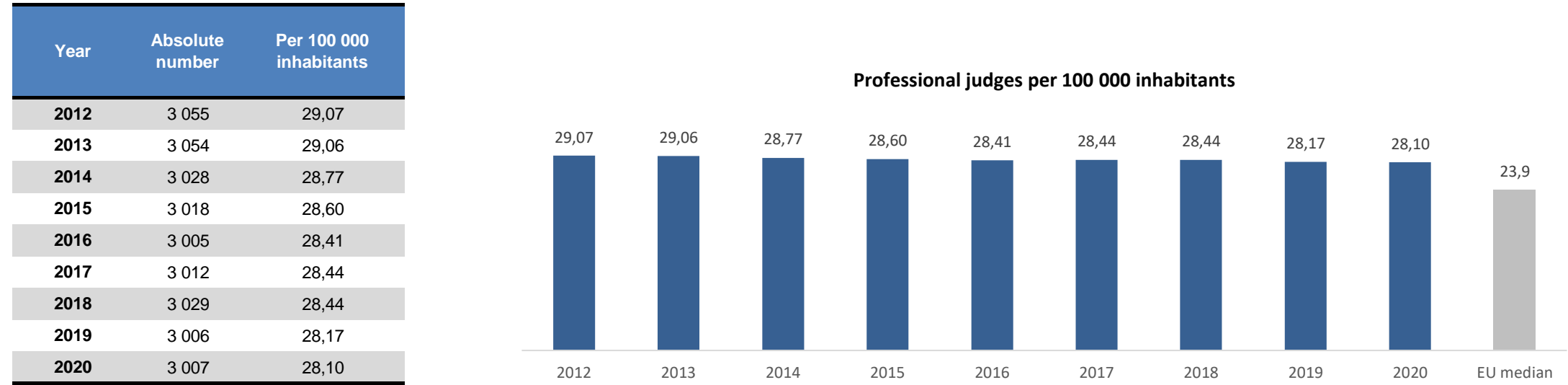
Specialised courts	First instance	Higher instance
Total	NAP	1
Commercial courts (excluded insolvency courts)	NAP	NAP
Insolvency courts	NAP	NAP
Labour courts	NAP	NAP
Family courts	NAP	NAP
Rent and tenancies courts	NAP	NAP
Enforcement of criminal sanctions courts	NAP	NAP
Fight against terrorism, organised crime and corruption	NAP	NAP
Internet related disputes	NAP	NAP
Administrative courts	NAP	1
Insurance and / or social welfare courts	NAP	NAP
Military courts	NAP	NAP
Juvenile courts	NAP	NAP
Other specialised 1st instance courts	NAP	NAP

It should be highlited that there are no specialised first instance courts in the Czech Republic, but judges within individual courts are specialised (e.g. for family, labour and enforcement cases at district courts, and insolvency and administrative cases at regional courts as first instance courts).

2. Professionals of justice in Czech Republic

Professional judges and non-judge staff

Evolution of the number of professional judges since 2012 (Q46)



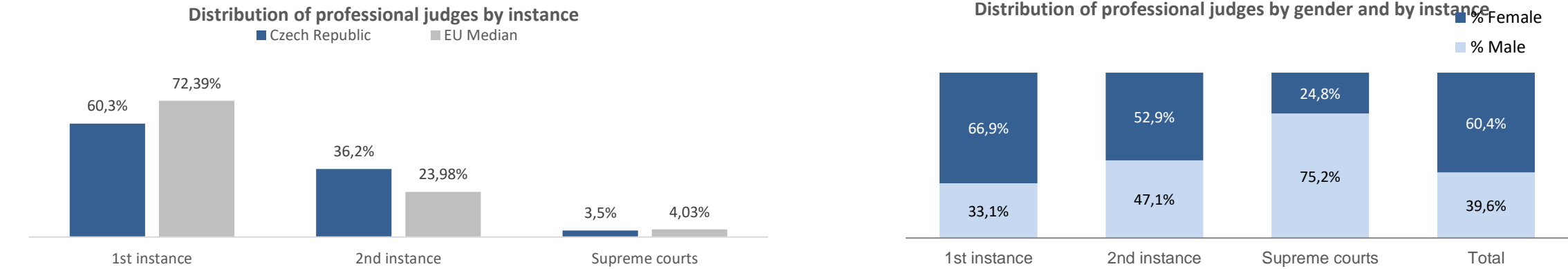
According to 2020 data, the total number of professional judges sitting in courts (all instances) in Czech Republic is 3 007, which is 0,0% more than in previous cycle.

More precisely, in Czech Republic, there are 28,10 professional judges per 100 000 inhabitants (this figure is above the EU median of 23,92 judges per 100 000 inhabitants) and about 3,30 non-judge staff per judge .

There is no significant difference compared with previous cycle when this ratio was at 3,32 non-judge staff per judge.

Absolute number of professional judges by instance and gender

2020	Total	Distribution by instance	Male	Female	% Male	% Female
1st instance	1 814	60,3%	601	1 213	33,1%	66,9%
2nd instance	1 088	36,2%	512	576	47,1%	52,9%
Supreme courts	105	3,5%	79	26	75,2%	24,8%
Total	3 007		1 192	1 815	39,6%	60,4%



In this cycle, the total number of female professional judges (all instances) is 1 815, which represents 60,4% of the total number of judges.

The total number of judges is distributed among the different judicial instances in the following way: 1 814 are sitting in first instance courts (of which 1 213 are female); 1 088 are sitting in second instance courts (of which 576 are female) and 105 are sitting in Supreme Court (of which 26 are female).

As regards the distribution of the number of judges among the different judicial instances, the Czech Republic presents some peculiarities which should be mentioned. Namely, the Czech Republic has a four-tier system. The number of judges of the two High Courts is included in the number of second instance judges. This methodology of presentation of data is applied since 2013, while for the previous evaluations, magistrates of the High Courts were considered as third instance judges

As regards the distribution male/female, it has to be specified that female judges do not have the majority only at third instance.

Absolute number of professional judges by instance and matter

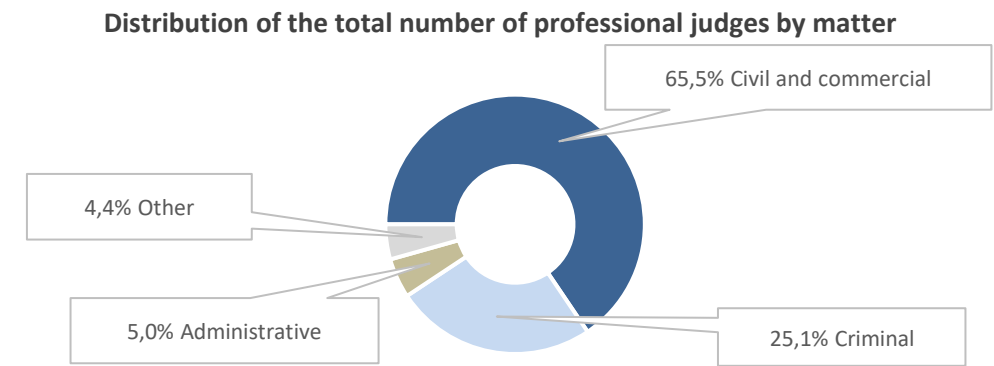
2020	Total	Civil and commercial	Criminal	Administrative	Other
1st instance	1 814	1 369	445	0	0
2nd instance	1 088	554	290	113	131
Supreme courts	105	48	21	36	0
Total	3 007	1 971	756	149	131

In Czech Republic, the distribution of judges per categories of cases is possible as presented in the graph below.

Distribution of professional judges by instance and matter

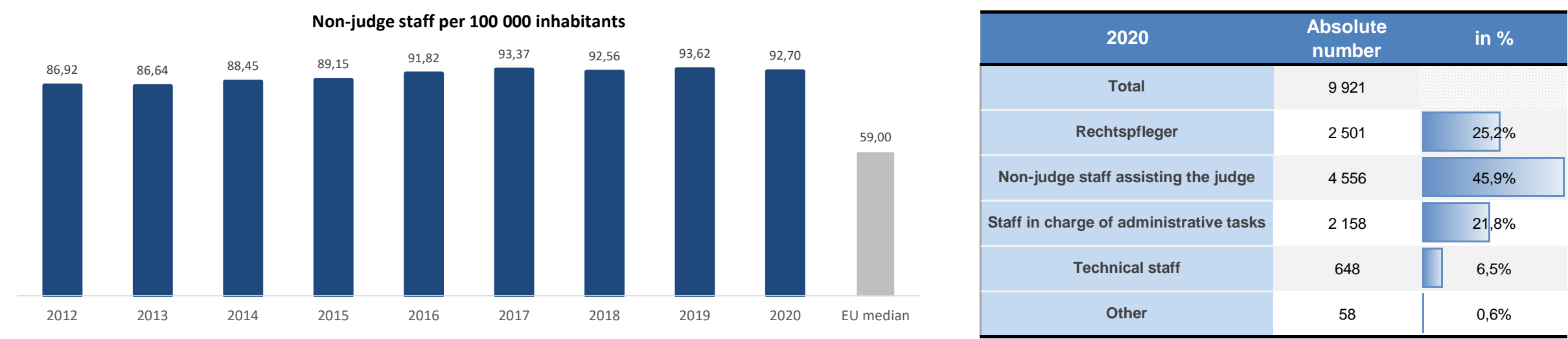
2020	Civil and commercial	Criminal	Administrative	Other
1st instance	75,5%	24,5%	0,0%	0,0%
2nd instance	50,9%	26,7%	10,4%	12,0%
Supreme courts	45,7%	20,0%	34,3%	0,0%
Total	65,5%	25,1%	5,0%	4,4%

The category "other" encompasses insolvency proceedings.



Non-judge staff

Year	2012	2013	2014	2015	2016	2017	2018	2019	2020
Number of non-judge staff	9 135	9 107	9 309	9 409	9 714	9 887	9 857	9 989	9 921
Per 100 000 inhabitants	86,92	86,64	88,45	89,15	91,82	93,37	92,56	93,62	92,70



In 2020, Czech Republic has 9 921 non-judge staff (of which 8 676 are females). The total number of non-judge staff in comparison with the previous cycle reveals a decrease of -0,7%.

In this cycle, the non-judge staff is broken down as follows:

- 2 501 Rechtspfleger (or similar bodies) with judicial or quasi-judicial tasks having autonomous competence and whose decisions could be subject to appeal (among which
- 4 556 non-judge staff whose task is to assist the judges such as registrars (of which 4 351 are women);
- 2 158 staff in charge of different administrative tasks and of the court management (of which 1 819 are women);
- 648 technical staff (of which 398 are women);
- 58 other (of which 36 are women);

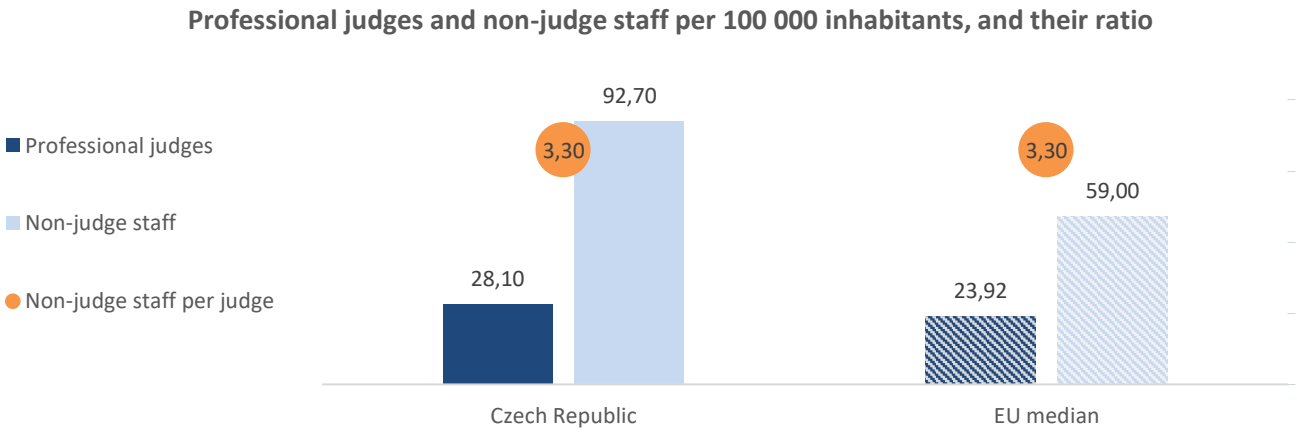
In 2020, the number of non-judge staff per 100 000 inhabitants has decreased (from 93,6 in 2019 to 92,7 in 2020).

During the same period, the number of judges per 100 000 inhabitants evolves from 28,2 judges per 100 000 inhabitants in 2019 to 28,1 in 2020.

The category “other” encompasses for 2010 judicial trainees or staff in charge of court documentation. For 2012, 2013 and 2014, besides the already mentioned components, it subsumes also press centre and telephone exchange.

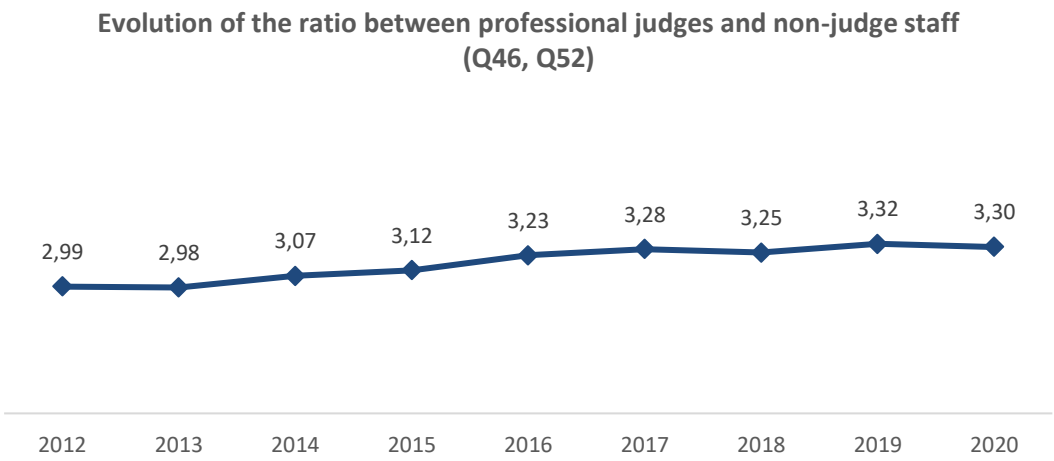
Professional judges, non-judge staff and their ratio (Q46, Q52)

Per 100 000 inhabitants	Czech Republic	EU median
Professional judges	28,10	23,92
Non-judge staff	92,70	59,00
Non-judge staff per judge	3,30	3,30



Evolution of the ratio between professional judges and non-judge staff (Q46, Q52)

	Judges per 100 000 inh.	Non-judge staff per 100 000 inh.	Ratio between professional judges and non-judge staff
2012	29,07	86,92	2,99
2013	29,06	86,64	2,98
2014	28,77	88,45	3,07
2015	28,60	89,15	3,12
2016	28,41	91,82	3,23
2017	28,44	93,37	3,28
2018	28,44	92,56	3,25
2019	28,17	93,62	3,32
2020	28,10	92,70	3,30

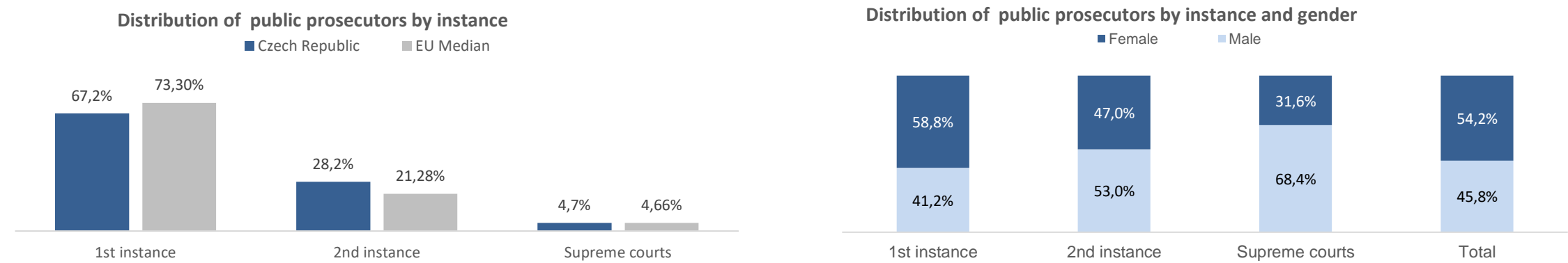




• Public prosecutors and non-prosecutor staff

Absolute number of public prosecutors by instance and gender (Q55)

2020	Total	Distribution by instance	Male	Female	Male	Female
1st instance	822	67,2%	339	483	41,2%	58,8%
2nd instance	345	28,2%	183	162	53,0%	47,0%
Supreme courts	57	4,7%	39	18	68,4%	31,6%
Total	1 224		561	663	45,8%	54,2%



In this cycle, the total number of female prosecutors (all instances) is 663, which represents 54,2% of the total number of prosecutors.

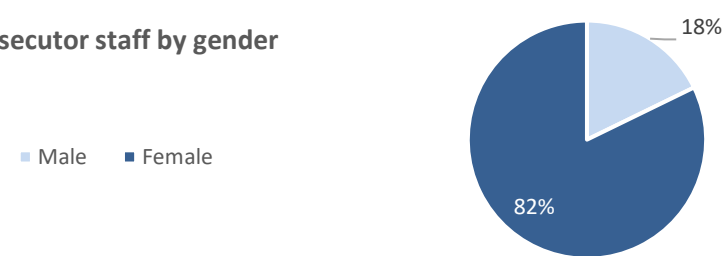
The total number of prosecutors is distributed among the different judicial instances in the following way: 822 in first instance (of which 483 are female); 345 are in second instance (of which 162 are female) and 57 in final instance (of which 18 are female).

As regards the distribution of the number of prosecutors among the different judicial instances, the Czech Republic presents some peculiarities which should be mentioned. Namely, the Czech Republic is endowed with a system of 4 levels of State prosecution offices: district, regional, high and supreme. The number of high public prosecutors is included in the number of prosecutors at second instance level.

Non-prosecutor staff by gender (Q60)

Non-prosecutor staff	Total	Male	Female
2020	1 474	262	1 212

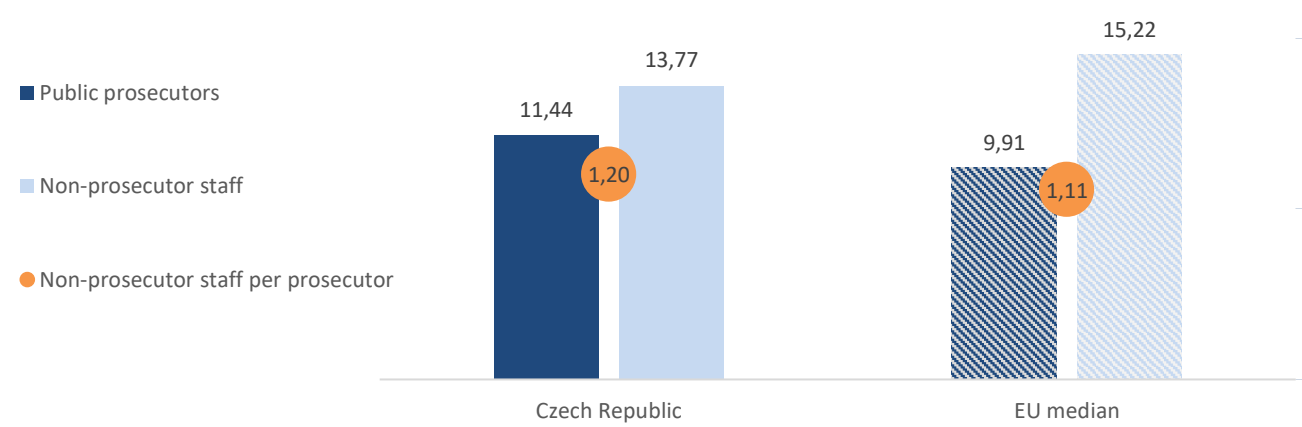
Non-prosecutor staff by gender



Public prosecutors, non-prosecutor staff and their ratio (Q55, Q60)

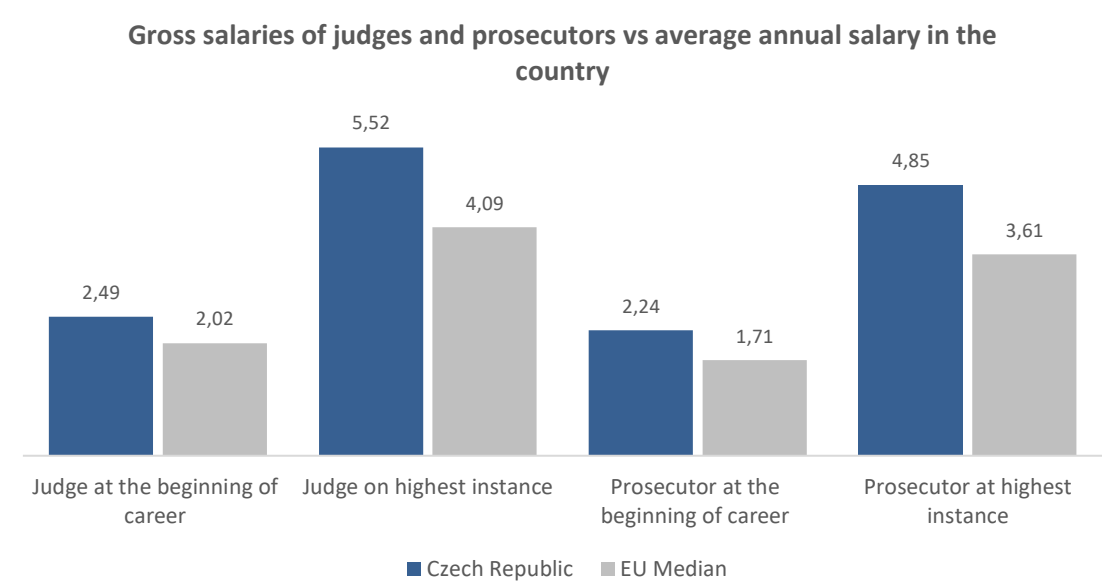
Per 100 000 inhabitants	Czech Republic	EU median
Public prosecutors	11,44	9,91
Non-prosecutor staff	13,77	15,22
Non-prosecutor staff per prosecutor	1,20	1,11

Public prosecutors and non-prosecutor staff per 100 000 inhabitants, and their ratio



• Salaries of professional judges and prosecutors at beginning of a career and at the highest instance (Q132, Q4)

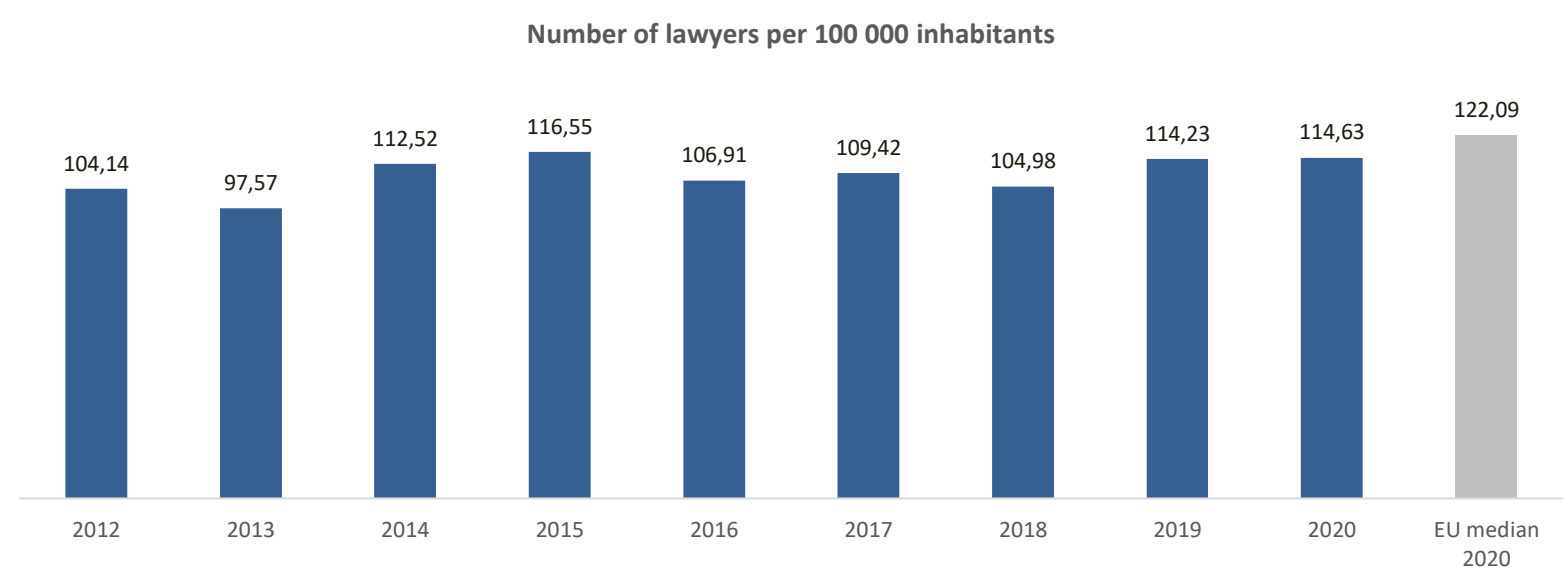
Salaries of professional judges and prosecutors (Q132, Q4)	Average gross annual salary in €	Average net annual salary in €	Ratio with national average annual gross salary
Judge at the beginning of a career	40 584 €	NA	2,49
Judge of the highest court	89 904 €	NA	5,52
Prosecutor at the beginning of a career	36 528 €	NA	2,24
Public prosecutor at highest instance	79 008 €	NA	4,85



According to 2020 data, the absolute gross salary of a judge at the begining of a career in Czech Republic of 40 584€ is somewhat below when compared to the EU median of 51 946€. As a ratio with the annual average salary of the country, the salary for a judge at the begining of career is: 2,49 compared with EU median of : 2,02.

• Lawyers

Lawyers	Absolute number	Per 100 000 inhabitants
2012	10 944	104,14
2013	10 255	97,57
2014	11 842	112,52
2015	12 300	116,55
2016	11 310	106,91
2017	11 587	109,42
2018	11 180	104,98
2019	12 188	114,23
2020	12 267	114,63



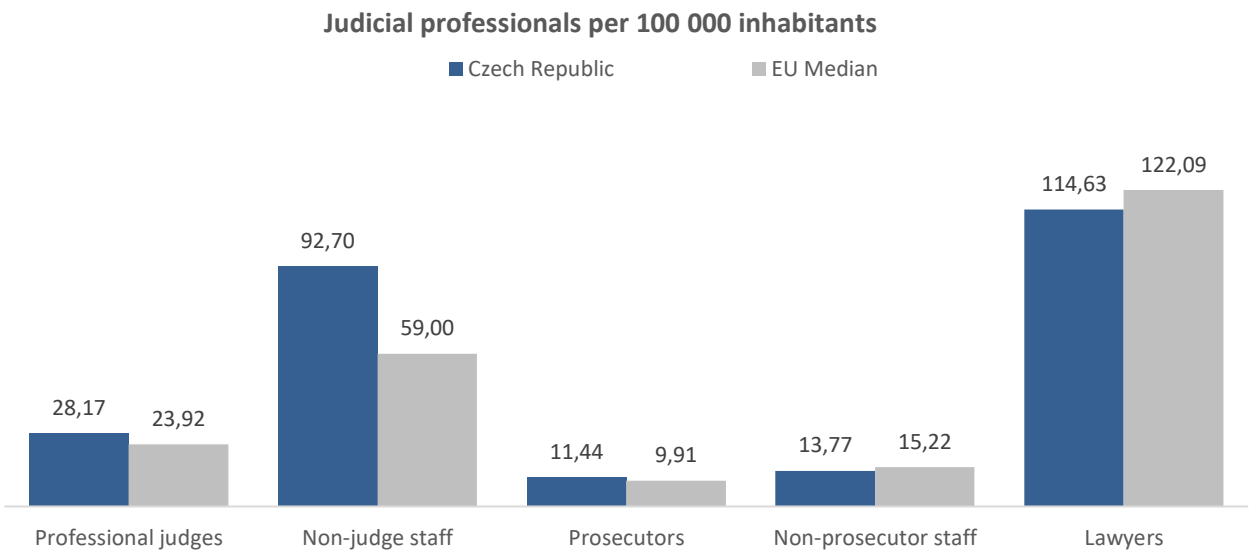
In 2020, there are 12 267 lawyers, which is 0,6% more than in 2019.

Czech Republic has 114,6 lawyers per 100 000 inhabitants, which is around the EU median of 122,1 lawyers per 100 000 inhabitants.

• Judicial professionals (summary)

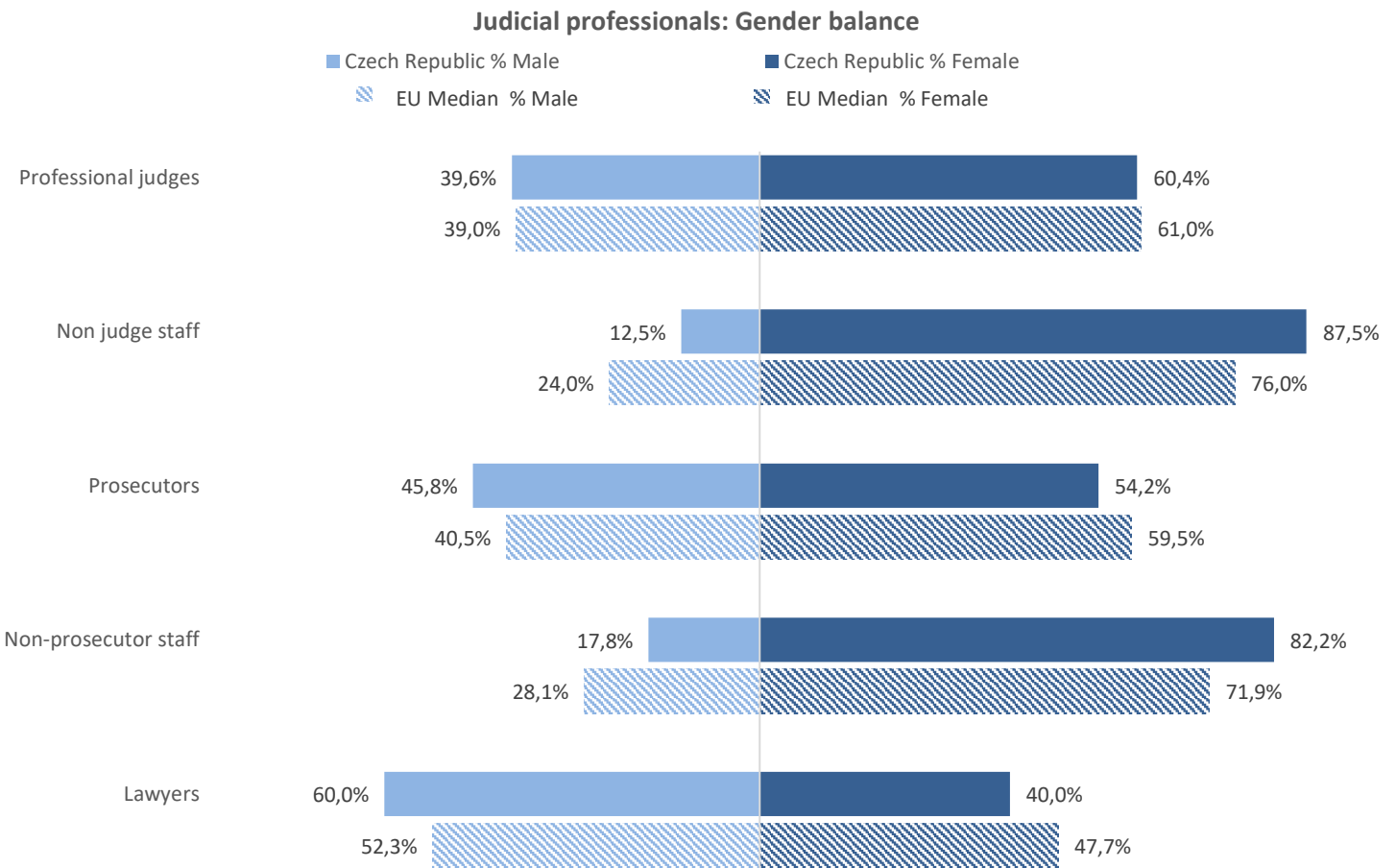
Judicial professionals in absolute number and per 100 000 inhabitants (Q46, Q52, Q55, Q60, Q146)

	Absolute number	Per 100 000 inhabitants	EU Median
Professional judges	3 006	28,17	23,92
Non-judge staff	9 921	92,70	59,00
Prosecutors	1 224	11,44	9,91
Non-prosecutor staff	1 474	13,77	15,22
Lawyers	12 267	114,63	122,09



Judicial professionals: Gender balance



	% Male	% Female
Professional judges	39,6%	60,4%
Non judge staff	12,5%	87,5%
Prosecutors	45,8%	54,2%
Non-prosecutor staff	17,8%	82,2%
Lawyers	60,0%	40,0%











3. Legal aid and court fees in Czech Republic

In Czech Republic, legal aid includes:

- Coverage of court fees: 
- Exemption from court fees: 

It is noteworthy that the law regulates exceptions to the duty to pay court fees. On the one hand, the legislator has established a list of certain persons exempt from paying court fees (e.g. the State, diplomatic representations of foreign States, foundations). On the other hand, the law refers to specific types of procedures in respect of which there is an exemption from paying court fees (e.g. proceedings on guardianship, adoption, probate proceedings, election proceedings). Besides these situations, there is a possibility for participants in proceedings to ask for waiver of court fees ordered by the court. Such release should be justified by the participant’s personal situation in order to avoid arbitrary or apparently unsuccessful application or protection of law.

In Czech Republic, legal aid is available for :

- > Representation in court:
  - Criminal cases 
  - Other than criminal cases 
- > Legal advice, ADR and other legal services:
  - Criminal cases 
  - Other than criminal cases 
- > Fees related to enforcement of judicial decisions as fees for enforcement agents (Q18) 
- > Other costs than above (Q19) 

Legal aid could be granted at every stage of the proceedings – it could be granted even only for enforcement of judicial decision.  
It should be noted that if legal aid is granted, it covers all costs, including lawyer’s fees, fees of judicial experts, etc.

Number of cases for which legal aid has been granted

Data on number of cases for which legal aid has been granted is not available.

Timeframes of the procedure for granting legal aid (in relation to the duration from the initial legal aid request to the final approval of the legal aid request)

- Maximum duration prescribed in law/regulations: NAP
- Actual average duration: NA

## 4. Performance of courts in Czech Republic

### • Efficiency indicators

- Clearance Rate (CR) and Disposition Time (DT)

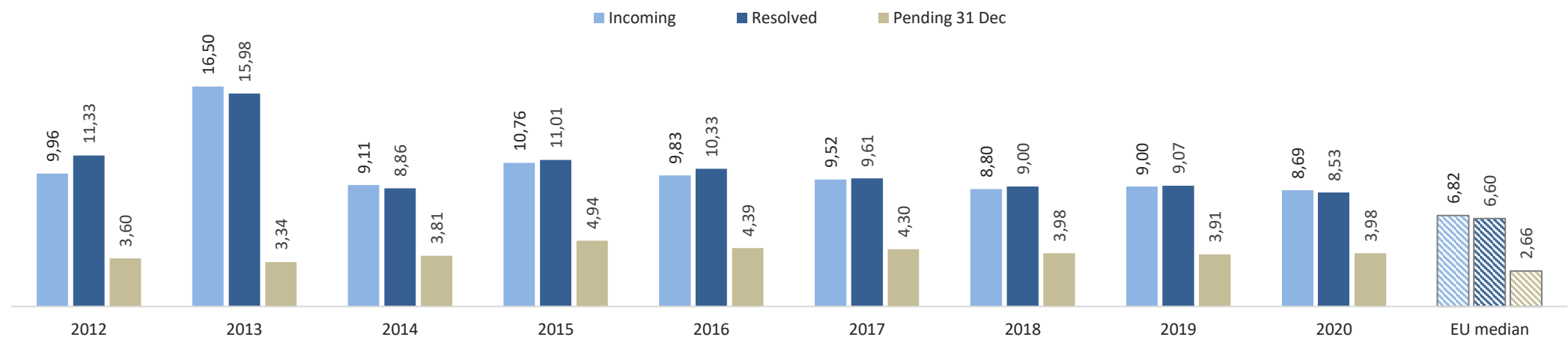
The Clearance Rate shows the capacity of a judicial system to deal with the incoming cases. A Clearance Rate of 100% and higher does not generate backlog.

The Disposition Time determines the estimated number of days necessary for a pending case to be solved in a court.

### First instance Total of other than criminal cases

- Incoming, resolved and pending cases

Evolution of number of all other than criminal cases per 100 inhabitants



The number of incoming cases in 2020 in Czech Republic (8,69 per 100 inhabitants) is somewhat above EU median (6,82 per 100 inhabitants).

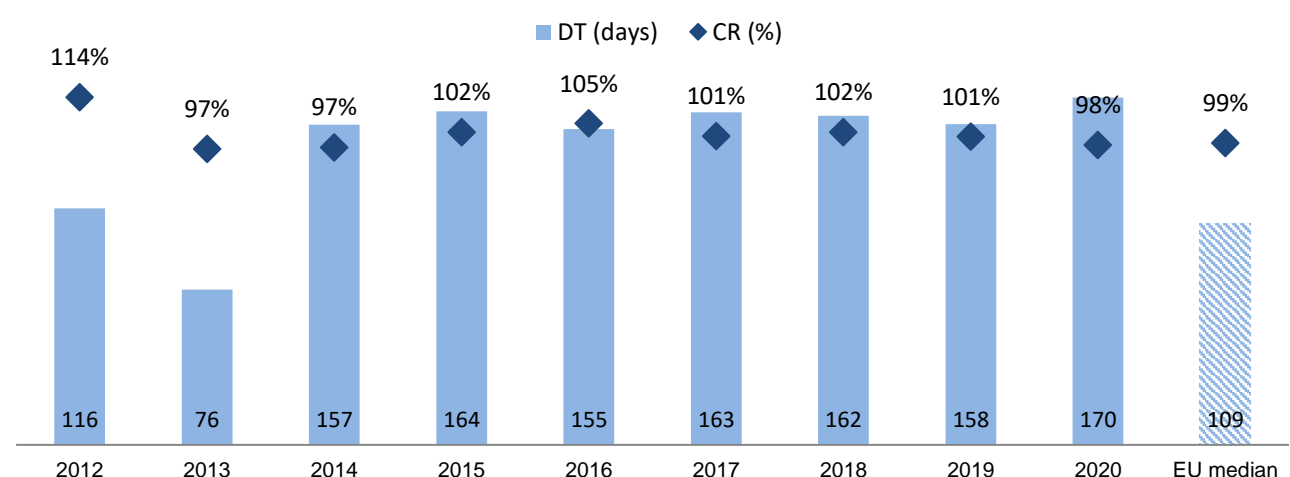
The number of resolved cases in 2020 in Czech Republic (8,53 per 100 inhabitants) is somewhat above EU median (6,60 per 100 inhabitants).

The number of pending cases at the end of 2020 in Czech Republic (3,98 per 100 inhabitants) is somewhat above EU median (2,66 per 100 inhabitants).

- Clearance Rate and Disposition Time

Other than criminal cases	CR (%)	DT (days)
2012	114%	116
2013	97%	76
2014	97%	157
2015	102%	164
2016	105%	155
2017	101%	163
2018	102%	162
2019	101%	158
2020	98%	170

Clearance Rate in % (CR) and Disposition Time in days (DT) for Other than criminal cases



With a Clearance Rate calculated at 98,2% in 2020 Czech Republic seems to encounter some difficulties to deal with its other than criminal cases.

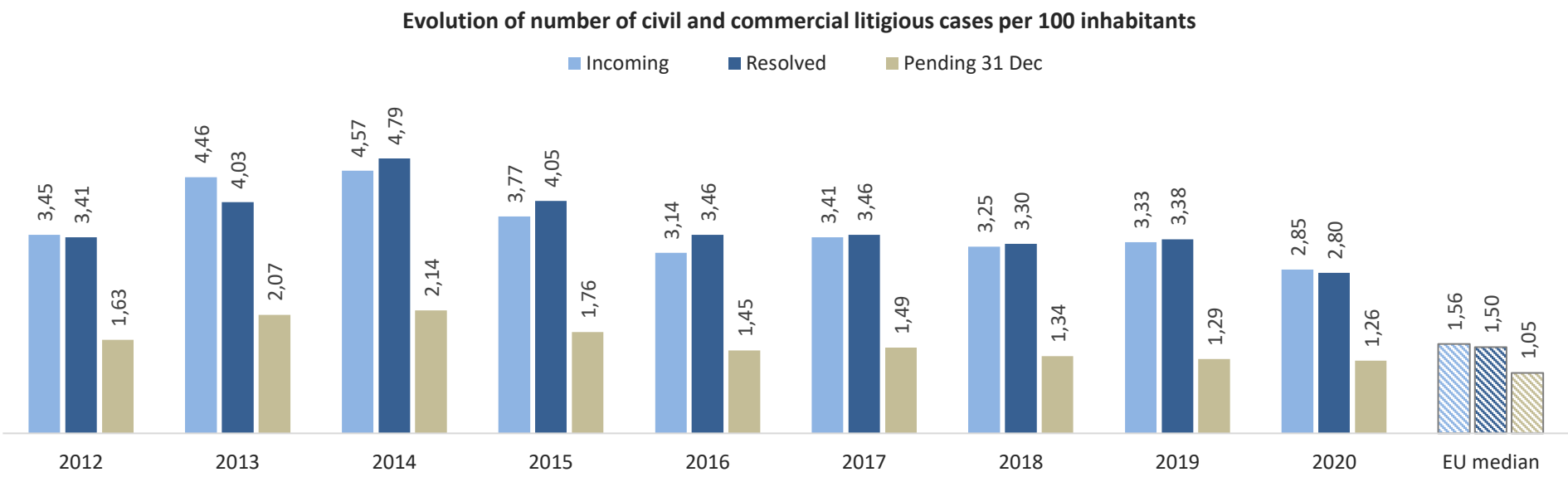
Between 2019 and 2020, the Clearance Rate has decreased by -2,6 points.

In 2020, other than criminal cases are solved in approximately 170 days, which is significantly above EU median of 109 days.

The analysis of the 2019 - 2020 period reveals a 8,1% increase of the Disposition Time.

First instance Civil (and commercial) litigious cases

◦ Incoming, resolved and pending cases



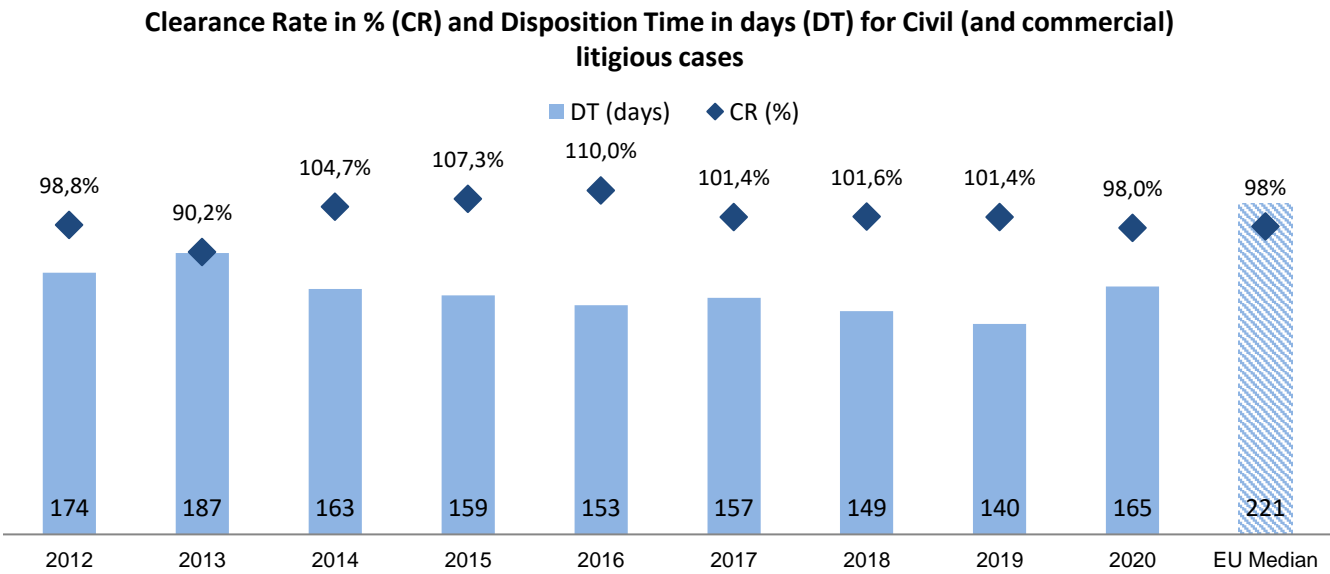
The number of incoming cases in 2020 in Czech Republic (2,85 per 100 inhabitants) is significantly above EU median (1,56 per 100 inhabitants).

The number of resolved cases in 2020 in Czech Republic (2,80 per 100 inhabitants) is significantly above EU median (1,50 per 100 inhabitants).

The number of pending cases at the end of 2020 in Czech Republic (1,26 per 100 inhabitants) is somewhat above EU median (1,05 per 100 inhabitants).

◦ Clearance Rate and Disposition Time

Civil (and commercial) litigious cases	CR (%)	DT (days)
2012	98,8%	174
2013	90,2%	187
2014	104,7%	163
2015	107,3%	159
2016	110,0%	153
2017	101,4%	157
2018	101,6%	149
2019	101,4%	140
2020	98,0%	165



With a Clearance Rate calculated at 98,0% in 2020, Czech Republic seems to encounter some difficulties to deal with its civil and commercial litigious cases.

Between 2019 and 2020, the Clearance Rate has decreased by -3,4 points.

In 2020, the civil and commercial litigious cases are solved in approximately 165 days, which is somewhat below EU median of 221 days.

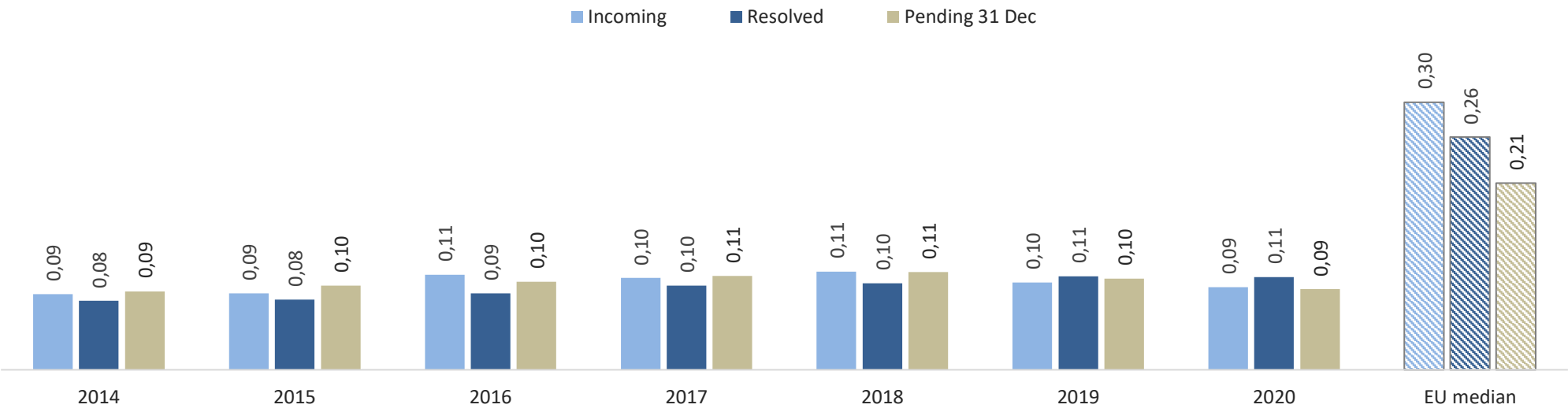
The analysis of the 2019 - 2020 period reveals a 17,9% increase of the Disposition Time.

The number of civil and commercial litigious cases older than 2 years is not available.

First instance Administrative cases

◦ Incoming, resolved and pending cases

Evolution of number of administrative cases per 100 inhabitants



The number of incoming cases in 2020 in Czech Republic (0,09 per 100 inhabitants) is significantly below EU median (0,30 per 100 inhabitants).

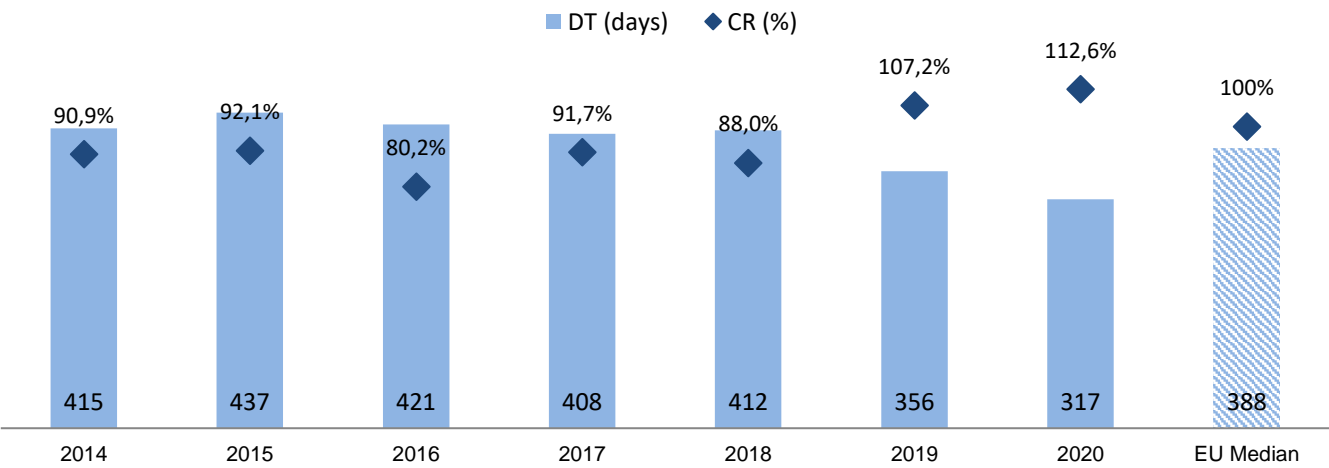
The number of resolved cases in 2020 in Czech Republic (0,11 per 100 inhabitants) is significantly below EU median (0,26 per 100 inhabitants).

The number of pending cases at the end of 2020 in Czech Republic (0,09 per 100 inhabitants) is significantly below EU median (0,21 per 100 inhabitants).

◦ Clearance Rate and Disposition Time

Administrative cases	CR (%)	DT (days)
2012	NAP	NAP
2013	NAP	NAP
2014	90,9%	415
2015	92,1%	437
2016	80,2%	421
2017	91,7%	408
2018	88,0%	412
2019	107,2%	356
2020	112,6%	317

Clearance Rate in % (CR) and Disposition Time in days (DT) for Administrative cases



With a Clearance Rate calculated at 112,6% in 2020, Czech Republic seems to deal efficiently with its administrative cases.

Between 2019 and 2020, the Clearance Rate has increased for 5,4 points.

In 2020, the administrative cases are solved in approximately 317 days, which is slightly below EU median of 388 days.

The analysis of the 2019 - 2020 period reveals a -10,9% decrease of the Disposition Time.

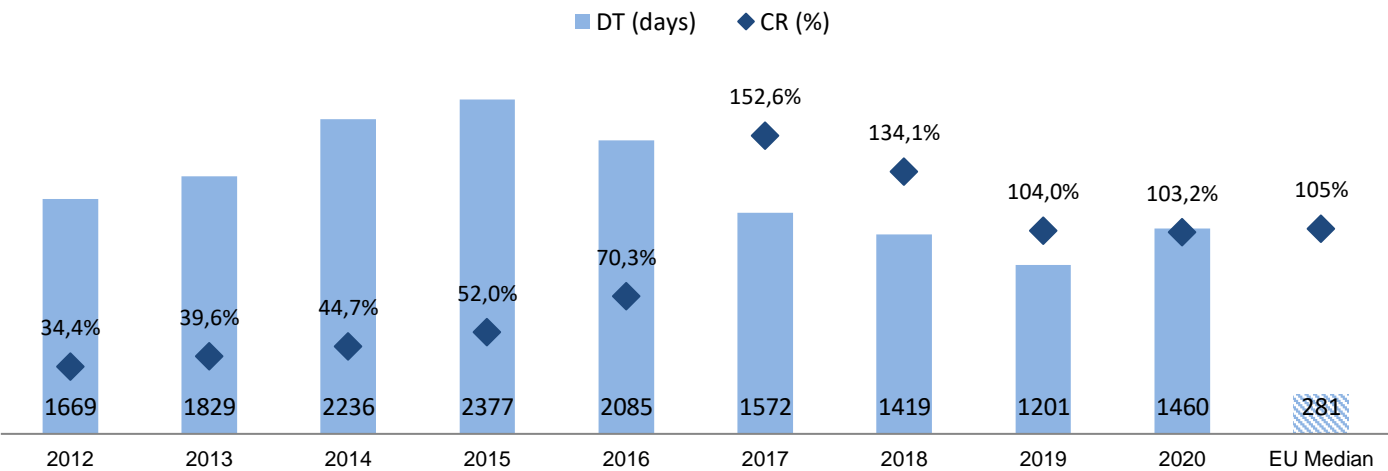
The number of administrative law cases older than 2 years is not available.

Insolvency cases

◦ Clearance Rate and Disposition Time

Insolvency cases	CR (%)	DT (days)
2012	34,4%	1669
2013	39,6%	1829
2014	44,7%	2236
2015	52,0%	2377
2016	70,3%	2085
2017	152,6%	1572
2018	134,1%	1419
2019	104,0%	1201
2020	103,2%	1460

Clearance Rate in % (CR) and Disposition Time in days (DT) for Insolvency cases



The Clearance Rate was calculated at 103,2% in 2020 for insolvency cases, Czech Republic seems to be able to deal with its insolvency cases.

Between 2019 and 2020, the Clearance Rate has decreased by -0,8 points.

In 2020, insolvency cases are solved in a approximately 1 460 days, which is well above EU median of 281 days.

The analysis of the 2019 - 2020 period reveals a 21,6% increase of the Disposition Time.

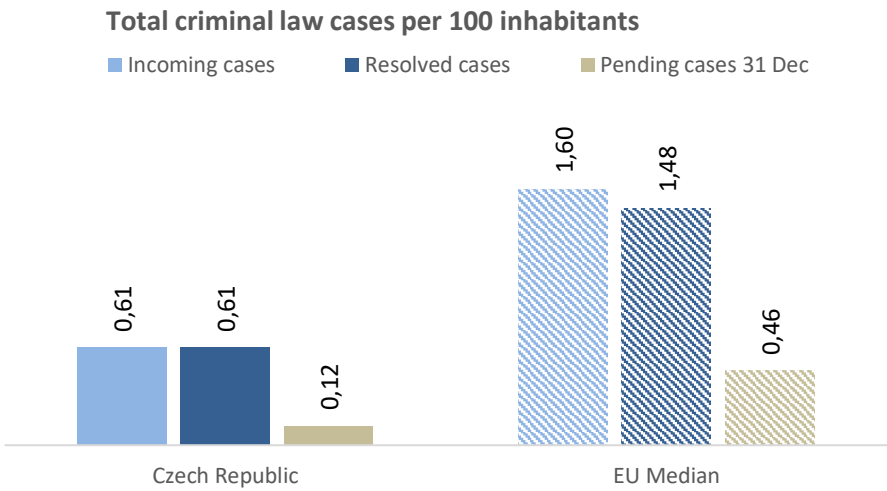
It should be mentionned that in the last years, there were many legislative changes in insolvency law. That results in relatively big changes in the number of cases.

• First instance Criminal Law Cases

◦ Incoming, resolved and pending cases

	Pending cases 1 Jan	Incoming cases	Resolved cases	Pending cases 31 Dec
Total	13 017	65 131	65 264	12 884
Severe criminal cases	NA	NA	NA	NA
Misdemeanour and/or minor cases	NA	NA	NA	NA
Other cases	NAP	NAP	NAP	NAP

Per 100 inhabitants	Pending cases 1 Jan	Incoming cases	Resolved cases	Pending cases 31 Dec
Total	0,12	0,61	0,61	0,12
Severe criminal cases	NA	NA	NA	NA
Misdemeanour and/or minor cases	NA	NA	NA	NA
Other cases	NAP	NAP	NAP	NAP



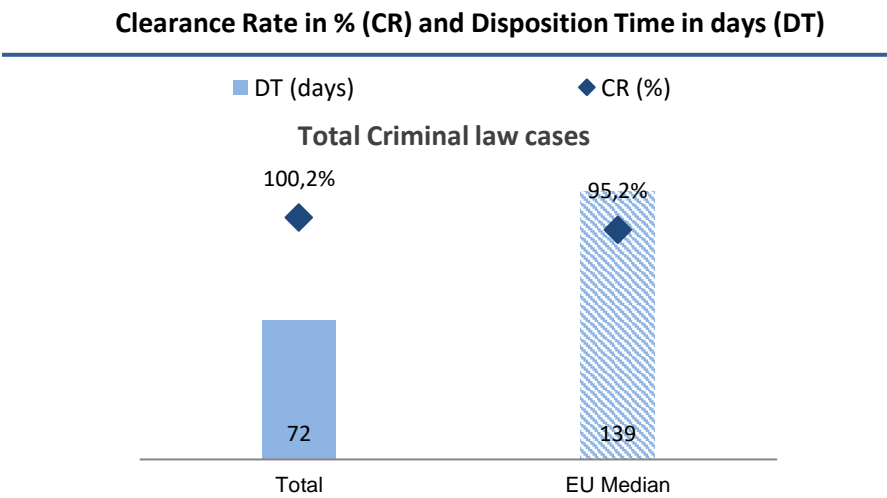
The number of total incoming criminal cases in 2020 in Czech Republic (0,61 per 100 inhabitants) is significantly below EU median (1,60 per 100 inhabitants).

The number of total resolved criminal cases in 2020 in Czech Republic (0,61 per 100 inhabitants) is significantly below EU median (1,48 per 100 inhabitants).

The number of total pending criminal cases at the end of 2020 in Czech Republic (0,12 per 100 inhabitants) is significantly below EU median (0,46 per 100 inhabitants).

◦ Clearance Rate and Disposition Time

Total criminal law cases	CR (%)	DT (days)
Total	100,2%	72
Severe criminal cases	NA	NA
Misdemeanour and/or minor cases	NA	NA
Other cases	NAP	NAP



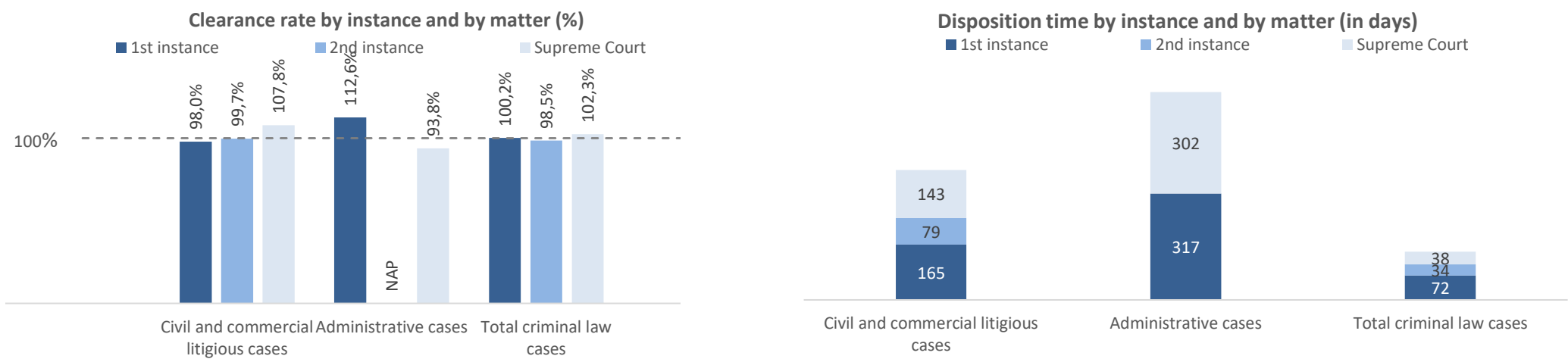
With the Clearance Rate calculated at 100,2% in 2020 for total criminal cases, Czech Republic seems to be able to deal with its total criminal cases.

In 2020, criminal law cases were solved in approximately 72 days, which is somewhat below EU median of 139 days.

It is not possible to distinguish between serious offences and minor offences. Therefore, only total number of cases is reported.

Overall efficiency by instance and by case matter

	CR (%)			DT (days)		
	1st instance	2nd instance	Supreme Court	1st instance	2nd instance	Supreme Court
Civil and commercial litigious cases	98,0%	99,7%	107,8%	165	79	143
Administrative cases	112,6%	NAP	93,8%	317	NAP	302
Total criminal law cases	100,2%	98,5%	102,3%	72	34	38



The Clearance rate is above the 100% threshold except for civil first and second instance cases, for which the threshold is almost reached as well as for Administrative Supreme Court cases. With regard to the latter, the Clearance rate is only 93,8%.

As to the Disposition Time indicator, courts prove to be efficient in civil and criminal matters in 2020. Namely, this indicator is below the EU medians at all instances (civil law: 1st instance: 221 days, 2nd instance: 177 days and 3rd instance: 224 days criminal law: 1st instance: 139 days, 2nd instance: 101 days, 3rd instance: 120 days). In administrative matters, the value for first instance courts is below the EU median of 388 days, which is not the case for the Supreme Administrative Court (EU median at 3rd instance: 281 days). In fact, the highest Administrative Court is overburdened and encounter difficulties to resolve its cases. Accordingly, the number of pending cases grow quite quickly. It is connected to grow in number of administrative first-instance cases and growing tendency to fill an appeal to Supreme Administrative Court.

As a matter of fact, at first instance level in the Czech Republic, the length of administrative proceedings is quite longer compared to the length of civil and criminal proceedings.

The cases that are processed the fastest in all instances apperar to be the criminal cases.



5. Public prosecution services in Czech Republic

• Role and powers of the public prosecutor

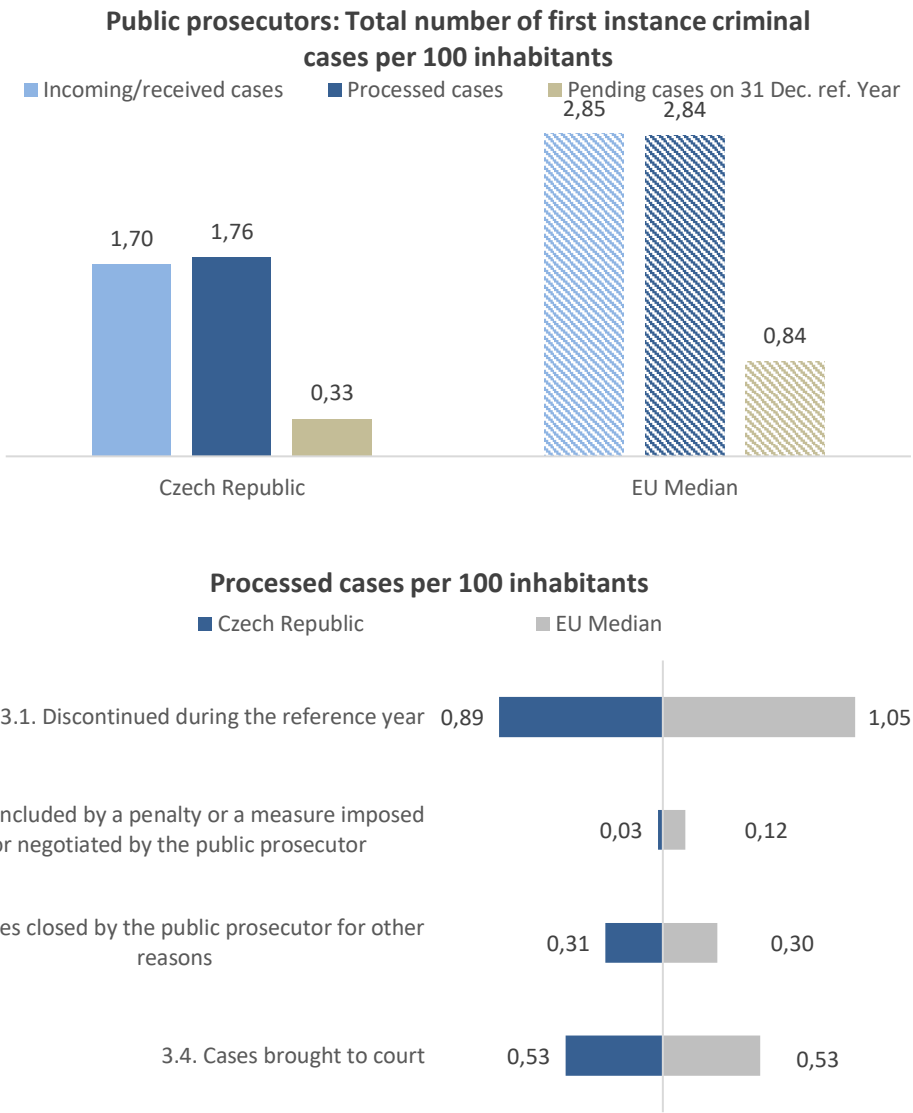
In the criminal procedure, the public prosecutor in Czech Republic has the following 9 out of 11 possible roles and powers:

To conduct or supervise police investigation	✓	To appeal	✓
To conduct investigations	✓	To supervise the enforcement procedure	✓
When necessary, to request investigation measures from the judge	✓	To discontinue a case without needing a decision by a judge	✓
To charge	✓	To end the case by imposing or negotiating a penalty or measure without requiring a judicial decision	✗
To present the case in the court	✓	Other significant powers	✗
To propose a sentence to the judge	✓		

The public prosecutor also has a role in civil, administrative and insolvency cases.

• Public prosecutors: Number of first instance criminal cases

Type of cases	Absolute number	Per 100 inhabitants
1. Pending cases on 1 Jan. ref. year	41 936	0,39
2. Incoming/received cases	181 924	1,70
3. Processed cases (3.1 + 3.2 + 3.3 + 3.4)	188 314	1,76
3.1. Discontinued during the reference year (3.1.1 + 3.1.2 + 3.1.3 + 3.1.4)	95 306	0,89
3.1.1 Discontinued by the public prosecutor because the offender could not be identified	NA	NA
3.1.2 Discontinued by the public prosecutor due to the lack of an established offence or a specific legal situation	NA	NA
3.1.3 Discontinued by the public prosecutor for reasons of opportunity	NA	NA
3.1.4 Discontinued for other reasons	NA	NA
3.2. Concluded by a penalty or a measure imposed or negotiated by the public prosecutor	2 793	0,03
3.3. Cases closed by the public prosecutor for other reasons	33 574	0,31
3.4. Cases brought to court	56 641	0,53
4. Pending cases on 31 Dec. ref. year	35 546	0,33



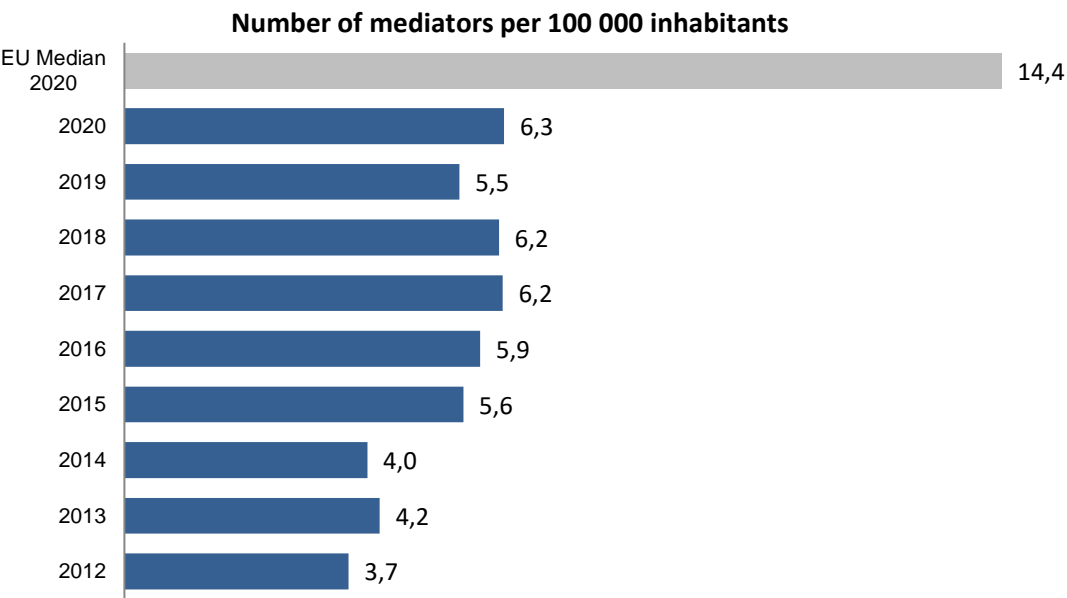
It is important mentioning that data comes from various sources.

In the Czech Republic, there are many reasons why the prosecution could be discontinued. It is difficult to say under which category they should be included (3.1.2 or 3.1.4). However, the reasons may include following: 1. If such prosecution concerns a person who is exempt from the competencies of the law enforcement authorities or a person for whom the law requires an official consent for their prosecution, if such consent was not awarded by an entitled authority, unless the exemption is temporary or unless the criminal prosecution of the person is inadmissible due to lack of consent only temporarily; 2. if it concerns a person who is below the age of criminal responsibility 3. if it is against a person whose mental illness that occurred after the criminal offence was committed makes it permanently impossible for them to understand the purpose of the criminal prosecution 4. and many others.

6. Existence and use of alternative dispute resolution in Czech Republic

Number of mediators

Mediators	Total	Per 100 000 inhabitants
2012	388	3,7
2013	442	4,2
2014	421	4,0
2015	589	5,6
2016	620	5,9
2017	660	6,2
2018	657	6,2
2019	589	5,5
2020	669	6,3



In 2020, there are 669 accredited or registered mediators who practise court related mediation which represents 6,3 accredited or registered mediators per 100 000 inhabitants. The variation between 2019 and 2020 is about 13,6%.

From the above mentioned number of mediators, there are 356 probate and mediation officials and 313 mediators in non criminal cases.

Number of court related mediations

Type of cases	Number of cases for which the parties agreed to start mediation	Number of finished court-related mediations	Number of cases in which there is a settlement agreement
All cases	NA	NA	NA
Civil and commercial	NA	NA	NA
Family cases	NA	NA	NA
Administrative	NA	NA	NA
Employment dismissal	NA	NA	NA
Criminal cases	471	471,00	451,00
Consumer cases	NA	NA	NA

## 7. ICT tools of courts in Czech Republic

### •The ICT tools of courts and for court users

The use of ICT in courts in 2020 has been evaluated as :

EU Median

<b>Total</b>	<b>6,3</b>	<b>6,6</b>
Assistance tools (0 to 3)	2,0	2,0
Case management system (0 to 7)	3,5	5,2
Financial management tools (0 to 3)	0,5	1,3
Measurement tools to assess the workload (0 to 5)	2,5	2,5
Electronic communication (0 to 10)	9,2	6,9

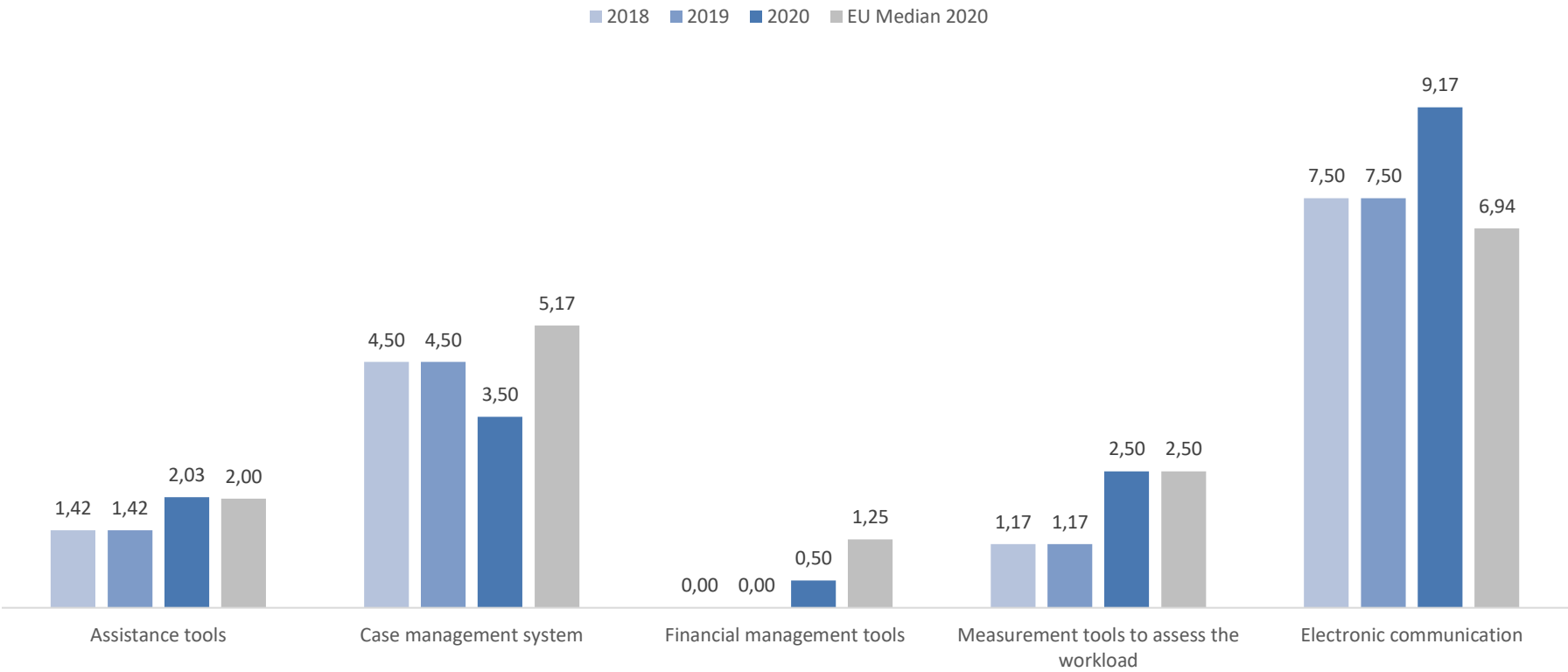
The calculation of this values for each field is based on the answers for that question/s and weighted according the availability or deployment rate. The total value is normalised to max 10 points for readability and comparison.

The details of the calculation are given in Annex 5 - IT calculations

The result by area may be summarized in these graphics, where each field has been evaluated from 0 to 4 points.

*Note: index is modified based on the available questions. This cycle the recalculation was made for the last three cycles to be able to follow the development.*

### ICT tools assessment from 2018 to 2020



#### Comments on on writing assistance tools

It should be noted that the templates are available for all courts but do not cover all matters.

#### Comments on financial management tools

The measurement tool is only available to assess the workload of judges and public prosecutors.

#### Comments on measurment tools on workload

The measurement tool is only available to assess the workload of judges and public prosecutors.

#### Comments on communication tools

In the Czech Republic, it is possible to introduce a case and to transmit summonsby electronic means, i. e. e-mail, data box, electronic filling room.

## 8. Systems for measuring and evaluating the performance of courts and public prosecution services in Czech Republic

In Czech Republic, quality standards are not determined for the judicial system at the national level.

### • Systems for measuring and evaluating courts' performance

A regular monitoring system of court activities is in place concerning:

Number of incoming cases	✓	Satisfaction of users (regarding the services delivered by the courts)	✗
Length of proceedings (timeframes)	✓	Costs of the judicial procedures	✗
Number of resolved cases	✓	Number of appeals	✓
Number of pending cases	✓	Appeal ratio	✓
Backlogs	✓	Clearance rate	✗
Productivity of judges and court staff	✗	Disposition time	✗
Satisfaction of court staff	✗	Other	✗

In Czech Republic, there is a system to regularly evaluate the court performance based primarily on defined indicators and the frequency of the reporting is annual.

Performance and quality indicators are defined for the activity of each court.

The following indicators are used:

Number of incoming cases	✓	Satisfaction of users (regarding the services delivered by the courts)	✗
Length of proceedings (timeframes)	✓	Costs of the judicial procedures	✗
Number of resolved cases	✓	Number of appeals	✓
Number of pending cases	✓	Appeal ratio	✓
Backlogs	✓	Clearance rate	✗
Productivity of judges and court staff	✗	Disposition time	✗
Satisfaction of court staff	✗	Other	✗

The evaluation of the courts' activities is used for the later allocation of means in the courts.

### • Systems for measuring and evaluating public prosecution services' performance

A regular monitoring system of public prosecution services activities is in place concerning:

Number of incoming cases	✓	Satisfaction of users (regarding the services delivered by the public prosecution)	✗
Length of proceedings (timeframes)	✓	Costs of the judicial procedures	✗
Number of resolved cases	✓	Clearance rate	✗
Number of pending cases	✓	Disposition time	✗
Backlogs	✓	Percentage of convictions and acquittals	✗
Productivity of prosecutors and prosecution staff	✗	Other	✗
Satisfaction of prosecution staff	✗		

In Czech Republic, there is a system to evaluate regularly the activity of each public prosecution service and the frequency of the reporting is annual.

Performance and quality indicators are defined for the activity of each public prosecution service.

The following indicators are used:

Number of incoming cases	✓	Satisfaction of users (regarding the services delivered by the public prosecutors)	✗
Length of proceedings (timeframes)	✓	Costs of the judicial procedures	✗
Number of resolved cases	✓	Clearance rate	✗
Number of pending cases	✓	Disposition time	✗
Backlogs	✓	Percentage of convictions and acquittals	✗
Productivity of prosecutors and prosecution staff	✗	Other	✗
Satisfaction of prosecution staff	✗		

The evaluation of the public prosecution services' activities is used for the later allocation of means in the public prosecution services.

Czech Republic (2012-2020) data tables

Question	2012	2013	2014	2015	2016	2017	2018	2019	2020	Variations for quantitative questions									
										2012-2020	2012-2013	2013-2014	2014-2015	2015-2016	2016-2017	2017-2018	2018-2019	2019-2020	
Table General Data: Economic and demographic data, in absolute values (Q1, Q3, Q5)																			
Q1 Number of inhabitants	10 509 286	10 510 719	10 524 783	10 553 843	10 578 820	10 589 526	10 649 800	10 669 324	10 701 777	1,8%	0,0%	0,1%	0,3%	0,2%	0,1%	0,6%	0,2%	0,3%	
Q.3 GDP Per capita (in €) in current prices	14 557	13 473	14 602	15 985	16 700	18 095	19 489	20 830	20 278	39,3%	-7,4%	8,4%	9,5%	4,5%	8,4%	7,7%	6,9%	-2,7%	
Q5. Exchange rate of Nat currency to € on 1 Jan	25	27	28	27	27	26	26	25	26	4,4%	9,1%	1,1%	-2,5%	0,0%	-5,5%	0,7%	-1,2%	3,3%	
Indicator 1: Systems for measuring and evaluating the performance of courts and prosecution services (Indicator 4 in 2019)																			
Table 1.1 to Table 1.10 (Q66, Q67, Q77, Q78, Q77-1, Q78-1, Q73, Q73-0, Q73-1, Q73-2, Q73-3, Q73-4, Q73-5, Q73-6, Q70, Q70-1, Q71, Q72, Q83-2, Q83-3, Q120 and Q120-1)																			
66 Qlty standards formulated_jud system	No	No	No	No	False	False	False	False	False										
67 Specialised court staff entrusted_qlty standards	No	No	No	No	False	False	False	False	False										
77 Performance and quality indicators of court activities	Yes	Yes	Yes	Yes	True	True	True	True	True										
078.1.1 Number of incoming cases							True	True	True										
078.1.2 Length of proceedings (timeframes)							True	True	True										
078.1.3 Number of resolved cases							True	True	True										
078.1.4 Number of pending cases							True	True	True										
078.1.5 Backlogs							True	True	True										
078.1.6 Productivity of judges and court staff							False	False	False										
078.1.7 Satisfaction of court staff							False	False	False										
078.1.8 Satisfaction of users (regarding the services delivered by the courts)							False	False	False										
078.1.9 Costs of the judicial procedures							False	False	False										
078.1.10 Number of appeals							True	True	True										
078.1.11 Appeal ratio							True	True	True										
078.1.12 Clearance rate							False	False	False										
078.1.13 Disposition time							False	False	False										
078.1.14 Other							False	False	False										
077-1.1.1 Defined performance and quality indicators									True										

Czech Republic (2012-2020) data tables

Question	2012	2013	2014	2015	2016	2017	2018	2019	2020	Variations for quantitative questions								
										2012-2020	2012-2013	2013-2014	2014-2015	2015-2016	2016-2017	2017-2018	2018-2019	2019-2020
078-1.1.1 Number of incoming cases									True									
078-1.1.2 Length of proceedings (timeframes)									True									
078-1.1.3 Number of resolved cases									True									
078-1.1.4 Number of pending cases									True									
078-1.1.5 Backlogs									True									
078-1.1.6 Productivity of prosecutors and prosecution staff									False									
078-1.1.7 Satisfaction of prosecution staff									False									
078-1.1.8 Satisfaction of users (regarding the services delivered by the public prosecution)									False									
078-1.1.9 Costs of the judicial procedures									False									
078-1.1.10 Clearance rate									False									
078-1.1.11 Disposition time									False									
078-1.1.12 Percentage of convictions and acquittals									False									
078-1.1.13 Other									False									
73 Regular system_evaluation_performance_each court	Yes	Yes	Yes	Yes	True	True	True	True	True									
073-0.1.1 Annual					True	True	True	True	True									
073-0.1.2 Less frequent					False	False	False	False	False									
073-0.1.3 More frequent					False	False	False	False	False									
073-1.1.1 Evaluation used for the allocation of resources within the court			No	Yes	True	True	True	True	True									
073-2.1.1 Courses of action taken in the evaluation is used for the allocation of resources							True	True	True									
073-2.1.2 Reallocating resources (human/financial resources based on performance)							True	True	True									
073-2.1.3 Reengineering of internal procedures to increase efficiency							False	False	False									
073-2.1.4 Other							False	False	False									
073-3.1.1 Regular evaluation of the public prosecution services performance									True									



Czech Republic (2012-2020) data tables

Question	2012	2013	2014	2015	2016	2017	2018	2019	2020	Variations for quantitative questions								
										2012-2020	2012-2013	2013-2014	2014-2015	2015-2016	2016-2017	2017-2018	2018-2019	2019-2020
073-4.1.1 Annual									True									
073-4.1.2 Less frequent									False									
073-4.1.3 More frequent									False									
073-5.1.1 Evaluation used for the allocation of resources within the public prosecution services									True									
073-6.1.1 Identifying the causes of improved or deteriorated performance									True									
073-6.1.2 Reallocating resources (human/financial resources based on performance)									True									
073-6.1.3 Reengineering of internal procedures to increase efficiency									False									
073-6.1.4 Other									False									
070.1.1 number of incoming cases	Yes	Yes	Yes	Yes	True	True	True	True	True									
070.1.2 length of proceedings (timeframes)	Yes	Yes	Yes	Yes	True	True	True	True	True									
070.1.3 number of resolved cases	Yes	Yes	Yes	Yes	True	True	True	True	True									
070.1.4 number of pending cases							True	True	True									
070.1.5 backlogs							True	True	True									
070.1.6 productivity of judges and court staff							False	False	False									
070.1.7 satisfaction of court staff							False	False	False									
070.1.8 satisfaction of users (regarding the services delivered by the courts)							False	False	False									
070.1.9 costs of the judicial procedures							False	False	False									
070.1.10 number of appeals							True	True	True									
070.1.11 appeal ratio							True	True	True									
070.1.12 clearance rate							False	False	False									

Czech Republic (2012-2020) data tables

Question	2012	2013	2014	2015	2016	2017	2018	2019	2020	Variations for quantitative questions								
										2012-2020	2012-2013	2013-2014	2014-2015	2015-2016	2016-2017	2017-2018	2018-2019	2019-2020
070-1.1.1 Number of incoming cases									True									
070-1.1.2 Length of proceedings (timeframes)									True									
070-1.1.3 Number of resolved cases									True									
070-1.1.4 Number of pending cases									True									
070-1.1.5 Backlogs									True									
070-1.1.6 Productivity of prosecutors and prosecution staff									False									
070-1.1.7 Satisfaction of prosecution staff									False									
070-1.1.8 Satisfaction of users (regarding the services delivered by the public prosecution)									False									
070-1.1.9 Costs of the judicial procedures									False									
070-1.1.10 Clearance rate									False									
070-1.1.11 Disposition time									False									
070-1.1.12 Percentage of convictions and acquittals									False									
070-1.1.13 Other									False									
071.1.1 Monitoring backlogs in Civil law cases									True									
071.1.2 Monitoring backlogs in Criminal law cases									True									
071.1.3 Monitoring backlogs in Administrative law cases									True									
072.1.1 Monitoring timeframes Within the courts									False									
072.1.2 Monitoring timeframes Within the public prosecution services									False									
083-2.1.1 Quantitative performance tagets defined for each prosecutors									False									
083-3.1.1 Body responsible - Executive power (for example the Ministry of Justice)									NAP									
083-3.1.2 Body responsible - Prosecutor General /State public prosecutor									NAP									
083-3.1.3 Body responsible - Public Prosecutorial Council									NAP									
083-3.1.4 Body responsible - Head of the organisational unit or hierarchically superior public prosecutor									NAP									
083-3.1.5 Body responsible - Other									NAP									

Czech Republic (2012-2020) data tables

Question	2012	2013	2014	2015	2016	2017	2018	2019	2020	Variations for quantitative questions								
										2012-2020	2012-2013	2013-2014	2014-2015	2015-2016	2016-2017	2017-2018	2018-2019	2019-2020
120.1.1 Qualitative individual assessment of the public prosecutors' work									True									
120-1.1.1 Feequency - Annual									False									
120-1.1.2 Feequency - Less frequent									True									
120-1.1.3 Feequency - More frequent									False									
Indicator 2: The judicial organisation																		
Tables 2.1a; 2.1b; 2.2a; 2.2b; 2.3a; 2.3b; 2.4 and 2.5(EC) (Q42, Q43 and Q44)																		
Q42.1.1Total number of all courts - legal entities	-	-	-	-	-	-	-	-	98	-	-	-	-	-	-	-	-	-
Q42.1.2 Total number of courts of general jurisdiction - legal entities	-	-	-	-	-	-	-	-	97	-	-	-	-	-	-	-	-	-
Q42.1.3 First instance courts of general jurisdiction - legal entities	86	86	86	86	86	86	86	86	86	0,0%	0,0%	0,0%	0,0%	0,0%	0,0%	0,0%	0,0%	0,0%
Q42.1.4 Second instance courts of general jurisdiction - legal entities	-	-	-	-	-	-	-	-	10	-	-	-	-	-	-	-	-	-
Q42.1.5 Highest instance courts of general jurisdiction - legal entities	-	-	-	-	-	-	-	-	1	-	-	-	-	-	-	-	-	-
Q42.1.6 Total number of specialised courts - legal entities	-	-	-	-	-	-	-	-	1	-	-	-	-	-	-	-	-	-
43.1.1 Total number of specialised courts of first instance	NAP	NAP	NAP	NAP	NAP	NAP	NAP	NAP	NAP	-	-	-	-	-	-	-	-	-
43.1.2 Commercial courts (excluded insolvency courts)	NAP	NAP	NAP	NAP	NAP	NAP	NAP	NAP	NAP	-	-	-	-	-	-	-	-	-
43.1.3 Insolvency courts	NAP	NAP	NAP	NAP	NAP	NAP	NAP	NAP	NAP	-	-	-	-	-	-	-	-	-
43.1.4 Labour courts	NAP	NAP	NAP	NAP	NAP	NAP	NAP	NAP	NAP	-	-	-	-	-	-	-	-	-
43.1.5 Family courts	NAP	NAP	NAP	NAP	NAP	NAP	NAP	NAP	NAP	-	-	-	-	-	-	-	-	-
43.1.6 Rent and tenancies courts	NAP	NAP	NAP	NAP	NAP	NAP	NAP	NAP	NAP	-	-	-	-	-	-	-	-	-
43.1.7 Enforcement of criminal sanctions courts	NAP	NAP	NAP	NAP	NAP	NAP	NAP	NAP	NAP	-	-	-	-	-	-	-	-	-
43.1.8 Fight against terrorism, organised crime and corruption	NAP	NAP	NAP	NAP	NAP	NAP	NAP	NAP	NAP	-	-	-	-	-	-	-	-	-
43.1.9 Internet related disputes	NAP	NAP	NAP	NAP	NAP	NAP	NAP	NAP	NAP	-	-	-	-	-	-	-	-	-
43.1.10 Administrative courts	NAP	NAP	NAP	NAP	NAP	NAP	NAP	NAP	NAP	-	-	-	-	-	-	-	-	-
43.1.11 Insurance and / or social welfare courts	NAP	NAP	NAP	NAP	NAP	NAP	NAP	NAP	NAP	-	-	-	-	-	-	-	-	-
43.1.12 Military courts	NAP	NAP	NAP	NAP	NAP	NAP	NAP	NAP	NAP	-	-	-	-	-	-	-	-	-
43.1.13 Juvenile courts	-	-	-	-	-	-	-	-	NAP	-	-	-	-	-	-	-	-	-

Czech Republic (2012-2020) data tables

Question	2012	2013	2014	2015	2016	2017	2018	2019	2020	Variations for quantitative questions								
										2012-2020	2012-2013	2013-2014	2014-2015	2015-2016	2016-2017	2017-2018	2018-2019	2019-2020
43.1.14 Other specialised courts	NAP	NAP	NAP	NAP	NAP	NAP	NAP	NAP	NAP	-	-	-	-	-	-	-	-	-
43.2.1 Total number of specialised courts of higher instances	-	-	-	-	-	-	-	-	1	-	-	-	-	-	-	-	-	-
43.2.2 Commercial courts (excluded insolvency courts)	-	-	-	-	-	-	-	-	NAP	-	-	-	-	-	-	-	-	-
43.2.3 Insolvency courts	-	-	-	-	-	-	-	-	NAP	-	-	-	-	-	-	-	-	-
43.2.4 Labour courts	-	-	-	-	-	-	-	-	NAP	-	-	-	-	-	-	-	-	-
43.2.5 Family courts	-	-	-	-	-	-	-	-	NAP	-	-	-	-	-	-	-	-	-
43.2.6 Rent and tenancies courts	-	-	-	-	-	-	-	-	NAP	-	-	-	-	-	-	-	-	-
43.2.7 Enforcement of criminal sanctions courts	-	-	-	-	-	-	-	-	NAP	-	-	-	-	-	-	-	-	-
43.2.8 Fight against terrorism, organised crime and corruption	-	-	-	-	-	-	-	-	NAP	-	-	-	-	-	-	-	-	-
43.2.9 Internet related disputes	-	-	-	-	-	-	-	-	NAP	-	-	-	-	-	-	-	-	-
43.2.10 Administrative courts	-	-	-	-	-	-	-	-	1	-	-	-	-	-	-	-	-	-
43.2.11 Insurance and / or social welfare courts	-	-	-	-	-	-	-	-	NAP	-	-	-	-	-	-	-	-	-
43.2.12 Military courts	-	-	-	-	-	-	-	-	NAP	-	-	-	-	-	-	-	-	-
43.2.13 Juvenile courts	-	-	-	-	-	-	-	-	NAP	-	-	-	-	-	-	-	-	-
43.2.14 Other specialised courts	-	-	-	-	-	-	-	-	NAP	-	-	-	-	-	-	-	-	-
44.1.1 First instance courts geographic locations	-	-	-	-	-	-	-	-	89	-	-	-	-	-	-	-	-	-
44.1.2 All courts geographic locations	98	98	98	98	98	98	98	98	107	9,2%	0,0%	0,0%	0,0%	0,0%	0,0%	0,0%	0,0%	9,2%

# Czech Republic (2012-2020) data tables

Question	2012	2013	2014	2015	2016	2017	2018	2019	2020	Variations for quantitative questions									
										2012-2020	2012-2013	2013-2014	2014-2015	2015-2016	2016-2017	2017-2018	2018-2019	2019-2020	
Indicator 3: The performance of courts at all stages of the proceedings																			
Tables 3.1.1.1 to 3.1.1.4 (all years) Number of other than criminal cases (Q91)																			
Table 3.3.1 to 3.3.3 Variation of first instance other than criminal cases per 100 inhabitants (Q1, Q91)																			
Table 3.13.7 (EC) to 3.13.12 (EC) First instance other than criminal cases (Q91)																			
91.1.1 1st inst courts_Pending cases on 1 Jan. Total of other than criminal law cases (1+2+3+4)	522 186	296 269	375 783	546 992	517 801	465 609	446 370	425 103	409 216	-21,6%	-43,3%	26,8%	45,6%	-5,3%	-10,1%	-4,1%	-4,8%	-3,7%	
91.1.2 1st inst courts_Pending cases on 1 Jan. Civil (and commercial) litigious cases	166 919	171 113	248 246	215 113	186 136	163 222	148 655	143 208	129 181	-22,6%	2,5%	45,1%	-13,3%	-13,5%	-12,3%	-8,9%	-3,7%	-9,8%	
91.1.3 1st inst courts_Pending cases on 1 Jan. Non litigious cases (2.1+2.2+2.3)	-	-	42 997	221 076	205 370	164 996	162 410	153 253	152 957	-	-	-	414,2%	-7,1%	-19,7%	-1,6%	-5,6%	-0,2%	
91.1.4 1st inst courts_Pending cases on 1 Jan. General civil (and commercial) non-litigious cases	43 819	97 177	32 194	210 783	191 171	159 112	153 009	146 828	147 291	236,1%	121,8%	-66,9%	554,7%	-9,3%	-16,8%	-3,8%	-4,0%	0,3%	
91.1.5 1st inst courts_Pending cases on 1 Jan. Registry cases (2.2.1+2.2.2+2.2.3)	-	-	7 923	8 995	12 622	3 871	7 459	5 017	5 009	-	-	-	13,5%	40,3%	-69,3%	92,7%	-32,7%	-0,2%	
91.1.6 1st inst courts_Pending cases on 1 Jan. Non litigious land registry cases	NAP	NAP	NAP	NAP	NAP	NAP	NAP	NAP	NAP	-	-	-	-	-	-	-	-	-	
91.1.7 1st inst courts_Pending cases on 1 Jan. Non-litigious business registry cases	NAP	NAP	7 923	8 995	12 622	3 871	7 459	5 017	5 009	-	-	-	13,5%	40,3%	-69,3%	92,7%	-32,7%	-0,2%	
91.1.8 1st inst courts_Pending cases on 1 Jan. Other registry cases	-	-	NAP	NAP	NAP	NAP	NAP	NAP	NAP	-	-	-	-	-	-	-	-	-	
91.1.9 1st inst courts_Pending cases on 1 Jan. Other non-litigious cases	-	-	2 880	1 298	1 577	2 013	1 942	1 408	657	-	-	-	-54,9%	21,5%	27,6%	-3,5%	-27,5%	-53,3%	
91.1.10 1st inst courts_Pending cases on 1 Jan. Administrative law cases	NAP	NAP	8 543	9 374	8 296	10 377	10 377	11 799	11 044	-	-	-	9,7%	-11,5%	25,1%	0,0%	13,7%	-6,4%	
91.1.11 1st inst courts_Pending cases on 1 Jan. Other cases (e.g. insolvency registry cases)	311 448	27 979	75 997	101 429	117 999	127 014	124 928	116 843	116 034	-62,7%	-91,0%	171,6%	33,5%	16,3%	7,6%	-1,6%	-6,5%	-0,7%	
91.2.1 1st inst courts_Incoming cases_Total of other than criminal law cases (1+2+3+4)	1 046 760	1 734 290	958 450	1 136 003	1 039 521	1 007 787	936 757	959 983	930 125	-11,1%	65,7%	-44,7%	18,5%	-8,5%	-3,1%	-7,0%	2,5%	-3,1%	
91.2.2 1st inst courts_Incoming cases_Civil (and commercial) litigious cases	363 080	469 054	480 999	398 243	332 407	361 160	346 240	355 323	305 443	-15,9%	29,2%	2,5%	-17,2%	-16,5%	8,6%	-4,1%	2,6%	-14,0%	
91.2.3 1st inst courts_Incoming cases_Non litigious cases (2.1+2.2+2.3)	-	-	433 561	690 653	660 677	613 082	553 409	560 321	583 503	-	-	-	59,3%	-4,3%	-7,2%	-9,7%	1,2%	4,1%	
91.2.4 1st inst courts_Incoming cases_General civil (and commercial) non-litigious cases	290 715	894 145	150 192	508 617	490 606	478 629	440 015	438 605	471 957	62,3%	207,6%	-83,2%	238,6%	-3,5%	-2,4%	-8,1%	-0,3%	7,6%	
91.2.5 1st inst courts_Incoming cases_Registry cases (2.2.1+2.2.2+2.2.3)	-	-	238 876	179 997	167 963	132 610	111 788	119 871	109 904	-	-	-	-24,6%	-6,7%	-21,0%	-15,7%	7,2%	-8,3%	
91.2.6 1st inst courts_Incoming cases_Non litigious land registry cases	NAP	NAP	NAP	NAP	NAP	NAP	NAP	NAP	NAP	-	-	-	-	-	-	-	-	-	
91.2.7 1st inst courts_Incoming cases_Non-litigious business registry cases	NAP	NAP	238 876	179 997	167 963	132 610	111 788	119 871	109 904	-	-	-	-24,6%	-6,7%	-21,0%	-15,7%	7,2%	-8,3%	
91.2.8 1st inst courts_Incoming cases_Other registry cases	-	-	NAP	NAP	NAP	NAP	NAP	NAP	NAP	-	-	-	-	-	-	-	-	-	
91.2.9 1st inst courts_Incoming cases_Other non-litigious cases	-	-	44 493	2 039	2 108	1 843	1 606	1 845	1 642	-	-	-	-95,4%	3,4%	-12,6%	-12,9%	14,9%	-11,0%	
91.2.10 1st inst courts_Incoming cases_Administrative law cases	NAP	NAP	9 055	9 143	11 416	11 031	11 865	10 576	10 015	-	-	-	1,0%	24,9%	-3,4%	7,6%	-10,9%	-5,3%	
91.2.11 1st inst courts_Incoming cases_Other cases (e.g. insolvency registry cases)	392 965	371 091	34 835	37 964	35 021	22 514	25 243	33 763	31 164	-92,1%	-5,6%	-90,6%	9,0%	-7,8%	-35,7%	12,1%	33,8%	-7,7%	

## Czech Republic (2012-2020) data tables

Question	2012	2013	2014	2015	2016	2017	2018	2019	2020	Variations for quantitative questions								
										2012-2020	2012-2013	2013-2014	2014-2015	2015-2016	2016-2017	2017-2018	2018-2019	2019-2020
91.3.1 1st inst courts_Resolved cases_Total of other than criminal law cases (1+2+3+4)	1 190 182	1 679 459	932 818	1 161 795	1 093 080	1 018 171	958 742	967 488	913 104	-23,3%	41,1%	-44,5%	24,5%	-5,9%	-6,9%	-5,8%	0,9%	-5,6%
91.3.2 1st inst courts_Resolved cases_Civil (and commercial) litigious cases	358 886	423 105	503 666	427 241	365 678	366 389	351 743	360 375	299 306	-16,6%	17,9%	19,0%	-15,2%	-14,4%	0,2%	-4,0%	2,5%	-16,9%
91.3.3 1st inst courts_Resolved cases_Non litigious cases (2.1+2.2+2.3)	-	-	405 363	704 714	692 231	610 340	562 658	560 670	570 574	-	-	-	73,8%	-1,8%	-11,8%	-7,8%	-0,4%	1,8%
91.3.4 1st inst courts_Resolved cases_General civil (and commercial) non-litigious cases	298 084	915 562	126 708	527 754	517 490	479 403	446 312	438 211	457 632	53,5%	207,1%	-86,2%	316,5%	-1,9%	-7,4%	-6,9%	-1,8%	4,4%
91.3.5 1st inst courts_Resolved cases_Registry cases (2.2.1+2.2.2+2.2.3)	-	-	234 227	175 198	173 069	129 022	114 206	119 862	111 067	-	-	-	-25,2%	-1,2%	-25,5%	-11,5%	5,0%	-7,3%
91.3.6 1st inst courts_Resolved cases_Non litigious land registry cases	NAP	NAP	NAP	NAP	NAP	NAP	NAP	NAP	NAP	-	-	-	-	-	-	-	-	-
91.3.7 1st inst courts_Resolved cases_Non-litigious business registry cases	NAP	NAP	234 227	175 198	173 069	129 022	114 206	119 862	111 067	-	-	-	-25,2%	-1,2%	-25,5%	-11,5%	5,0%	-7,3%
91.3.8 1st inst courts_Resolved cases_Other registry cases	-	-	NAP	NAP	NAP	NAP	NAP	NAP	NAP	-	-	-	-	-	-	-	-	-
91.3.9 1st inst courts_Resolved cases_Other non-litigious cases	-	-	44 428	1 762	1 672	1 915	2 140	2 597	1 875	-	-	-	-96,0%	-5,1%	14,5%	11,7%	21,4%	-27,8%
91.3.10 1st inst courts_Resolved cases_Administrative law cases	NAP	NAP	8 233	8 425	9 157	10 113	10 445	11 333	11 275	-	-	-	2,3%	8,7%	10,4%	3,3%	8,5%	-0,5%
91.3.11 1st inst courts_Resolved cases_Other cases (e.g. insolvency registry cases)	533 212	340 792	15 556	21 415	26 014	31 329	33 896	35 110	31 949	-94,0%	-36,1%	-95,4%	37,7%	21,5%	20,4%	8,2%	3,6%	-9,0%
91.4.1 1st inst courts_Pending cases on 31 Dec. Total of other than criminal law cases (1+2+3+4)	378 764	351 100	401 415	521 200	464 242	455 225	424 385	417 598	426 237	12,5%	-7,3%	14,3%	29,8%	-10,9%	-1,9%	-6,8%	-1,6%	2,1%
91.4.2 1st inst courts_Pending cases on 31 Dec. Civil (and commercial) litigious cases	171 113	217 062	225 579	186 115	152 865	157 993	143 152	138 156	135 318	-20,9%	26,9%	3,9%	-17,5%	-17,9%	3,4%	-9,4%	-3,5%	-2,1%
91.4.3 1st inst courts_Pending cases on 31 Dec. Non litigious cases (2.1+2.2+2.3)	-	-	71 195	207 015	173 816	167 738	153 161	152 904	165 886	-	-	-	190,8%	-16,0%	-3,5%	-8,7%	-0,2%	8,5%
91.4.4 1st inst courts_Pending cases on 31 Dec. General civil (and commercial) non-litigious cases	36 450	75 760	55 678	191 646	164 287	158 338	146 712	147 222	161 616	343,4%	107,8%	-26,5%	244,2%	-14,3%	-3,6%	-7,3%	0,3%	9,8%
91.4.5 1st inst courts_Pending cases on 31 Dec. Registry cases (2.2.1+2.2.2+2.2.3)	-	-	12 572	13 794	7 516	7 459	5 041	5 026	3 846	-	-	-	9,7%	-45,5%	-0,8%	-32,4%	-0,3%	-23,5%
91.4.6 1st inst courts_Pending cases on 31 Dec. Non litigious land registry cases	NAP	NAP	NAP	NAP	NAP	NAP	NAP	NAP	NAP	-	-	-	-	-	-	-	-	-
91.4.7 1st inst courts_Pending cases on 31 Dec. Non-litigious business registry cases	NAP	NAP	12 572	13 794	7 516	7 459	5 041	5 026	3 846	-	-	-	9,7%	-45,5%	-0,8%	-32,4%	-0,3%	-23,5%
91.4.8 1st inst courts_Pending cases on 31 Dec. Other registry cases	-	-	NAP	NAP	NAP	NAP	NAP	NAP	NAP	-	-	-	-	-	-	-	-	-
91.4.9 1st inst courts_Pending cases on 31 Dec. Other non-litigious cases	-	-	2 945	1 575	2 013	1 941	1 408	656	424	-	-	-	-46,5%	27,8%	-3,6%	-27,5%	-53,4%	-35,4%
91.4.10 1st inst courts_Pending cases on 31 Dec. Administrative law cases	NAP	NAP	9 365	10 092	10 555	11 295	11 797	11 042	9 784	-	-	-	7,8%	4,6%	7,0%	4,4%	-6,4%	-11,4%
91.4.11 1st inst courts_Pending cases on 31 Dec. Other cases (e.g. insolvency registry cases)	171 201	58 278	95 276	117 978	127 006	118 199	116 275	115 496	115 249	-32,7%	-66,0%	63,5%	23,8%	7,7%	-6,9%	-1,6%	-0,7%	-0,2%



# Czech Republic (2012-2020) data tables

Question	2012	2013	2014	2015	2016	2017	2018	2019	2020	Variations for quantitative questions									
										2012-2020	2012-2013	2013-2014	2014-2015	2015-2016	2016-2017	2017-2018	2018-2019	2019-2020	
Table 3.2.1.1 to 3.2.1.2 (all years) First instance courts: Clearance rate and disposition time for other than criminal cases (Q91)																			
Table 3.3.4 to 3.3.7 Variation of Clearence Rate and Disposition Time of first instance other than criminal cases (Q91)																			
Table 3.13.1 (EC) to 3.13.6 (EC) First instance courts: Disposition time and clearance rate for other than criminal cases (Q91)																			
CR Total of other than criminal law cases	113,7%	96,8%	97,3%	102,3%	105,2%	101,0%	102,3%	100,8%	98,2%	- 13,66	- 14,83	0,50	5,08	2,82	- 3,92	1,30	- 1,53	- 2,59	
CR Civil (and commercial) litigious cases	98,8%	90,2%	104,7%	107,3%	110,0%	101,4%	101,6%	101,4%	98,0%	- 0,86	- 8,74	16,08	2,45	2,54	- 7,78	0,14	- 0,16	- 3,38	
CR Non litigious cases (2.1+2.2+2.3)	-	-	93,5%	102,0%	104,8%	99,6%	101,7%	100,1%	97,8%	-	-	-	9,13	2,69	- 4,99	2,13	- 1,58	- 2,28	
CR General civil (and commercial) non-litigious cases	102,5%	102,4%	84,4%	103,8%	105,5%	100,2%	101,4%	99,9%	97,0%	- 5,43	- 0,14	- 17,61	22,99	1,65	- 5,04	1,27	- 1,50	- 2,95	
CR Registry cases (2.2.1+2.2.2+2.2.3)	-	-	98,1%	97,3%	103,0%	97,3%	102,2%	100,0%	101,1%	-	-	-	- 0,73	5,86	- 5,58	5,00	- 2,12	1,07	
CR Non litigious land registry cases	NAP	NAP	NAP	NAP	NAP	NAP	NAP	NAP	NAP	-	-	-	-	-	-	-	-	-	
CR Non-litigious business registry cases	NAP	NAP	98,1%	97,3%	103,0%	97,3%	102,2%	100,0%	101,1%	-	-	-	- 0,73	5,86	- 5,58	5,00	- 2,12	1,07	
CR Other registry cases	-	-	NAP	NAP	NAP	NAP	NAP	NAP	NAP	-	-	-	-	-	-	-	-	-	
CR Other non-litigious cases	-	-	99,9%	86,4%	79,3%	103,9%	133,3%	140,8%	114,2%	-	-	-	- 13,46	- 8,21	31,00	28,24	5,63	- 18,88	
CR Administrative law cases	NAP	NAP	90,9%	92,1%	80,2%	91,7%	88,0%	107,2%	112,6%	-	-	-	1,35	- 12,95	14,29	- 3,98	21,73	5,06	
CR Other cases (e.g. insolvency registry cases)	135,7%	91,8%	44,7%	56,4%	74,3%	139,2%	134,3%	104,0%	102,5%	- 24,45	- 32,32	- 51,37	26,32	31,68	87,33	- 3,50	- 22,56	- 1,41	
DT Total of other than criminal law cases	116	76	157	164	155	163	162	158	170	46,7%	-34,3%	105,8%	4,3%	-5,3%	5,3%	-1,0%	-2,5%	8,1%	
DT Civil (and commercial) litigious cases	174	187	163	159	153	157	149	140	165	-5,2%	7,6%	-12,7%	-2,7%	-4,0%	3,2%	-5,6%	-5,8%	17,9%	
DT Non litigious cases (2.1+2.2+2.3)	-	-	64	107	92	100	99	100	106	-	-	-	67,3%	-14,5%	9,5%	-1,0%	0,2%	6,6%	
DT General civil (and commercial) non-litigious cases	45	30	160	133	116	121	120	123	129	188,8%	-32,3%	431,0%	-17,4%	-12,6%	4,0%	-0,5%	2,2%	5,1%	
DT Registry cases (2.2.1+2.2.2+2.2.3)	-	-	20	29	16	21	16	15	13	-	-	-	46,7%	-44,8%	33,1%	-23,6%	-5,0%	-17,4%	
DT Non litigious land registry cases	NAP	NAP	NAP	NAP	NAP	NAP	NAP	NAP	NAP	-	-	-	-	-	-	-	-	-	
DT Non-litigious business registry cases	NAP	NAP	20	29	16	21	16	15	13	-	-	-	46,7%	-44,8%	33,1%	-23,6%	-5,0%	-17,4%	
DT Other registry cases	-	-	NAP	NAP	NAP	NAP	NAP	NAP	NAP	-	-	-	-	-	-	-	-	-	
DT Other non-litigious cases	-	-	24	326	439	370	240	92	83	-	-	-	1248,5%	34,7%	-15,8%	-35,1%	-61,6%	-10,5%	
DT Administrative law cases	NAP	NAP	415	437	421	408	412	356	317	-	-	-	5,3%	-3,8%	-3,1%	1,1%	-13,7%	-10,9%	
DT Other cases (e.g. insolvency registry cases)	117	62	2236	2011	1782	1377	1252	1201	1317	1023,5%	-46,7%	3481,5%	-10,1%	-11,4%	-22,7%	-9,1%	-4,1%	9,7%	

## Czech Republic (2012-2020) data tables

Question	2012	2013	2014	2015	2016	2017	2018	2019	2020	Variations for quantitative questions									
										2012-2020	2012-2013	2013-2014	2014-2015	2015-2016	2016-2017	2017-2018	2018-2019	2019-2020	
Table 3.4.1 (all years) First instance courts, number of cases for specific case categories (Q101)																			
101.1.1 Pending cases on 1 Jan. Litigious divorce case	13 150	12 965	13 636	12 448	11 675	10 313	9 419	9 014	9 036	-31,3%	-1,4%	5,2%	-8,7%	-6,2%	-11,7%	-8,7%	-4,3%	0,2%	
101.1.2 Pending cases on 1 Jan. Employment dismissal case	NA	NA	NA	NA	NA	NA	NA	NA	NA	-	-	-	-	-	-	-	-	-	
101.1.3 Pending cases on 1 Jan. Insolvency	30 331	52 032	75 256	95 282	111 050	119 923	117 766	116 843	111 104	266,3%	71,5%	44,6%	26,6%	16,5%	8,0%	-1,8%	-0,8%	-4,9%	
101.2.1 Incoming cases_Litigious divorce case	30 025	32 804	29 474	28 941	28 500	28 033	26 894	27 251	23 601	-21,4%	9,3%	-10,2%	-1,8%	-1,5%	-1,6%	-4,1%	1,3%	-13,4%	
101.2.2 Incoming cases_Employment dismissal case	NA	NA	NA	NA	NA	NA	NA	NA	NA	-	-	-	-	-	-	-	-	-	
101.2.3 Incoming cases_Insolvency	33 083	37 637	34 835	32 801	29 871	16 895	21 211	33 763	26 712	-19,3%	13,8%	-7,4%	-5,8%	-8,9%	-43,4%	25,5%	59,2%	-20,9%	
101.3.1 Resolved cases_Litigious divorce case	30 557	32 559	30 719	29 777	29 907	28 934	27 337	27 241	24 054	-21,3%	6,6%	-5,7%	-3,1%	0,4%	-3,3%	-5,5%	-0,4%	-11,7%	
101.3.2 Resolved cases_Employment dismissal case	NA	NA	NA	NA	NA	NA	NA	NA	NA	-	-	-	-	-	-	-	-	-	
101.3.3 Resolved cases_Insolvency	11 382	14 920	15 556	17 047	20 998	25 782	28 436	35 110	27 567	142,2%	31,1%	4,3%	9,6%	23,2%	22,8%	10,3%	23,5%	-21,5%	
101.4.1 Pending cases on 31 Dec. Litigious divorce case	12 965	13 210	12 391	11 612	10 268	9 412	8 976	9 024	8 583	-33,8%	1,9%	-6,2%	-6,3%	-11,6%	-8,3%	-4,6%	0,5%	-4,9%	
101.4.2 Pending cases on 31 Dec. Employment dismissal case	NA	NA	NA	NA	NA	NA	NA	NA	NA	-	-	-	-	-	-	-	-	-	
101.4.3 Pending cases on 31 Dec. Insolvency	52 032	74 749	95 276	111 036	119 923	111 036	110 541	115 496	110 249	111,9%	43,7%	27,5%	16,5%	8,0%	-7,4%	-0,4%	4,5%	-4,5%	

Table 3.5.1 (all years) First instance courts: Clearance rate and disposition time for specific case categories (Q101)

Table 3.6.1 and 3.6.2 Variations of CR and DT for specific case categories of first instance cases (Q101)

CR Litigious divorce cases	101,8%	99,3%	104,2%	102,9%	104,9%	103,2%	101,6%	100,0%	101,9%	0,14	-	2,47	5,01	-	1,28	1,99	-	1,64	-	1,52	-	1,66	1,96
CR Employment dismissal cases	NA	NA	NA	NA	NA	NA	NA	NA	NA	-	-	-	-	-	-	-	-	-	-	-	-	-	-
CR Insolvency cases	34,4%	39,6%	44,7%	52,0%	70,3%	152,6%	134,1%	104,0%	103,2%	199,96	15,22	12,65	16,38	35,26	117,09	-	12,15	-	22,43	-	0,76		
DT Litigious divorce cases	155	148	147	142	125	119	120	121	130	-15,9%	-4,4%	-0,6%	-3,3%	-12,0%	-5,3%	0,9%	0,9%						7,7%
DT Employment dismissal cases	NA	NA	NA	NA	NA	NA	NA	NA	NA	-	-	-	-	-	-	-	-	-	-	-	-	-	-
DT Insolvency cases	1 669	1 829	2 236	2 377	2 085	1 572	1 419	1 201	1 460	-12,5%	9,6%	22,3%	6,3%	-12,3%	-24,6%	-9,7%	-15,4%						21,6%

Czech Republic (2012-2020) data tables

Question	2012	2013	2014	2015	2016	2017	2018	2019	2020	Variations for quantitative questions									
										2012-2020	2012-2013	2013-2014	2014-2015	2015-2016	2016-2017	2017-2018	2018-2019	2019-2020	
Table 3.7.1 to 3.7.5 (2019 and 2020) Second instance other than criminal cases (Q97)																			
Table 3.9.1 to 3.9.3 (2019 and 2020) Variation of second instance other than criminal cases (Q97)																			
97.1.1 2nd inst courts_Pending cases on 1 Jan. Total of other than criminal law cases (1+2+3+4)			20 446	19 856	18 078	16 586	14 187	13 224	11 304	-	-	-	-2,9%	-9,0%	-8,3%	-14,5%	-6,8%	-14,5%	
97.1.2 2nd inst courts_Pending cases on 1 Jan. Civil (and commercial) litigious cases			19 680	18 367	16 615	15 189	13 254	12 291	10 531	-	-	-	-6,7%	-9,5%	-8,6%	-12,7%	-7,3%	-14,3%	
97.1.3 2nd inst courts_Pending cases on 1 Jan. Non litigious cases (2.1+2.2+2.3)			NAP	NAP	NAP	NAP	NAP	NAP	NAP	-	-	-	-	-	-	-	-	-	
97.1.4 2nd inst courts_Pending cases on 1 Jan. General civil (and commercial) non-litigious cases			NAP	NAP	NAP	NAP	NAP	NAP	NAP	-	-	-	-	-	-	-	-	-	
97.1.5 2nd inst courts_Pending cases on 1 Jan. Registry cases (2.2.1+2.2.2+2.2.3)			NAP	NAP	NAP	NAP	NAP	NAP	NAP	-	-	-	-	-	-	-	-	-	
97.1.6 2nd inst courts_Pending cases on 1 Jan. Non litigious land registry cases			NAP	NAP	NAP	NAP	NAP	NAP	NAP	-	-	-	-	-	-	-	-	-	
97.1.7 2nd inst courts_Pending cases on 1 Jan. Non-litigious business registry cases			NAP	NAP	NAP	NAP	NAP	NAP	NAP	-	-	-	-	-	-	-	-	-	
97.1.8 2nd inst courts_Pending cases on 1 Jan. Other registry cases			NAP	NAP	NAP	NAP	NAP	NAP	NAP	-	-	-	-	-	-	-	-	-	
97.1.9 2nd inst courts_Pending cases on 1 Jan. Other non-litigious cases			NAP	NAP	NAP	NAP	NAP	NAP	NAP	-	-	-	-	-	-	-	-	-	
97.1.10 2nd inst courts_Pending cases on 1 Jan. Administrative law cases			NAP	NAP	NAP	NAP	NAP	NAP	NAP	-	-	-	-	-	-	-	-	-	
97.1.11 2nd inst courts_Pending cases on 1 Jan. Other cases			766	1 489	1 463	1 397	933	933	773	-	-	-	94,4%	-1,7%	-4,5%	-33,2%	0,0%	-17,1%	
97.2.1 2nd inst courts_Incoming cases_Total of other than criminal law cases (1+2+3+4)			94 595	85 012	84 465	68 340	63 819	59 324	53 147	-	-	-	-10,1%	-0,6%	-19,1%	-6,6%	-7,0%	-10,4%	
97.2.2 2nd inst courts_Incoming cases_Civil (and commercial) litigious cases			90 549	80 002	79 178	63 475	59 029	54 478	49 597	-	-	-	-11,6%	-1,0%	-19,8%	-7,0%	-7,7%	-9,0%	
97.2.3 2nd inst courts_Incoming cases_Non litigious cases (2.1+2.2+2.3)			NAP	NAP	NAP	NAP	NAP	NAP	NAP	-	-	-	-	-	-	-	-	-	
97.2.4 2nd inst courts_Incoming cases_General civil (and commercial) non-litigious cases			NAP	NAP	NAP	NAP	NAP	NAP	NAP	-	-	-	-	-	-	-	-	-	
97.2.5 2nd inst courts_Incoming cases_Registry cases (2.2.1+2.2.2+2.2.3)			NAP	NAP	NAP	NAP	NAP	NAP	NAP	-	-	-	-	-	-	-	-	-	
97.2.6 2nd inst courts_Incoming cases_Non litigious land registry cases			NAP	NAP	NAP	NAP	NAP	NAP	NAP	-	-	-	-	-	-	-	-	-	
97.2.7 2nd inst courts_Incoming cases_Non-litigious business registry cases			NAP	NAP	NAP	NAP	NAP	NAP	NAP	-	-	-	-	-	-	-	-	-	
97.2.8 2nd inst courts_Incoming cases_Other registry cases			NAP	NAP	NAP	NAP	NAP	NAP	NAP	-	-	-	-	-	-	-	-	-	
97.2.9 2nd inst courts_Incoming cases_Other non-litigious cases			NAP	NAP	NAP	NAP	NAP	NAP	NAP	-	-	-	-	-	-	-	-	-	
97.2.10 2nd inst courts_Incoming cases_Administrative law cases			NAP	NAP	NAP	NAP	NAP	NAP	NAP	-	-	-	-	-	-	-	-	-	
97.2.11 2nd inst courts_Incoming cases_Other cases			4 046	5 010	5 287	4 865	4 790	4 846	3 550	-	-	-	23,8%	5,5%	-8,0%	-1,5%	1,2%	-26,7%	

Czech Republic (2012-2020) data tables

Question	2012	2013	2014	2015	2016	2017	2018	2019	2020	Variations for quantitative questions								
										2012-2020	2012-2013	2013-2014	2014-2015	2015-2016	2016-2017	2017-2018	2018-2019	2019-2020
97.3.1 2nd inst courts_Resolved cases_Total of other than criminal law cases (1+2+3+4)			95 586	86 813	85 970	70 747	64 792	61 251	53 053	-	-	-	-9,2%	-1,0%	-17,7%	-8,4%	-5,5%	-13,4%
97.3.2 2nd inst courts_Resolved cases_Civil (and commercial) litigious cases			91 922	81 777	80 618	65 419	60 003	56 248	49 443	-	-	-	-11,0%	-1,4%	-18,9%	-8,3%	-6,3%	-12,1%
97.3.3 2nd inst courts_Resolved cases_Non litigious cases (2.1+2.2+2.3)			NAP	NAP	NAP	NAP	NAP	NAP	NAP	-	-	-	-	-	-	-	-	-
97.3.4 2nd inst courts_Resolved cases_General civil (and commercial) non-litigious cases			NAP	NAP	NAP	NAP	NAP	NAP	NAP	-	-	-	-	-	-	-	-	-
97.3.5 2nd inst courts_Resolved cases_Registry cases (2.2.1+2.2.2+2.2.3)			NAP	NAP	NAP	NAP	NAP	NAP	NAP	-	-	-	-	-	-	-	-	-
97.3.6 2nd inst courts_Resolved cases_Non litigious land registry cases			NAP	NAP	NAP	NAP	NAP	NAP	NAP	-	-	-	-	-	-	-	-	-
97.3.7 2nd inst courts_Resolved cases_Non-litigious business registry cases			NAP	NAP	NAP	NAP	NAP	NAP	NAP	-	-	-	-	-	-	-	-	-
97.3.8 2nd inst courts_Resolved cases_Other registry cases			NAP	NAP	NAP	NAP	NAP	NAP	NAP	-	-	-	-	-	-	-	-	-
97.3.9 2nd inst courts_Resolved cases_Other non-litigious cases			NAP	NAP	NAP	NAP	NAP	NAP	NAP	-	-	-	-	-	-	-	-	-
97.3.10 2nd inst courts_Resolved cases_Administrative law cases			NAP	NAP	NAP	NAP	NAP	NAP	NAP	-	-	-	-	-	-	-	-	-
97.3.11 2nd inst courts_Resolved cases_Other cases			3 664	5 036	5 352	5 328	4 789	5 003	3 610	-	-	-	37,4%	6,3%	-0,4%	-10,1%	4,5%	-27,8%
97.4.1 2nd inst courts_Pending cases on 31 Dec. Total of other than criminal law cases (1+2+3+4)			19 455	18 055	16 573	14 179	13 214	11 297	11 398	-	-	-	-7,2%	-8,2%	-14,4%	-6,8%	-14,5%	0,9%
97.4.2 2nd inst courts_Pending cases on 31 Dec. Civil (and commercial) litigious cases			18 307	16 592	15 175	13 245	12 280	10 521	10 685	-	-	-	-9,4%	-8,5%	-12,7%	-7,3%	-14,3%	1,6%
97.4.3 2nd inst courts_Pending cases on 31 Dec. Non litigious cases (2.1+2.2+2.3)			NAP	NAP	NAP	NAP	NAP	NAP	NAP	-	-	-	-	-	-	-	-	-
97.4.4 2nd inst courts_Pending cases on 31 Dec. General civil (and commercial) non-litigious cases			NAP	NAP	NAP	NAP	NAP	NAP	NAP	-	-	-	-	-	-	-	-	-
97.4.5 2nd inst courts_Pending cases on 31 Dec. Registry cases (2.2.1+2.2.2+2.2.3)			NAP	NAP	NAP	NAP	NAP	NAP	NAP	-	-	-	-	-	-	-	-	-
97.4.6 2nd inst courts_Pending cases on 31 Dec. Non litigious land registry cases			NAP	NAP	NAP	NAP	NAP	NAP	NAP	-	-	-	-	-	-	-	-	-
97.4.7 2nd inst courts_Pending cases on 31 Dec. Non-litigious business registry cases			NAP	NAP	NAP	NAP	NAP	NAP	NAP	-	-	-	-	-	-	-	-	-
97.4.8 2nd inst courts_Pending cases on 31 Dec. Other registry cases			NAP	NAP	NAP	NAP	NAP	NAP	NAP	-	-	-	-	-	-	-	-	-
97.4.9 2nd inst courts_Pending cases on 31 Dec. Other non-litigious cases			NAP	NAP	NAP	NAP	NAP	NAP	NAP	-	-	-	-	-	-	-	-	-
97.4.10 2nd inst courts_Pending cases on 31 Dec. Administrative law cases			NAP	NAP	NAP	NAP	NAP	NAP	NAP	-	-	-	-	-	-	-	-	-
97.4.11 2nd inst courts_Pending cases on 31 Dec. Other cases			1 148	1 463	1 398	934	934	776	713	-	-	-	27,4%	-4,4%	-33,2%	0,0%	-16,9%	-8,1%
97.5.1 2nd inst courts_Pending more than 2 years - Total of other than criminal law cases (1+2+3+4)			-	-	NA	NA	NA	NA	NA	-	-	-	-	-	-	-	-	-
97.5.2 2nd inst courts_Pending more than 2 years - Civil (and commercial) litigious cases			-	-	NA	NA	NA	NA	NA	-	-	-	-	-	-	-	-	-
97.5.10 2nd inst courts_Pending more than 2 years - Administrative law cases			-	-	NAP	NAP	NAP	NAP	NAP	-	-	-	-	-	-	-	-	-

Czech Republic (2012-2020) data tables

Question	2012	2013	2014	2015	2016	2017	2018	2019	2020	Variations for quantitative questions											
										2012-2020	2012-2013	2013-2014	2014-2015	2015-2016	2016-2017	2017-2018	2018-2019	2019-2020			
Table 3.8.1 and 3.8.2 (2019 and 2020): Second instance clearance rate and disposition time for other than criminal law cases (Q97)																					
Table 3.9.4 and 3.9.5 (2019 and 2020): Variation of second clearance rate and disposition time for other than criminal law cases (Q97)																					
CR Total of other than criminal law cases			101,0%	102,1%	101,8%	103,5%	101,5%	103,2%	99,8%	-	-	-	1,06	-	0,33	1,71	-	1,93	1,70	-	3,32
CR Civil (and commercial) litigious cases			101,5%	102,2%	101,8%	103,1%	101,7%	103,2%	99,7%	-	-	-	0,69	-	0,39	1,22	-	1,37	1,57	-	3,45
CR Non litigious cases (2.1+2.2+2.3)			NAP	NAP	NAP	NAP	NAP	NAP	NAP	-	-	-	-	-	-	-	-	-	-	-	
CR General civil (and commercial) non-litigious cases			NAP	NAP	NAP	NAP	NAP	NAP	NAP	-	-	-	-	-	-	-	-	-	-	-	
CR Registry cases (2.2.1+2.2.2+2.2.3)			NAP	NAP	NAP	NAP	NAP	NAP	NAP	-	-	-	-	-	-	-	-	-	-	-	
CR Non litigious land registry cases			NAP	NAP	NAP	NAP	NAP	NAP	NAP	-	-	-	-	-	-	-	-	-	-	-	
CR Non-litigious business registry cases			NAP	NAP	NAP	NAP	NAP	NAP	NAP	-	-	-	-	-	-	-	-	-	-	-	
CR Other registry cases			NAP	NAP	NAP	NAP	NAP	NAP	NAP	-	-	-	-	-	-	-	-	-	-	-	
CR Other non-litigious cases			NAP	NAP	NAP	NAP	NAP	NAP	NAP	-	-	-	-	-	-	-	-	-	-	-	
CR Administrative law cases			NAP	NAP	NAP	NAP	NAP	NAP	NAP	-	-	-	-	-	-	-	-	-	-	-	
CR Other cases (e.g. insolvency registry cases)			90,6%	100,5%	101,2%	109,5%	100,0%	103,2%	101,7%	-	-	-	11,00	0,71	8,19	-	8,71	3,26	-	1,50	
DT Total of other than criminal law cases			74	76	70	73	74	67	78	-	-	-	2,2%	-7,3%	4,0%	1,8%	-9,6%	16,5%			
DT Civil (and commercial) litigious cases			73	74	69	74	75	68	79	-	-	-	1,9%	-7,2%	7,6%	1,1%	-8,6%	15,5%			
DT Non litigious cases (2.1+2.2+2.3)			NAP	NAP	NAP	NAP	NAP	NAP	NAP	-	-	-	-	-	-	-	-	-	-	-	
DT General civil (and commercial) non-litigious cases			NAP	NAP	NAP	NAP	NAP	NAP	NAP	-	-	-	-	-	-	-	-	-	-	-	
DT Registry cases (2.2.1+2.2.2+2.2.3)			NAP	NAP	NAP	NAP	NAP	NAP	NAP	-	-	-	-	-	-	-	-	-	-	-	
DT Non litigious land registry cases			NAP	NAP	NAP	NAP	NAP	NAP	NAP	-	-	-	-	-	-	-	-	-	-	-	
DT Non-litigious business registry cases			NAP	NAP	NAP	NAP	NAP	NAP	NAP	-	-	-	-	-	-	-	-	-	-	-	
DT Other registry cases			NAP	NAP	NAP	NAP	NAP	NAP	NAP	-	-	-	-	-	-	-	-	-	-	-	
DT Other non-litigious cases			NAP	NAP	NAP	NAP	NAP	NAP	NAP	-	-	-	-	-	-	-	-	-	-	-	
DT Administrative law cases			NAP	NAP	NAP	NAP	NAP	NAP	NAP	-	-	-	-	-	-	-	-	-	-	-	
DT Other cases (e.g. insolvency registry cases)			114	106	95	64	71	57	72	-	-	-	-7,3%	-10,1%	-32,9%	11,3%	-20,5%	27,3%			



Czech Republic (2012-2020) data tables

Question	2012	2013	2014	2015	2016	2017	2018	2019	2020	Variations for quantitative questions									
										2012-2020	2012-2013	2013-2014	2014-2015	2015-2016	2016-2017	2017-2018	2018-2019	2019-2020	
Table 3.10.1 to 3.10.5 (2019 and 2020) Supreme courts, number of other than criminal law cases (Q99)																			
Table 3.12.1 to 3.12.3 (2019 and 2020) Variation of the supreme courts, number of other than criminal law cases (Q99)																			
99.1.1 High inst courts_Pending cases on 1 Jan. Total of other than criminal law cases (1+2+3+4)			4 017	2 992	4 235	4 689	5 142	5 274	5 191	-	-	-	-25,5%	41,5%	10,7%	9,7%	2,6%	-1,6%	
99.1.2 High inst courts_Pending cases on 1 Jan. Civil (and commercial) litigious cases			2 692	2 893	2 836	2 930	2 884	2 404	1 970	-	-	-	7,5%	-2,0%	3,3%	-1,6%	-16,6%	-18,1%	
99.1.3 High inst courts_Pending cases on 1 Jan. Non litigious cases (2.1+2.2+2.3)			20	31	79	68	37	35	47	-	-	-	55,0%	154,8%	-13,9%	-45,6%	-5,4%	34,3%	
99.1.4 High inst courts_Pending cases on 1 Jan. General civil (and commercial) non-litigious cases			20	31	79	68	37	35	47	-	-	-	55,0%	154,8%	-13,9%	-45,6%	-5,4%	34,3%	
99.1.5 High inst courts_Pending cases on 1 Jan. Registry cases (2.2.1+2.2.2+2.2.3)			NAP	NAP	NAP	NAP	NAP	NAP	NAP	-	-	-	-	-	-	-	-	-	
99.1.6 High inst courts_Pending cases on 1 Jan. Non litigious land registry cases			NAP	NAP	NAP	NAP	NAP	NAP	NAP	-	-	-	-	-	-	-	-	-	
99.1.7 High inst courts_Pending cases on 1 Jan. Non-litigious business registry cases			NAP	NAP	NAP	NAP	NAP	NAP	NAP	-	-	-	-	-	-	-	-	-	
99.1.8 High inst courts_Pending cases on 1 Jan. Other registry cases			NAP	NAP	NAP	NAP	NAP	NAP	NAP	-	-	-	-	-	-	-	-	-	
99.1.9 High inst courts_Pending cases on 1 Jan. Other non-litigious cases			-	NAP	NAP	NAP	NAP	NAP	NAP	-	-	-	-	-	-	-	-	-	
99.1.10 High inst courts_Pending cases on 1 Jan. Administrative law cases			1 216	NA	1 130	1 422	1 883	2 503	2 884	-	-	-	-	-	25,8%	32,4%	32,9%	15,2%	
99.1.11 High inst courts_Pending cases on 1 Jan. Other cases (e.g. insolvency registry cases)			89	68	190	269	338	124	290	-	-	-	-23,6%	179,4%	41,6%	25,7%	-63,3%	133,9%	
99.2.1 High inst courts_Incoming cases_Total of other than criminal law cases (1+2+3+4)			8 580	6 128	9 935	10 620	9 418	9 097	8 402	-	-	-	-28,6%	62,1%	6,9%	-11,3%	-3,4%	-7,6%	
99.2.2 High inst courts_Incoming cases_Civil (and commercial) litigious cases			5 462	5 757	6 065	6 105	4 784	4 340	3 927	-	-	-	5,4%	5,4%	0,7%	-21,6%	-9,3%	-9,5%	
99.2.3 High inst courts_Incoming cases_Non litigious cases (2.1+2.2+2.3)			253	271	220	224	182	195	151	-	-	-	7,1%	-18,8%	1,8%	-18,8%	7,1%	-22,6%	
99.2.4 High inst courts_Incoming cases_General civil (and commercial) non-litigious cases			253	271	220	224	182	195	151	-	-	-	7,1%	-18,8%	1,8%	-18,8%	7,1%	-22,6%	
99.2.5 High inst courts_Incoming cases_Registry cases (2.2.1+2.2.2+2.2.3)			NAP	NAP	NAP	NAP	NAP	NAP	NAP	-	-	-	-	-	-	-	-	-	
99.2.6 High inst courts_Incoming cases_Non litigious land registry cases			NAP	NAP	NAP	NAP	NAP	NAP	NAP	-	-	-	-	-	-	-	-	-	
99.2.7 High inst courts_Incoming cases_Non-litigious business registry cases			NAP	NAP	NAP	NAP	NAP	NAP	NAP	-	-	-	-	-	-	-	-	-	
99.2.8 High inst courts_Incoming cases_Other registry cases			NAP	NAP	NAP	NAP	NAP	NAP	NAP	-	-	-	-	-	-	-	-	-	
99.2.9 High inst courts_Incoming cases_Other non-litigious cases			-	NAP	NAP	NAP	NAP	NAP	NAP	-	-	-	-	-	-	-	-	-	
99.2.10 High inst courts_Incoming cases_Administrative law cases			2 647	NA	3 246	3 902	4 109	4 261	4 037	-	-	-	-	-	20,2%	5,3%	3,7%	-5,3%	
99.2.11 High inst courts_Incoming cases_Other cases (e.g. insolvency registry cases)			218	100	404	389	343	144	287	-	-	-	-54,1%	304,0%	-3,7%	-11,8%	-58,0%	99,3%	



Czech Republic (2012-2020) data tables

Question	2012	2013	2014	2015	2016	2017	2018	2019	2020	Variations for quantitative questions								
										2012-2020	2012-2013	2013-2014	2014-2015	2015-2016	2016-2017	2017-2018	2018-2019	2019-2020
99.3.1 High inst courts_Resolved cases_Total of other than criminal law cases (1+2+3+4)			8 378	6 108	9 481	10 168	9 286	9 180	8 497	-	-	-	-27,1%	55,2%	7,2%	-8,7%	-1,1%	-7,4%
99.3.2 High inst courts_Resolved cases_Civil (and commercial) litigious cases			5 262	5 812	5 971	6 151	5 264	4 774	4 234	-	-	-	10,5%	2,7%	3,0%	-14,4%	-9,3%	-11,3%
99.3.3 High inst courts_Resolved cases_Non litigious cases (2.1+2.2+2.3)			242	223	231	255	184	183	160	-	-	-	-7,9%	3,6%	10,4%	-27,8%	-0,5%	-12,6%
99.3.4 High inst courts_Resolved cases_General civil (and commercial) non-litigious cases			242	223	231	255	184	183	160	-	-	-	-7,9%	3,6%	10,4%	-27,8%	-0,5%	-12,6%
99.3.5 High inst courts_Resolved cases_Registry cases (2.2.1+2.2.2+2.2.3)			NAP	NAP	NAP	NAP	NAP	NAP	NAP	-	-	-	-	-	-	-	-	-
99.3.6 High inst courts_Resolved cases_Non litigious land registry cases			NAP	NAP	NAP	NAP	NAP	NAP	NAP	-	-	-	-	-	-	-	-	-
99.3.7 High inst courts_Resolved cases_Non-litigious business registry cases			NAP	NAP	NAP	NAP	NAP	NAP	NAP	-	-	-	-	-	-	-	-	-
99.3.8 High inst courts_Resolved cases_Other registry cases			NAP	NAP	NAP	NAP	NAP	NAP	NAP	-	-	-	-	-	-	-	-	-
99.3.9 High inst courts_Resolved cases_Other non-litigious cases			-	NAP	NAP	NAP	NAP	NAP	NAP	-	-	-	-	-	-	-	-	-
99.3.10 High inst courts_Resolved cases_Administrative law cases			2 704	NA	2 954	3 442	3 489	3 880	3 785	-	-	-	-	-	16,5%	1,4%	11,2%	-2,4%
99.3.11 High inst courts_Resolved cases_Other cases (e.g. insolvency registry cases)			170	73	325	320	349	159	318	-	-	-	-57,1%	345,2%	-1,5%	9,1%	-54,4%	100,0%
99.4.1 High inst courts_Pending cases on 31 Dec. Total of other than criminal law cases (1+2+3+4)			4 219	3 012	4 689	5 141	5 274	5 191	5 096	-	-	-	-28,6%	55,7%	9,6%	2,6%	-1,6%	-1,8%
99.4.2 High inst courts_Pending cases on 31 Dec. Civil (and commercial) litigious cases			2 892	2 838	2 930	2 884	2 404	1 970	1 663	-	-	-	-1,9%	3,2%	-1,6%	-16,6%	-18,1%	-15,6%
99.4.3 High inst courts_Pending cases on 31 Dec. Non litigious cases (2.1+2.2+2.3)			31	79	68	37	35	47	38	-	-	-	154,8%	-13,9%	-45,6%	-5,4%	34,3%	-19,1%
99.4.4 High inst courts_Pending cases on 31 Dec. General civil (and commercial) non-litigious cases			31	79	68	37	35	47	38	-	-	-	154,8%	-13,9%	-45,6%	-5,4%	34,3%	-19,1%
99.4.5 High inst courts_Pending cases on 31 Dec. Registry cases (2.2.1+2.2.2+2.2.3)			NAP	NAP	NAP	NAP	NAP	NAP	NAP	-	-	-	-	-	-	-	-	-
99.4.6 High inst courts_Pending cases on 31 Dec. Non litigious land registry cases			NAP	NAP	NAP	NAP	NAP	NAP	NAP	-	-	-	-	-	-	-	-	-
99.4.7 High inst courts_Pending cases on 31 Dec. Non-litigious business registry cases			NAP	NAP	NAP	NAP	NAP	NAP	NAP	-	-	-	-	-	-	-	-	-
99.4.8 High inst courts_Pending cases on 31 Dec. Other registry cases			NAP	NAP	NAP	NAP	NAP	NAP	NAP	-	-	-	-	-	-	-	-	-
99.4.9 High inst courts_Pending cases on 31 Dec. Other non-litigious cases			-	NAP	NAP	NAP	NAP	NAP	NAP	-	-	-	-	-	-	-	-	-
99.4.10 High inst courts_Pending cases on 31 Dec. Administrative law cases			1 159	NA	1 422	1 882	2 503	2 884	3 136	-	-	-	-	-	32,3%	33,0%	15,2%	8,7%
99.4.11 High inst courts_Pending cases on 31 Dec. Other cases (e.g. insolvency registry cases)			137	95	269	338	332	109	259	-	-	-	-30,7%	183,2%	25,7%	-1,8%	-67,2%	137,6%
99.5.1 High inst courts_Pending more than 2 years - Total of other than criminal law cases (1+2+3+4)			-	-	NA	NA	NA	NA	NA	-	-	-	-	-	-	-	-	-
99.5.2 High inst courts_Pending more than 2 years - Civil (and commercial) litigious cases			-	-	NA	NA	NA	NA	NA	-	-	-	-	-	-	-	-	-
99.5.10 High inst courts_Pending more than 2 years - Administrative law cases			-	-	NA	NA	NA	NA	NA	-	-	-	-	-	-	-	-	-

## Czech Republic (2012-2020) data tables

Question	2012	2013	2014	2015	2016	2017	2018	2019	2020	Variations for quantitative questions											
										2012-2020	2012-2013	2013-2014	2014-2015	2015-2016	2016-2017	2017-2018	2018-2019	2019-2020			
Table 3.11.1 and 3.11.2 Supreme courts, clearance rate and disposition time for other than criminal law cases (Q97)																					
Table 3.12.4 and 3.12.5 Variation of the supreme courts, clearance rate and disposition time for other than criminal law cases (Q97)																					
CR Total of other than criminal law cases			97,6%	99,7%	95,4%	95,7%	98,6%	100,9%	101,1%	-	-	-	2,08	-	4,26	0,33	2,98	2,35	0,22		
CR Civil (and commercial) litigious cases			96,3%	101,0%	98,5%	100,8%	110,0%	110,0%	107,8%	-	-	-	4,79	-	2,48	2,34	9,21	-	0,03	-	1,98
CR Non litigious cases (2.1+2.2+2.3)			95,7%	82,3%	105,0%	113,8%	101,1%	93,8%	106,0%	-	-	-	-	13,97	27,60	8,42	-	11,19	-	7,17	12,91
CR General civil (and commercial) non-litigious cases			95,7%	82,3%	105,0%	113,8%	101,1%	93,8%	106,0%	-	-	-	-	13,97	27,60	8,42	-	11,19	-	7,17	12,91
CR Registry cases (2.2.1+2.2.2+2.2.3)			NAP	NAP	NAP	NAP	NAP	NAP	NAP	-	-	-	-	-	-	-	-	-	-	-	-
CR Non litigious land registry cases			NAP	NAP	NAP	NAP	NAP	NAP	NAP	-	-	-	-	-	-	-	-	-	-	-	-
CR Non-litigious business registry cases			NAP	NAP	NAP	NAP	NAP	NAP	NAP	-	-	-	-	-	-	-	-	-	-	-	-
CR Other registry cases			NAP	NAP	NAP	NAP	NAP	NAP	NAP	-	-	-	-	-	-	-	-	-	-	-	-
CR Other non-litigious cases			-	NAP	NAP	NAP	NAP	NAP	NAP	-	-	-	-	-	-	-	-	-	-	-	-
CR Administrative law cases			102,2%	NA	91,0%	88,2%	84,9%	91,1%	93,8%	-	-	-	-	-	-	3,07	-	3,74	7,24	2,96	
CR Other cases (e.g. insolvency registry cases)			78,0%	73,0%	80,4%	82,3%	101,7%	110,4%	110,8%	-	-	-	-	6,39	10,20	2,26	23,69	8,52		0,35	
DT Total of other than criminal law cases			184	180	181	185	207	206	219	-	-	-	-	-2,1%	0,3%	2,2%	12,3%	-0,4%		6,1%	
DT Civil (and commercial) litigious cases			201	178	179	171	167	151	143	-	-	-	-	-11,2%	0,5%	-4,5%	-2,6%	-9,6%		-4,8%	
DT Non litigious cases (2.1+2.2+2.3)			47	129	107	53	69	94	87	-	-	-	-	176,6%	-16,9%	-50,7%	31,1%	35,0%		-7,5%	
DT General civil (and commercial) non-litigious cases			47	129	107	53	69	94	87	-	-	-	-	176,6%	-16,9%	-50,7%	31,1%	35,0%		-7,5%	
DT Registry cases (2.2.1+2.2.2+2.2.3)			NAP	NAP	NAP	NAP	NAP	NAP	NAP	-	-	-	-	-	-	-	-	-	-	-	-
DT Non litigious land registry cases			NAP	NAP	NAP	NAP	NAP	NAP	NAP	-	-	-	-	-	-	-	-	-	-	-	-
DT Non-litigious business registry cases			NAP	NAP	NAP	NAP	NAP	NAP	NAP	-	-	-	-	-	-	-	-	-	-	-	-
DT Other registry cases			NAP	NAP	NAP	NAP	NAP	NAP	NAP	-	-	-	-	-	-	-	-	-	-	-	-
DT Other non-litigious cases			-	NAP	NAP	NAP	NAP	NAP	NAP	-	-	-	-	-	-	-	-	-	-	-	-
DT Administrative law cases			156	NA	176	200	262	271	302	-	-	-	-	-	-	13,6%	31,2%	3,6%		11,5%	
DT Other cases (e.g. insolvency registry cases)			294	475	302	386	347	250	297	-	-	-	-	61,5%	-36,4%	27,6%	-9,9%	-27,9%		18,8%	

Czech Republic (2012-2020) data tables

Question	2012	2013	2014	2015	2016	2017	2018	2019	2020	Variations for quantitative questions									
										2012-2020	2012-2013	2013-2014	2014-2015	2015-2016	2016-2017	2017-2018	2018-2019	2019-2020	
Table 3.14.1 to 3.14.5 First instance criminal law cases (Q94)																			
094.1.1 Total - pending 1 Jan									13 017	-	-	-	-	-	-	-	-	-	
094.1.2 Severe cases - pending 1 Jan									NA	-	-	-	-	-	-	-	-	-	
094.1.3 Misdemeanour cases - pending 1 Jan									NA	-	-	-	-	-	-	-	-	-	
094.1.4 Other - pending 1 Jan									NAP	-	-	-	-	-	-	-	-	-	
094.2.1 Total -incoming									65 131	-	-	-	-	-	-	-	-	-	
094.2.2 Severe cases - incoming									NA	-	-	-	-	-	-	-	-	-	
094.2.3 Misdemeanour cases - incoming									NA	-	-	-	-	-	-	-	-	-	
094.2.4 Other - incoming									NAP	-	-	-	-	-	-	-	-	-	
094.3.1 Total - resolved									65 264	-	-	-	-	-	-	-	-	-	
094.3.2 Severe cases -resolved									NA	-	-	-	-	-	-	-	-	-	
094.3.3 Misdemeanour cases - resolved									NA	-	-	-	-	-	-	-	-	-	
094.3.4 Other - resolved									NAP	-	-	-	-	-	-	-	-	-	
094.4.1 Total - pending 31 Dec									12 884	-	-	-	-	-	-	-	-	-	
094.4.2 Severe cases - pending 31 Dec									NA	-	-	-	-	-	-	-	-	-	
094.4.3 Misdemeanour cases - pending 31 Dec									NA	-	-	-	-	-	-	-	-	-	
094.4.4 Other - pending 31 Dec									NAP	-	-	-	-	-	-	-	-	-	
094.5.1 Total - pending more then 2 years									1 069	-	-	-	-	-	-	-	-	-	
094.5.2 Severe cases - pending more then 2 years									NA	-	-	-	-	-	-	-	-	-	
094.5.3 Misdemeanour cases - pending more then 2 years									NA	-	-	-	-	-	-	-	-	-	
094.5.4 Other - pending more then 2 years									NAP	-	-	-	-	-	-	-	-	-	

Czech Republic (2012-2020) data tables

Question	2012	2013	2014	2015	2016	2017	2018	2019	2020	Variations for quantitative questions									
										2012-2020	2012-2013	2013-2014	2014-2015	2015-2016	2016-2017	2017-2018	2018-2019	2019-2020	
Table 3.15.1 to 3.10.2 CR and DT for first instance criminal law cases (Q94)																			
CR of Total									100,2%	-	-	-	-	-	-	-	-	-	
CR o2 Severe cases									NA	-	-	-	-	-	-	-	-	-	
CR of Misdemeanour cases									NA	-	-	-	-	-	-	-	-	-	
CR of Other									NAP	-	-	-	-	-	-	-	-	-	
DT of Total									72	-	-	-	-	-	-	-	-	-	
DT of Severe cases									NA	-	-	-	-	-	-	-	-	-	
DT of Misdemeanour cases									NA	-	-	-	-	-	-	-	-	-	
DT of Other									NAP	-	-	-	-	-	-	-	-	-	
Table 3.16.1 to 3.16.5 Second instance criminal law cases (Q98)																			
098.1.1 Total - pending 1 Jan									1 672	-	-	-	-	-	-	-	-	-	
098.1.2 Severe cases - pending 1 Jan									NA	-	-	-	-	-	-	-	-	-	
098.1.3 Misdemeanour cases - pending 1 Jan									NA	-	-	-	-	-	-	-	-	-	
098.1.4 Other - pending 1 Jan									NAP	-	-	-	-	-	-	-	-	-	
098.2.1 Total -incoming									21 950	-	-	-	-	-	-	-	-	-	
098.2.2 Severe cases - incoming									NA	-	-	-	-	-	-	-	-	-	
098.2.3 Misdemeanour cases - incoming									NA	-	-	-	-	-	-	-	-	-	
098.2.4 Other - incoming									NAP	-	-	-	-	-	-	-	-	-	
098.3.1 Total - resolved									21 630	-	-	-	-	-	-	-	-	-	
098.3.2 Severe cases -resolved									NA	-	-	-	-	-	-	-	-	-	
098.3.3 Misdemeanour cases - resolved									NA	-	-	-	-	-	-	-	-	-	
098.3.4 Other - resolved									NAP	-	-	-	-	-	-	-	-	-	

Czech Republic (2012-2020) data tables

Question	2012	2013	2014	2015	2016	2017	2018	2019	2020	Variations for quantitative questions								
										2012-2020	2012-2013	2013-2014	2014-2015	2015-2016	2016-2017	2017-2018	2018-2019	2019-2020
098.4.1 Total - pending 31 Dec									1 992	-	-	-	-	-	-	-	-	-
098.4.2 Severe cases - pending 31 Dec									NA	-	-	-	-	-	-	-	-	-
098.4.3 Misdemeanour cases - pending 31 Dec									NA	-	-	-	-	-	-	-	-	-
098.4.4 Other - pending 31 Dec									NAP	-	-	-	-	-	-	-	-	-
098.5.1 Total - pending more then 2 years									32	-	-	-	-	-	-	-	-	-
098.5.2 Severe cases - pending more then 2 years									NA	-	-	-	-	-	-	-	-	-
098.5.3 Misdemeanour cases - pending more then 2 years									NA	-	-	-	-	-	-	-	-	-
098.5.4 Other - pending more then 2 years									NAP	-	-	-	-	-	-	-	-	-
Table 3.17.1 to 3.17.2 CR and DT for second instance criminal law cases (Q98)																		
CR of Total									98,5%	-	-	-	-	-	-	-	-	-
CR o2 Severe cases									NA	-	-	-	-	-	-	-	-	-
CR of Misdemeanour cases									NA	-	-	-	-	-	-	-	-	-
CR of Other									NAP	-	-	-	-	-	-	-	-	-
DT of Total									34	-	-	-	-	-	-	-	-	-
DT of Severe cases									NA	-	-	-	-	-	-	-	-	-
DT of Misdemeanour cases									NA	-	-	-	-	-	-	-	-	-
DT of Other									NAP	-	-	-	-	-	-	-	-	-

Czech Republic (2012-2020) data tables

Question	2012	2013	2014	2015	2016	2017	2018	2019	2020	Variations for quantitative questions									
										2012-2020	2012-2013	2013-2014	2014-2015	2015-2016	2016-2017	2017-2018	2018-2019	2019-2020	
Table 3.18.1 to 3.18.5 Supreme court criminal law cases (Q100)																			
100.1.1 Total - pending 1 Jan									183	-	-	-	-	-	-	-	-	-	
100.1.2 Severe cases - pending 1 Jan									NA	-	-	-	-	-	-	-	-	-	
100.1.3 Misdemeanour cases - pending 1 Jan									NA	-	-	-	-	-	-	-	-	-	
100.1.4 Other - pending 1 Jan									NAP	-	-	-	-	-	-	-	-	-	
100.2.1 Total -incoming									1 410	-	-	-	-	-	-	-	-	-	
100.2.2 Severe cases - incoming									NA	-	-	-	-	-	-	-	-	-	
100.2.3 Misdemeanour cases - incoming									NA	-	-	-	-	-	-	-	-	-	
100.2.4 Other - incoming									NAP	-	-	-	-	-	-	-	-	-	
100.3.1 Total - resolved									1 443	-	-	-	-	-	-	-	-	-	
100.3.2 Severe cases -resolved									NA	-	-	-	-	-	-	-	-	-	
100.3.3 Misdemeanour cases - resolved									NA	-	-	-	-	-	-	-	-	-	
100.3.4 Other - resolved									NAP	-	-	-	-	-	-	-	-	-	
100.4.1 Total - pending 31 Dec									150	-	-	-	-	-	-	-	-	-	
100.4.2 Severe cases - pending 31 Dec									NA	-	-	-	-	-	-	-	-	-	
100.4.3 Misdemeanour cases - pending 31 Dec									NA	-	-	-	-	-	-	-	-	-	
100.4.4 Other - pending 31 Dec									NAP	-	-	-	-	-	-	-	-	-	
100.5.1 Total - pending more then 2 years									NA	-	-	-	-	-	-	-	-	-	
100.5.2 Severe cases - pending more then 2 years									NA	-	-	-	-	-	-	-	-	-	
100.5.3 Misdemeanour cases - pending more then 2 years									NA	-	-	-	-	-	-	-	-	-	
100.5.4 Other - pending more then 2 years									NAP	-	-	-	-	-	-	-	-	-	

Czech Republic (2012-2020) data tables

Question	2012	2013	2014	2015	2016	2017	2018	2019	2020	Variations for quantitative questions									
										2012-2020	2012-2013	2013-2014	2014-2015	2015-2016	2016-2017	2017-2018	2018-2019	2019-2020	
Table 3.19.1 to 3.19.2 CR and DT for supreme court criminal law cases (Q100)																			
CR of Total									102,3%	-	-	-	-	-	-	-	-	-	
CR o2 Severe cases									NA	-	-	-	-	-	-	-	-	-	
CR of Misdemeanour cases									NA	-	-	-	-	-	-	-	-	-	
CR of Other									NAP	-	-	-	-	-	-	-	-	-	
DT of Total									38	-	-	-	-	-	-	-	-	-	
DT of Severe cases									NA	-	-	-	-	-	-	-	-	-	
DT of Misdemeanour cases									NA	-	-	-	-	-	-	-	-	-	
DT of Other									NAP	-	-	-	-	-	-	-	-	-	



## Czech Republic (2012-2020) data tables

Question	2012	2013	2014	2015	2016	2017	2018	2019	2020	Variations for quantitative questions								
										2012-2020	2012-2013	2013-2014	2014-2015	2015-2016	2016-2017	2017-2018	2018-2019	2019-2020
Indicator 5: Access to justice																		
Legal aid																		
Table 5.1 to Table 5.6 (Q12-2, Q16, Q18, Q19, Q20, Q20-1)																		
12-2.1.1 Coverage of court fees									True									
12-2.1.2 Exemption from court fees									True									
16.1.1 Legal aid applies to representation in court (criminal cases)	Yes	-	Yes	Yes	True	True	True	True	True									
16.1.2 Legal aid applies to legal advice (criminal cases)	Yes	-	Yes	Yes	True	True	True	True	True									
16.2.1 Legal aid applies to representation in court (other than criminal cases)	Yes	-	Yes	Yes	True	True	True	True	True									
16.2.2 Legal aid applies to legal advice (other than criminal cases)	Yes	-	Yes	Yes	True	True	True	True	True									
18.1.1 Legal aid for the enforcement of judicial decisions					True	True	True	True	True									
19.1.1 Legal aid granted for other costs - criminal cases									True									
19.1.2 Legal aid granted for other costs - other than criminal cases									True									
020.1.1 Total									NA									
020.1.2 Total - criminal cases									NA									
020.1.3 Total - other than criminal cases									NA									
020.2.1 Total brought to court									NA									
020.2.2 Brought to court - criminal cases									NA									
020.2.3 Brought to court - other then criminal									NA									
020.3.1 Total not brought to court									NA									
020.3.2 Not brought to court - criminal cases									NA									
020.3.3 Not brought to court - other then criminal									NA									
020-1.1.1 Maximum duration prescribed in law/regulation									NAP									
020-1.1.2 Average duration									NA									

Czech Republic (2012-2020) data tables

Question	2012	2013	2014	2015	2016	2017	2018	2019	2020	Variations for quantitative questions								
										2012-2020	2012-2013	2013-2014	2014-2015	2015-2016	2016-2017	2017-2018	2018-2019	2019-2020
System for compensating users																		
Table 5.7.1 and Table 5.7.2 (Q37)																		
037.1.1 Requests for compensation - Total									NA									
037.1.2 Requests for compensation - Excessive length of proceedings									NA									
037.1.3 Requests for compensation - Non-execution of court decisions									NA									
037.1.4 Requests for compensation - Wrongful arrest									NA									
037.1.5 Requests for compensation - Wrongful conviction									NA									
037.1.6 Requests for compensation - Other									NA									
037.2.1 Condemnations - Total									NA									
037.2.2 Condemnations - Excessive length of proceedings									NA									
037.2.3 Condemnations - Non-execution of court decisions									NA									
037.2.4 Condemnations - Wrongful arrest									NA									
037.2.5 Condemnations - Wrongful conviction									NA									
037.2.6 Condemnations - Other									NA									
037.3.1 Amount - Total									NA									
037.3.2 Amount - Excessive length of proceedings									NA									
037.3.3 Amount - Non-execution of court decisions									NA									
037.3.4 Amount - Wrongful arrest									NA									
037.3.5 Amount - Wrongful conviction									NA									
037.3.6 Amount - Other									NA									

## Czech Republic (2012-2020) data tables

Question	2012	2013	2014	2015	2016	2017	2018	2019	2020	Variations for quantitative questions								
										2012-2020	2012-2013	2013-2014	2014-2015	2015-2016	2016-2017	2017-2018	2018-2019	2019-2020
Indicator 6: The ICT tools of courts and for court users																		
Table 6.1 to Table 6.11 (Q62-7, Q62-7-1, Q62-8, Q62-8-1, Q63-1, Q63-1-1, Q63-2 Q63-6, Q63-7, Q63-7-1, Q64-2, Q64-4, Q64-6, Q64-3, Q64-3-1, Q64-7, Q64-7-1, Q64-9)																		
62-7 Writing assistance tools coordinated at national level							True	True	True									
62-7-1.1 Deployment rate in civil matter							50-99%	50-99%	50-99%									
62-7-1.2 Deployment rate in criminal matter							10-49%	10-49%	50-99%									
62-7-1.3 Deployment rate in administrative matter							0% (NAP)	0% (NAP)	50-99%									
62-8 Voice recording tools							True	True	True									
62-8-1.1.1 Availability of simple dictation tools in civil matter							in all courts	in all courts	in all courts									
62-8-1.1.2 Availability of simple dictation tools in criminal matter							in all courts	in all courts	in all courts									
62-8-1.1.3 Availability of simple dictation tools in administrative matter							in all courts	in all courts	in all courts									
62-8-1.2.1 Availability of multiple speakers recording tools in civil matter							in some courts / some pilot phases	in some courts / some pilot phases	in most of the courts									
62-8-1.2.2 Availability of multiple speakers recording tools in criminal matter							in all courts	in all courts	in all courts									
62-8-1.2.3 Availability of multiple speakers recording tools in administrative matter							in some courts / some pilot phases	in some courts / some pilot phases	in most of the courts									
62-8-1.3.1 Availability of voice recognition in civil matter							Pilot testing	Pilot testing	Pilot testing									
62-8-1.3.2 Availability of voice recognition in criminal matter							Pilot testing	Pilot testing	Pilot testing									
62-8-1.3.3 Availability of voice recognition in administrative matter							Pilot testing	Pilot testing	Pilot testing									
062-9 Availability of intranet site within the judicial system for distribution of news/novelties						-	50-99%	100%	100%									
63.1 Is there a case management system?							True	True	True									
63.1-1.1 CMS for civil matter (deployment rate)							100%	100%	100%									
63.1-1.1 CMS for criminal matter (deployment rate)							100%	100%	100%									
63.1-1.1 CMS for administrative matter (deployment rate)							100%	100%	100%									
63.1-1.2 CMS for civil matter (status of case online)							Not accessible at all	Not accessible at all	Not accessible at all									
63.1-1.2 CMS for criminal matter (status of case online)							Not accessible at all	Not accessible at all	Not accessible at all									
63.1-1.2 CMS for administrative matter (status of case onlinee)							Not accessible at all	Not accessible at all	Not accessible at all									

## Czech Republic (2012-2020) data tables

Question	2012	2013	2014	2015	2016	2017	2018	2019	2020	Variations for quantitative questions								
										2012-2020	2012-2013	2013-2014	2014-2015	2015-2016	2016-2017	2017-2018	2018-2019	2019-2020
63.1-1.3 CMS for civil matter (Centralised or interoperable database)						-	False	False	False									
63.1-1.3 CMS for criminal matter (Centralised or interoperable database)						-	False	False	False									
63.1-1.3 CMS for administrative matter (Centralised or interoperable database)						-	False	False	False									
63.1-1.4 CMS for civil matter (Early warning signals)						-	True	True	False									
63.1-1.4 CMS for criminal matter (Early warning signals)						-	True	True	False									
63.1-1.4 CMS for administrative matter (Early warning signals)						-	True	True	False									
63-1-1.5 Statistics in CMS civil matter							Integrated	Integrated	Integrated									
63-1-1.5 Statistics in CMS criminal matter							Integrated	Integrated	Integrated									
63-1-1.5 Statistics in CMS administrative matter							Integrated	Integrated	Integrated									
63-2.1 Deployment rate for computerised registries managed by courts - land registry							0% (NAP)	0% (NAP)	0% (NAP)									
63-2.1 Deployment rate for computerised registries managed by courts - business registry							100%	100%	100%									
63-2.2 Data consolidated at national level for land registry						-	False	NAP	NAP									
63-2.2 Data consolidated at national level for business registry						-	True	True	True									
63-2.3 Service available online for land registry						-	False	NAP	NAP									
63-2.3 Service available online for business registry						-	True	True	True									
63-2.4 Statistical module integrated or connected for land registry						-	False	NAP	NAP									
63-2.4 Statistical module integrated or connected for business registry						-	True	True	True									
063-6.1.1 Budgetary and financial management of courts (deployment rate)						-	50-99%	50-99%	100%									
063-6.1.2 Justice expenses management (deployment rate)						-	0% (NAP)	0% (NAP)	NA									
063-6.1.3 Other financial management tools (deployment rate)						-	0% (NAP)	0% (NAP)	NA									
063-6.2.1 Budgetary and financial management of courts (Data consolidated at national level)						-	False	False	False									
063-6.2.2 Justice expenses management (Data consolidated at national level)						-	False	False	NA									
063-6.2.3 Other financial management tools (Data consolidated at national level)						-	False	False	NA									
063-6.3.1 Budgetary and financial management of courts (System communicating with other ministries)						-	True	True	True									
063-6.3.2 Justice expenses management (System communicating with other ministries)						-	False	False	NA									
063-6.3.3 Other financial management tools (System communicating with other ministries)						-	False	False	NA									

Czech Republic (2012-2020) data tables

Question	2012	2013	2014	2015	2016	2017	2018	2019	2020	Variations for quantitative questions								
										2012-2020	2012-2013	2013-2014	2014-2015	2015-2016	2016-2017	2017-2018	2018-2019	2019-2020
63-7.1 Measurement tools to assess the workload							True	True	True									
63-7-1.1.1 Deployment rate - workload of judges							10-49%	10-49%	50-99%									
63-7-1.1.2 Deployment rate - workload of prosecutors							10-49%	10-49%	50-99%									
63-7-1.1.3 Deployment rate - workload of non-judge and non-prosecutor staff							0% (NAP)	0% (NAP)	0% (NAP)									
63-7-1.2.1 Monitoring on national level - judges							False	False	False									
63-7-1.2.2 Monitoring on national level - prosecutors							False	False	True									
63-7-1.2.2 Monitoring on national level - non-judge and non-prosecutor staff							True	True	False									
63-7-1.3.1 Monitoring on court level - judges							False	False	False									
63-7-1.3.2 Monitoring on court level - prosecutors							False	False	False									
63-7-1.3.3 Monitoring on court level - non-judge and non-prosecutor staff							False	False	False									
064-2 - Possibility to submit a case to courts by electronic means							True	True	True									
064-2 - Civil and/or commercial							100%	100%	100%									
064-2 - Criminal							100%	100%	100%									
064-2 - Administrative							100%	100%	100%									
064-2 - Submission in paper remains mandatory - civil							True	True	False									
064-2 - Submission in paper remains mandatory - criminal							True	True	False									
064-2 - Submission in paper remains mandatory - administrative							True	True	False									
064-2 - Specific legislative framework - civil							True	True	True									
064-2 - Specific legislative framework - criminal							True	True	True									
064-2 - Specific legislative framework - administrative							True	True	True									
064-2 - Integrated/connected with the CMS - civil							False	False	False									
064-2 - Integrated/connected with the CMS - criminal							False	False	False									
064-2 - Integrated/connected with the CMS - administrative							False	False	False									

Czech Republic (2012-2020) data tables

Question	2012	2013	2014	2015	2016	2017	2018	2019	2020	Variations for quantitative questions								
										2012-2020	2012-2013	2013-2014	2014-2015	2015-2016	2016-2017	2017-2018	2018-2019	2019-2020
064-3 - Is it possible to request for granting legal aid by electronic means?							True	True	True									
064-3-1.1 - Equipment rate							10-49%	10-49%	100%									
064-3-1.2 - Request in paper mandatory							False	False	False									
064-3-1.3 - Specific legislative framework							False	False	True									
064-3-1.4 - Granting LA is also electronic							False	False	False									
064-3-1.5 - Information available in CMS							False	False	True									
064-4 - Possibility to transmit summons to a judicial meeting or a hearing by electronic means							True	True	True									
064-4-1.1.1 - Summons produced by CMS- civil							True	True	True									
064-4-1.1.2 - Summons produced by CMS- criminal							True	True	True									
064-4-1.1.3 - Summons produced by CMS- administrative							True	True	True									
064-4-1.2.1 - Simultaneous summon in paper form remains mandatory- civil							False	False	False									
064-4-1.2.2 - Simultaneous summon in paper form remains mandatory- criminal							False	False	False									
064-4-1.2.3 - Simultaneous summon in paper form remains mandatory- administrative							False	False	False									
064-4-1.3.1 - Consent of the user - civil							False	False	True									
064-4-1.3.2 - Consent of the user - criminal							False	False	True									
064-4-1.3.3 - Consent of the user - administrative							False	False	True									
064-6.1.1 - Civil and/or commercial (deployment rate)							100%	100%	100%									
064-6.1.2 - Criminal (deployment rate)							100%	100%	100%									
064-6.1.3 - Administrative (deployment rate)							100%	100%	100%									

Czech Republic (2012-2020) data tables

Question	2012	2013	2014	2015	2016	2017	2018	2019	2020	Variations for quantitative questions								
										2012-2020	2012-2013	2013-2014	2014-2015	2015-2016	2016-2017	2017-2018	2018-2019	2019-2020
064-6.2.1 - Civil and/or commercial (Trial phases concerned)							Submission of a case Hearing preparatory phases Scheduling Decision transmission	Submission of a case Hearing preparatory phases Scheduling Decision transmission	Submission of a case Hearing preparatory phases Scheduling Decision transmission									
064-6.2.2 - Criminal (Trial phases concerned)							Submission of a case Hearing preparatory phases Scheduling	Submission of a case Hearing preparatory phases Scheduling	Submission of a case Hearing preparatory phases Scheduling									
064-6.2.3 - Administrative (Trial phases concerned)							Submission of a case Hearing preparatory phases Scheduling	Submission of a case Hearing preparatory phases Scheduling	Submission of a case Hearing preparatory phases Scheduling									
064-6.3.1 - Civil and/or commercial (Modalities)							E-mail Specific application	E-mail Specific application	E-mail Specific application									
064-6.3.2 - Criminal (Modalities)							E-mail Specific application	E-mail Specific application	E-mail Specific application									
064-6.3.3 - Administrative (Modalities)							E-mail Specific application	E-mail Specific application	E-mail Specific application									
064-6.4.1 - Civil and/or commercial (specific legal framework)							True	True	True									
064-6.4.2 - Criminal (specific legal framework)							True	True	True									
064-6.4.3 - Administrative (specific legal framework)							True	True	True									
064-6.5.1 - Civil and/or commercial (availability for)									Lawyers & Parties not represented by lawyer									
064-6.5.2 - Criminal (availability for)									Lawyers & Parties not represented by lawyer									
064-6.5.3 - Administrative (availability for)									Lawyers & Parties not represented by lawyer									



Czech Republic (2012-2020) data tables

Question	2012	2013	2014	2015	2016	2017	2018	2019	2020	Variations for quantitative questions								
										2012-2020	2012-2013	2013-2014	2014-2015	2015-2016	2016-2017	2017-2018	2018-2019	2019-2020
064-7.1.1 - Electronic communication of enforcement agents and courts (deployment rate)							100%	100%	100%									
064-7.1.2 - Electronic communication of notaries and courts (deployment rate)							100%	100%	100%									
064-7.1.3 - Electronic communication of experts and courts (deployment rate)							100%	100%	100%									
064-7.1.4 - Electronic communication of judicial police and courts (deployment rate)							100%	100%	100%									
064-7.2.1 - Electronic communication of enforcement agents and courts (Modalities)							E-mail Specific application	E-mail Specific application	E-mail Specific application									
064-7.2.2 - Electronic communication of notaries and courts (Modalities)							E-mail Specific application	E-mail Specific application	E-mail Specific application									
064-7.2.3 - Electronic communication of experts and courts (Modalities)							E-mail Specific application	E-mail Specific application	E-mail Specific application									
064-7.2.4 - Electronic communication of judicial police and courts (Modalities)							E-mail Specific application	E-mail Specific application	E-mail Specific application									
064-7.3.1 - Electronic communication of enforcement agents and courts (specific legal framework)							True	True	True									
064-7.3.2 - Electronic communication of notaries and courts (specific legal framework)							True	True	True									
064-7.3.3 - Electronic communication of experts and courts (specific legal framework)							True	True	True									
064-7.3.4 - Electronic communication of judicial police and courts (specific legal framework)							True	True	True									
064-9 - Existance of online processing devices of specialised litigation							True	True	True									

Czech Republic (2012-2020) data tables

Question	2012	2013	2014	2015	2016	2017	2018	2019	2020	Variations for quantitative questions									
										2012-2020	2012-2013	2013-2014	2014-2015	2015-2016	2016-2017	2017-2018	2018-2019	2019-2020	
Indicator 7: Professionals of justice (Indicator 9 in 2019)																			
Table 7.1.1 to 7.5.6 for judges, non judge staff, prosecutors, non prosecutor staff and salaries																			
46.1.1 Total Number of professional judges	3 055	3 054	3 028	3 018	3 005	3 012	3 029	3 006	3 007	-1,6%	0,0%	-0,9%	-0,3%	-0,4%	0,2%	0,6%	-0,8%	0,0%	
46.1.2 Number of 1st inst professional judges	1 857	1 859	1 838	1 838	1 820	1 826	1 849	1 824	1 814	-2,3%	0,1%	-1,1%	0,0%	-1,0%	0,3%	1,3%	-1,4%	-0,5%	
46.1.3 Number of 2nd inst professional judges	964	1 098	1 090	1 081	1 083	1 085	1 078	1 078	1 088	12,9%	13,9%	-0,7%	-0,8%	0,2%	0,2%	-0,6%	0,0%	0,9%	
46.1.4 Number of Supreme court professional judges	234	97	100	99	102	101	102	104	105	-55,1%	-58,5%	3,1%	-1,0%	3,0%	-1,0%	1,0%	2,0%	1,0%	
46.2.1 Number of professional judges_males	1 193	1 187	1 192	1 185	1 182	1 178	1 195	1 190	1 192	-0,1%	-0,5%	0,4%	-0,6%	-0,3%	-0,3%	1,4%	-0,4%	0,2%	
46.2.2 Number of 1st instance professional judges_males	644	632	632	629	609	598	611	600	601	-6,7%	-1,9%	0,0%	-0,5%	-3,2%	-1,8%	2,2%	-1,8%	0,2%	
46.2.3 Number of 2nd instance professional judges_males	407	483	487	482	494	501	505	509	512	25,8%	18,7%	0,8%	-1,0%	2,5%	1,4%	0,8%	0,8%	0,6%	
46.2.4 Number of Supreme court professional judges_males	142	72	73	74	79	79	79	81	79	-44,4%	-49,3%	1,4%	1,4%	6,8%	0,0%	0,0%	2,5%	-2,5%	
46.3.1 Number of professional judges_females	1 862	1 867	1 836	1 833	1 823	1 834	1 834	1 816	1 815	-2,5%	0,3%	-1,7%	-0,2%	-0,5%	0,6%	0,0%	-1,0%	-0,1%	
46.3.2 Number of 1st inst professional judges_females	1 213	1 227	1 206	1 209	1 211	1 228	1 238	1 224	1 213	0,0%	1,2%	-1,7%	0,2%	0,2%	1,4%	0,8%	-1,1%	-0,9%	
46.3.3 Number of 2nd inst professional judges_females	557	615	603	599	589	584	573	569	576	3,4%	10,4%	-2,0%	-0,7%	-1,7%	-0,8%	-1,9%	-0,7%	1,2%	
46.3.4 Number of Supreme court professional judges_females	92	25	27	25	23	22	23	23	26	-71,7%	-72,8%	8,0%	-7,4%	-8,0%	-4,3%	4,5%	0,0%	13,0%	
046-2.1.1 Number of professional judges (FTE) - Total	-	-	-	-	-	-	-	-	3 007	-	-	-	-	-	-	-	-	-	
046-2.1.2 Professional judges of first instance (FTE) - Total	-	-	-	-	-	-	-	-	1 814	-	-	-	-	-	-	-	-	-	
046-2.1.3 Professional judges of second instance (FTE) - Total	-	-	-	-	-	-	-	-	1 088	-	-	-	-	-	-	-	-	-	
046-2.1.4 Professional judges of supreme court (FTE) - Total	-	-	-	-	-	-	-	-	105	-	-	-	-	-	-	-	-	-	
046-2.2.1 Number of professional judges (FTE) - Civil and commercial	-	-	-	-	-	-	-	-	1 971	-	-	-	-	-	-	-	-	-	
046-2.2.2 Professional judges of first instance (FTE) - Civil and commercial	-	-	-	-	-	-	-	-	1 369	-	-	-	-	-	-	-	-	-	
046-2.2.3 Professional judges of second instance (FTE) - Civil and commercial	-	-	-	-	-	-	-	-	554	-	-	-	-	-	-	-	-	-	
046-2.2.4 Professional judges of supreme court (FTE) - Civil and commercial	-	-	-	-	-	-	-	-	48	-	-	-	-	-	-	-	-	-	
046-2.3.1 Number of professional judges (FTE) - Criminal	-	-	-	-	-	-	-	-	756	-	-	-	-	-	-	-	-	-	
046-2.3.2 Professional judges of first instance (FTE) - Criminal	-	-	-	-	-	-	-	-	445	-	-	-	-	-	-	-	-	-	
046-2.3.3 Professional judges of second instance (FTE) - Criminal	-	-	-	-	-	-	-	-	290	-	-	-	-	-	-	-	-	-	
046-2.3.4 Professional judges of supreme court (FTE) - Criminal	-	-	-	-	-	-	-	-	21	-	-	-	-	-	-	-	-	-	

Czech Republic (2012-2020) data tables

Question	2012	2013	2014	2015	2016	2017	2018	2019	2020	Variations for quantitative questions								
										2012-2020	2012-2013	2013-2014	2014-2015	2015-2016	2016-2017	2017-2018	2018-2019	2019-2020
046-2.4.1 Number of professional judges (FTE) - Administrative	-	-	-	-	-	-	-	-	149	-	-	-	-	-	-	-	-	-
046-2.4.2 Professional judges of first instance (FTE) - Administrative	-	-	-	-	-	-	-	-	-	-	-	-	-	-	-	-	-	-
046-2.4.3 Professional judges of second instance (FTE) - Administrative	-	-	-	-	-	-	-	-	113	-	-	-	-	-	-	-	-	-
046-2.4.4 Professional judges of supreme court (FTE) - Administrative	-	-	-	-	-	-	-	-	36	-	-	-	-	-	-	-	-	-
046-2.5.1 Number of professional judges (FTE) - Other	-	-	-	-	-	-	-	-	131	-	-	-	-	-	-	-	-	-
046-2.5.2 Professional judges of first instance (FTE) - Other	-	-	-	-	-	-	-	-	-	-	-	-	-	-	-	-	-	-
046-2.5.3 Professional judges of second instance (FTE) - Other	-	-	-	-	-	-	-	-	131	-	-	-	-	-	-	-	-	-
046-2.5.4 Professional judges of supreme court (FTE) - Other	-	-	-	-	-	-	-	-	-	-	-	-	-	-	-	-	-	-
52.1.1 Total Number of non judge staff who are working in courts	9 135	9 107	9 309	9 409	9 714	9 887	9 857	9 989	9 921	8,6%	-0,3%	2,2%	1,1%	3,2%	1,8%	-0,3%	1,3%	-0,7%
52.1.2 Number of Non judge staff (Rechtspfleger)	1 950	1 907	2 073	2 190	2 408	2 438	2 443	2 568	2 501	28,3%	-2,2%	8,7%	5,6%	10,0%	1,2%	0,2%	5,1%	-2,6%
52.1.3 Number of Non-judge staff assisting the judges	4 463	4 418	4 539	4 519	4 497	4 632	4 616	4 546	4 556	2,1%	-1,0%	2,7%	-0,4%	-0,5%	3,0%	-0,3%	-1,5%	0,2%
52.1.4 Number of Staff in charge of administrative tasks	2 038	2 131	2 006	2 053	2 091	2 057	2 060	2 145	2 158	5,9%	4,6%	-5,9%	2,3%	1,9%	-1,6%	0,1%	4,1%	0,6%
52.1.5 Number of Technical staff	636	625	614	610	656	701	656	654	648	1,9%	-1,7%	-1,8%	-0,7%	7,5%	6,9%	-6,4%	-0,3%	-0,9%
52.1.6 Number of Other non judge staff	48	26	77	37	62	59	82	76	58	20,8%	-45,8%	196,2%	-51,9%	67,6%	-4,8%	39,0%	-7,3%	-23,7%
52.2.1 Total Number of non judge staff who are working in courts(men)	-	-	1 159	1 390	1 166	1 293	1 206	1 240	1 245	-	-	-	19,9%	-16,1%	10,9%	-6,7%	2,8%	0,4%
52.2.2 Number of Non judge staff (Rechtspfleger)(men)	-	-	352	434	394	427	398	438	429	-	-	-	23,3%	-9,2%	8,4%	-6,8%	10,1%	-2,1%
52.2.3 Number of Non-judge staff assisting the judges(men)	-	-	224	292	172	263	196	179	205	-	-	-	30,4%	-41,1%	52,9%	-25,5%	-8,7%	14,5%
52.2.4 Number of Staff in charge of administrative tasks(men)	-	-	322	393	308	300	316	338	339	-	-	-	22,0%	-21,6%	-2,6%	5,3%	7,0%	0,3%
52.2.5 Number of Technical staff(men)	-	-	240	253	269	286	272	263	250	-	-	-	5,4%	6,3%	6,3%	-4,9%	-3,3%	-4,9%
52.2.6 Number of Other non judge staff(men)	-	-	21	18	23	17	24	22	22	-	-	-	-14,3%	27,8%	-26,1%	41,2%	-8,3%	0,0%
52.3.1 Total Number of non judge staff who are working in courts(women)	7 989	8 105	8 150	8 019	8 548	8 594	8 651	8 749	8 676	8,6%	1,5%	0,6%	-1,6%	6,6%	0,5%	0,7%	1,1%	-0,8%
52.3.2 Number of Non judge staff (Rechtspfleger)(women)	1 600	1 611	1 721	1 756	2 014	2 011	2 045	2 130	2 072	29,5%	0,7%	6,8%	2,0%	14,7%	-0,1%	1,7%	4,2%	-2,7%
52.3.3 Number of Non-judge staff assisting the judges(women)	4 282	4 261	4 315	4 227	4 325	4 369	4 420	4 367	4 351	1,6%	-0,5%	1,3%	-2,0%	2,3%	1,0%	1,2%	-1,2%	-0,4%
52.3.4 Number of Staff in charge of administrative tasks(women)	1 709	1 842	1 684	1 660	1 783	1 757	1 744	1 807	1 819	6,4%	7,8%	-8,6%	-1,4%	7,4%	-1,5%	-0,7%	3,6%	0,7%
52.3.5 Number of Technical staff(women)	368	372	374	357	387	415	384	391	398	8,2%	1,1%	0,5%	-4,5%	8,4%	7,2%	-7,5%	1,8%	1,8%
52.3.6 Number of Other non judge staff(women)	30	19	56	19	39	42	58	54	36	20,0%	-36,7%	194,7%	-66,1%	105,3%	7,7%	38,1%	-6,9%	-33,3%

Czech Republic (2012-2020) data tables

Question	2012	2013	2014	2015	2016	2017	2018	2019	2020	Variations for quantitative questions								
										2012-2020	2012-2013	2013-2014	2014-2015	2015-2016	2016-2017	2017-2018	2018-2019	2019-2020
052-1.1.1 Non-judge staff (Total)									9 921	-	-	-	-	-	-	-	-	-
052-1.1.2 Non-judge staff at first instance (total)									6 538	-	-	-	-	-	-	-	-	-
052-1.1.3 Non-judge staff at second instance (total)									2 967	-	-	-	-	-	-	-	-	-
052-1.1.4 Non-judge staff at Supreme court (total)									416	-	-	-	-	-	-	-	-	-
052-1.2.1 Non-judge staff (Males)									1 245	-	-	-	-	-	-	-	-	-
052-1.2.2 Non-judge staff at first instance (males)									617	-	-	-	-	-	-	-	-	-
052-1.2.3 Non-judge staff at second instance (males)									481	-	-	-	-	-	-	-	-	-
052-1.2.4 Non-judge staff at Supreme court (males)									147	-	-	-	-	-	-	-	-	-
052-1.3.1 Non-judge staff (females)									8 676	-	-	-	-	-	-	-	-	-
052-1.3.2 Non-judge staff at first instance (females)									5 921	-	-	-	-	-	-	-	-	-
052-1.3.3 Non-judge staff at second instance (females)									2 486	-	-	-	-	-	-	-	-	-
052-1.3.4 Non-judge staff at supreme court (females)									269	-	-	-	-	-	-	-	-	-
055.1.1 Prosecutors (total)									1 224	-	-	-	-	-	-	-	-	-
055.1.2 Prosecutors (1st inst.)									822	-	-	-	-	-	-	-	-	-
055.1.3 Prosecutors (2nd inst.)									345	-	-	-	-	-	-	-	-	-
055.1.4 Prosecutors (Highest instance)									57	-	-	-	-	-	-	-	-	-
055.2.1 Prosecutors - Males -total									561	-	-	-	-	-	-	-	-	-
055.2.2 Prosecutors - Males, 1st inst.									339	-	-	-	-	-	-	-	-	-
055.2.3 Prosecutors - Males, 2nd inst.									183	-	-	-	-	-	-	-	-	-
055.2.4 Prosecutors - Males, Supreme courts									39	-	-	-	-	-	-	-	-	-
055.3.1 Prosecutors - Females, Total									663	-	-	-	-	-	-	-	-	-
055.3.2 Prosecutors - Females, 1st inst.									483	-	-	-	-	-	-	-	-	-
055.3.3 Prosecutors - Females, 2nd inst.									162	-	-	-	-	-	-	-	-	-
055.3.4 Prosecutors - Females, Supreme courts									18	-	-	-	-	-	-	-	-	-

Czech Republic (2012-2020) data tables

Question	2012	2013	2014	2015	2016	2017	2018	2019	2020	Variations for quantitative questions								
										2012-2020	2012-2013	2013-2014	2014-2015	2015-2016	2016-2017	2017-2018	2018-2019	2019-2020
060.1.1 Number of non-prosecutor staff Total									1 474	-	-	-	-	-	-	-	-	-
060.2.1 Number of non-prosecutor staff Males									262	-	-	-	-	-	-	-	-	-
060.3.1 Number of non-prosecutor staff Females									1 212	-	-	-	-	-	-	-	-	-
004 Annual average salary in the country						-	-		16 279 €	-	-	-	-	-	-	-	-	-
132.1.1 Gross annual salary, in € - Professional judge at the beginning of career						-	-		40 584 €	-	-	-	-	-	-	-	-	-
132.1.2 Gross annual salary, in € - Judge of the Supreme Court						-	-		89 904 €	-	-	-	-	-	-	-	-	-
132.1.3 Gross annual salary, in € - Public prosecutor at the beginning of career						-	-		36 528 €	-	-	-	-	-	-	-	-	-
132.1.4 Gross annual salary, in € - Public prosecutor of the Supreme Court or the Highest Appellate Instance						-	-		79 008 €	-	-	-	-	-	-	-	-	-
132.2.1 Net annual salary, in € - Professional judge at the beginning of career						-	-		NA	-	-	-	-	-	-	-	-	-
132.2.2 Net annual salary, in € - Judge of the Supreme Court						-	-		NA	-	-	-	-	-	-	-	-	-
132.2.3 Net annual salary, in € - Public prosecutor at the beginning of career						-	-		NA	-	-	-	-	-	-	-	-	-
132.2.4 Net annual salary, in € - Public prosecutor of the Supreme Court or the Highest Appellate Instance						-	-		NA	-	-	-	-	-	-	-	-	-
133.1.1.1 - Additional benefits for judges - Reduced taxation						-	-		False									
133.1.2.1 - Additional benefits for judges - Special pension						-	-		False									
133.1.3.1 - Additional benefits for judges - Housing						-	-		True									
133.1.4.1 - Additional benefits for judges - Other financial benefit						-	-		True									
133.2.1.1 - Additional benefits for prosecutors - Reduced taxation						-	-		False									
133.2.2.1 - Additional benefits for prosecutors - Special pension						-	-		False									
133.2.3.1 - Additional benefits for prosecutors - Housing						-	-		True									
133.2.4.1 - Additional benefits for prosecutors - Other financial benefit						-	-		True									

Czech Republic (2012-2020) data tables

Question	2012	2013	2014	2015	2016	2017	2018	2019	2020	Variations for quantitative questions								
										2012-2020	2012-2013	2013-2014	2014-2015	2015-2016	2016-2017	2017-2018	2018-2019	2019-2020
144.1.1 Disciplinary procedures for Judges - Total number (1+2+3+4)						-	-		24	-	-	-	-	-	-	-	-	-
144.1.2 Disciplinary procedures for Judges - 1. Breach of professional ethics						-	-		7	-	-	-	-	-	-	-	-	-
144.1.3 Disciplinary procedures for Judges - 2. Professional inadequacy						-	-		15	-	-	-	-	-	-	-	-	-
144.1.4 Disciplinary procedures for Judges - 3. Criminal offence						-	-		2	-	-	-	-	-	-	-	-	-
144.1.5 Disciplinary procedures for Judges - 4. Other						-	-		0	-	-	-	-	-	-	-	-	-
144.2.1 Disciplinary procedures for Prosecutors - Total number (1+2+3+4)						-	-		8	-	-	-	-	-	-	-	-	-
144.2.2 Disciplinary procedures for Prosecutors - 1. Breach of professional ethics						-	-		1	-	-	-	-	-	-	-	-	-
144.2.3 Disciplinary procedures for Prosecutors - 2. Professional inadequacy									5	-	-	-	-	-	-	-	-	-
144.2.4 Disciplinary procedures for Prosecutors - 3. Criminal offence									0	-	-	-	-	-	-	-	-	-
144.2.5 Disciplinary procedures for Prosecutors - 4. Other									2	-	-	-	-	-	-	-	-	-
145.1.1 Sanctions against Judges - Total number (total 1 to 9)									10	-	-	-	-	-	-	-	-	-
145.1.2 Sanctions against Judges - 1. Reprimand									2	-	-	-	-	-	-	-	-	-
145.1.3 Sanctions against Judges - 2. Suspension									NAP	-	-	-	-	-	-	-	-	-
145.1.4 Sanctions against Judges - 3. Withdrawal from cases									NAP	-	-	-	-	-	-	-	-	-
145.1.5 Sanctions against Judges - 4. Fine									0	-	-	-	-	-	-	-	-	-
145.1.6 Sanctions against Judges - 5. Temporary reduction of salary									8	-	-	-	-	-	-	-	-	-
145.1.7 Sanctions against Judges - 6. Position downgrade									0	-	-	-	-	-	-	-	-	-
145.1.8 Sanctions against Judges - 7. Transfer to another geographical (court) location									NAP	-	-	-	-	-	-	-	-	-
145.1.9 Sanctions against Judges - 8. Resignation									0	-	-	-	-	-	-	-	-	-
145.1.10 Sanctions against Judges - 9. Other									0	-	-	-	-	-	-	-	-	-
145.1.11 Sanctions against Judges - 10. Dismissal									0	-	-	-	-	-	-	-	-	-



Czech Republic (2012-2020) data tables

Question	2012	2013	2014	2015	2016	2017	2018	2019	2020	Variations for quantitative questions								
										2012-2020	2012-2013	2013-2014	2014-2015	2015-2016	2016-2017	2017-2018	2018-2019	2019-2020
145.2.1 Sanctions against Prosecutors - Total number (total 1 to 9)									7	-	-	-	-	-	-	-	-	-
145.2.2 Sanctions against Prosecutors - 1. Reprimand									2	-	-	-	-	-	-	-	-	-
145.2.3 Sanctions against Prosecutors - 2. Suspension									NAP	-	-	-	-	-	-	-	-	-
145.2.4 Sanctions against Prosecutors - 3. Withdrawal from cases									NAP	-	-	-	-	-	-	-	-	-
145.2.5 Sanctions against Prosecutors - 4. Fine									0	-	-	-	-	-	-	-	-	-
145.2.6 Sanctions against Prosecutors - 5. Temporary reduction of salary									5	-	-	-	-	-	-	-	-	-
145.2.7 Sanctions against Prosecutors - 6. Position downgrade									0	-	-	-	-	-	-	-	-	-
145.2.8 Sanctions against Prosecutors - 7. Transfer to another geographical (court) location									NAP	-	-	-	-	-	-	-	-	-
145.2.9 Sanctions against Prosecutors - 8. Resignation									0	-	-	-	-	-	-	-	-	-
145.2.10 Sanctions against Prosecutors - 9. Other									0	-	-	-	-	-	-	-	-	-
145.2.11 Sanctions against Prosecutors - 10. Dismissal									0	-	-	-	-	-	-	-	-	-
Lawyers																		
Tables 7.6.1, 7.6.2, 7.6.3, 7.7 and 7.8																		
146.1.1 Total number of lawyers practising	10 944	10 255	11 842	12 300	11 310	11 587	11 180	12 188	12 267	12,1%	-6,3%	15,5%	3,9%	-8,0%	2,4%	-3,5%	9,0%	0,6%
146.2.1 Practicing lawyers - man	-	-	-	-	-	-	7 176	7 333	7 360	-	-	-	-	-	-	-	2,2%	0,4%
146.3.1 Practicing lawyers - woman	-	-	-	-	-	-	4 704	4 855	4 907	-	-	-	-	-	-	-	3,2%	1,1%
147 Does this figure include “legal advisors” who cannot represent their clients in court (for example, some solicitors or in-house counsellors)?			No	No	False	False	False	False	False	-	-	-	-	-	-	-	-	-

Czech Republic (2012-2020) data tables

Question	2012	2013	2014	2015	2016	2017	2018	2019	2020	Variations for quantitative questions									
										2012-2020	2012-2013	2013-2014	2014-2015	2015-2016	2016-2017	2017-2018	2018-2019	2019-2020	
Indicator 8: The existence and use of alternative dispute resolution methods																			
Table 8.1 8.2 and 8.3																			
166 Number of accredited or registered mediators who practice judicial mediation:	388	442	421	589	620	660	657	589	669	72,4%	13,9%	-4,8%	39,9%	5,3%	6,5%	-0,5%	-10,4%	13,6%	
167.1.1 Total number started					NA	NA	NA	NA	NA	-	-	-	-	-	-	-	-	-	
167. 1.2 Civil and commercial cases - started					NA	NA	NA	NA	NA	-	-	-	-	-	-	-	-	-	
167. 1.2 Family cases - started					NA	NA	NA	NA	NA	-	-	-	-	-	-	-	-	-	
167.1.4 Administrative cases - started					NA	NA	NA	NA	NA	-	-	-	-	-	-	-	-	-	
167.1.5 Labour cases including employment dismissal cases - started					NA	NA	NA	NA	NA	-	-	-	-	-	-	-	-	-	
167.1.6. Criminal cases - started					982	632	681	768	471	-	-	-	-	-	-35,6%	7,8%	12,8%	-38,7%	
167.1.7 Consumer cases - started					-	-	NA	NA	NA	-	-	-	-	-	-	-	-	-	

Key: Variation of more than (+ -) 20%