

# Judiciary at a glance in Czech Republic

(2021 data)

## General data

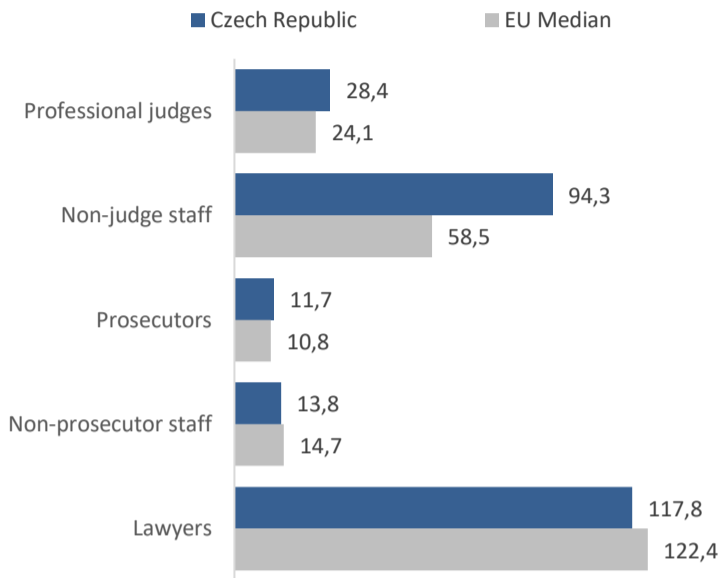
**Population:** 10 516 707

**GDP per capita:** 22 267 €

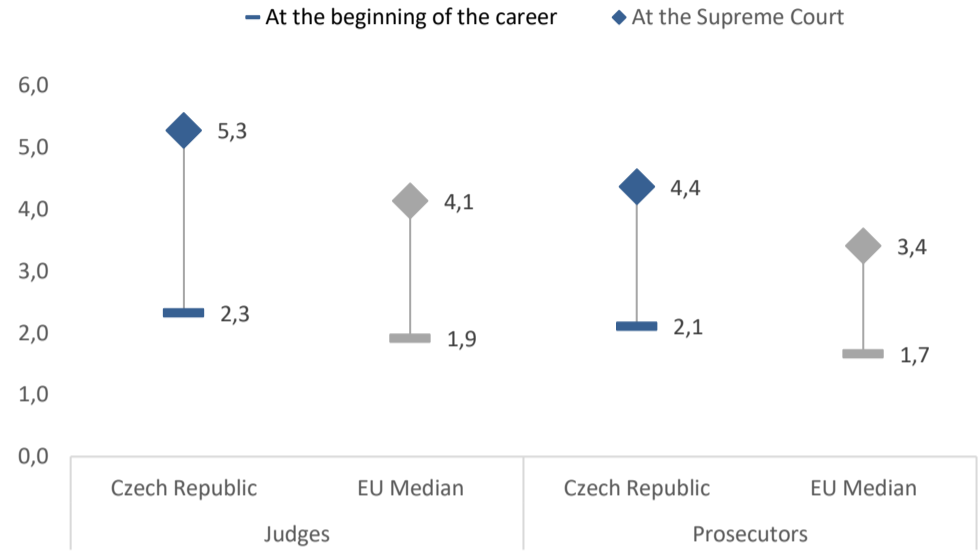
**Average annual salary:** 18 296 €

## Professionals

Judicial professionals per 100 000 inhabitants

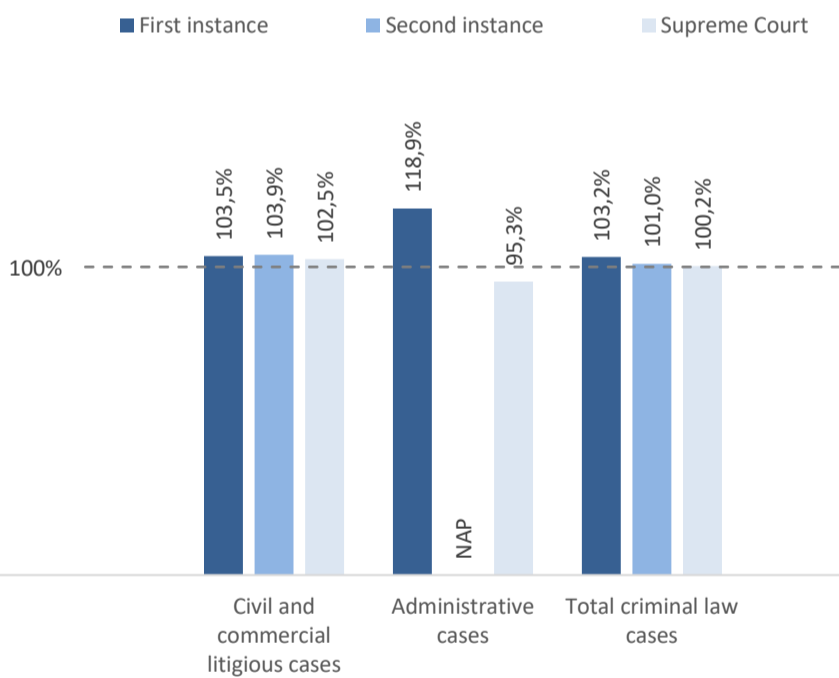


Gross salaries of judges and prosecutors vs average annual salary in 2021

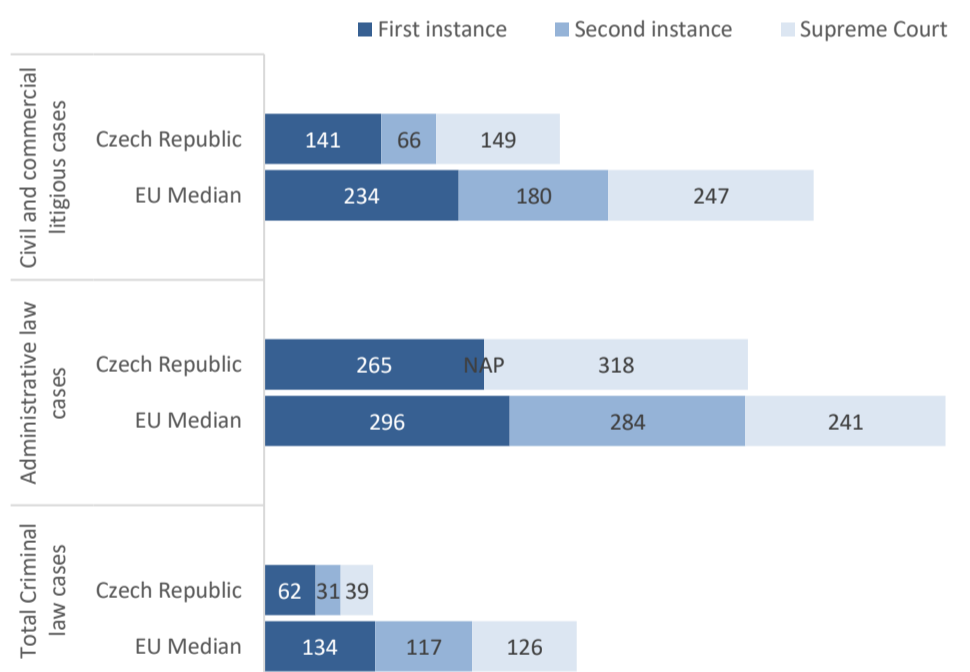


## Efficiency

Clearance Rate by instance and by matter in 2021 (%)

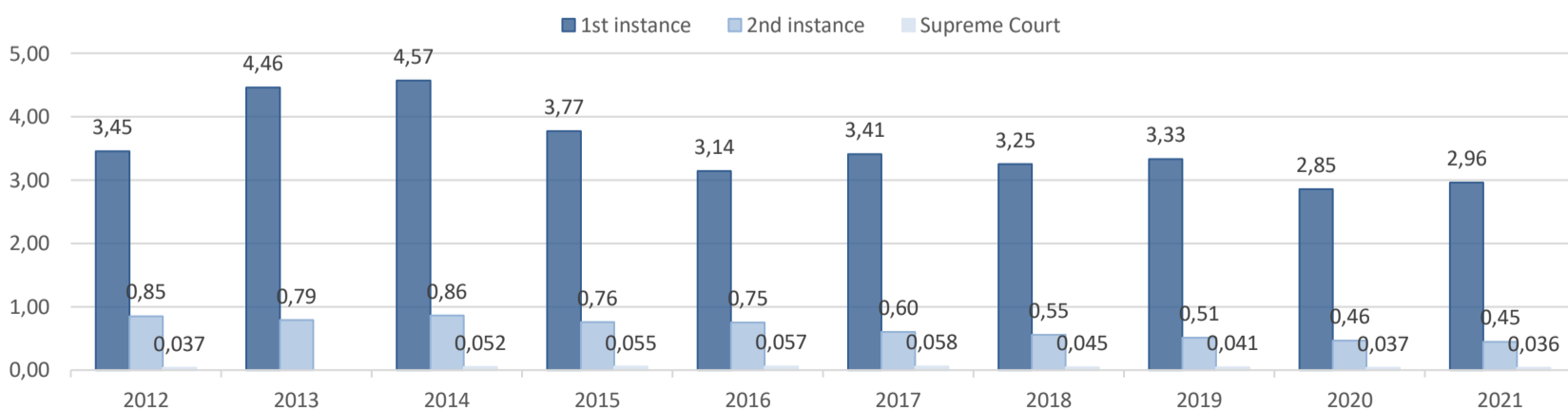


Disposition Time by instance and by matter in 2021 (days)



## Incoming cases per 100 inhabitants

Incoming Civil (and commercial) litigious cases per 100 inhabitants\*



\* Please note that there is no data for the Supreme Court cases for 2013.

Synthesis table for the main indicators for:

Czech Republic

Economic and demographic data	2012	2013	2014	2015	2016	2017	2018	2019	2020	2021	Trend 2012-2021	Variations	
												2012-2021	2020-2021
Population	10 509 286	10 510 719	10 524 783	10 553 843	10 578 820	10 589 526	10 649 800	10 669 324	10 701 777	10 516 707		0,1%	-1,7%
GDP per capita	14 557	13 473	14 602	15 985	16 700	18 095	19 489	20 830	20 278	22 267		53,0%	9,8%
Exchange rate (local currency needed to obtain 1€)	25,14	27,43	27,73	27,03	27,02	25,54	25,73	25,41	26,25	24,86		-1,1%	-5,3%
Average annual salary	12 463		11 083		12 253		14 365	16 116	16 279	18 296		46,8%	12,4%

Resources	2012	2013	2014	2015	2016	2017	2018	2019	2020	2021	Trends 2012-2021	2012-2021	2020-2021
Professional judges per 100 000 inhab.	29,1	29,1	28,8	28,6	28,4	28,4	28,4	28,2	28,1	28,4		-2,2%	1,2%
Non-judge staff per 100 000 inhab.	86,9	86,6	88,4	89,2	91,8	93,4	92,6	93,6	92,7	94,3		8,5%	1,7%
Public prosecutors per 100 000 inhabitants									11,4	11,7			2,5%
Non-prosecutors staff per 100 000 inhab.									13,8	13,8			0,4%
Lawyers per 100 000 inh.	104,1	97,6	112,5	116,5	106,9	109,4	105,0	114,2	114,6	117,8		13,1%	2,8%
Mediators	3,7	4,2	4,0	5,6	5,9	6,2	6,2	5,5	6,3	6,5		76,7%	4,3%

First instance incoming cases per 100 inhab.	2012	2013	2014	2015	2016	2017	2018	2019	2020	2021	Trends 2012-2021	2012-2021	2020-2021
Civil and commercial litigious cases	3,455	4,463	4,570	3,773	3,142	3,411	3,251	3,330	2,854	2,960		-14,3%	3,7%
Administrative law cases	NAP	NAP	0,1	0,087	0,108	0,104	0,111	0,099	0,094	0,088		NAP	-5,5%
Total criminal law cases									0,609	0,593			-2,6%

First instance performance indicators (Clearance Rate)	2012	2013	2014	2015	2016	2017	2018	2019	2020	2021	Trends 2012-2021	2012-2021 (percentage points)	2020-2021 (percentage points)
CR civil and commercial litigious cases	99%	90%	105%	107%	110%	101%	102%	101%	98%	103%		4,65	5,51
CR administrative law cases	NAP	NAP	91%	92%	80%	92%	88%	107%	113%	119%		NAP	6,35
CR total criminal law cases									100%	103%			3,03

First instance performance indicators (Disposition Time)	2012	2013	2014	2015	2016	2017	2018	2019	2020	2021	Trends 2012-2021	2012-2021	2020-2021
DT civil and commercial litigious cases (days)	174	187	163	159	153	157	149	140	165	141		-18,9%	-14,5%
DT administrative law cases (days)	NAP	NAP	415	437	421	408	412	356	317	265		NAP	-16,4%
DT total criminal law cases (days)									72	62			-14,4%

First instance pending cases per 100 inhab. on 31 dec.	2012	2013	2014	2015	2016	2017	2018	2019	2020	2021	Trends 2012-2021	2012-2021	2020-2021
Civil and commercial litigious cases	1,63	2,07	2,14	1,76	1,45	1,49	1,34	1,29	1,26	1,18		-27,3%	-6,4%
Administrative law cases	NAP	NAP	0,09	0,10	0,10	0,11	0,11	0,10	0,09	0,08		NAP	-16,6%
Total criminal law cases									0,12	0,10			-14,1%

Second instance performance indicators (Clearance Rate)	2012	2013	2014	2015	2016	2017	2018	2019	2020	2021	Trends 2012-2021	2012-2021 (percentage points)	2020-2021 (percentage points)
CR civil and commercial litigious cases			102%	102%	102%	103%	102%	103%	100%	104%			4,24
CR administrative law cases			NAP	NAP	NAP	NAP	NAP	NAP	NAP	NAP			NAP
CR total criminal law cases									99%	101%			2,47

Second instance performance indicators (Disposition Time)	2012	2013	2014	2015	2016	2017	2018	2019	2020	2021	Trends 2012-2021	2012-2021	2020-2021
DT civil and commercial litigious cases (days)			73	74	69	74	75	68	79	66			-16,1%
DT administrative law cases (days)			NAP	NAP	NAP	NAP	NAP	NAP	NAP	NAP			NAP
DT total criminal law cases (days)									34	31			-9,1%

Supreme court performance indicators (Clearance Rate)	2012	2013	2014	2015	2016	2017	2018	2019	2020	2021	Trends 2012-2021	2012-2021 (percentage points)	2020-2021 (percentage points)
CR civil and commercial litigious cases			96%	101%	98%	101%	110%	110%	108%	102%			-5,35
CR administrative law cases			102%	NA	91%	88%	85%	91%	94%	95%			1,51
CR total criminal law cases									102%	100%			-2,12

Supreme court performance indicators (Disposition Time)	2012	2013	2014	2015	2016	2017	2018	2019	2020	2021	Trends 2012-2021	2012-2021	2020-2021
DT civil and commercial litigious cases (days)			201	178	179	171	167	151	143	149			3,6%
DT administrative law cases (days)			156	NA	176	200	262	271	302	318			5,0%
DT total criminal law cases (days)									38	39			2,0%

## 1. Judicial organisation in Czech Republic (2021 data)

The Czech Republic has a four-tier court system.

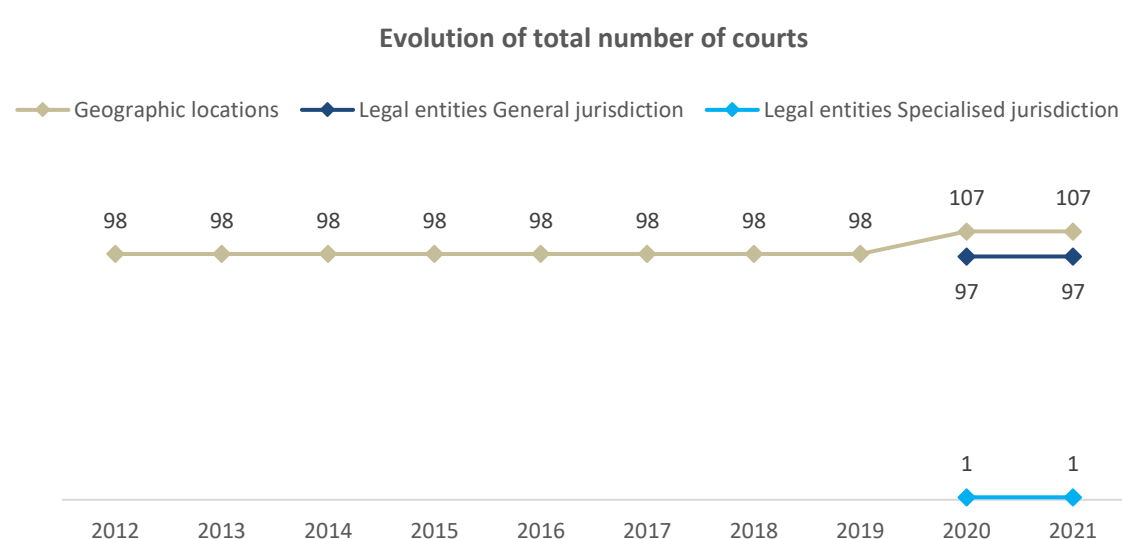
In 2021, the number of courts considered as legal entities is 98. Namely, there are 97 courts of general jurisdiction.

There are no first instance specialised courts. However, there is one highest instance specialised court which is the Supreme Administrative Court.

Among the 97 legal entities of general jurisdiction, 86 act at first instance, 10 at second instance and one at third instance. In terms of geographic locations, there are 107 courts among which 89 are of first instance. In fact, 6 Regional courts and 3 district courts have their branches in other cities.

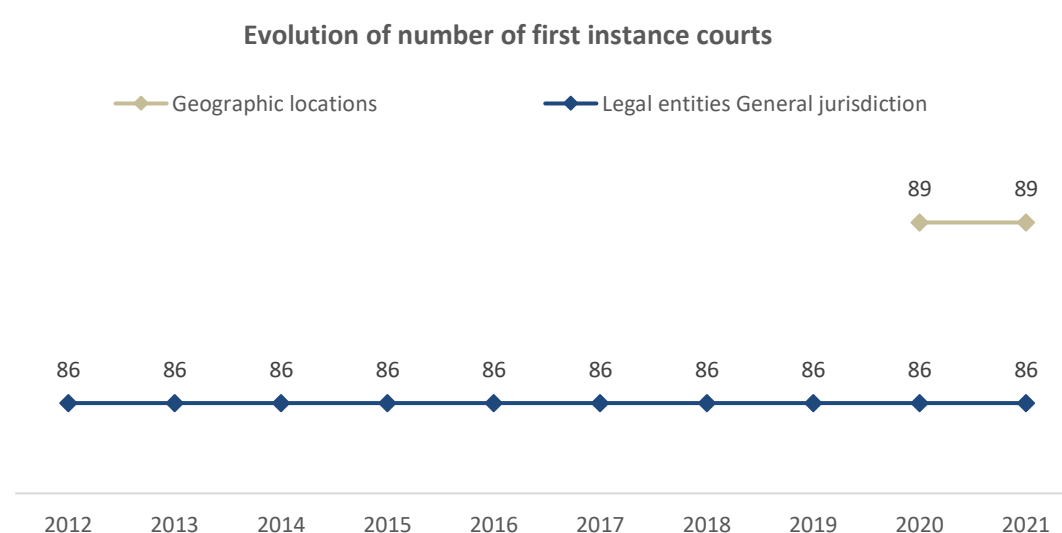
### Evolution of total number of courts

Total number of courts	Geographic locations	Legal entities	
		General jurisdiction	Specialised jurisdiction
2012	98		
2013	98		
2014	98		
2015	98		
2016	98		
2017	98		
2018	98		
2019	98		
2020	107	97	1
2021	107	97	1



### Evolution of number of first instance courts

First instance courts	Geographic locations	Legal entities	
		General jurisdiction	Specialised jurisdiction
2012		86	NAP
2013		86	NAP
2014		86	NAP
2015		86	NAP
2016		86	NAP
2017		86	NAP
2018		86	NAP
2019		86	NAP
2020	89	86	NAP
2021	89	86	NAP



### Specialised Courts

Specialised courts	First instance	Higher instance
Total	NAP	1
Commercial courts (excluded insolvency courts)	NAP	NAP
Insolvency courts	NAP	NAP
Labour courts	NAP	NAP
Family courts	NAP	NAP
Rent and tenancies courts	NAP	NAP
Enforcement of criminal sanctions courts	NAP	NAP
Fight against terrorism, organised crime and corruption	NAP	NAP
Internet related disputes	NAP	NAP
Administrative courts	NAP	1
Insurance and / or social welfare courts	NAP	NAP
Military courts	NAP	NAP
Juvenile courts	NAP	NAP
Other specialised courts	NAP	NAP

There are no specialised first instance courts, but judges within individual courts are specialised (e.g. for family, labour and enforcement cases at district courts, and insolvency and administrative cases at regional courts as first instance courts).

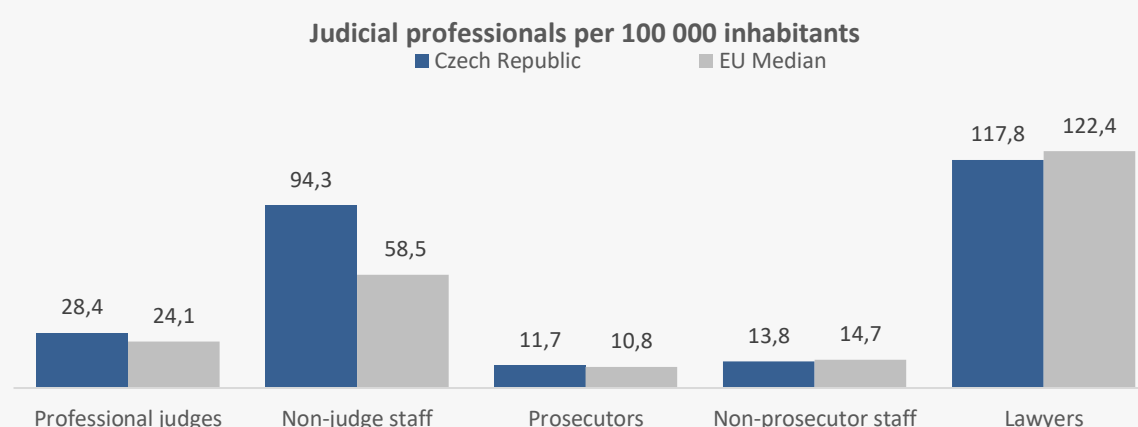
As already mentioned above, the Supreme Administrative Court constitutes the sole higher instance specialised court.

## 2. Professionals of justice in Czech Republic (2021 data)

### Judicial professionals (summary)

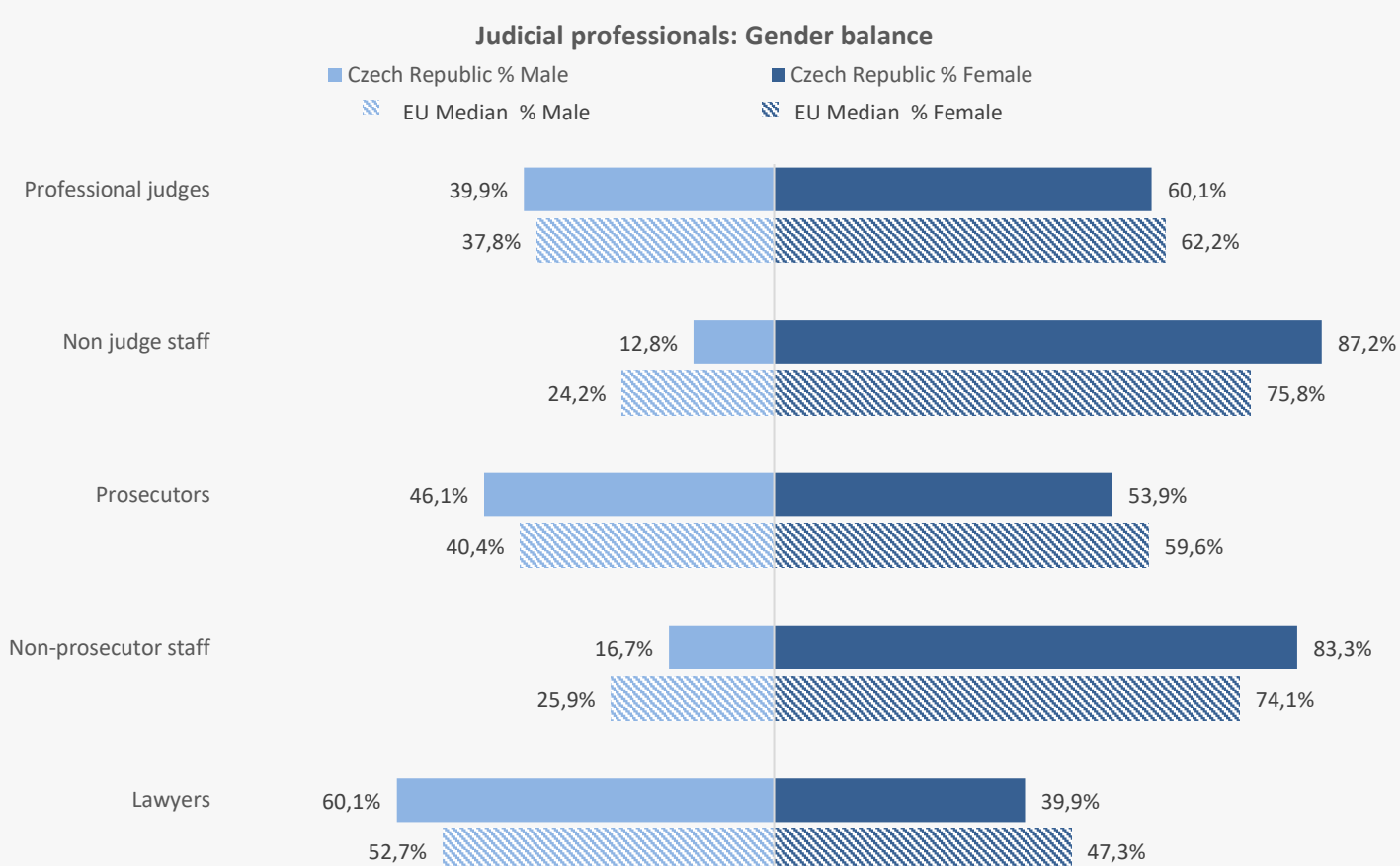
#### Judicial professionals in absolute number and per 100 000 inhabitants

	Absolute number	Per 100 000 inhabitants	EU Median
Professional judges	2 990	28,4	24,1
Non-judge staff	9 914	94,3	58,5
Prosecutors	1 233	11,7	10,8
Non-prosecutor staff	1 454	13,8	14,7
Lawyers	12 390	117,8	122,4



#### Judicial professionals: Gender balance

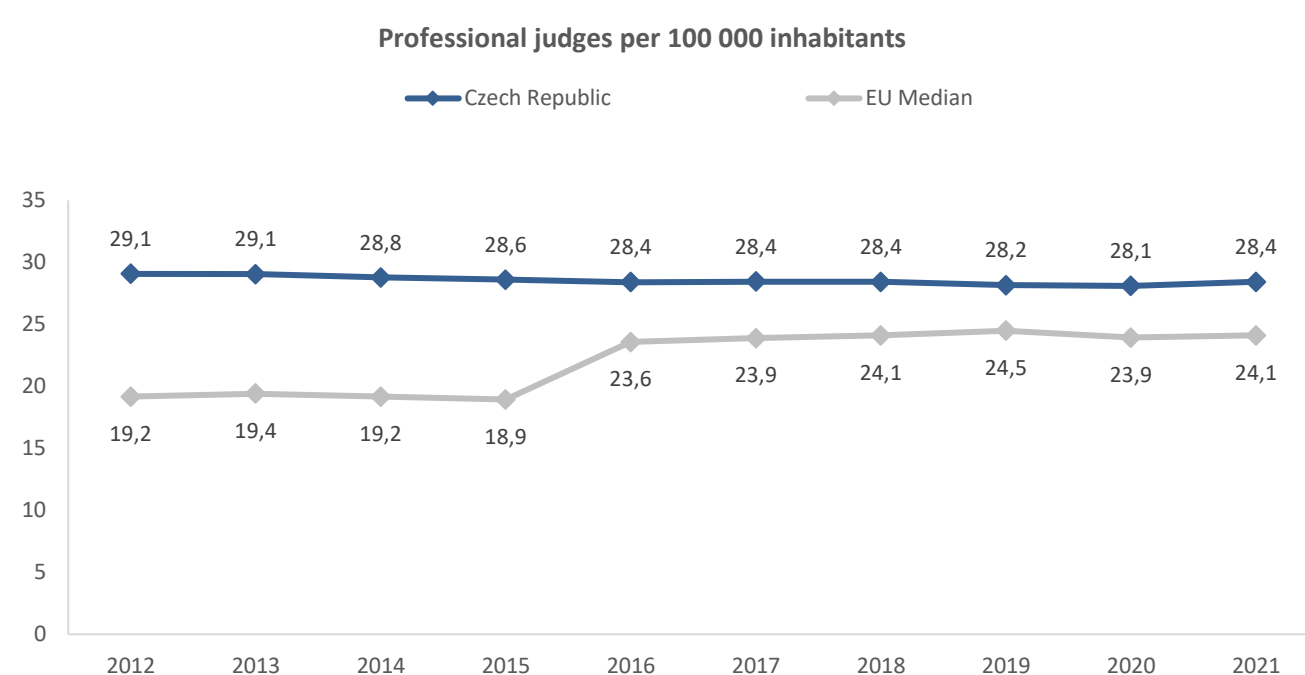
	% Male	% Female
Professional judges	39,9%	60,1%
Non judge staff	12,8%	87,2%
Prosecutors	46,1%	53,9%
Non-prosecutor staff	16,7%	83,3%
Lawyers	60,1%	39,9%



### Professional judges

#### Evolution of the number of professional judges since 2012 (Q46)

Number of professional judges	Per 100 000 inhabitants	
	Czech Republic	EU Median
2012	3 055	29,1
2013	3 054	29,1
2014	3 028	28,8
2015	3 018	28,6
2016	3 005	28,4
2017	3 012	28,4
2018	3 029	28,4
2019	3 006	28,2
2020	3 007	28,1
2021	2 990	28,4



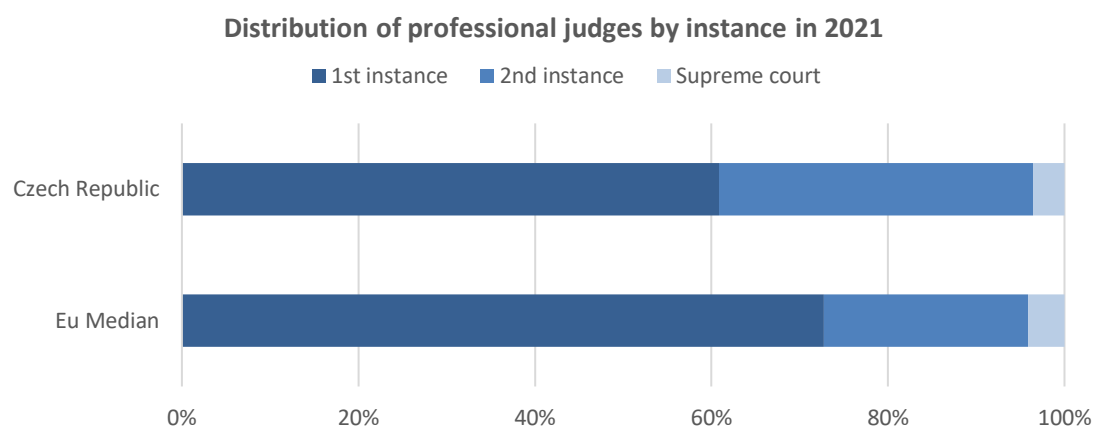
According to 2021 data, the total number of professional judges sitting in courts (all instances) in Czech Republic is 2 990, which is -0,6% less than in previous cycle.

More precisely, in the Czech Republic, there are 28,43 professional judges per 100 000 inhabitants (this figure is above the EU median of 24,11 judges per 100 000 inhabitants) and about 3,32 non-judge staff per judge.

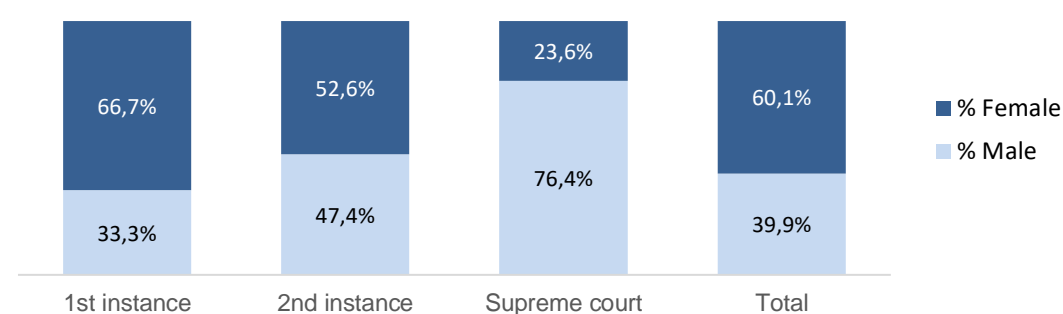
There is no significant difference compared with previous cycle when this ratio was at 3,30 non-judge staff per judge.

### Absolute number of professional judges by instance and gender

Professional judges 2021	Total	Distribution by instance	Male	Female	% Male	% Female
1st instance	1 819	60,8%	606	1 213	33,3%	66,7%
2nd instance	1 065	35,6%	505	560	47,4%	52,6%
Supreme court	106	3,5%	81	25	76,4%	23,6%
<b>Total</b>	<b>2 990</b>		<b>1 192</b>	<b>1 798</b>	<b>39,9%</b>	<b>60,1%</b>



Distribution of professional judges by gender and by instance in Czech Republic



In this cycle, the total number of female professional judges (all instances) is 1 798, which represents 60,1% of the total number of judges.

The total number of judges is distributed among the different judicial instances in the following way: 1 819 are sitting in first instance courts (of which 1 213 are Female); 1 065 are sitting in second instance courts (of which 560 are Female) and 106 are sitting in Supreme Court (of which 25 are Female).

Compared with the EU distribution of professional judges per instance, the trend in the Czech Republic is similar. The number of first instance judges is predominant but lower than at the EU level. The number of second instance judges is higher than the EU median, while the number of third instance judges is slightly lower.

As regards the distribution of the number of judges among the different judicial instances, the Czech Republic presents some peculiarities which should be mentioned. Indeed, the Czech Republic has a four-tier system. The number of judges of the two High Courts is included in the number of second instance judges. This methodology of presentation of data is applied since 2013, while for the previous evaluations, magistrates of the High Courts were considered as third instance judges.

As regards the distribution male/female, it has to be specified that female judges do not have the majority only at third instance.

### Absolute number of professional judges by instance and matter

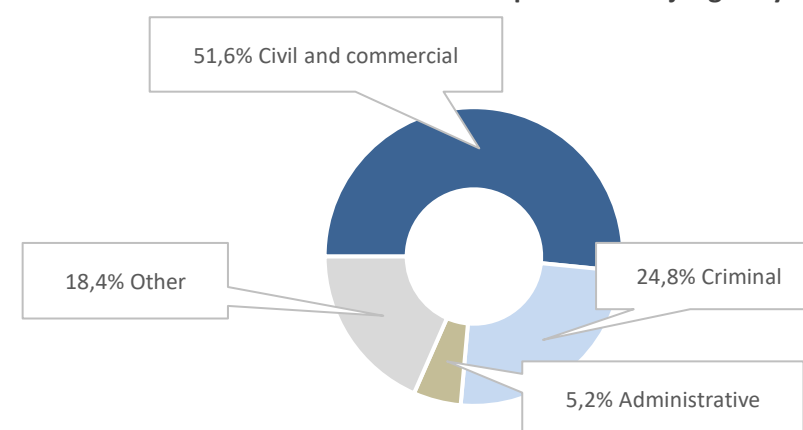
Professional judges 2021	Total	Civil and commercial	Criminal	Administrative	Other
1st instance	1 819	987	432	0	400
2nd instance	1 065	507	288	119	151
Supreme court	106	48	23	35	0
<b>Total</b>	<b>2 990</b>	<b>1 542</b>	<b>743</b>	<b>154</b>	<b>551</b>

In the Czech Republic, the distribution of judges by categories of cases is possible as presented in the graph below.

### Distribution of professional judges by instance and matter

Distribution of Professional judges by instance and matter 2021	Civil and commercial	Criminal	Administrative	Other
1st instance	54,3%	23,7%	0,0%	22,0%
2nd instance	47,6%	27,0%	11,2%	14,2%
Supreme court	45,3%	21,7%	33,0%	0,0%
<b>Total</b>	<b>51,6%</b>	<b>24,8%</b>	<b>5,2%</b>	<b>18,4%</b>

Distribution of the total number of professional judges by matter

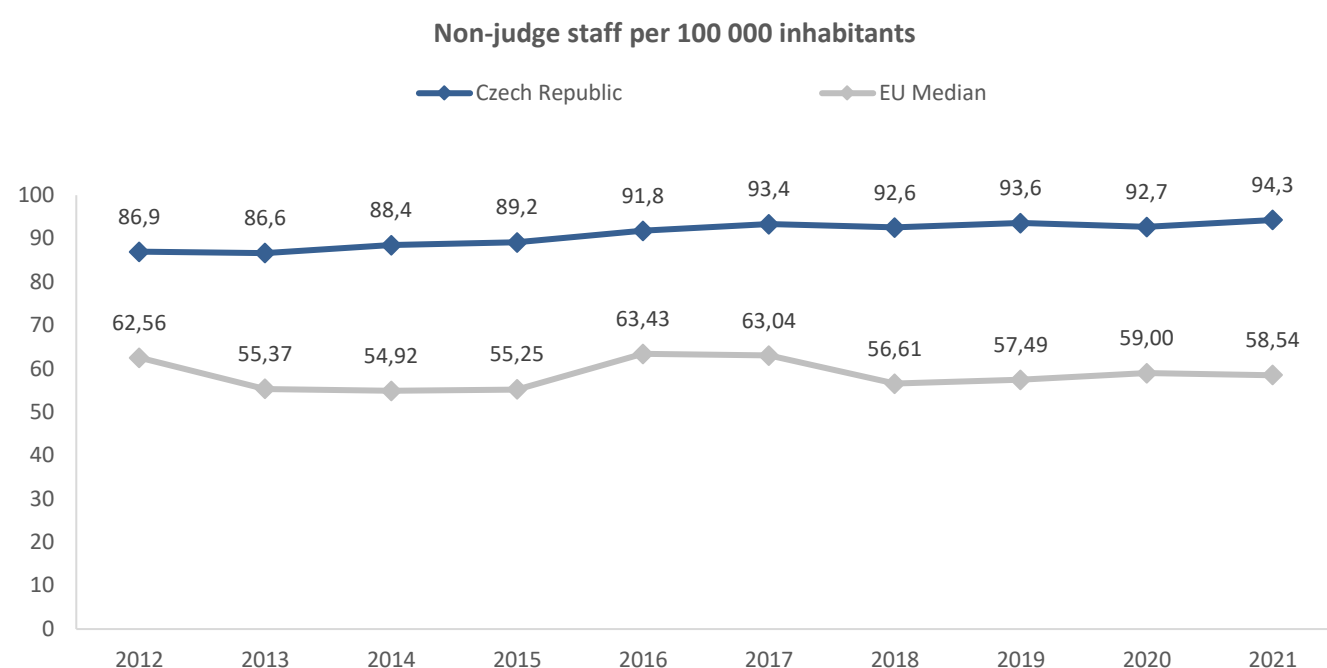


The category "Other" encompasses insolvency proceedings and guardianship proceedings.



## Non-judge staff

Number of non-judge staff	Absolute Number	Per 100 000 inhabitants	
	Czech Republic	Czech Republic	EU Median
2012	9 135	86,9	62,6
2013	9 107	86,6	55,4
2014	9 309	88,4	54,9
2015	9 409	89,2	55,2
2016	9 714	91,8	63,4
2017	9 887	93,4	63,0
2018	9 857	92,6	56,6
2019	9 989	93,6	57,5
2020	9 921	92,7	59,0
2021	9 914	94,3	58,5



In 2021, the Czech Republic has 9 914 non-judge staff (of which 8 646 are Female). The total number of non-judge staff in comparison with the previous cycle reveals a decrease of -0,1%.

In 2021, the number of non-judge staff per 100 000 inhabitants has increased (from 92,7 in 2020 to 94,3 in 2021).

During the same period, the number of judges per 100 000 inhabitants evolved from 28,1 judges per 100 000 inhabitants in 2020 to 28,4 in 2021.

Number of non-judge staff by category in 2021	Absolute number	in %
Total	9 914	
Rechtspfleger	2 538	25,6%
Non-judge staff assisting the judge	4 505	45,4%
Staff in charge of administrative tasks	2 169	21,9%
Technical staff	649	6,5%
Other	53	0,5%

In this cycle, the non-judge staff is broken down as follows:

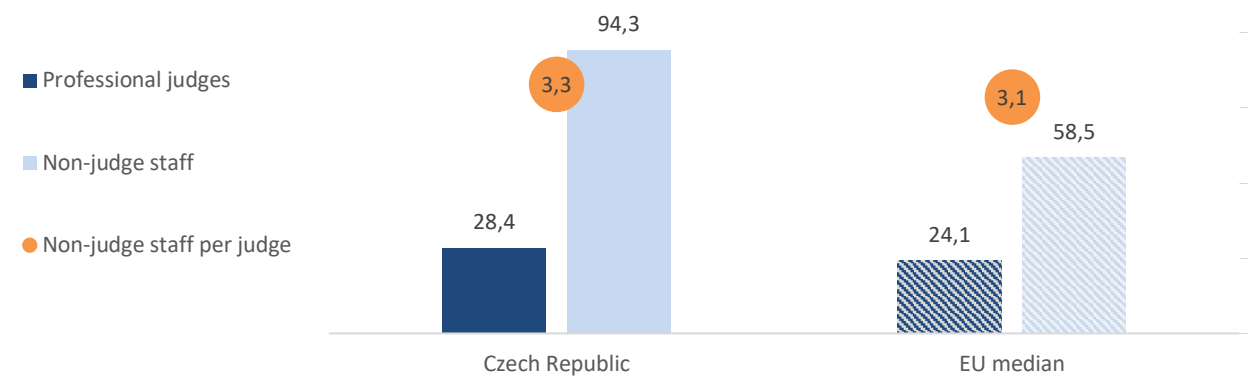
- 2 538 Rechtspfleger (or similar bodies) with judicial or quasi-judicial tasks having autonomous competence and whose decisions could be subject to appeal (among which 2 132 are Female);
- 4 505 non-judge staff whose task is to assist the judges such as registrars (of which 4 263 are Female);
- 2 169 staff in charge of different administrative tasks and of the court management (of which 1 822 are Female);
- 649 technical staff (of which 402 are Female);
- 53 other (of which 27 are Female);

The category "other" encompasses judicial trainees or staff in charge of court documentation, press centre and telephone exchange. The judicial trainee is entitled to perform the acts of the court under the conditions and to the extent specified in factual and time plan of the preparatory service which is compiled by the chairman of the regional court after consultation with the advisory board for the education of trainees. Nowadays, there are few judicial trainees and in 2022 the title is replaced by a "judicial candidate".

## Ratio between professional judges and non-judge staff

Per 100 000 inhabitants	Czech Republic	EU median
<b>Professional judges</b>	28,4	24,1
<b>Non-judge staff</b>	94,3	58,5
<b>Non-judge staff per judge</b>	3,3	3,1

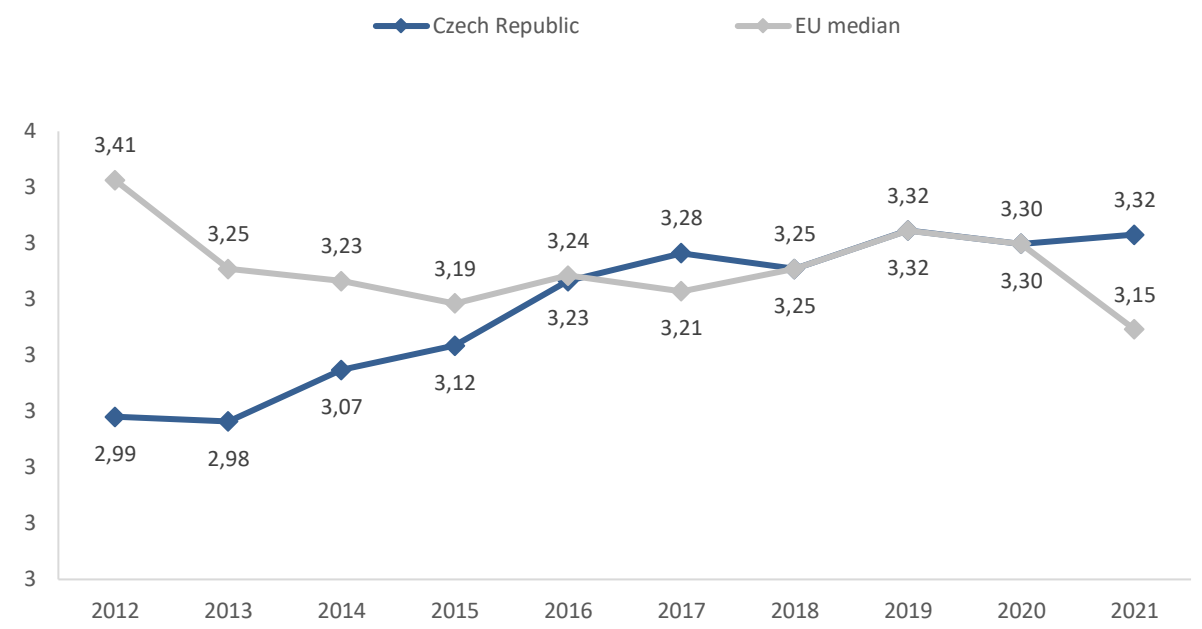
Professional judges and non-judge staff per 100 000 inhabitants, and their ratio



## Evolution of the ratio between professional judges and non-judge staff

	Judges per 100 000 inh.		Non-judge staff per 100 000 inh.		Ratio between professional judges and non-judge staff	
	Czech Republic	Czech Republic	Czech Republic	EU median	Czech Republic	EU median
2012	29,1	86,9	2,99	3,4		
2013	29,1	86,6	3,0	3,3		
2014	28,8	88,4	3,1	3,2		
2015	28,6	89,2	3,1	3,2		
2016	28,4	91,8	3,2	3,2		
2017	28,4	93,4	3,3	3,2		
2018	28,4	92,6	3,3	3,3		
2019	28,2	93,6	3,3	3,3		
2020	28,1	92,7	3,3	3,3		
2021	28,4	94,3	3,3	3,1		

Evolution of the ratio between professional judges and non-judge staff

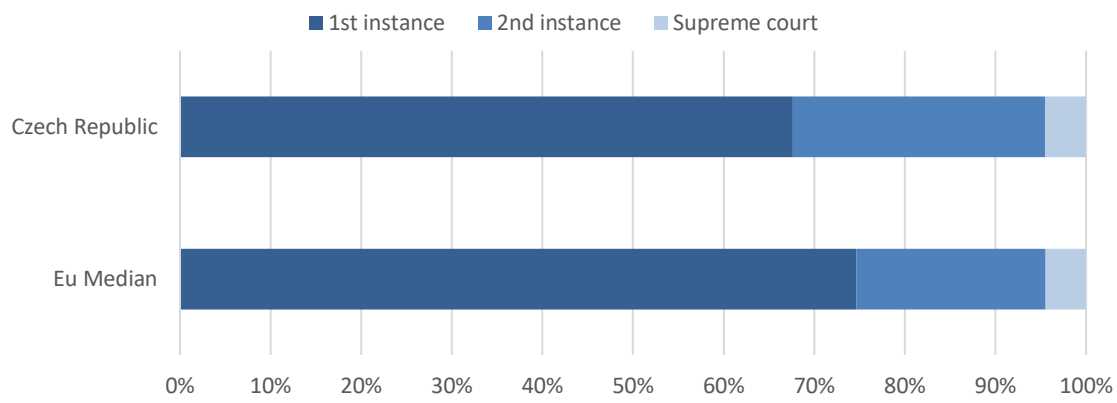


## Public prosecutors

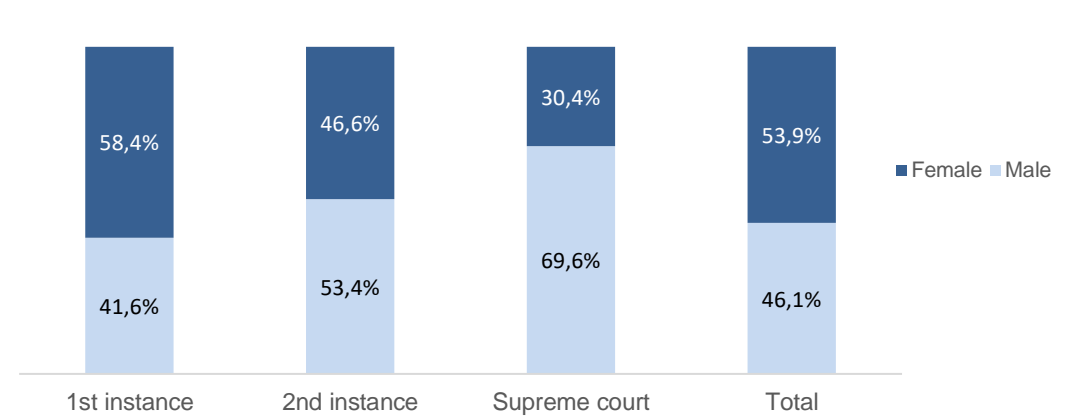
### Absolute number of public prosecutors by instance and gender

2021	Total	Distribution by instance	Male	Female	Male	Female
1st instance	834	67,6%	347	487	41,6%	58,4%
2nd instance	343	27,8%	183	160	53,4%	46,6%
Supreme court	56	4,5%	39	17	69,6%	30,4%
<b>Total</b>	<b>1 233</b>		<b>569</b>	<b>664</b>	<b>46,1%</b>	<b>53,9%</b>

Distribution of public prosecutors by instance in 2021



Distribution of public prosecutors by instance and gender



In this cycle, the total number of Female prosecutors (all instances) is 664, which represents 53,9% of the total number of prosecutors.

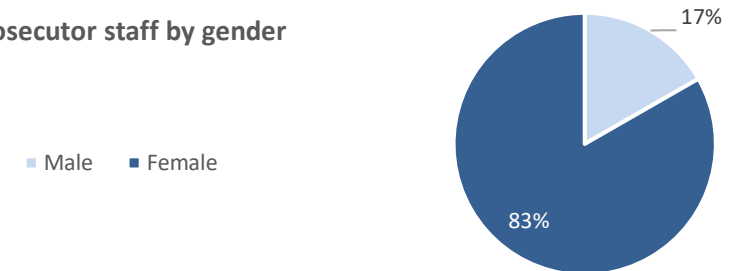
The total number of prosecutors is distributed among the different judicial instances in the following way: 834 in first instance (of which 487 are Female); 343 are in second instance (of which 160 are Female) and 56 in final instance (of which 17 are Female).

As regards the distribution of the number of prosecutors among the different judicial instances, the Czech Republic presents some peculiarities which should be mentioned. Namely, the Czech Republic is endowed with a system of 4 levels of State prosecution offices: district, regional, high and supreme. The number of high public prosecutors is included in the number of prosecutors at second instance level.

## Non-prosecutor staff

Non-prosecutor staff	Total	Male	Female
<b>2021</b>	<b>1 454</b>	<b>243</b>	<b>1 211</b>

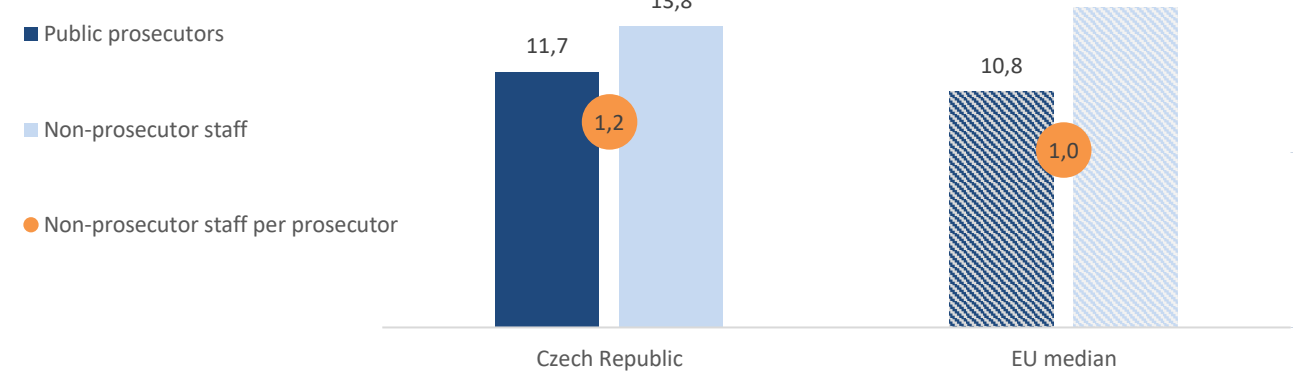
Non-prosecutor staff by gender



## Ratio between non-prosecutor staff and public prosecutors

Per 100 000 inhabitants	Czech Republic	EU median
Public prosecutors	11,7	10,8
Non-prosecutor staff	13,8	14,7
Non-prosecutor staff per prosecutor	1,2	1,0

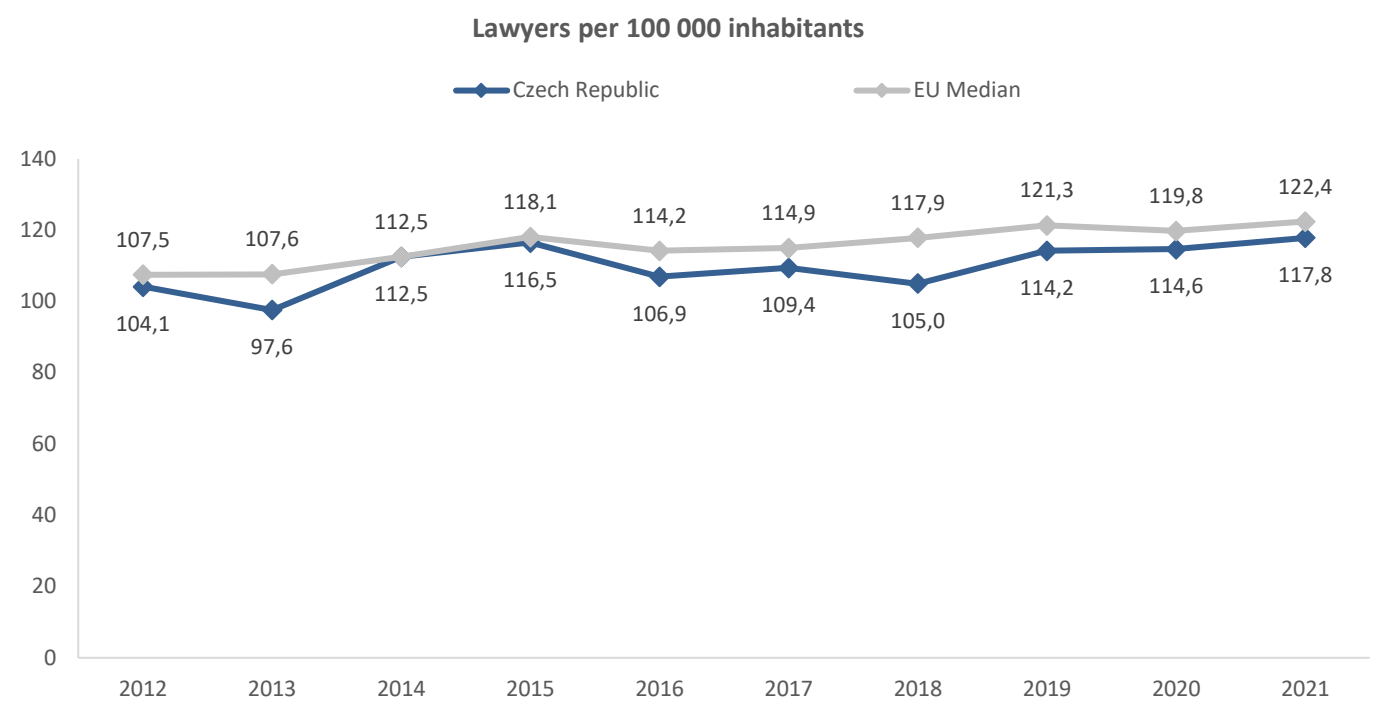
Public prosecutors and non-prosecutor staff per 100 000 inhabitants, and their ratio





## Lawyers

Lawyers	Absolute Number	Per 100 000 inhabitants	
	Czech Republic	Czech Republic	EU Median
2012	10 944	104,1	107,5
2013	10 255	97,6	107,6
2014	11 842	112,5	112,5
2015	12 300	116,5	118,1
2016	11 310	106,9	114,2
2017	11 587	109,4	114,9
2018	11 180	105,0	117,9
2019	12 188	114,2	121,3
2020	12 267	114,6	119,8
2021	12 390	117,8	122,4



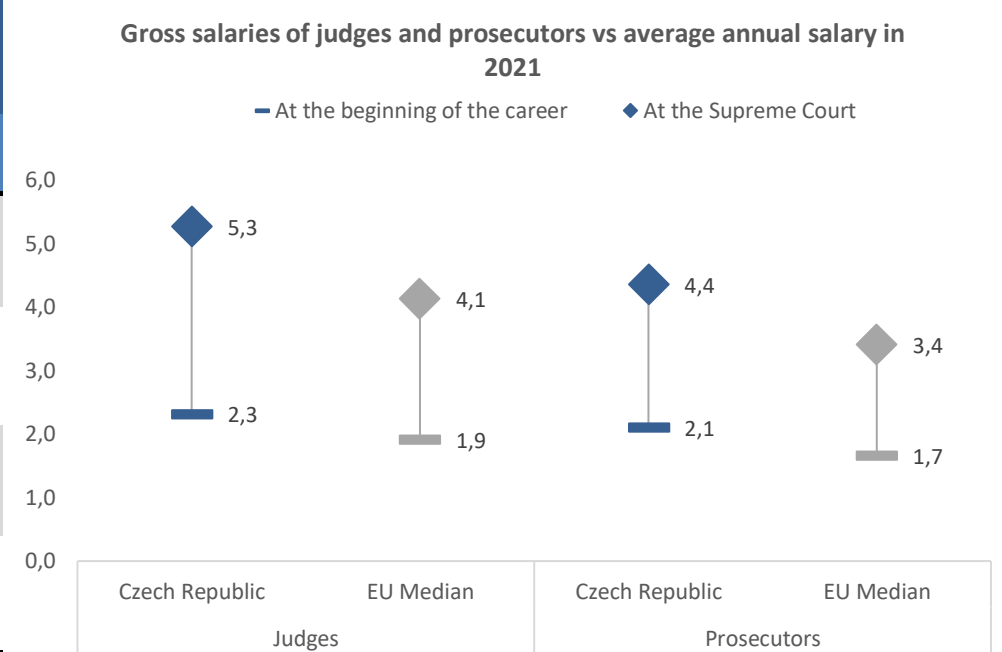
In 2021, there are 12 390 lawyers, which is 1,0% more than in 2020.

There are 4 946 female lawyers which is 40% of the total.

The Czech Republic has 117,8 lawyers per 100 000 inhabitants, which is around the EU median of 122,4 lawyers per 100 000 inhabitants.

## Salaries of professional judges and prosecutors at beginning of a career and at the highest instance

Salaries of professional judges and prosecutors	Average gross annual salary in €	Average net annual salary in €	Ratio with national average annual gross salary	
	Czech Republic		Czech Republic	EU median
First instance professional judge at the beginning of his/her career	42 485€	NA	2,3	1,9
Judge of the Supreme Court or the Highest Appellate Court	96 492€	NA	5,3	4,1
Public prosecutor at the beginning of his/her career	38 564€	NA	2,1	1,7
Public prosecutor of the Supreme Court or the Highest Appellate Instance	79 813€	NA	4,4	3,4



According to 2021 data, the absolute gross salary of a judge at the beginning of his/her career in the Czech Republic of 42 485 € is somewhat below the EU median of 52 534 €. As a ratio with the annual average salary of the country, the salary for a judge at the beginning of his/her career is 2,32 which is higher than the EU median of 1,91.

### 3. Legal aid and court fees in Czech Republic (2021 data)

In Czech Republic, legal aid is available for :

> Representation in court:

- Criminal cases ✔
- Other than criminal cases ✔

> Legal advice, ADR and other legal services:

- Criminal cases ✔
- Other than criminal cases ✔

> Fees related to enforcement of judicial decisions as fees for enforcement agents (Q18) ✔

> Other costs than above (Q19) ✔

Legal aid could be granted at every stage of the proceedings – it could be granted even only for enforcement of judicial decision.

It should be noted that if legal aid is granted, it covers all costs, including lawyer's fees, fees of judicial experts, etc.

#### Number of cases for which legal aid has been granted

Number of cases for which legal aid has been granted Absolute number (in 2021)	Total	Cases brought to court	Cases not brought to court
<b>Total</b>	NA	NA	NA
<b>In criminal cases</b>	NA	NA	NA
<b>In other than criminal cases</b>	NA	NA	NA

Number of cases for which legal aid has been granted Per 100 000 inhabitants (in 2021)	Czech Republic	EU Median
<b>Total</b>	NA	843,9
<b>In criminal cases</b>	NA	406,7
<b>In other than criminal cases</b>	NA	323,9

#### Timeframes of the procedure for granting legal aid (in relation to the duration from the initial legal aid request to the final approval of the legal aid request)

- Maximum duration prescribed in law/regulations: NA
- Actual average duration: NA

## 4. Performance of courts in Czech Republic (2021 data)

### • Efficiency indicators

- Clearance Rate (CR) and Disposition Time (DT)

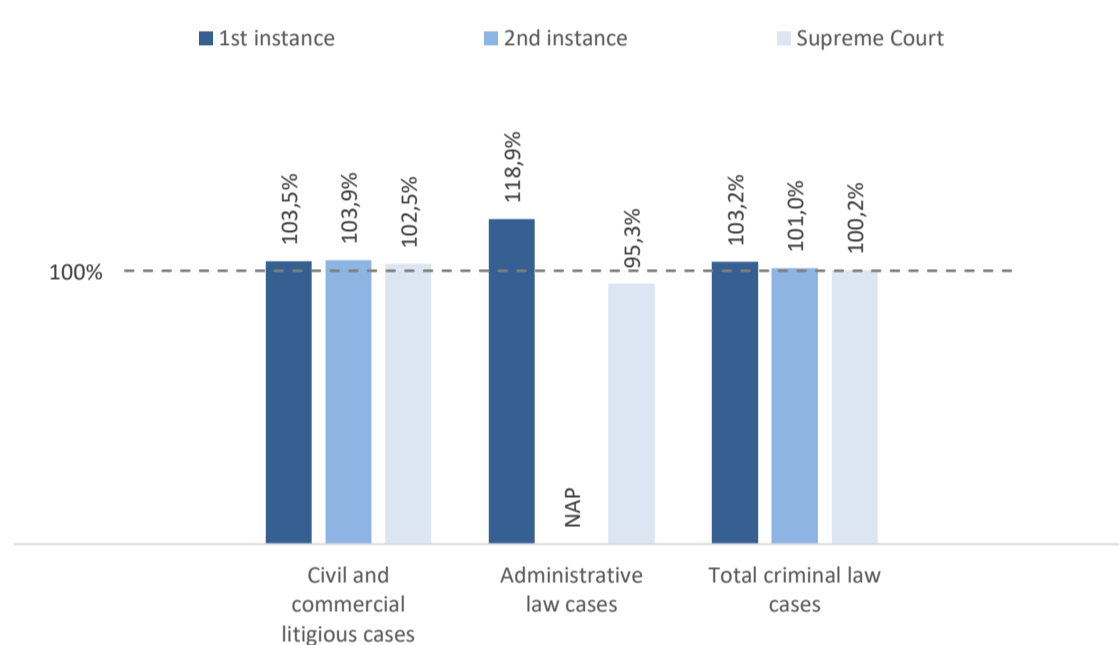
The Clearance Rate shows the capacity of a judicial system to deal with the incoming cases. A Clearance Rate of 100% and higher does not generate backlog.

The Disposition Time determines the estimated number of days necessary for a pending case to be solved in a court.

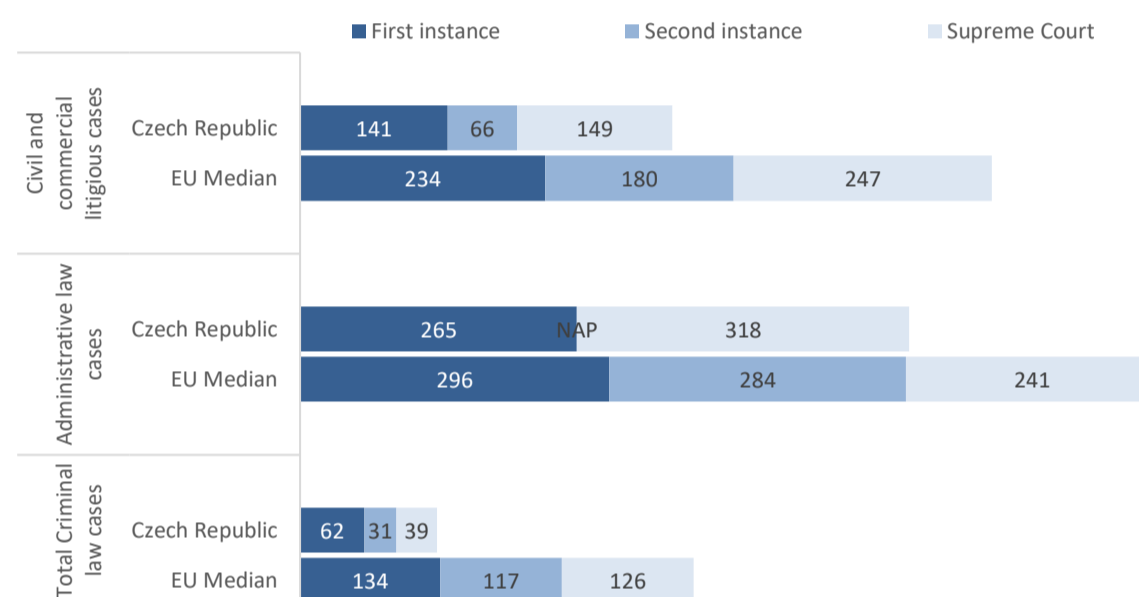
### Overall efficiency by instance and by case matter

Overall efficiency by instance and by case matter		Civil and commercial litigious cases		Administrative law cases		Total criminal law cases	
		Czech Republic	EU Median	Czech Republic	EU Median	Czech Republic	EU Median
Clearance Rate (%)	1st instance	103,5%	102,5%	118,9%	101,7%	103,2%	100,0%
	2nd instance	103,9%	100,4%	NAP	96,8%	101,0%	98,5%
	Supreme Court	102,5%	99,9%	95,3%	100,4%	100,2%	98,3%
Disposition Time (days)	1st instance	141	234	265	296	62	134
	2nd instance	66	180	NAP	284	31	117
	Supreme Court	149	247	318	241	39	126

Clearance Rate by instance and by matter in 2021 (%)



Disposition Time by instance and by matter in 2021 (days)



In 2021, criminal law cases appear to be the fastest in the Czech Republic, more specifically in the second instance, which is similar to the trend observed in the EU for the reference year. At the same time, third instance administrative law cases are the longest in the Czech Republic, and somewhat above the EU median for this type of cases. In all matters, the total length of proceedings in the Czech Republic is well below the EU median, especially for civil litigious cases but also criminal law cases.

At first instance, the Clearance Rate indicator is satisfactory for all types of cases, exceeding the 100% threshold. The Disposition Time is also below the EU median for all types of cases.

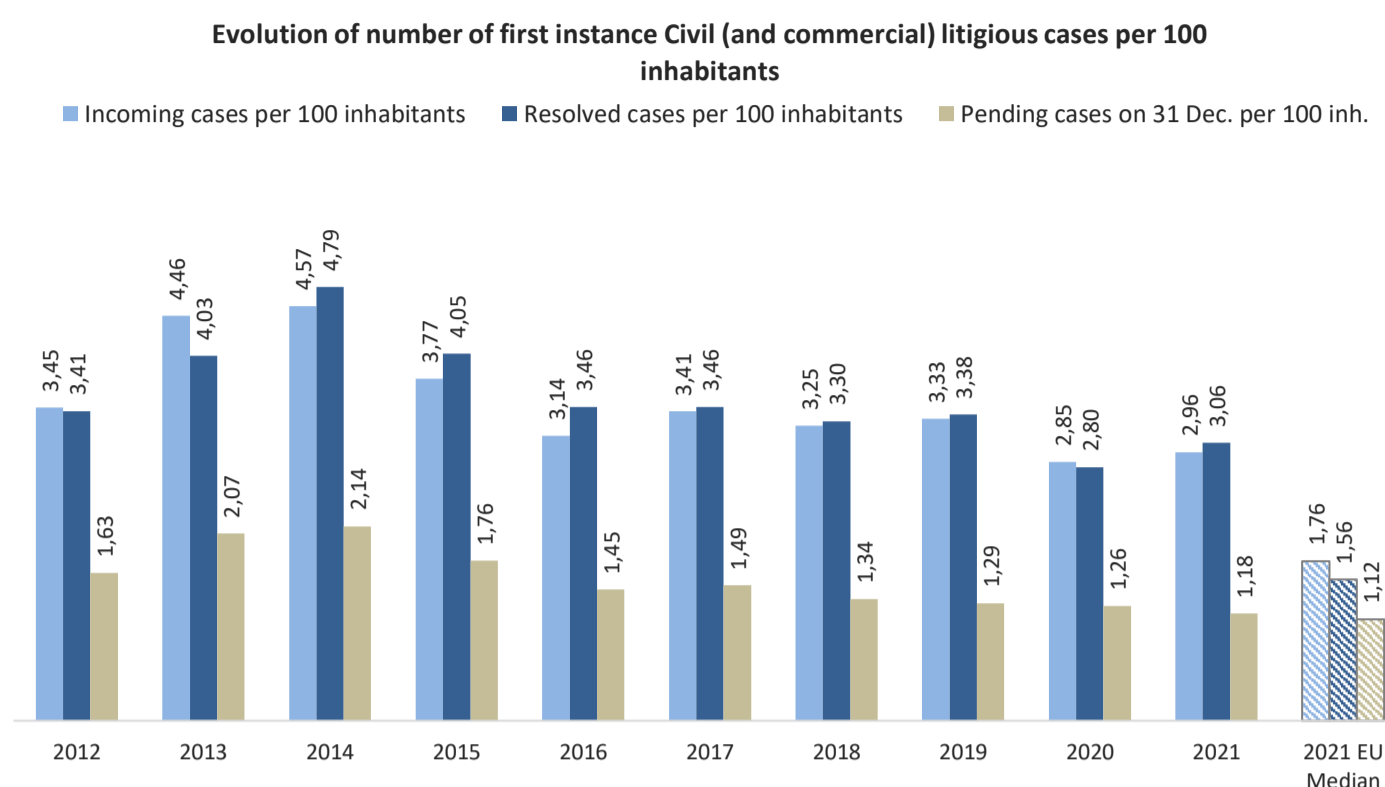
At second instance, courts also seem to efficiently deal with cases, as the Clearance Rate is above the 100% threshold for civil litigious and criminal law cases. Accordingly, the Disposition Time is below the EU median for both types of cases.

For the third instance, the Clearance Rate indicator is satisfactory for civil litigious and criminal law cases, while for administrative law cases, courts seem to be less efficient, with a Clearance Rate below the 100% threshold. Accordingly, the Disposition Time is below the EU median for civil litigious and criminal law cases, while for administrative law cases it followed its upward trend and appears well above the EU median.

## First instance Civil (and commercial) litigious cases

### ◦ Incoming, resolved and pending cases

First instance Civil (and commercial) litigious cases	Incoming cases per 100 inhabitants	Resolved cases per 100 inhabitants	Pending cases on 31 Dec. per 100 inh.
2012	3,45	3,41	1,63
2013	4,46	4,03	2,07
2014	4,57	4,79	2,14
2015	3,77	4,05	1,76
2016	3,14	3,46	1,45
2017	3,41	3,46	1,49
2018	3,25	3,30	1,34
2019	3,33	3,38	1,29
2020	2,85	2,80	1,26
2021	2,96	3,06	1,18
2021 EU Median	1,76	1,56	1,12



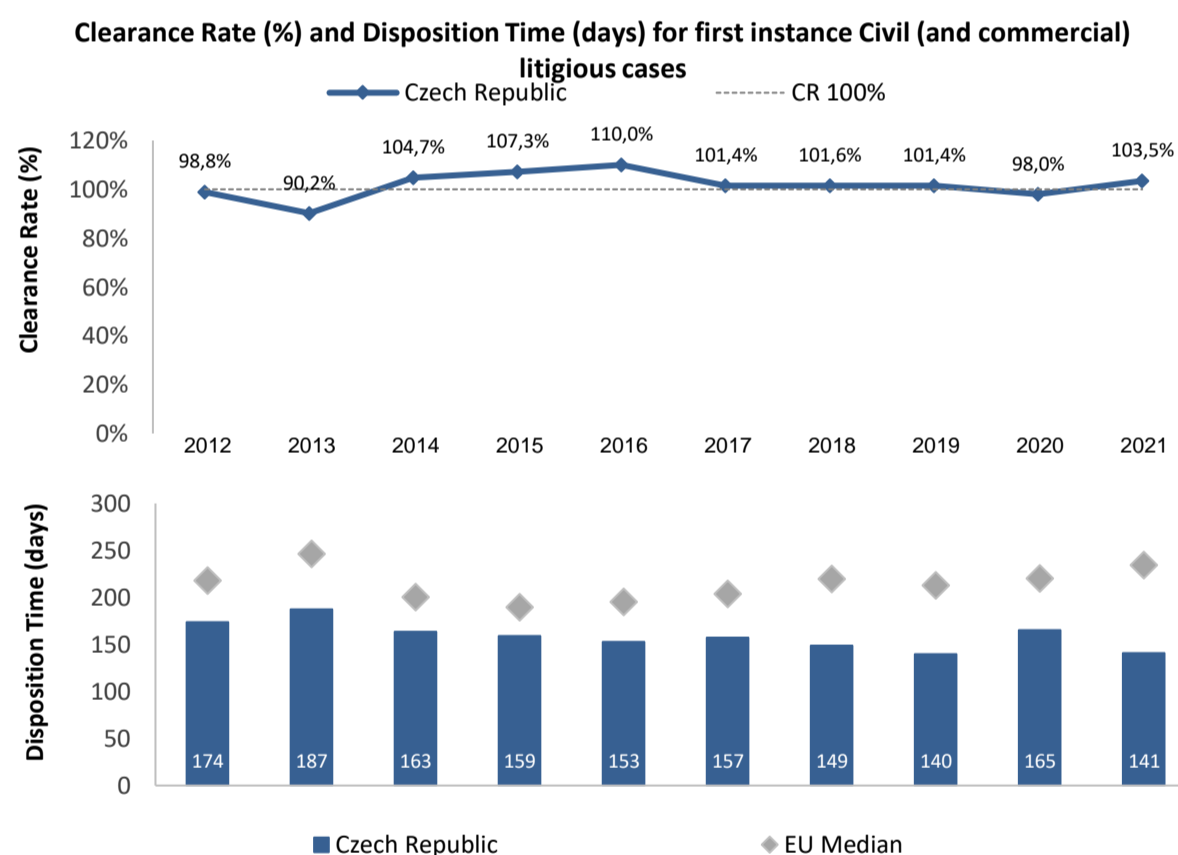
The number of incoming cases in 2021 in the Czech Republic (2,96 per 100 inhabitants) is significantly above the EU median (1,76 per 100 inhabitants).

The number of resolved cases in 2021 in the Czech Republic (3,06 per 100 inhabitants) is significantly above the EU median (1,56 per 100 inhabitants).

The number of pending cases at the end of 2021 in the Czech Republic (1,18 per 100 inhabitants) is slightly above the EU median (1,12 per 100 inhabitants).

### ◦ Clearance Rate and Disposition Time

First instance Civil (and commercial) litigious cases	Clearance Rate (%)		Disposition Time (days)	
	Czech Republic	EU Median	Czech Republic	EU Median
2012	98,8%	100,4%	174	218
2013	90,2%	101,2%	187	247
2014	104,7%	101,8%	163	201
2015	107,3%	102,3%	159	190
2016	110,0%	102,0%	153	196
2017	101,4%	101,3%	157	204
2018	101,6%	101,2%	149	220
2019	101,4%	99,9%	140	213
2020	98,0%	98,5%	165	221
2021	103,5%	102,5%	141	234



With a Clearance Rate calculated at 103,5% in 2021, the Czech Republic seems to be able to deal with its first instance Civil (and commercial) litigious cases.

Between 2020 and 2021, the Clearance Rate has increased by 5,5 points.

In 2021, first instance Civil (and commercial) litigious cases are solved in approximately 141 days, which is well below EU median of 234 days.

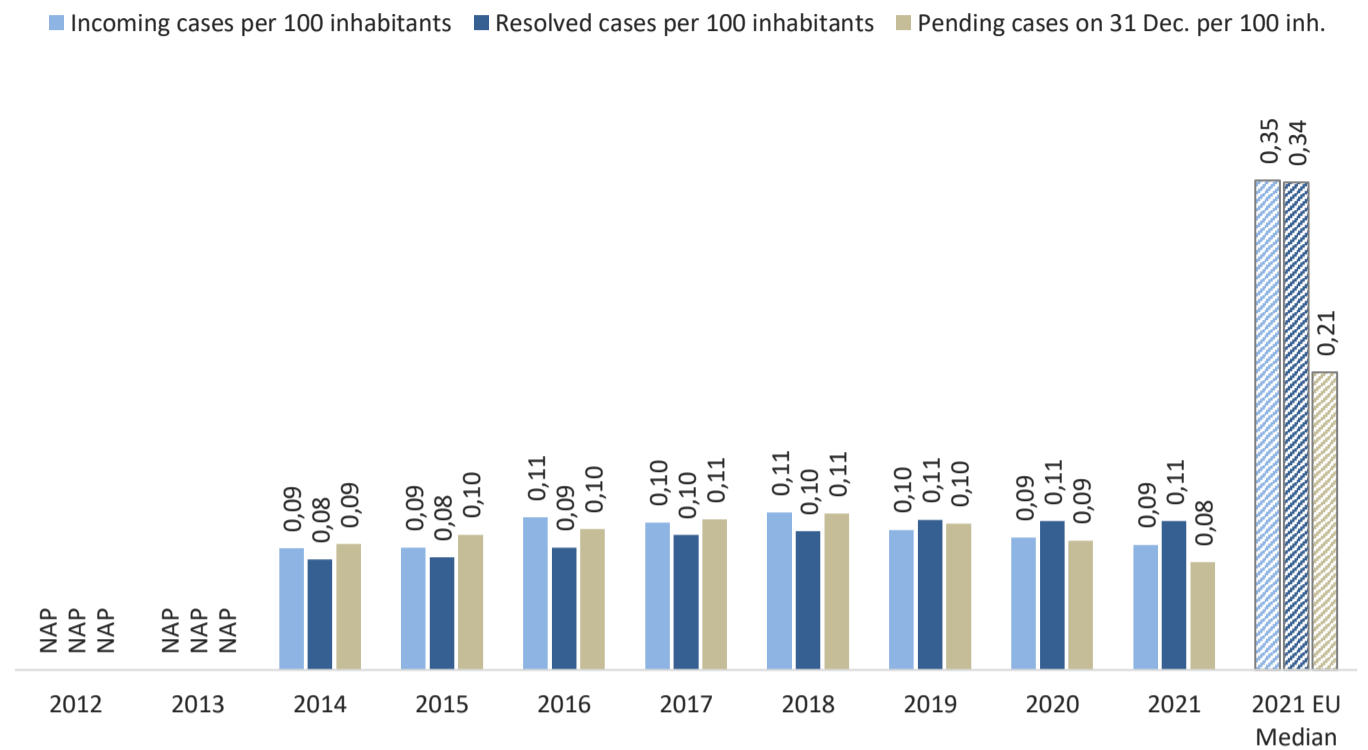
The analysis of the 2020 - 2021 period reveals a -14,5% decrease of the Disposition Time.

## First instance Administrative law cases

### ◦ Incoming, resolved and pending cases

First instance Administrative law cases	Incoming cases per 100 inhabitants	Resolved cases per 100 inhabitants	Pending cases on 31 Dec. per 100 inh.
2012	NAP	NAP	NAP
2013	NAP	NAP	NAP
2014	0,09	0,08	0,09
2015	0,09	0,08	0,10
2016	0,11	0,09	0,10
2017	0,10	0,10	0,11
2018	0,11	0,10	0,11
2019	0,10	0,11	0,10
2020	0,09	0,11	0,09
2021	0,09	0,11	0,08
<b>2021 EU Median</b>	<b>0,35</b>	<b>0,34</b>	<b>0,21</b>

Evolution of number of first instance Administrative law cases per 100 inhabitants



The number of incoming cases in 2021 in the Czech Republic (0,09 per 100 inhabitants) is significantly below the EU median (0,35 per 100 inhabitants).

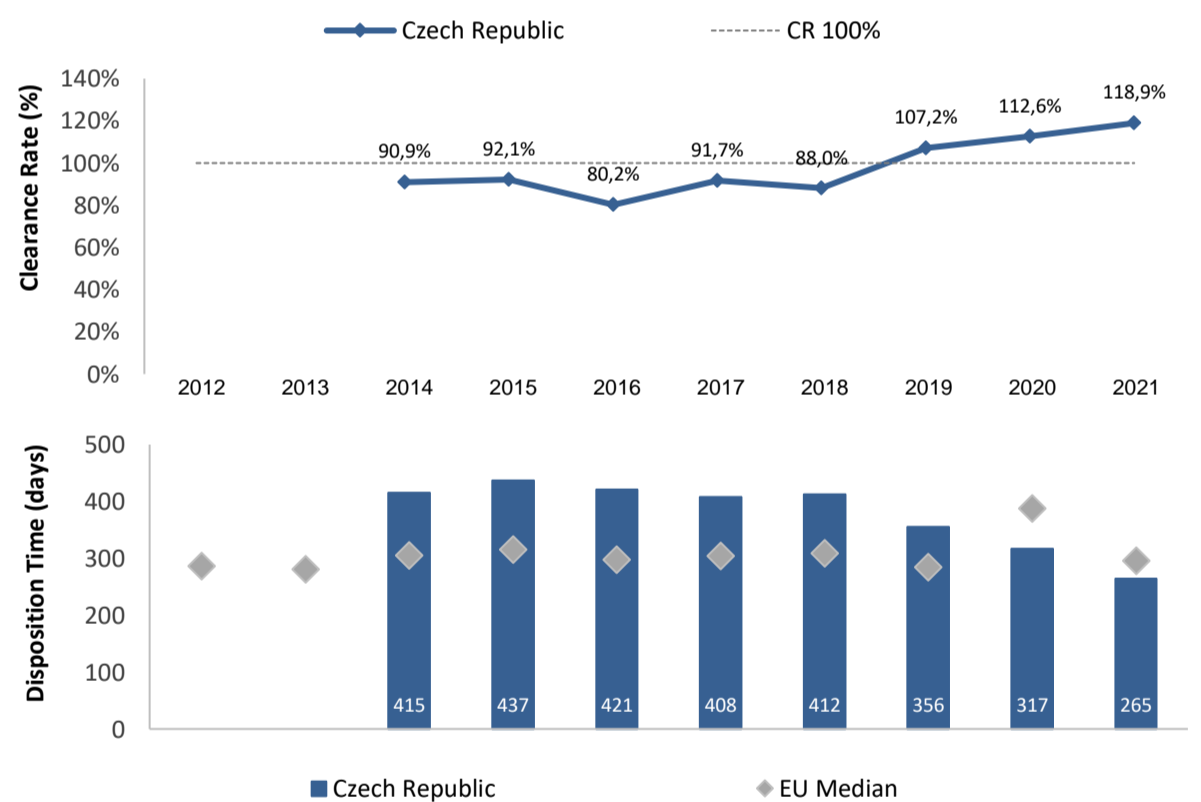
The number of resolved cases in 2021 in the Czech Republic (0,11 per 100 inhabitants) is significantly below the EU median (0,34 per 100 inhabitants).

The number of pending cases at the end of 2021 in the Czech Republic (0,08 per 100 inhabitants) is significantly below the EU median (0,21 per 100 inhabitants).

### ◦ Clearance Rate and Disposition Time

First instance Administrative law cases	Clearance Rate (%)		Disposition Time (days)	
	Czech Republic	EU Median	Czech Republic	EU Median
2012	NAP	101,0%	NAP	286
2013	NAP	100,3%	NAP	281
2014	90,9%	99,6%	415	305
2015	92,1%	103,7%	437	315
2016	80,2%	103,0%	421	297
2017	91,7%	102,1%	408	303
2018	88,0%	99,7%	412	308
2019	107,2%	102,1%	356	284
2020	112,6%	100,1%	317	388
2021	118,9%	101,7%	265	296

Clearance Rate (%) and Disposition Time (days) for first instance Administrative cases



With a Clearance Rate calculated at 118,9% in 2021 the Czech Republic seems to be able to efficiently deal with its first instance administrative law cases, reducing backlogs.

Between 2020 and 2021, the Clearance Rate has increased by 6,3 points.

In 2021, first instance Administrative law cases are solved in approximately 265 days, which is slightly below EU median of 296 days.

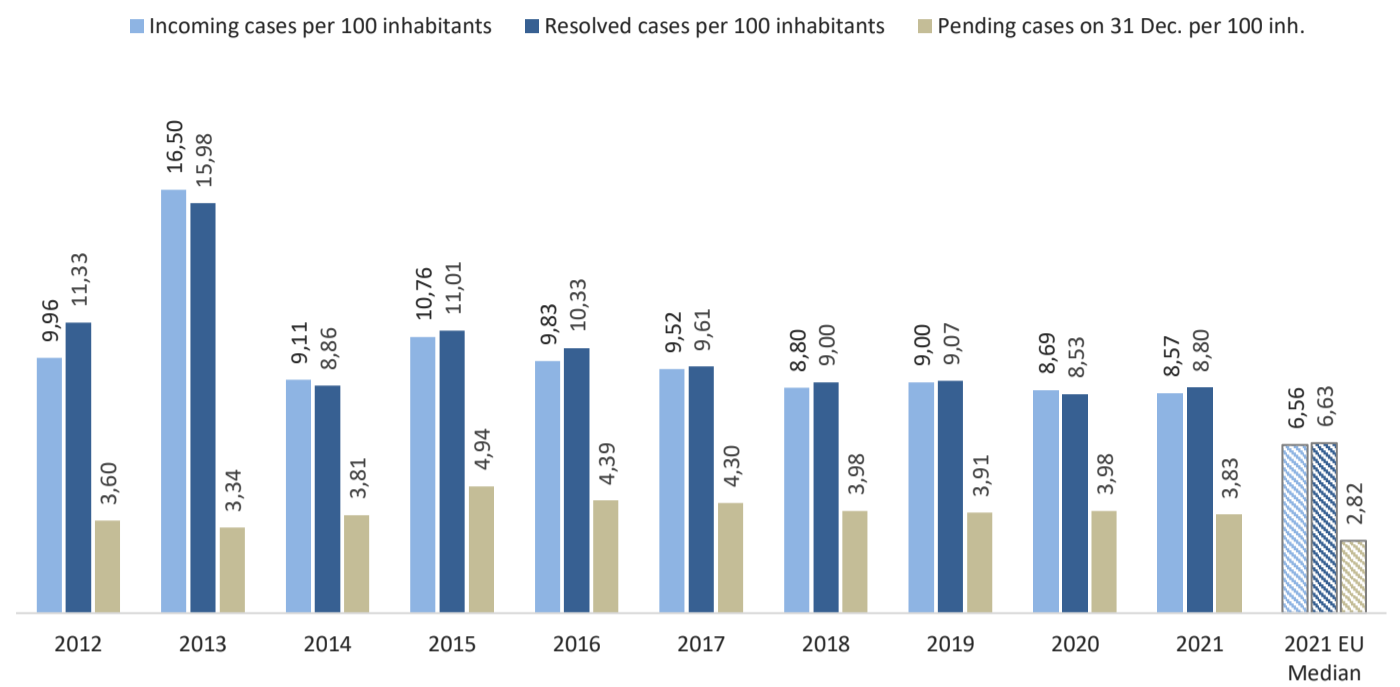
The analysis of the 2020 - 2021 period reveals a -16,4% decrease of the Disposition Time.

## First instance Total of other than criminal cases

### ◦ Incoming, resolved and pending cases

First instance Total other than criminal cases	Incoming cases per 100 inhabitants	Resolved cases per 100 inhabitants	Pending cases on 31 Dec. per 100 inh.
2012	9,96	11,33	3,60
2013	16,50	15,98	3,34
2014	9,11	8,86	3,81
2015	10,76	11,01	4,94
2016	9,83	10,33	4,39
2017	9,52	9,61	4,30
2018	8,80	9,00	3,98
2019	9,00	9,07	3,91
2020	8,69	8,53	3,98
2021	8,57	8,80	3,83
2021 EU Median	6,56	6,63	2,82

Evolution of number of first instance Total other than criminal cases per 100 inhabitants



The number of incoming cases in 2021 in the Czech Republic (8,57 per 100 inhabitants) is somewhat above the EU median (6,56 per 100 inhabitants).

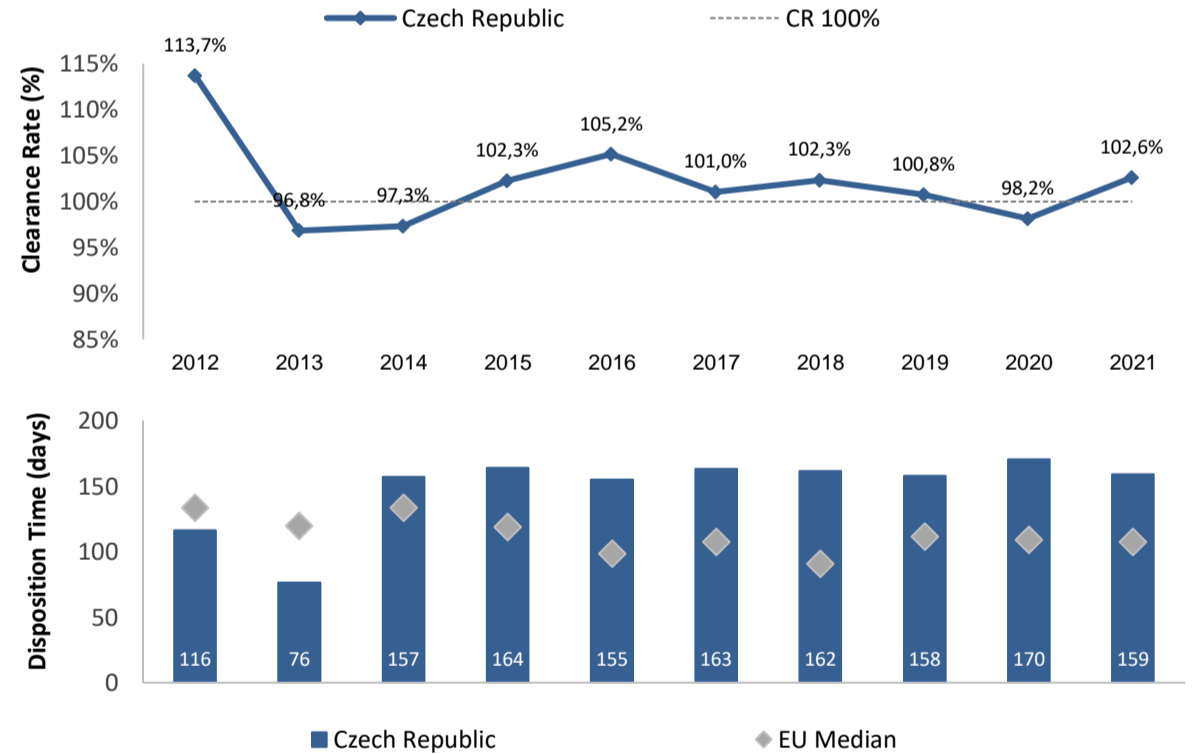
The number of resolved cases in 2021 in the Czech Republic (8,80 per 100 inhabitants) is somewhat above the EU median (6,63 per 100 inhabitants).

The number of pending cases at the end of 2021 in the Czech Republic (3,83 per 100 inhabitants) is somewhat above the EU median (2,82 per 100 inhabitants).

### ◦ Clearance Rate and Disposition Time

First instance Total other than criminal cases	Clearance Rate (%)		Disposition Time (days)	
	Czech Republic	EU Median	Czech Republic	EU Median
2012	113,7%	100,5%	116	133
2013	96,8%	100,7%	76	119
2014	97,3%	101,9%	157	133
2015	102,3%	101,0%	164	119
2016	105,2%	101,5%	155	98
2017	101,0%	100,6%	163	107
2018	102,3%	100,6%	162	91
2019	100,8%	99,8%	158	111
2020	98,2%	98,7%	170	109
2021	102,6%	101,2%	159	107

Clearance Rate (%) and Disposition Time (days) for first instance Total of other than criminal cases



With a Clearance Rate calculated at 102,6% in 2021 Czech Republic seems to be able to deal with its other than criminal cases.

Between 2020 and 2021, the Clearance Rate has increased by 4,4 points.

In 2021, other than criminal cases are solved in approximately 159 days, which is somewhat above EU median of 107 days.

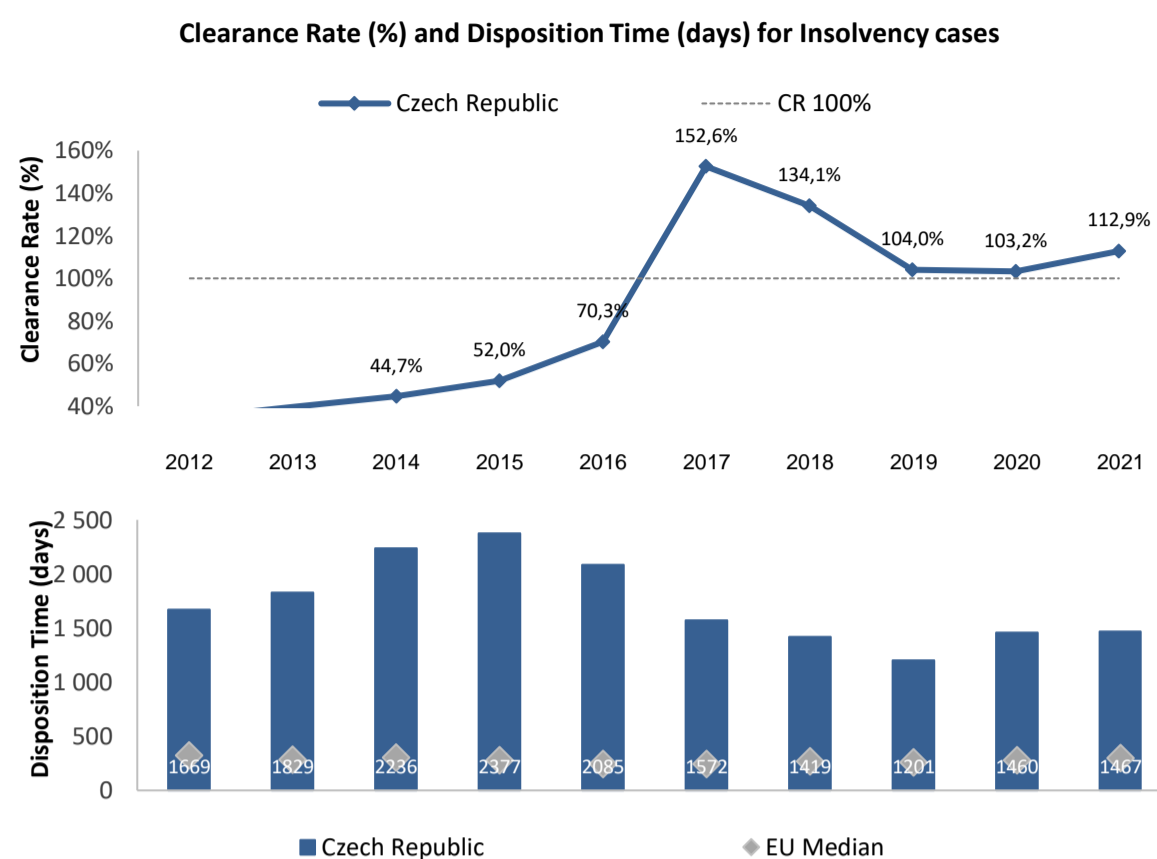
The analysis of the 2020 - 2021 period reveals a -6,7% decrease of the Disposition Time.



## Insolvency cases

### ◦ Clearance Rate and Disposition Time

Insolvency cases	Clearance Rate (%)		Disposition Time (days)	
	Czech Republic	EU Median	Czech Republic	EU Median
2012	34,4%	95,0%	1669	323
2013	39,6%	89,6%	1829	282
2014	44,7%	96,9%	2236	304
2015	52,0%	104,5%	2377	282
2016	70,3%	102,0%	2085	246
2017	152,6%	103,6%	1572	243
2018	134,1%	101,5%	1419	271
2019	104,0%	101,2%	1201	258
2020	103,2%	109,7%	1460	281
2021	112,9%	103,3%	1467	299



With a Clearance Rate calculated at 112,9% in 2021 the Czech Republic seems to be able to efficiently deal with its insolvency cases, reducing backlogs.

Between 2020 and 2021, the Clearance Rate has increased by 9,7 points.

In 2021, insolvency cases are solved in approximately 1 467 days, which is significantly above EU median of 299 days.


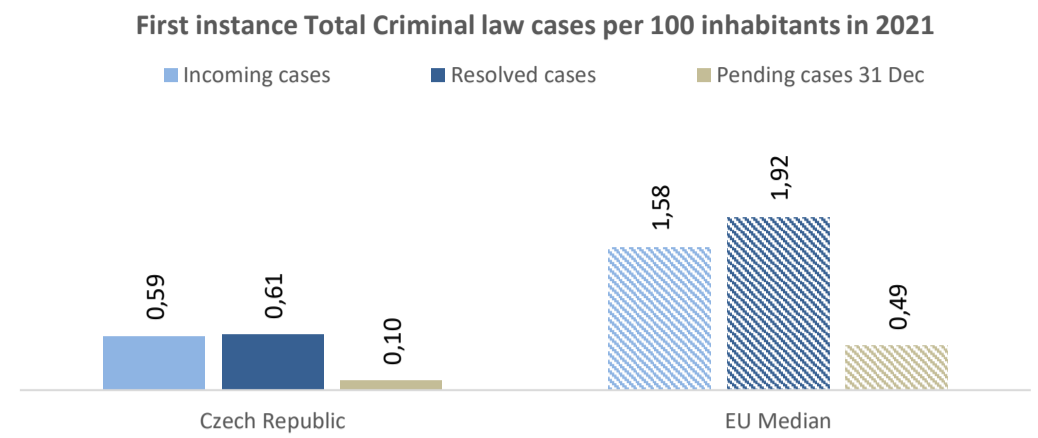
The analysis of the 2020 - 2021 period reveals a 0,5% increase of the Disposition Time.

## First instance Criminal Law Cases

### ◦ Incoming, resolved and pending cases

First instance Criminal Law Cases	Pending cases 1 Jan	Incoming cases	Resolved cases	Pending cases 31 Dec
<b>Total</b>	12 884	62 338	64 352	10 870
<b>Severe criminal cases</b>	NA	NA	NA	NA
<b>Misdemeanour and/or minor cases</b>	NA	NA	NA	NA
<b>Other criminal cases</b>	NAP	NAP	NAP	NAP

First instance Criminal Law Cases Per 100 inh.	Pending cases 1 Jan	Incoming cases	Resolved cases	Pending cases 31 Dec
<b>Total</b>	0,12	0,59	0,61	0,10
<b>Severe criminal cases</b>	NA	NA	NA	NA
<b>Misdemeanour and/or minor cases</b>	NA	NA	NA	NA
<b>Other criminal cases</b>	NAP	NAP	NAP	NAP



The number of total incoming criminal cases in 2021 in the Czech Republic (0,59 per 100 inhabitants) is well below EU median (1,58 per 100 inhabitants).

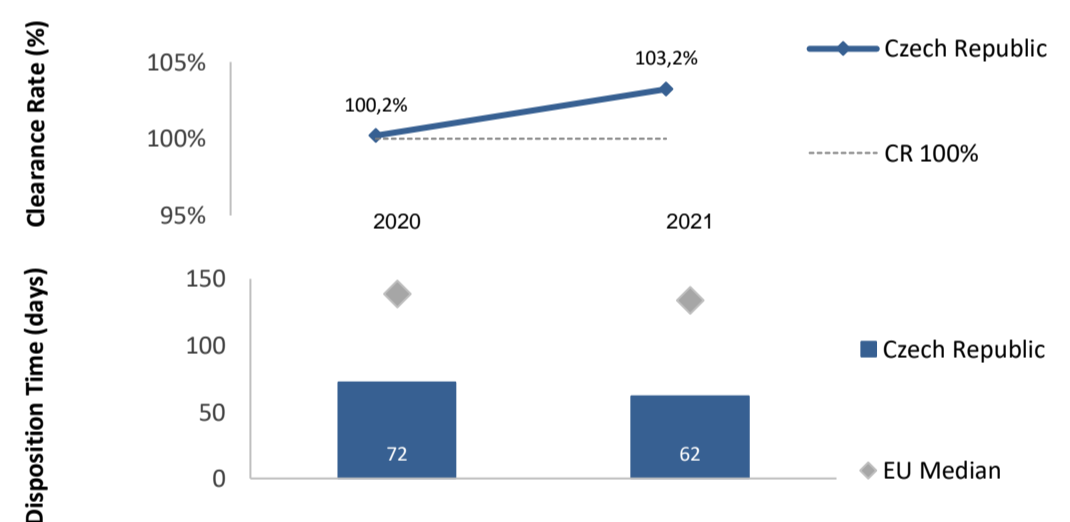
The number of total resolved criminal cases in 2021 in the Czech Republic (0,61 per 100 inhabitants) is significantly below EU median (1,92 per 100 inhabitants).

The number of total pending criminal cases at the end of 2021 in the Czech Republic (0,10 per 100 inhabitants) is well below EU median (0,49 per 100 inhabitants).

### ◦ Clearance Rate and Disposition Time

First instance Total criminal law cases	Clearance Rate (%)		Disposition Time (days)	
	Czech Republic	EU Median	Czech Republic	EU Median
<b>2020</b>	100,2%	95,2%	72	139
<b>2021</b>	103,2%	100,0%	62	134

### Clearance Rate (%) and Disposition Time (days) for First Instance Total criminal law cases



With a Clearance Rate calculated at 103,2% in 2021 Czech Republic seems to be able to deal with its first instance total criminal law cases.

Between 2020 and 2021, the Clearance Rate has increased by 3,0 points.

In 2021, first instance total criminal law cases are solved in approximately 62 days, which is significantly below EU median of 134 days.

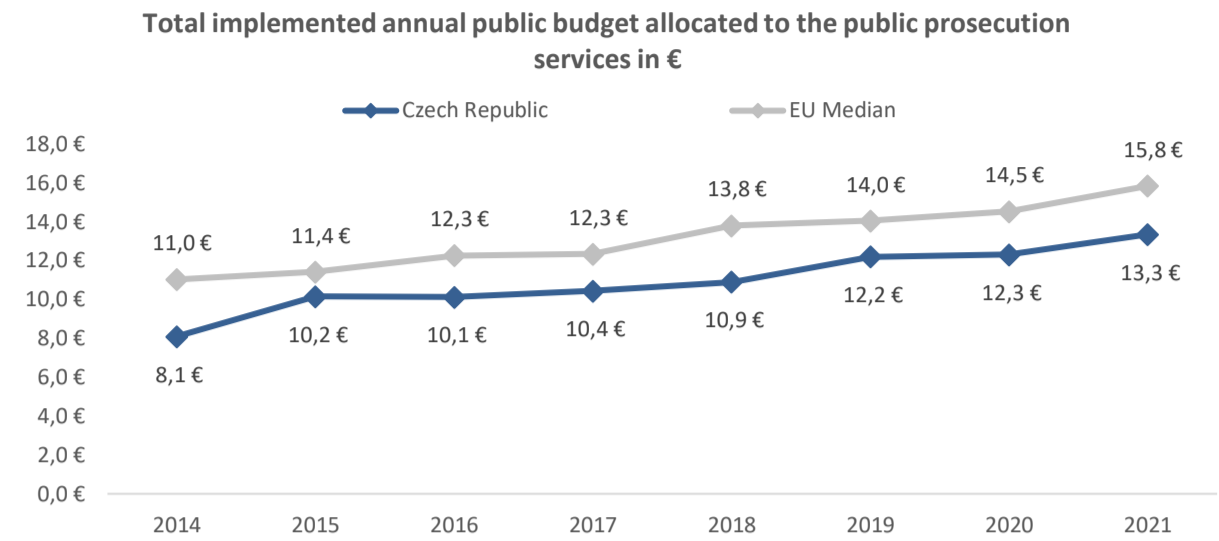
The analysis of the 2020 - 2021 period reveals a -14,4% decrease of the Disposition Time.

It is not possible to distinguish between serious offences and minor offences. Thus, only total number of criminal cases is reported.

## 5. Public prosecution services in Czech Republic (2021 data)

### Public prosecution implemented budget

Total implemented annual public budget allocated to the public prosecution services in €	Absolute Number	Per inhabitant	
	Czech Republic	Czech Republic	EU Median
2014	85 249 102 €	8,1 €	11,0 €
2015	107 147 762 €	10,2 €	11,4 €
2016	107 167 590 €	10,1 €	12,3 €
2017	110 483 428 €	10,4 €	12,3 €
2018	116 129 722 €	10,9 €	13,8 €
2019	130 137 857 €	12,2 €	14,0 €
2020	131 805 533 €	12,3 €	14,5 €
2021	140 386 954 €	13,3 €	15,8 €



Implemented annual public budget allocated to training of public prosecution services in € (included in the total)	Absolute Number	Per inhabitant	
	Czech Republic	Czech Republic	EU Median
2018	14 864 €	0,001 €	0,018 €
2019	15 368 €	0,001 €	0,029 €
2020	7 390 €	0,001 €	0,011 €
2021	13 118 €	0,001 €	0,022 €

### Public prosecution caseload: Number of first instance criminal cases

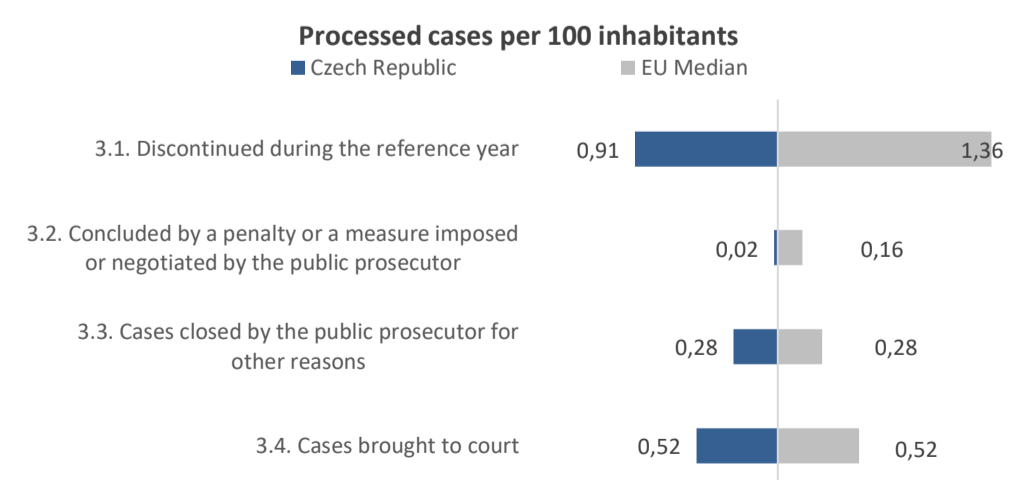
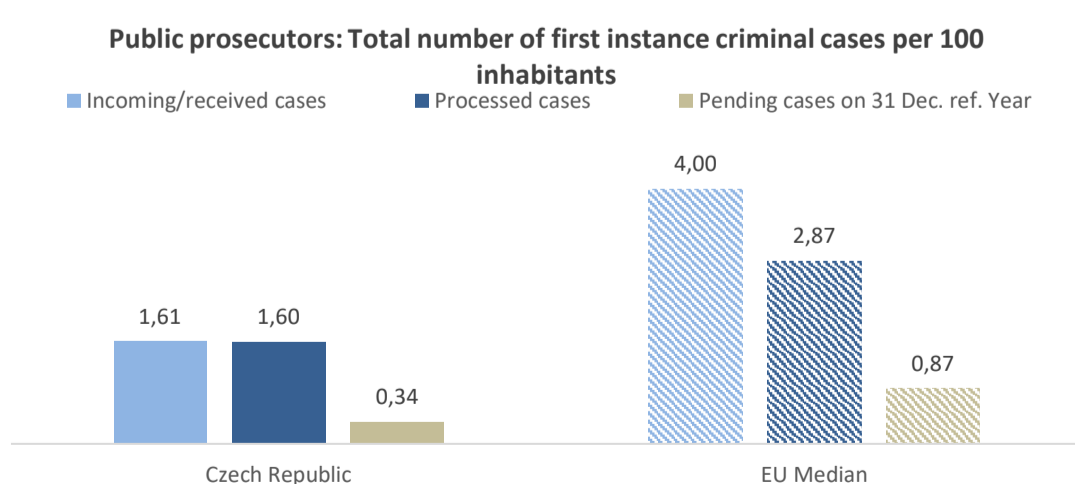
Public prosecution caseload: Number of first instance criminal cases	Absolute Number *		Per 100 inhabitants	
	Czech Republic	% Variation 2020 - 2021	Czech Republic	EU Median
1. Pending cases on 1 Jan. ref. year	35 546	▼ -15,2%	0,34	0,84
2. Incoming/received cases	169 006	▼ -7,1%	1,61	4,00
3. Processed cases (3.1 + 3.2 + 3.3 + 3.4)	168 446	▼ -10,6%	1,60	2,87
3.1. Discontinued during the reference year (3.1.1 + 3.1.2 + 3.1.3 + 3.1.4)	95 306	▬ 0,0%	0,91	1,36
3.1.1 Discontinued by the public prosecutor because the offender could not be identified	NA	NA	NA	NA
3.1.2 Discontinued by the public prosecutor due to the lack of an established offence or a specific legal situation	NA	NA	NA	NA
3.1.3 Discontinued by the public prosecutor for reasons of opportunity	NA	NA	NA	NA
3.1.4 Discontinued for other reasons	NA	NA	NA	NA
3.2. Concluded by a penalty or a measure imposed or negotiated by the public prosecutor	2 426	▼ -13,1%	0,02	0,16
3.3. Cases closed by the public prosecutor for other reasons	29 649	▼ -11,7%	0,28	0,28
3.4. Cases brought to court	54 418	▼ -3,9%	0,52	0,52
4. Pending cases on 31 Dec. ref. year	36 086	▲ 1,5%	0,34	0,87

\* Please note that these figures include traffic offence cases.

It is important mentioning that data comes from various sources.

There are many reasons why the prosecution could be discontinued and it is difficult to say under which category they should be included. However, the reasons may include the following:

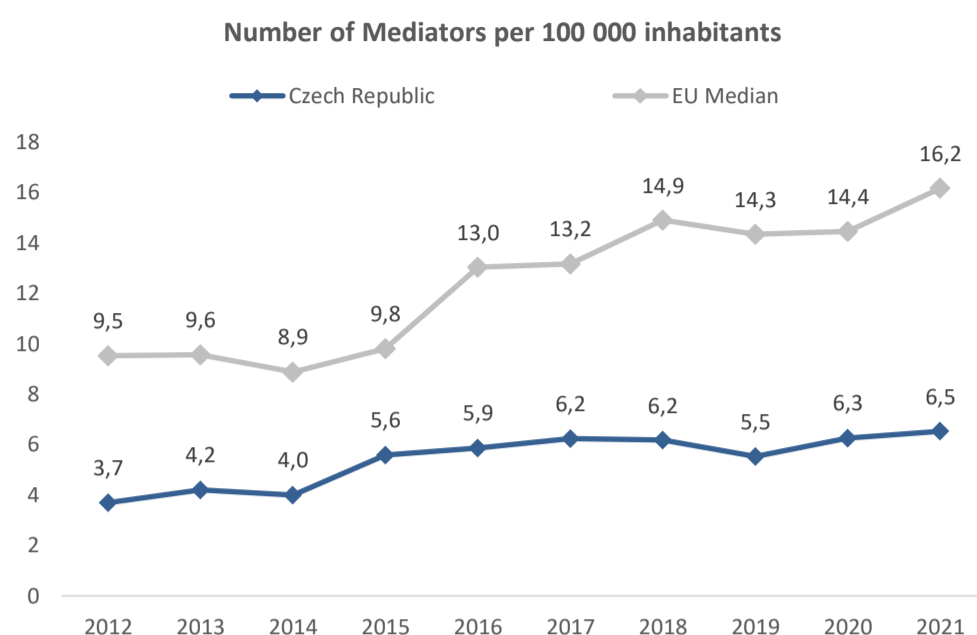
1. if such prosecution concerns a person who is exempt from the competencies of the law enforcement authorities or a person for whom the law requires an official consent for their prosecution, if such consent was not awarded by an entitled authority, unless the exemption is temporary or unless the criminal prosecution of the person is inadmissible due to lack of consent only temporarily;
2. if it concerns a person who is below the age of criminal responsibility;
3. if it is against a person whose mental illness, that occurred after the criminal offence was committed, makes it permanently impossible for them to understand the purpose of the criminal prosecution;
4. many others.



## 6. Existence and use of alternative dispute resolution in Czech Republic (2021 data)

### Number of mediators

Mediators	Absolute Number	Per 100 000 inhabitants	
	Czech Republic	Czech Republic	EU Median
2012	388	3,7	9,5
2013	442	4,2	9,6
2014	421	4,0	8,9
2015	589	5,6	9,8
2016	620	5,9	13,0
2017	660	6,2	13,2
2018	657	6,2	14,9
2019	589	5,5	14,3
2020	669	6,3	14,4
2021	686	6,5	16,2



In 2021, there are 686 accredited or registered mediators who practise court related mediation which represents 6,5 accredited or registered mediators per 100 000 inhabitants.

The variation between 2020 and 2021 is about 2,5%.

From the above mentioned number of mediators there are 359 probate and mediation officials and 327 mediators in non criminal cases.

### Number of court related mediations

Type of cases	Number of cases for which the parties agreed to start mediation	Number of finished court-related mediations	Number of cases in which there is a settlement agreement
All Cases	NA	NA	NA
Civil and commercial	NA	NA	NA
Family cases	NA	NA	NA
Administrative	NA	NA	NA
Employment dismissal	NA	NA	NA
Criminal cases	448	448	430
Consumer cases	NA	NA	NA

## 7. ICT tools of courts in Czech Republic (2021 data)

### The ICT questions

The answers to the ICT questions in 2021 can be summarised to :

<b>Assistance tools</b>	<b>Civil and/or commercial</b>	<b>Criminal</b>	<b>Administrative</b>
Writing assistance tools	Yes 50-99%	50-99%	50-99%
Simple dictation tools	Yes in all courts	in all courts	in all courts
Multiple speakers recording tools	Yes in most of the courts	in all courts	in most of the courts
Voice recognition feature	Pilot testing	Pilot testing	Pilot testing

The availability of writing assistance tools depends on the court agenda. Some information systems for specific agendas can automatically create documents based on the predefined template, data stored in the system and the selected procedural action by a user. Some older information systems have a dedicated external application that allows the creation of the required documents based on user input (application called "APSTR"), and for some court agenda the writing assistance tools are not available at all.

Regarding the process of coordinating new templates, the origin of the templates varies. Some are developed by the Ministry of Justice, others are created on the national level in cooperation with experts and court staff. Templates created at the national level can be and are modified in some court agendas at the local level by individual courts or in some cases by individual users.

Most courtrooms have installed specific voice recording tools for recording several separate audio tracks. The project regarding "spoken word-to-text conversion" was realized in the proof-of-concept stage. Based on the results of the project and other factors, the spoken word-to-text project has been included in the National Recovery Plan and will be realized in the upcoming years.

<b>Financial management tools</b>	<b>Deployment rate</b>	<b>Data consolidated at national level</b>	<b>System communicating with other ministries</b>
Budgetary and financial management of courts	100%	No	Yes
Justice expenses management	NA	NA	NA
Other	NA	NA	NA

All Czech courts are using for budgetary and financial management an information system called IRES. This system is used to generate and manage payment transactions, record assets, receivables, payables and other related areas. Although the IRES system (in the sense of all local court distributions) communicates with the National Treasury, which could be thought of as a centralized point where data is consolidated at the national level, it is not a tool/system that allows for easy data consolidation or direct analytical activities for the benefit of judicial agendas.

The IRES system is not primarily used for the justice expenses management of exclusively judicial items such as court fees, litigation costs, etc. This data is not available to the chiefs judges of the courts from the IRES system in a comprehensive form and on a court-by-court basis. Selected judicial information systems that manage the certain justice agenda are able to report the necessary information on justice expense data. These information systems then use IRES to make and record payments.

<b>Measurement tools to assess the workload</b>	<b>Deployment rate</b>	<b>Monitoring at national level</b>	<b>Monitoring at court level</b>	<b>Integrated with CMS</b>
Judges	Yes 50-99%	Yes	Yes	Yes
Prosecutors	Yes 50-99%	Yes	Yes	Yes
Non-judge/non-prosecutor staff	0% (NAP)	-	-	-

## 8. Systems for measuring and evaluating the performance of courts and public prosecution services in Czech Republic (2021 data)

In the Czech Republic, quality standards are not determined for the judicial system at the national level.

### Systems for measuring and evaluating courts' performance

**A regular monitoring system of court activities is in place concerning:**

Number of incoming cases	✓	Satisfaction of users (regarding the services delivered by the courts)	✗
Length of proceedings (timeframes)	✓	Costs of the judicial procedures	✗
Number of resolved cases	✓	Number of appeals	✓
Number of pending cases	✓	Appeal ratio	✓
Backlogs	✓	Clearance rate	✗
Productivity of judges and court staff	✗	Disposition time	✗
Satisfaction of court staff	✗	Other	✗

In the Czech Republic, there is a system to regularly evaluate the court performance based primarily on defined indicators and the frequency of the reporting is annual.

**Performance and quality indicators are defined for the activity of each court.**

The following indicators are used:

Number of incoming cases	✓	Satisfaction of users (regarding the services delivered by the courts)	✗
Length of proceedings (timeframes)	✓	Costs of the judicial procedures	✗
Number of resolved cases	✓	Number of appeals	✓
Number of pending cases	✓	Appeal ratio	✓
Backlogs	✓	Clearance rate	✗
Productivity of judges and court staff	✗	Disposition time	✗
Satisfaction of court staff	✗	Other	✗

The evaluation of the courts' activities is used for the later allocation of means in the courts.



**A regular monitoring system of public prosecution services activities is in place concerning:**

Number of incoming cases	✓	Satisfaction of users (regarding the services delivered by the public prosecution)	✗
Length of proceedings (timeframes)	✓	Costs of the judicial procedures	✗
Number of resolved cases	✓	Clearance rate	✗
Number of pending cases	✓	Disposition time	✗
Backlogs	✓	Percentage of convictions and acquittals	✗
Productivity of prosecutors and prosecution staff	✗	Other	✗
Satisfaction of prosecution staff	✗		

In the Czech Republic, there is a system to evaluate regularly the activity of each public prosecution service and the frequency of the reporting is annual.

**Performance and quality indicators are defined for the activity of each public prosecution service.**

The following indicators are used:

Number of incoming cases	✓	Satisfaction of users (regarding the services delivered by the public prosecutors)	✗
Length of proceedings (timeframes)	✓	Costs of the judicial procedures	✗
Number of resolved cases	✓	Clearance rate	✗
Number of pending cases	✓	Disposition time	✗
Backlogs	✓	Percentage of convictions and acquittals	✗
Productivity of prosecutors and prosecution staff	✗	Other	✗
Satisfaction of prosecution staff	✗		

The evaluation of the public prosecution services' activities is used for the later allocation of means in the public prosecution services.

# Czech Republic

## (2012-2021) data tables

Question	2012	2013	2014	2015	2016	2017	2018	2019	2020	2021	Variations for quantitative questions	
											2012-2021	2020-2021
Q1 Number of inhabitants	10 509 286	10 510 719	10 524 783	10 553 843	10 578 820	10 589 526	10 649 800	10 669 324	10 701 777	10 516 707	0,1%	-1,7%
Q.3 GDP Per capita (in €) in current prices	14 557	13 473	14 602	15 985	16 700	18 095	19 489	20 830	20 278	22 267	53,0%	9,8%
Q5. Exchange rate of Nat currency to € on 1 Jan	25	27	28	27	27	26	26	25	26	25	-1,1%	-5,3%

### Indicator 1: Systems for measuring and evaluating the performance of courts and prosecution services

(Q66, Q67, Q77, Q78, Q77-1, Q78-1, Q73, Q73-0, Q73-1, Q73-2, Q73-3, Q73-4, Q73-5, Q73-6, Q70, Q70-1, Q71, Q72, Q83-2, Q83-3, Q120 and Q120-1)

66 Qlty standards formulated_jud system	No	No	No	No	False	False	False	False	False	False	False
67 Specialised court staff entrusted_qlty standards	No	No	No	No	False	False	False	False	False	False	False
77 Performance and quality indicators of court activities	Yes	Yes	Yes	Yes	True	True	True	True	True	True	True
078.1.1 Number of incoming cases							True	True	True	True	True
078.1.2 Length of proceedings (timeframes)							True	True	True	True	True
078.1.3 Number of resolved cases							True	True	True	True	True
078.1.4 Number of pending cases							True	True	True	True	True
078.1.5 Backlogs							True	True	True	True	True
078.1.6 Productivity of judges and court staff							False	False	False	False	False
078.1.7 Satisfaction of court staff							False	False	False	False	False
078.1.8 Satisfaction of users (regarding the services delivered by the courts)							False	False	False	False	False
078.1.9 Costs of the judicial procedures							False	False	False	False	False
078.1.10 Number of appeals							True	True	True	True	True
078.1.11 Appeal ratio							True	True	True	True	True
078.1.12 Clearance rate							False	False	False	False	False

# Czech Republic

## (2012-2021) data tables

Question	2012	2013	2014	2015	2016	2017	2018	2019	2020	2021	Variations for quantitative questions	
											2012-2021	2020-2021
078-1.13 Disposition time							False	False	False	False		
078-1.14 Other							False	False	False	False		
077-1.1.1 Defined performance and quality indicators									True	True		
078-1.1.1 Number of incoming cases									True	True		
078-1.1.2 Length of proceedings (timeframes)									True	True		
078-1.1.3 Number of resolved cases									True	True		
078-1.1.4 Number of pending cases									True	True		
078-1.1.5 Backlogs									True	True		
078-1.1.6 Productivity of prosecutors and prosecution staff									False	False		
078-1.1.7 Satisfaction of prosecution staff									False	False		
078-1.1.8 Satisfaction of users (regarding the services delivered by the public prosecution)									False	False		
078-1.1.9 Costs of the judicial procedures									False	False		
078-1.1.10 Clearance rate									False	False		
078-1.1.11 Disposition time									False	False		
078-1.1.12 Percentage of convictions and acquittals									False	False		
078-1.1.13 Other									False	False		
73 Regular system_evaluation_performance_each court	Yes	Yes	Yes	Yes	True	True	True	True	True	True		
073-0.1.1 Annual					True	True	True	True	True	True		
073-0.1.2 Less frequent					False	False	False	False	False	False		
073-0.1.3 More frequent					False	False	False	False	False	False		

# Czech Republic

## (2012-2021) data tables

Question	2012	2013	2014	2015	2016	2017	2018	2019	2020	2021	Variations for quantitative questions	
											2012-2021	2020-2021
073-1.1.1 Evaluation used for the allocation of resources within the court			No	Yes	True	True	True	True	True	True		
073-2.1.1 Courses of action taken in the evaluation is used for the allocation of resources							True	True	True	True		
073-2.1.2 Reallocating resources (human/financial resources based on performance)							True	True	True	True		
073-2.1.3 Reengineering of internal procedures to increase efficiency							False	False	False	False		
073-2.1.4 Other							False	False	False	False		
073-3.1.1 Regular evaluation of the public prosecution services performance									True	True		
073-4.1.1 Annual									True	True		
073-4.1.2 Less frequent									False	False		
073-4.1.3 More frequent									False	False		
073-5.1.1 Evaluation used for the allocation of resources within the public prosecution services									True	True		
073-6.1.1 Identifying the causes of improved or deteriorated performance									True	True		
073-6.1.2 Reallocating resources (human/financial resources based on performance)									True	True		
073-6.1.3 Reengineering of internal procedures to increase efficiency									False	False		
073-6.1.4 Other									False	False		
070.1.1 number of incoming cases	Yes	Yes	Yes	Yes	True	True	True	True	True	True	True	True
070.1.2 length of proceedings (timeframes)	Yes	Yes	Yes	Yes	True	True	True	True	True	True	True	True
070.1.3 number of resolved cases	Yes	Yes	Yes	Yes	True	True	True	True	True	True	True	True
070.1.4 number of pending cases							True	True	True	True	True	True
070.1.5 backlogs							True	True	True	True	True	True
070.1.6 productivity of judges and court staff							False	False	False	False	False	False

# Czech Republic

## (2012-2021) data tables

Question	2012	2013	2014	2015	2016	2017	2018	2019	2020	2021	Variations for quantitative questions	
											2012-2021	2020-2021
070.1.7 satisfaction of court staff							False	False	False	False		
070.1.8 satisfaction of users (regarding the services delivered by the courts)							False	False	False	False		
070.1.9 costs of the judicial procedures							False	False	False	False		
070.1.10 number of appeals							True	True	True	True		
070.1.11 appeal ratio							True	True	True	True		
070.1.12 clearance rate							False	False	False	False		
070-1.1.1 Number of incoming cases									True	True		
070-1.1.2 Length of proceedings (timeframes)									True	True		
070-1.1.3 Number of resolved cases									True	True		
070-1.1.4 Number of pending cases									True	True		
070-1.1.5 Backlogs									True	True		
070-1.1.6 Productivity of prosecutors and prosecution staff									False	False		
070-1.1.7 Satisfaction of prosecution staff									False	False		
070-1.1.8 Satisfaction of users (regarding the services delivered by the public prosecution)									False	False		
070-1.1.9 Costs of the judicial procedures									False	False		
070-1.1.10 Clearance rate									False	False		
070-1.1.11 Disposition time									False	False		
070-1.1.12 Percentage of convictions and acquittals									False	False		
070-1.1.13 Other									False	False		
071.1.1 Monitoring backlogs in Civil law cases									True	True		

# Czech Republic

## (2012-2021) data tables

Question	2012	2013	2014	2015	2016	2017	2018	2019	2020	2021	Variations for quantitative questions	
											2012-2021	2020-2021
071.1.2 Monitoring backlogs in Criminal law cases									True	True		
071.1.3 Monitoring backlogs in Administrative law cases									True	True		
072.1.1 Monitoring timeframes Within the courts									False	False		
072.1.2 Monitoring timeframes Within the public prosecution services									False	False		
083-2.1.1 Quantitative performance targets defined for each prosecutors									False	False		
083-3.1.1 Body responsible - Executive power (for example the Ministry of Justice)									NAP	NAP		
083-3.1.2 Body responsible - Prosecutor General /State public prosecutor									NAP	NAP		
083-3.1.3 Body responsible - Public Prosecutorial Council									NAP	NAP		
083-3.1.4 Body responsible - Head of the organisational unit or hierarchically superior public prosecutor									NAP	NAP		
083-3.1.5 Body responsible - Other									NAP	NAP		
120.1.1 Qualitative individual assessment of the public prosecutors' work									True	True		
120-1.1.1 Frequency - Annual									False	False		
120-1.1.2 Frequency - Less frequent									True	True		
120-1.1.3 Frequency - More frequent									False	False		

### Indicator 2: The judicial organisation

#### (Q42, Q43 and Q44)

Q42.1.1 Total number of all courts - legal entities	-	-	-	-	-	-	-	-	98	98	-	0,0%
Q42.1.2 Total number of courts of general jurisdiction - legal entities	-	-	-	-	-	-	-	-	97	97	-	0,0%
Q42.1.3 First instance courts of general jurisdiction - legal entities	86	86	86	86	86	86	86	86	86	86	0,0%	0,0%
Q42.1.4 Second instance courts of general jurisdiction - legal entities	-	-	-	-	-	-	-	-	10	10	-	0,0%



# Czech Republic

## (2012-2021) data tables

Question	2012	2013	2014	2015	2016	2017	2018	2019	2020	2021	Variations for quantitative questions	
											2012-2021	2020-2021
Q42.1.5 Highest instance courts of general jurisdiction - legal entities	-	-	-	-	-	-	-	-	1	1	-	0,0%
Q42.1.6 Total number of specialised courts - legal entities	-	-	-	-	-	-	-	-	1	1	-	0,0%
43.1.1 Total number of specialised courts of first instance	NAP	NAP	NAP	NAP	NAP	NAP	NAP	NAP	NAP	NAP	-	-
43.1.2 Commercial courts (excluded insolvency courts)	NAP	NAP	NAP	NAP	NAP	NAP	NAP	NAP	NAP	NAP	-	-
43.1.3 Insolvency courts	NAP	NAP	NAP	NAP	NAP	NAP	NAP	NAP	NAP	NAP	-	-
43.1.4 Labour courts	NAP	NAP	NAP	NAP	NAP	NAP	NAP	NAP	NAP	NAP	-	-
43.1.5 Family courts	NAP	NAP	NAP	NAP	NAP	NAP	NAP	NAP	NAP	NAP	-	-
43.1.6 Rent and tenancies courts	NAP	NAP	NAP	NAP	NAP	NAP	NAP	NAP	NAP	NAP	-	-
43.1.7 Enforcement of criminal sanctions courts	NAP	NAP	NAP	NAP	NAP	NAP	NAP	NAP	NAP	NAP	-	-
43.1.8 Fight against terrorism, organised crime and corruption	NAP	NAP	NAP	NAP	NAP	NAP	NAP	NAP	NAP	NAP	-	-
43.1.9 Internet related disputes	NAP	NAP	NAP	NAP	NAP	NAP	NAP	NAP	NAP	NAP	-	-
43.1.10 Administrative courts	NAP	NAP	NAP	NAP	NAP	NAP	NAP	NAP	NAP	NAP	-	-
43.1.11 Insurance and / or social welfare courts	NAP	NAP	NAP	NAP	NAP	NAP	NAP	NAP	NAP	NAP	-	-
43.1.12 Military courts	NAP	NAP	NAP	NAP	NAP	NAP	NAP	NAP	NAP	NAP	-	-
43.1.13 Juvenile courts	-	-	-	-	-	-	-	-	NAP	NAP	-	-
43.1.14 Other specialised courts	NAP	NAP	NAP	NAP	NAP	NAP	NAP	NAP	NAP	NAP	-	-
43.2.1 Total number of specialised courts of higher instances	-	-	-	-	-	-	-	-	1	1	-	0,0%
43.2.2 Commercial courts (excluded insolvency courts)	-	-	-	-	-	-	-	-	NAP	NAP	-	-
43.2.3 Insolvency courts	-	-	-	-	-	-	-	-	NAP	NAP	-	-
43.2.4 Labour courts	-	-	-	-	-	-	-	-	NAP	NAP	-	-

# Czech Republic

(2012-2021) data tables

Question	2012	2013	2014	2015	2016	2017	2018	2019	2020	2021	Variations for quantitative questions	
											2012-2021	2020-2021
43.2.5 Family courts	-	-	-	-	-	-	-	-	NAP	NAP	-	-
43.2.6 Rent and tenancies courts	-	-	-	-	-	-	-	-	NAP	NAP	-	-
43.2.7 Enforcement of criminal sanctions courts	-	-	-	-	-	-	-	-	NAP	NAP	-	-
43.2.8 Fight against terrorism, organised crime and corruption	-	-	-	-	-	-	-	-	NAP	NAP	-	-
43.2.9 Internet related disputes	-	-	-	-	-	-	-	-	NAP	NAP	-	-
43.2.10 Administrative courts	-	-	-	-	-	-	-	-	1	1	-	0,0%
43.2.11 Insurance and / or social welfare courts	-	-	-	-	-	-	-	-	NAP	NAP	-	-
43.2.12 Military courts	-	-	-	-	-	-	-	-	NAP	NAP	-	-
43.2.13 Juvenile courts	-	-	-	-	-	-	-	-	NAP	NAP	-	-
43.2.14 Other specialised courts	-	-	-	-	-	-	-	-	NAP	NAP	-	-
44.1.1 First instance courts geographic locations	-	-	-	-	-	-	-	-	89	89	-	0,0%
44.1.2 All courts geographic locations	98	98	98	98	98	98	98	98	107	107	9,2%	0,0%

## Indicator 3: The performance of courts at all stages of the proceedings

### First instance other than criminal cases (Q91)

91.1.1 1st inst courts_Pending cases on 1 Jan. Total of other than criminal law cases (1+2+3+4)	522 186	296 269	375 783	546 992	517 801	465 609	446 370	425 103	409 216	426 426	-18,3%	4,2%
91.1.2 1st inst courts_Pending cases on 1 Jan. Civil (and commercial) litigious cases	166 919	171 113	248 246	215 113	186 136	163 222	148 655	143 208	129 181	135 373	-18,9%	4,8%
91.1.3 1st inst courts_Pending cases on 1 Jan. Non litigious cases (2.1+2.2+2.3)	-	-	42 997	221 076	205 370	164 996	162 410	153 253	152 957	165 998	-	8,5%
91.1.4 1st inst courts_Pending cases on 1 Jan. General civil (and commercial) non-litigious cases	43 819	97 177	32 194	210 783	191 171	159 112	153 009	146 828	147 291	161 741	269,1%	9,8%
91.1.5 1st inst courts_Pending cases on 1 Jan. Registry cases (2.2.1+2.2.2+2.2.3)	-	-	7 923	8 995	12 622	3 871	7 459	5 017	5 009	3 825	-	-23,6%

# Czech Republic

## (2012-2021) data tables

Question	2012	2013	2014	2015	2016	2017	2018	2019	2020	2021	Variations for quantitative questions	
											2012-2021	2020-2021
91.1.6 1st inst courts_Pending cases on 1 Jan. Non litigious land registry cases	NAP	NAP	NAP	NAP	NAP	NAP	NAP	NAP	NAP	NAP	-	-
91.1.7 1st inst courts_Pending cases on 1 Jan. Non-litigious business registry cases	NAP	NAP	7 923	8 995	12 622	3 871	7 459	5 017	5 009	3 825	-	-23,6%
91.1.8 1st inst courts_Pending cases on 1 Jan. Other registry cases	-	-	NAP	NAP	NAP	NAP	NAP	NAP	NAP	NAP	-	-
91.1.9 1st inst courts_Pending cases on 1 Jan. Other non-litigious cases	-	-	2 880	1 298	1 577	2 013	1 942	1 408	657	432	-	-34,2%
91.1.10 1st inst courts_Pending cases on 1 Jan. Administrative law cases	NAP	NAP	8 543	9 374	8 296	10 377	10 377	11 799	11 044	9 784	-	-11,4%
91.1.11 1st inst courts_Pending cases on 1 Jan. Other cases (e.g. insolvency registry cases)	311 448	27 979	75 997	101 429	117 999	127 014	124 928	116 843	116 034	115 271	-63,0%	-0,7%
91.2.1 1st inst courts_Incoming cases_Total of other than criminal law cases (1+2+3+4)	1 046 760	1 734 290	958 450	1 136 003	1 039 521	1 007 787	936 757	959 983	930 125	901 344	-13,9%	-3,1%
91.2.2 1st inst courts_Incoming cases_Civil (and commercial) litigious cases	363 080	469 054	480 999	398 243	332 407	361 160	346 240	355 323	305 443	311 244	-14,3%	1,9%
91.2.3 1st inst courts_Incoming cases_Non litigious cases (2.1+2.2+2.3)	-	-	433 561	690 653	660 677	613 082	553 409	560 321	583 503	553 375	-	-5,2%
91.2.4 1st inst courts_Incoming cases_General civil (and commercial) non-litigious cases	290 715	894 145	150 192	508 617	490 606	478 629	440 015	438 605	471 957	441 040	51,7%	-6,6%
91.2.5 1st inst courts_Incoming cases_Registry cases (2.2.1+2.2.2+2.2.3)	-	-	238 876	179 997	167 963	132 610	111 788	119 871	109 904	110 313	-	0,4%
91.2.6 1st inst courts_Incoming cases_Non litigious land registry cases	NAP	NAP	NAP	NAP	NAP	NAP	NAP	NAP	NAP	NAP	-	-
91.2.7 1st inst courts_Incoming cases_Non-litigious business registry cases	NAP	NAP	238 876	179 997	167 963	132 610	111 788	119 871	109 904	110 313	-	0,4%
91.2.8 1st inst courts_Incoming cases_Other registry cases	-	-	NAP	NAP	NAP	NAP	NAP	NAP	NAP	NAP	-	-
91.2.9 1st inst courts_Incoming cases_Other non-litigious cases	-	-	44 493	2 039	2 108	1 843	1 606	1 845	1 642	2 022	-	23,1%
91.2.10 1st inst courts_Incoming cases_Administrative law cases	NAP	NAP	9 055	9 143	11 416	11 031	11 865	10 576	10 015	9 303	-	-7,1%
91.2.11 1st inst courts_Incoming cases_Other cases (e.g. insolvency registry cases)	392 965	371 091	34 835	37 964	35 021	22 514	25 243	33 763	31 164	27 422	-93,0%	-12,0%
91.3.1 1st inst courts_Resolved cases_Total of other than criminal law cases (1+2+3+4)	1 190 182	1 679 459	932 818	1 161 795	1 093 080	1 018 171	958 742	967 488	913 104	924 994	-22,3%	1,3%
91.3.2 1st inst courts_Resolved cases_Civil (and commercial) litigious cases	358 886	423 105	503 666	427 241	365 678	366 389	351 743	360 375	299 306	322 125	-10,2%	7,6%
91.3.3 1st inst courts_Resolved cases_Non litigious cases (2.1+2.2+2.3)	-	-	405 363	704 714	692 231	610 340	562 658	560 670	570 574	560 692	-	-1,7%

# Czech Republic

## (2012-2021) data tables

Question	2012	2013	2014	2015	2016	2017	2018	2019	2020	2021	Variations for quantitative questions	
											2012-2021	2020-2021
91.3.4 1st inst courts_Resolved cases_General civil (and commercial) non-litigious cases	298 084	915 562	126 708	527 754	517 490	479 403	446 312	438 211	457 632	449 043	50,6%	-1,9%
91.3.5 1st inst courts_Resolved cases_Registry cases (2.2.1+2.2.2+2.2.3)	-	-	234 227	175 198	173 069	129 022	114 206	119 862	111 067	109 784	-	-1,2%
91.3.6 1st inst courts_Resolved cases_Non litigious land registry cases	NAP	NAP	NAP	NAP	NAP	NAP	NAP	NAP	NAP	NAP	-	-
91.3.7 1st inst courts_Resolved cases_Non-litigious business registry cases	NAP	NAP	234 227	175 198	173 069	129 022	114 206	119 862	111 067	109 784	-	-1,2%
91.3.8 1st inst courts_Resolved cases_Other registry cases	-	-	NAP	NAP	NAP	NAP	NAP	NAP	NAP	NAP	-	-
91.3.9 1st inst courts_Resolved cases_Other non-litigious cases	-	-	44 428	1 762	1 672	1 915	2 140	2 597	1 875	1 865	-	-0,5%
91.3.10 1st inst courts_Resolved cases_Administrative law cases	NAP	NAP	8 233	8 425	9 157	10 113	10 445	11 333	11 275	11 064	-	-1,9%
91.3.11 1st inst courts_Resolved cases_Other cases (e.g. insolvency registry cases)	533 212	340 792	15 556	21 415	26 014	31 329	33 896	35 110	31 949	31 113	-94,2%	-2,6%
91.4.1 1st inst courts_Pending cases on 31 Dec. Total of other than criminal law cases (1+2+3+4)	378 764	351 100	401 415	521 200	464 242	455 225	424 385	417 598	426 237	402 776	6,3%	-5,5%
91.4.2 1st inst courts_Pending cases on 31 Dec. Civil (and commercial) litigious cases	171 113	217 062	225 579	186 115	152 865	157 993	143 152	138 156	135 318	124 492	-27,2%	-8,0%
91.4.3 1st inst courts_Pending cases on 31 Dec. Non litigious cases (2.1+2.2+2.3)	-	-	71 195	207 015	173 816	167 738	153 161	152 904	165 886	158 681	-	-4,3%
91.4.4 1st inst courts_Pending cases on 31 Dec. General civil (and commercial) non-litigious cases	36 450	75 760	55 678	191 646	164 287	158 338	146 712	147 222	161 616	153 738	321,8%	-4,9%
91.4.5 1st inst courts_Pending cases on 31 Dec. Registry cases (2.2.1+2.2.2+2.2.3)	-	-	12 572	13 794	7 516	7 459	5 041	5 026	3 846	4 354	-	13,2%
91.4.6 1st inst courts_Pending cases on 31 Dec. Non litigious land registry cases	NAP	NAP	NAP	NAP	NAP	NAP	NAP	NAP	NAP	NAP	-	-
91.4.7 1st inst courts_Pending cases on 31 Dec. Non-litigious business registry cases	NAP	NAP	12 572	13 794	7 516	7 459	5 041	5 026	3 846	4 354	-	13,2%
91.4.8 1st inst courts_Pending cases on 31 Dec. Other registry cases	-	-	NAP	NAP	NAP	NAP	NAP	NAP	NAP	NAP	-	-
91.4.9 1st inst courts_Pending cases on 31 Dec. Other non-litigious cases	-	-	2 945	1 575	2 013	1 941	1 408	656	424	589	-	38,9%
91.4.10 1st inst courts_Pending cases on 31 Dec. Administrative law cases	NAP	NAP	9 365	10 092	10 555	11 295	11 797	11 042	9 784	8 023	-	-18,0%
91.4.11 1st inst courts_Pending cases on 31 Dec. Other cases (e.g. insolvency registry cases)	171 201	58 278	95 276	117 978	127 006	118 199	116 275	115 496	115 249	111 580	-34,8%	-3,2%

# Czech Republic

(2012-2021) data tables

Question	2012	2013	2014	2015	2016	2017	2018	2019	2020	2021	Variations for quantitative questions	
											2012-2021	2020-2021
<b>Table 3.2.1.1 to 3.2.1.2 (all years) First instance courts: Clearance rate and disposition time for other than criminal cases (Q91)</b>												
<b>Table 3.3.4 to 3.3.7 Variation of Clearance Rate and Disposition Time of first instance other than criminal cases (Q91)</b>												
<b>Table 3.13.1 (EC) to 3.13.6 (EC) First instance courts: Disposition time and clearance rate for other than criminal cases (Q91)</b>												
CR Total of other than criminal law cases	113,7%	96,8%	97,3%	102,3%	105,2%	101,0%	102,3%	100,8%	98,2%	102,6%	(11,08)	4,45
CR Civil (and commercial) litigious cases	98,8%	90,2%	104,7%	107,3%	110,0%	101,4%	101,6%	101,4%	98,0%	103,5%	4,65	5,51
CR Non litigious cases (2.1+2.2+2.3)	-	-	93,5%	102,0%	104,8%	99,6%	101,7%	100,1%	97,8%	101,3%	-	3,54
CR General civil (and commercial) non-litigious cases	102,5%	102,4%	84,4%	103,8%	105,5%	100,2%	101,4%	99,9%	97,0%	101,8%	(0,72)	4,85
CR Registry cases (2.2.1+2.2.2+2.2.3)	-	-	98,1%	97,3%	103,0%	97,3%	102,2%	100,0%	101,1%	99,5%	-	(1,54)
CR Non litigious land registry cases	NAP	NAP	NAP	NAP	NAP	NAP	NAP	NAP	NAP	NAP	-	-
CR Non-litigious business registry cases	NAP	NAP	98,1%	97,3%	103,0%	97,3%	102,2%	100,0%	101,1%	99,5%	-	(1,54)
CR Other registry cases	-	-	NAP	NAP	NAP	NAP	NAP	NAP	NAP	NAP	-	-
CR Other non-litigious cases	-	-	99,9%	86,4%	79,3%	103,9%	133,3%	140,8%	114,2%	92,2%	-	(21,95)
CR Administrative law cases	NAP	NAP	90,9%	92,1%	80,2%	91,7%	88,0%	107,2%	112,6%	118,9%	-	6,35
CR Other cases (e.g. insolvency registry cases)	135,7%	91,8%	44,7%	56,4%	74,3%	139,2%	134,3%	104,0%	102,5%	113,5%	(22,23)	10,94
DT Total of other than criminal law cases	116	76	157	164	155	163	162	158	170	159	36,8%	-6,7%
DT Civil (and commercial) litigious cases	174	187	163	159	153	157	149	140	165	141	-18,9%	-14,5%
DT Non litigious cases (2.1+2.2+2.3)	-	-	64	107	92	100	99	100	106	103	-	-2,7%
DT General civil (and commercial) non-litigious cases	45	30	160	133	116	121	120	123	129	125	180,0%	-3,1%
DT Registry cases (2.2.1+2.2.2+2.2.3)	-	-	20	29	16	21	16	15	13	14	-	14,5%
DT Non litigious land registry cases	NAP	NAP	NAP	NAP	NAP	NAP	NAP	NAP	NAP	NAP	-	-

# Czech Republic

(2012-2021) data tables

Question	2012	2013	2014	2015	2016	2017	2018	2019	2020	2021	Variations for quantitative questions	
											2012-2021	2020-2021
DT Non-litigious business registry cases	NAP	NAP	20	29	16	21	16	15	13	14	-	14,5%
DT Other registry cases	-	-	NAP	NAP	NAP	NAP	NAP	NAP	NAP	NAP	-	-
DT Other non-litigious cases	-	-	24	326	439	370	240	92	83	115	-	39,7%
DT Administrative law cases	NAP	NAP	415	437	421	408	412	356	317	265	-	-16,4%
DT Other cases (e.g. insolvency registry cases)	117	62	2236	2011	1782	1377	1252	1201	1317	1309	1017,0%	-0,6%

## First instance courts, number of cases for specific case categories (Q101)

101.1.1 Pending cases on 1 Jan. _Litigious divorce case	13 150	12 965	13 636	12 448	11 675	10 313	9 419	9 014	9 036	8 613	-34,5%	-4,7%
101.1.2 Pending cases on 1 Jan. _Employment dismissal case	NA	NA	NA	NA	NA	NA	NA	NA	NA	NA	-	-
101.1.3 Pending cases on 1 Jan. _Insolvency	30 331	52 032	75 256	95 282	111 050	119 923	117 766	116 843	111 104	110 263	263,5%	-0,8%
101.1.3 Pending cases on 1 Jan. _Robbery cases	-	-	-	-	-	-	-	-	NA	NA	-	-
101.1.3 Pending cases on 1 Jan. _Intentional homicide	-	-	-	-	-	-	-	-	NA	NA	-	-
101.2.1 Incoming cases_Litigious divorce case	30 025	32 804	29 474	28 941	28 500	28 033	26 894	27 251	23 601	22 266	-25,8%	-5,7%
101.2.2 Incoming cases_Employment dismissal case	NA	NA	NA	NA	NA	NA	NA	NA	NA	NA	-	-
101.2.3 Incoming cases_Insolvency	33 083	37 637	34 835	32 801	29 871	16 895	21 211	33 763	26 712	23 632	-28,6%	-11,5%
101.2.3 Incoming cases_Robbery cases	-	-	-	-	-	-	-	-	NA	NA	-	-
101.2.3 Incoming cases_Intentional homicide	-	-	-	-	-	-	-	-	NA	NA	-	-
101.3.1 Resolved cases_Litigious divorce case	30 557	32 559	30 719	29 777	29 907	28 934	27 337	27 241	24 054	23 611	-22,7%	-1,8%
101.3.2 Resolved cases_Employment dismissal case	NA	NA	NA	NA	NA	NA	NA	NA	NA	NA	-	-
101.3.3 Resolved cases_Insolvency	11 382	14 920	15 556	17 047	20 998	25 782	28 436	35 110	27 567	26 679	134,4%	-3,2%

# Czech Republic

## (2012-2021) data tables

Question	2012	2013	2014	2015	2016	2017	2018	2019	2020	2021	Variations for quantitative questions	
											2012-2021	2020-2021
101.3.3 Resolved cases_Robbery cases	-	-	-	-	-	-	-	-	NA	NA	-	-
101.3.3 Resolved cases_Intentional homicide	-	-	-	-	-	-	-	-	NA	NA	-	-
101.4.1 Pending cases on 31 Dec. _Litigious divorce case	12 965	13 210	12 391	11 612	10 268	9 412	8 976	9 024	8 583	7 268	-43,9%	-15,3%
101.4.2 Pending cases on 31 Dec. _Employment dismissal case	NA	NA	NA	NA	NA	NA	NA	NA	NA	NA	-	-
101.4.3 Pending cases on 31 Dec. _Insolvency	52 032	74 749	95 276	111 036	119 923	111 036	110 541	115 496	110 249	107 216	106,1%	-2,8%
101.4.3 Pending cases on 31 Dec. _Robbery cases	-	-	-	-	-	-	-	-	NA	NA	-	-
101.4.3 Pending cases on 31 Dec. _Intentional homicide	-	-	-	-	-	-	-	-	NA	NA	-	-

### First instance courts: Clearance rate and disposition time for specific case categories (Q101)

CR Litigious divorce cases	101,8%	99,3%	104,2%	102,9%	104,9%	103,2%	101,6%	100,0%	101,9%	106,0%	4,27	4,12
CR Employment dismissal cases	NA	NA	NA	NA	NA	NA	NA	NA	NA	NA	-	-
CR Insolvency cases	34,4%	39,6%	44,7%	52,0%	70,3%	152,6%	134,1%	104,0%	103,2%	112,9%	78,49	9,69
DT Litigious divorce cases	155	148	147	142	125	119	120	121	130	112	-27,4%	-13,7%
DT Employment dismissal cases	NA	NA	NA	NA	NA	NA	NA	NA	NA	NA	-	-
DT Insolvency cases	1 669	1 829	2 236	2 377	2 085	1 572	1 419	1 201	1 460	1 467	-12,1%	0,5%

### Second instance other than criminal cases (Q97)

97.1.1 2nd inst courts_Pending cases on 1 Jan. Total of other than criminal law cases (1+2+3+4)			20 446	19 856	18 078	16 586	14 187	13 224	11 304	11 401	-	0,9%
97.1.2 2nd inst courts_Pending cases on 1 Jan. Civil (and commercial) litigious cases			19 680	18 367	16 615	15 189	13 254	12 291	10 531	10 688	-	1,5%
97.1.3 2nd inst courts_Pending cases on 1 Jan. Non litigious cases (2.1+2.2+2.3)			NAP	NAP	NAP	NAP	NAP	NAP	NAP	NAP	-	-



# Czech Republic

## (2012-2021) data tables

Question	2012	2013	2014	2015	2016	2017	2018	2019	2020	2021	Variations for quantitative questions	
											2012-2021	2020-2021
97.1.4 2nd inst courts_Pending cases on 1 Jan. General civil (and commercial) non-litigious cases			NAP	NAP	NAP	NAP	NAP	NAP	NAP	NAP	-	-
97.1.5 2nd inst courts_Pending cases on 1 Jan. Registry cases (2.2.1+2.2.2+2.2.3)			NAP	NAP	NAP	NAP	NAP	NAP	NAP	NAP	-	-
97.1.6 2nd inst courts_Pending cases on 1 Jan. Non litigious land registry cases			NAP	NAP	NAP	NAP	NAP	NAP	NAP	NAP	-	-
97.1.7 2nd inst courts_Pending cases on 1 Jan. Non-litigious business registry cases			NAP	NAP	NAP	NAP	NAP	NAP	NAP	NAP	-	-
97.1.8 2nd inst courts_Pending cases on 1 Jan. Other registry cases			NAP	NAP	NAP	NAP	NAP	NAP	NAP	NAP	-	-
97.1.9 2nd inst courts_Pending cases on 1 Jan. Other non-litigious cases			NAP	NAP	NAP	NAP	NAP	NAP	NAP	NAP	-	-
97.1.10 2nd inst courts_Pending cases on 1 Jan. Administrative law cases			NAP	NAP	NAP	NAP	NAP	NAP	NAP	NAP	-	-
97.1.11 2nd inst courts_Pending cases on 1 Jan. Other cases			766	1 489	1 463	1 397	933	933	773	713	-	-7,8%
97.2.1 2nd inst courts_Incoming cases_Total of other than criminal law cases (1+2+3+4)			94 595	85 012	84 465	68 340	63 819	59 324	53 147	50 849	-	-4,3%
97.2.2 2nd inst courts_Incoming cases_Civil (and commercial) litigious cases			90 549	80 002	79 178	63 475	59 029	54 478	49 597	46 924	-	-5,4%
97.2.3 2nd inst courts_Incoming cases_Non litigious cases (2.1+2.2+2.3)			NAP	NAP	NAP	NAP	NAP	NAP	NAP	NAP	-	-
97.2.4 2nd inst courts_Incoming cases_General civil (and commercial) non-litigious cases			NAP	NAP	NAP	NAP	NAP	NAP	NAP	NAP	-	-
97.2.5 2nd inst courts_Incoming cases_Registry cases (2.2.1+2.2.2+2.2.3)			NAP	NAP	NAP	NAP	NAP	NAP	NAP	NAP	-	-
97.2.6 2nd inst courts_Incoming cases_Non litigious land registry cases			NAP	NAP	NAP	NAP	NAP	NAP	NAP	NAP	-	-
97.2.7 2nd inst courts_Incoming cases_Non-litigious business registry cases			NAP	NAP	NAP	NAP	NAP	NAP	NAP	NAP	-	-
97.2.8 2nd inst courts_Incoming cases_Other registry cases			NAP	NAP	NAP	NAP	NAP	NAP	NAP	NAP	-	-
97.2.9 2nd inst courts_Incoming cases_Other non-litigious cases			NAP	NAP	NAP	NAP	NAP	NAP	NAP	NAP	-	-
97.2.10 2nd inst courts_Incoming cases_Administrative law cases			NAP	NAP	NAP	NAP	NAP	NAP	NAP	NAP	-	-
97.2.11 2nd inst courts_Incoming cases_Other cases			4 046	5 010	5 287	4 865	4 790	4 846	3 550	3 925	-	10,6%
97.3.1 2nd inst courts_Resolved cases_Total of other than criminal law cases (1+2+3+4)			95 586	86 813	85 970	70 747	64 792	61 251	53 053	52 609	-	-0,8%

# Czech Republic

## (2012-2021) data tables

Question	2012	2013	2014	2015	2016	2017	2018	2019	2020	2021	Variations for quantitative questions	
											2012-2021	2020-2021
97.3.2 2nd inst courts_Resolved cases_Civil (and commercial) litigious cases			91 922	81 777	80 618	65 419	60 003	56 248	49 443	48 767	-	-1,4%
97.3.3 2nd inst courts_Resolved cases_Non litigious cases (2.1+2.2+2.3)			NAP	NAP	NAP	NAP	NAP	NAP	NAP	NAP	-	-
97.3.4 2nd inst courts_Resolved cases_General civil (and commercial) non-litigious cases			NAP	NAP	NAP	NAP	NAP	NAP	NAP	NAP	-	-
97.3.5 2nd inst courts_Resolved cases_Registry cases (2.2.1+2.2.2+2.2.3)			NAP	NAP	NAP	NAP	NAP	NAP	NAP	NAP	-	-
97.3.6 2nd inst courts_Resolved cases_Non litigious land registry cases			NAP	NAP	NAP	NAP	NAP	NAP	NAP	NAP	-	-
97.3.7 2nd inst courts_Resolved cases_Non-litigious business registry cases			NAP	NAP	NAP	NAP	NAP	NAP	NAP	NAP	-	-
97.3.8 2nd inst courts_Resolved cases_Other registry cases			NAP	NAP	NAP	NAP	NAP	NAP	NAP	NAP	-	-
97.3.9 2nd inst courts_Resolved cases_Other non-litigious cases			NAP	NAP	NAP	NAP	NAP	NAP	NAP	NAP	-	-
97.3.10 2nd inst courts_Resolved cases_Administrative law cases			NAP	NAP	NAP	NAP	NAP	NAP	NAP	NAP	-	-
97.3.11 2nd inst courts_Resolved cases_Other cases			3 664	5 036	5 352	5 328	4 789	5 003	3 610	3 842	-	6,4%
97.4.1 2nd inst courts_Pending cases on 31 Dec. Total of other than criminal law cases (1+2+3+4)			19 455	18 055	16 573	14 179	13 214	11 297	11 398	9 641	-	-15,4%
97.4.2 2nd inst courts_Pending cases on 31 Dec. Civil (and commercial) litigious cases			18 307	16 592	15 175	13 245	12 280	10 521	10 685	8 845	-	-17,2%
97.4.3 2nd inst courts_Pending cases on 31 Dec. Non litigious cases (2.1+2.2+2.3)			NAP	NAP	NAP	NAP	NAP	NAP	NAP	NAP	-	-
97.4.4 2nd inst courts_Pending cases on 31 Dec. General civil (and commercial) non-litigious cases			NAP	NAP	NAP	NAP	NAP	NAP	NAP	NAP	-	-
97.4.5 2nd inst courts_Pending cases on 31 Dec. Registry cases (2.2.1+2.2.2+2.2.3)			NAP	NAP	NAP	NAP	NAP	NAP	NAP	NAP	-	-
97.4.6 2nd inst courts_Pending cases on 31 Dec. Non litigious land registry cases			NAP	NAP	NAP	NAP	NAP	NAP	NAP	NAP	-	-
97.4.7 2nd inst courts_Pending cases on 31 Dec. Non-litigious business registry cases			NAP	NAP	NAP	NAP	NAP	NAP	NAP	NAP	-	-
97.4.8 2nd inst courts_Pending cases on 31 Dec. Other registry cases			NAP	NAP	NAP	NAP	NAP	NAP	NAP	NAP	-	-
97.4.9 2nd inst courts_Pending cases on 31 Dec. Other non-litigious cases			NAP	NAP	NAP	NAP	NAP	NAP	NAP	NAP	-	-
97.4.10 2nd inst courts_Pending cases on 31 Dec. Administrative law cases			NAP	NAP	NAP	NAP	NAP	NAP	NAP	NAP	-	-

# Czech Republic

## (2012-2021) data tables

Question	2012	2013	2014	2015	2016	2017	2018	2019	2020	2021	Variations for quantitative questions	
											2012-2021	2020-2021
97.4.11 2nd inst courts_Pending cases on 31 Dec. Other cases			1 148	1 463	1 398	934	934	776	713	796	-	11,6%
97.5.1 2nd inst courts_Pending more than 2 years - Total of other than criminal law cases (1+2+3+4)			-	-	NA	NA	NA	NA	NA	NA	-	-
97.5.2 2nd inst courts_Pending more than 2 years - Civil (and commercial) litigious cases			-	-	NA	NA	NA	NA	NA	NA	-	-
97.5.10 2nd inst courts_Pending more than 2 years - Administrative law cases			-	-	NAP	NAP	NAP	NAP	NAP	NAP	-	-

### Clearance rate and disposition time for second instance other than criminal law cases (Q97)

CR Total of other than criminal law cases			101,0%	102,1%	101,8%	103,5%	101,5%	103,2%	99,8%	103,5%	-	3,64
CR Civil (and commercial) litigious cases			101,5%	102,2%	101,8%	103,1%	101,7%	103,2%	99,7%	103,9%	-	4,24
CR Non litigious cases (2.1+2.2+2.3)			NAP	NAP	NAP	NAP	NAP	NAP	NAP	NAP	-	-
CR General civil (and commercial) non-litigious cases			NAP	NAP	NAP	NAP	NAP	NAP	NAP	NAP	-	-
CR Registry cases (2.2.1+2.2.2+2.2.3)			NAP	NAP	NAP	NAP	NAP	NAP	NAP	NAP	-	-
CR Non litigious land registry cases			NAP	NAP	NAP	NAP	NAP	NAP	NAP	NAP	-	-
CR Non-litigious business registry cases			NAP	NAP	NAP	NAP	NAP	NAP	NAP	NAP	-	-
CR Other registry cases			NAP	NAP	NAP	NAP	NAP	NAP	NAP	NAP	-	-
CR Other non-litigious cases			NAP	NAP	NAP	NAP	NAP	NAP	NAP	NAP	-	-
CR Administrative law cases			NAP	NAP	NAP	NAP	NAP	NAP	NAP	NAP	-	-
CR Other cases (e.g. insolvency registry cases)			90,6%	100,5%	101,2%	109,5%	100,0%	103,2%	101,7%	97,9%	-	(3,80)
DT Total of other than criminal law cases			74	76	70	73	74	67	78	67	-	-14,7%
DT Civil (and commercial) litigious cases			73	74	69	74	75	68	79	66	-	-16,1%
DT Non litigious cases (2.1+2.2+2.3)			NAP	NAP	NAP	NAP	NAP	NAP	NAP	NAP	-	-

# Czech Republic

## (2012-2021) data tables

Question	2012	2013	2014	2015	2016	2017	2018	2019	2020	2021	Variations for quantitative questions	
											2012-2021	2020-2021
DT General civil (and commercial) non-litigious cases			NAP	NAP	NAP	NAP	NAP	NAP	NAP	NAP	-	-
DT Registry cases (2.2.1+2.2.2+2.2.3)			NAP	NAP	NAP	NAP	NAP	NAP	NAP	NAP	-	-
DT Non litigious land registry cases			NAP	NAP	NAP	NAP	NAP	NAP	NAP	NAP	-	-
DT Non-litigious business registry cases			NAP	NAP	NAP	NAP	NAP	NAP	NAP	NAP	-	-
DT Other registry cases			NAP	NAP	NAP	NAP	NAP	NAP	NAP	NAP	-	-
DT Other non-litigious cases			NAP	NAP	NAP	NAP	NAP	NAP	NAP	NAP	-	-
DT Administrative law cases			NAP	NAP	NAP	NAP	NAP	NAP	NAP	NAP	-	-
DT Other cases (e.g. insolvency registry cases)			114	106	95	64	71	57	72	76	-	4,9%

### Supreme courts' other than criminal law cases (Q99)

99.1.1 High inst courts_Pending cases on 1 Jan. Total of other than criminal law cases (1+2+3+4)			4 017	2 992	4 235	4 689	5 142	5 274	5 191	5 095	-	-1,8%
99.1.2 High inst courts_Pending cases on 1 Jan. Civil (and commercial) litigious cases			2 692	2 893	2 836	2 930	2 884	2 404	1 970	1 662	-	-15,6%
99.1.3 High inst courts_Pending cases on 1 Jan. Non litigious cases (2.1+2.2+2.3)			20	31	79	68	37	35	47	38	-	-19,1%
99.1.4 High inst courts_Pending cases on 1 Jan. General civil (and commercial) non-litigious cases			20	31	79	68	37	35	47	38	-	-19,1%
99.1.5 High inst courts_Pending cases on 1 Jan. Registry cases (2.2.1+2.2.2+2.2.3)			NAP	NAP	NAP	NAP	NAP	NAP	NAP	NAP	-	-
99.1.6 High inst courts_Pending cases on 1 Jan. Non litigious land registry cases			NAP	NAP	NAP	NAP	NAP	NAP	NAP	NAP	-	-
99.1.7 High inst courts_Pending cases on 1 Jan. Non-litigious business registry cases			NAP	NAP	NAP	NAP	NAP	NAP	NAP	NAP	-	-
99.1.8 High inst courts_Pending cases on 1 Jan. Other registry cases			NAP	NAP	NAP	NAP	NAP	NAP	NAP	NAP	-	-
99.1.9 High inst courts_Pending cases on 1 Jan. Other non-litigious cases			-	NAP	NAP	NAP	NAP	NAP	NAP	NAP	-	-
99.1.10 High inst courts_Pending cases on 1 Jan. Administrative law cases			1 216	NA	1 130	1 422	1 883	2 503	2 884	3 136	-	8,7%

# Czech Republic

## (2012-2021) data tables

Question	2012	2013	2014	2015	2016	2017	2018	2019	2020	2021	Variations for quantitative questions	
											2012-2021	2020-2021
99.1.11 High inst courts_Pending cases on 1 Jan. Other cases (e.g. insolvency registry cases)			89	68	190	269	338	124	290	259	-	-10,7%
99.2.1 High inst courts_Incoming cases_Total of other than criminal law cases (1+2+3+4)			8 580	6 128	9 935	10 620	9 418	9 097	8 402	8 200	-	-2,4%
99.2.2 High inst courts_Incoming cases_Civil (and commercial) litigious cases			5 462	5 757	6 065	6 105	4 784	4 340	3 927	3 762	-	-4,2%
99.2.3 High inst courts_Incoming cases_Non litigious cases (2.1+2.2+2.3)			253	271	220	224	182	195	151	187	-	23,8%
99.2.4 High inst courts_Incoming cases_General civil (and commercial) non-litigious cases			253	271	220	224	182	195	151	187	-	23,8%
99.2.5 High inst courts_Incoming cases_Registry cases (2.2.1+2.2.2+2.2.3)			NAP	NAP	NAP	NAP	NAP	NAP	NAP	NAP	-	-
99.2.6 High inst courts_Incoming cases_Non litigious land registry cases			NAP	NAP	NAP	NAP	NAP	NAP	NAP	NAP	-	-
99.2.7 High inst courts_Incoming cases_Non-litigious business registry cases			NAP	NAP	NAP	NAP	NAP	NAP	NAP	NAP	-	-
99.2.8 High inst courts_Incoming cases_Other registry cases			NAP	NAP	NAP	NAP	NAP	NAP	NAP	NAP	-	-
99.2.9 High inst courts_Incoming cases_Other non-litigious cases			-	NAP	NAP	NAP	NAP	NAP	NAP	NAP	-	-
99.2.10 High inst courts_Incoming cases_Administrative law cases			2 647	NA	3 246	3 902	4 109	4 261	4 037	4 012	-	-0,6%
99.2.11 High inst courts_Incoming cases_Other cases (e.g. insolvency registry cases)			218	100	404	389	343	144	287	239	-	-16,7%
99.3.1 High inst courts_Resolved cases_Total of other than criminal law cases (1+2+3+4)			8 378	6 108	9 481	10 168	9 286	9 180	8 497	8 140	-	-4,2%
99.3.2 High inst courts_Resolved cases_Civil (and commercial) litigious cases			5 262	5 812	5 971	6 151	5 264	4 774	4 234	3 855	-	-9,0%
99.3.3 High inst courts_Resolved cases_Non litigious cases (2.1+2.2+2.3)			242	223	231	255	184	183	160	173	-	8,1%
99.3.4 High inst courts_Resolved cases_General civil (and commercial) non-litigious cases			242	223	231	255	184	183	160	173	-	8,1%
99.3.5 High inst courts_Resolved cases_Registry cases (2.2.1+2.2.2+2.2.3)			NAP	NAP	NAP	NAP	NAP	NAP	NAP	NAP	-	-
99.3.6 High inst courts_Resolved cases_Non litigious land registry cases			NAP	NAP	NAP	NAP	NAP	NAP	NAP	NAP	-	-
99.3.7 High inst courts_Resolved cases_Non-litigious business registry cases			NAP	NAP	NAP	NAP	NAP	NAP	NAP	NAP	-	-
99.3.8 High inst courts_Resolved cases_Other registry cases			NAP	NAP	NAP	NAP	NAP	NAP	NAP	NAP	-	-

# Czech Republic

## (2012-2021) data tables

Question	2012	2013	2014	2015	2016	2017	2018	2019	2020	2021	Variations for quantitative questions	
											2012-2021	2020-2021
99.3.9 High inst courts_Resolved cases_Other non-litigious cases			-	NAP	NAP	NAP	NAP	NAP	NAP	NAP	-	-
99.3.10 High inst courts_Resolved cases_Administrative law cases			2 704	NA	2 954	3 442	3 489	3 880	3 785	3 822	-	1,0%
99.3.11 High inst courts_Resolved cases_Other cases (e.g. insolvency registry cases)			170	73	325	320	349	159	318	290	-	-8,8%
99.4.1 High inst courts_Pending cases on 31 Dec. Total of other than criminal law cases (1+2+3+4)			4 219	3 012	4 689	5 141	5 274	5 191	5 096	5 155	-	1,2%
99.4.2 High inst courts_Pending cases on 31 Dec. Civil (and commercial) litigious cases			2 892	2 838	2 930	2 884	2 404	1 970	1 663	1 569	-	-5,7%
99.4.3 High inst courts_Pending cases on 31 Dec. Non litigious cases (2.1+2.2+2.3)			31	79	68	37	35	47	38	52	-	36,8%
99.4.4 High inst courts_Pending cases on 31 Dec. General civil (and commercial) non-litigious cases			31	79	68	37	35	47	38	52	-	36,8%
99.4.5 High inst courts_Pending cases on 31 Dec. Registry cases (2.2.1+2.2.2+2.2.3)			NAP	NAP	NAP	NAP	NAP	NAP	NAP	NAP	-	-
99.4.6 High inst courts_Pending cases on 31 Dec. Non litigious land registry cases			NAP	NAP	NAP	NAP	NAP	NAP	NAP	NAP	-	-
99.4.7 High inst courts_Pending cases on 31 Dec. Non-litigious business registry cases			NAP	NAP	NAP	NAP	NAP	NAP	NAP	NAP	-	-
99.4.8 High inst courts_Pending cases on 31 Dec. Other registry cases			NAP	NAP	NAP	NAP	NAP	NAP	NAP	NAP	-	-
99.4.9 High inst courts_Pending cases on 31 Dec. Other non-litigious cases			-	NAP	NAP	NAP	NAP	NAP	NAP	NAP	-	-
99.4.10 High inst courts_Pending cases on 31 Dec. Administrative law cases			1 159	NA	1 422	1 882	2 503	2 884	3 136	3 326	-	6,1%
99.4.11 High inst courts_Pending cases on 31 Dec. Other cases (e.g. insolvency registry cases)			137	95	269	338	332	109	259	208	-	-19,7%
99.5.1 High inst courts_Pending more than 2 years - Total of other than criminal law cases (1+2+3+4)			-	-	NA	NA	NA	NA	NA	NA	-	-
99.5.2 High inst courts_Pending more than 2 years - Civil (and commercial) litigious cases			-	-	NA	NA	NA	NA	NA	NA	-	-
99.5.10 High inst courts_Pending more than 2 years - Administrative law cases			-	-	NA	NA	NA	NA	NA	NA	-	-
<b>Clearance rate and disposition time for Supreme courts' other than criminal law cases (Q97)</b>												
CR Total of other than criminal law cases			97,6%	99,7%	95,4%	95,7%	98,6%	100,9%	101,1%	99,3%	-	(1,86)
CR Civil (and commercial) litigious cases			96,3%	101,0%	98,5%	100,8%	110,0%	110,0%	107,8%	102,5%	-	(5,35)

# Czech Republic

## (2012-2021) data tables

Question	2012	2013	2014	2015	2016	2017	2018	2019	2020	2021	Variations for quantitative questions	
											2012-2021	2020-2021
CR Non litigious cases (2.1+2.2+2.3)			95,7%	82,3%	105,0%	113,8%	101,1%	93,8%	106,0%	92,5%	-	(13,45)
CR General civil (and commercial) non-litigious cases			95,7%	82,3%	105,0%	113,8%	101,1%	93,8%	106,0%	92,5%	-	(13,45)
CR Registry cases (2.2.1+2.2.2+2.2.3)			NAP	NAP	NAP	NAP	NAP	NAP	NAP	NAP	-	-
CR Non litigious land registry cases			NAP	NAP	NAP	NAP	NAP	NAP	NAP	NAP	-	-
CR Non-litigious business registry cases			NAP	NAP	NAP	NAP	NAP	NAP	NAP	NAP	-	-
CR Other registry cases			NAP	NAP	NAP	NAP	NAP	NAP	NAP	NAP	-	-
CR Other non-litigious cases			-	NAP	NAP	NAP	NAP	NAP	NAP	NAP	-	-
CR Administrative law cases			102,2%	NA	91,0%	88,2%	84,9%	91,1%	93,8%	95,3%	-	1,51
CR Other cases (e.g. insolvency registry cases)			78,0%	73,0%	80,4%	82,3%	101,7%	110,4%	110,8%	121,3%	-	10,54
DT Total of other than criminal law cases			184	180	181	185	207	206	219	231	-	5,6%
DT Civil (and commercial) litigious cases			201	178	179	171	167	151	143	149	-	3,6%
DT Non litigious cases (2.1+2.2+2.3)			47	129	107	53	69	94	87	110	-	26,6%
DT General civil (and commercial) non-litigious cases			47	129	107	53	69	94	87	110	-	26,6%
DT Registry cases (2.2.1+2.2.2+2.2.3)			NAP	NAP	NAP	NAP	NAP	NAP	NAP	NAP	-	-
DT Non litigious land registry cases			NAP	NAP	NAP	NAP	NAP	NAP	NAP	NAP	-	-
DT Non-litigious business registry cases			NAP	NAP	NAP	NAP	NAP	NAP	NAP	NAP	-	-
DT Other registry cases			NAP	NAP	NAP	NAP	NAP	NAP	NAP	NAP	-	-
DT Other non-litigious cases			-	NAP	NAP	NAP	NAP	NAP	NAP	NAP	-	-
DT Administrative law cases			156	NA	176	200	262	271	302	318	-	5,0%
DT Other cases (e.g. insolvency registry cases)			294	475	302	386	347	250	297	262	-	-11,9%



# Czech Republic

## (2012-2021) data tables

Question	2012	2013	2014	2015	2016	2017	2018	2019	2020	2021	Variations for quantitative questions	
											2012-2021	2020-2021
<b>First instance criminal law cases (Q94)</b>												
094.1.1 Total - pending 1 Jan									13 017	12 884	-	-1,0%
094.1.2 Severe cases - pending 1 Jan									NA	NA	-	-
094.1.3 Misdemeanour cases - pending 1 Jan									NA	NA	-	-
094.1.4 Other - pending 1 Jan									NAP	NAP	-	-
094.2.1 Total -incoming									65 131	62 338	-	-4,3%
094.2.2 Severe cases - incoming									NA	NA	-	-
094.2.3 Misdemeanour cases - incoming									NA	NA	-	-
094.2.4 Other - incoming									NAP	NAP	-	-
094.3.1 Total - resolved									65 264	64 352	-	-1,4%
094.3.2 Severe cases -resolved									NA	NA	-	-
094.3.3 Misdemeanour cases - resolved									NA	NA	-	-
094.3.4 Other - resolved									NAP	NAP	-	-
094.4.1 Total - pending 31 Dec									12 884	10 870	-	-15,6%
094.4.2 Severe cases - pending 31 Dec									NA	NA	-	-
094.4.3 Misdemeanour cases - pending 31 Dec									NA	NA	-	-
094.4.4 Other - pending 31 Dec									NAP	NAP	-	-
094.5.1 Total - pending more then 2 years									1 069	904	-	-15,4%
094.5.2 Severe cases - pending more then 2 years									NA	NA	-	-

# Czech Republic

## (2012-2021) data tables

Question	2012	2013	2014	2015	2016	2017	2018	2019	2020	2021	Variations for quantitative questions	
											2012-2021	2020-2021
094.5.3 Misdemeanour cases - pending more then 2 years									NA	NA	-	-
094.5.4 Other - pending more then 2 years									NAP	NAP	-	-
<b>Clearance rate and disposition time for first instance criminal law cases (Q94)</b>												
CR of Total									100,2%	103,2%	-	3,0
CR of Severe cases									NA	NA	-	-
CR of Misdemeanour cases									NA	NA	-	-
CR of Other									NAP	NAP	-	-
DT of Total									72	62	-	-14,4%
DT of Severe cases									NA	NA	-	-
DT of Misdemeanour cases									NA	NA	-	-
DT of Other									NAP	NAP	-	-
<b>Second instance criminal law cases (Q98)</b>												
098.1.1 Total - pending 1 Jan									1 672	1 992	-	19,1%
098.1.2 Severe cases - pending 1 Jan									NA	NA	-	-
098.1.3 Misdemeanour cases - pending 1 Jan									NA	NA	-	-
098.1.4 Other - pending 1 Jan									NAP	NAP	-	-
098.2.1 Total -incoming									21 950	21 037	-	-4,2%
098.2.2 Severe cases - incoming									NA	NA	-	-
098.2.3 Misdemeanour cases - incoming									NA	NA	-	-

# Czech Republic

## (2012-2021) data tables

Question	2012	2013	2014	2015	2016	2017	2018	2019	2020	2021	Variations for quantitative questions	
											2012-2021	2020-2021
098.2.4 Other - incoming									NAP	NAP	-	-
098.3.1 Total - resolved									21 630	21 250	-	-1,8%
098.3.2 Severe cases -resolved									NA	NA	-	-
098.3.3 Misdemeanour cases - resolved									NA	NA	-	-
098.3.4 Other - resolved									NAP	NAP	-	-
098.4.1 Total - pending 31 Dec									1 992	1 779	-	-10,7%
098.4.2 Severe cases - pending 31 Dec									NA	NA	-	-
098.4.3 Misdemeanour cases - pending 31 Dec									NA	NA	-	-
098.4.4 Other - pending 31 Dec									NAP	NAP	-	-
098.5.1 Total - pending more then 2 years									32	21	-	-34,4%
098.5.2 Severe cases - pending more then 2 years									NA	NA	-	-
098.5.3 Misdemeanour cases - pending more then 2 years									NA	NA	-	-
098.5.4 Other - pending more then 2 years									NAP	NAP	-	-
<b>Clearance rate and disposition time for second instance criminal law cases (Q98)</b>												
CR of Total									98,5%	101,0%	-	2,51
CR o2 Severe cases									NA	NA	-	-
CR of Misdemeanour cases									NA	NA	-	-
CR of Other									NAP	NAP	-	-
DT of Total									34	31	-	-9,1%

# Czech Republic

## (2012-2021) data tables

Question	2012	2013	2014	2015	2016	2017	2018	2019	2020	2021	Variations for quantitative questions	
											2012-2021	2020-2021
DT of Severe cases									NA	NA	-	-
DT of Misdemeanour cases									NA	NA	-	-
DT of Other									NAP	NAP	-	-
<b>Supreme courts' criminal law cases (Q100)</b>												
100.1.1 Total - pending 1 Jan									183	150	-	-18,0%
100.1.2 Severe cases - pending 1 Jan									NA	NA	-	-
100.1.3 Misdemeanour cases - pending 1 Jan									NA	NA	-	-
100.1.4 Other - pending 1 Jan									NAP	NAP	-	-
100.2.1 Total -incoming									1 410	1 383	-	-1,9%
100.2.2 Severe cases - incoming									NA	NA	-	-
100.2.3 Misdemeanour cases - incoming									NA	NA	-	-
100.2.4 Other - incoming									NAP	NAP	-	-
100.3.1 Total - resolved									1 443	1 386	-	-4,0%
100.3.2 Severe cases -resolved									NA	NA	-	-
100.3.3 Misdemeanour cases - resolved									NA	NA	-	-
100.3.4 Other - resolved									NAP	NAP	-	-
100.4.1 Total - pending 31 Dec									150	147	-	-2,0%
100.4.2 Severe cases - pending 31 Dec									NA	NA	-	-
100.4.3 Misdemeanour cases - pending 31 Dec									NA	NA	-	-
100.4.4 Other - pending 31 Dec									NAP	NAP	-	-

# Czech Republic

## (2012-2021) data tables

Question	2012	2013	2014	2015	2016	2017	2018	2019	2020	2021	Variations for quantitative questions	
											2012-2021	2020-2021
100.5.1 Total - pending more than 2 years									NA	NA	-	-
100.5.2 Severe cases - pending more than 2 years									NA	NA	-	-
100.5.3 Misdemeanour cases - pending more than 2 years									NA	NA	-	-
100.5.4 Other - pending more than 2 years									NAP	NAP	-	-

### Clearance rate and disposition time for supreme courts' criminal law cases (Q100)

CR of Total									102,3%	100,2%	-	(2,12)
CR of Severe cases									NA	NA	-	-
CR of Misdemeanour cases									NA	NA	-	-
CR of Other									NAP	NAP	-	-
DT of Total									38	39	-	2,0%
DT of Severe cases									NA	NA	-	-
DT of Misdemeanour cases									NA	NA	-	-
DT of Other									NAP	NAP	-	-

### Indicator 4: Public prosecution services

#### (Q107, Q107-1, Q109)

1. Pending cases on 1 Jan. ref. year									41 936	35 546	-	-15,2%
2. Incoming/received cases									181 924	169 006	-	-7,1%
3. Processed cases (3.1 + 3.2 + 3.3 + 3.4)									188 314	168 446	-	-10,6%
3.1. Discontinued during the reference year (3.1.1+3.1.2+3.1.3+3.1.4.)									95 306	95 306	-	0,0%

# Czech Republic

## (2012-2021) data tables

Question	2012	2013	2014	2015	2016	2017	2018	2019	2020	2021	Variations for quantitative questions	
											2012-2021	2020-2021
3.1.1 Discontinued by the public prosecutor because the offender could not be identified									NA	NA	-	-
3.1.2 Discontinued by the public prosecutor due to the lack of an established offence or a specific legal situation									NA	NA	-	-
3.1.3 Discontinued by the public prosecutor for reasons of opportunity									NA	NA	-	-
3.1.4 Discontinued for other reasons									NA	NA	-	-
3.2. Concluded by a penalty or a measure imposed or negotiated by the public prosecutor									2 793	2 426	-	-13,1%
3.3. Cases closed by the public prosecutor for other reasons									33 574	29 649	-	-11,7%
3.4. Cases brought to court									56 641	54 418	-	-3,9%
4. Pending cases on 31 Dec. ref. year									35 546	36 086	-	1,5%
Public prosecution: Ratio of processed cases with incoming cases									1,04	0,93	-	-10,6%
Public prosecution: Ratio of pending cases with incoming cases									0,20	0,20	-	1,5%
Number of cases concluded with the guilty plea procedure - Total									222	1 593	-	617,6%
Number of cases concluded with the guilty plea procedure - Total - Severe criminal cases									NA	NA	-	-
Number of cases concluded with the guilty plea procedure - Total - Misdemeanour and / or minor criminal cases									NA	NA	-	-
Number of cases concluded with the guilty plea procedure - Before the main trial - Total									NA	NA	-	-
Number of cases concluded with the guilty plea procedure - Before the main trial - Severe criminal cases									NA	NA	-	-
Number of cases concluded with the guilty plea procedure - Before the main trial - Misdemeanour and / or minor criminal cases									NA	NA	-	-

# Czech Republic

## (2012-2021) data tables

Question	2012	2013	2014	2015	2016	2017	2018	2019	2020	2021	Variations for quantitative questions	
											2012-2021	2020-2021
Number of cases concluded with the guilty plea procedure - During the main trial - Total									NA	NA	-	-
Number of cases concluded with the guilty plea procedure - During the main trial - Severe criminal cases									NA	NA	-	-
Number of cases concluded with the guilty plea procedure - During the main trial - Misdemeanour and / or minor criminal cases									NA	NA	-	-
<b>Budget of public prosecution services (Q13)</b>												
Total approved annual public budget allocated to the public prosecution services in €	84 706 722	83 826 142	85 213 339	93 199 782	93 217 029	110 580 595	115 530 744	126 534 122	133 683 358	136 195 988	60,8%	1,88%
Total implemented annual public budget allocated to the public prosecution services in €	-	-	85 249 102	107 147 762	107 167 590	110 483 428	116 129 722	130 137 857	131 805 533	140 386 954	-	6,51%
Approved annual public budget allocated to training of public prosecution services in € (included in the total)	-	-	-	-	-	-	33 852	22 353	22 438	44 751	-	99,44%
Implemented annual public budget allocated to training of public prosecution services in € (included in the total)	-	-	-	-	-	-	14 864	15 368	7 390	13 118	-	77,51%

### Indicator 5: Access to justice

#### Legal aid

#### (Q16, Q18, Q19, Q20, Q20-1)

16.1.1 Legal aid applies to representation in court (criminal cases)	Yes	-	Yes	Yes	True	True	True	True	True	True	True
16.1.2 Legal aid applies to legal advice (criminal cases)	Yes	-	Yes	Yes	True	True	True	True	True	True	True
16.2.1 Legal aid applies to representation in court (other than criminal cases)	Yes	-	Yes	Yes	True	True	True	True	True	True	True
16.2.2 Legal aid applies to legal advice (other than criminal cases)	Yes	-	Yes	Yes	True	True	True	True	True	True	True



# Czech Republic

## (2012-2021) data tables

Question	2012	2013	2014	2015	2016	2017	2018	2019	2020	2021	Variations for quantitative questions	
											2012-2021	2020-2021
18.1.1 Legal aid for the enforcement of judicial decisions					True	True	True	True	True	True		
19.1.1 Legal aid granted for other costs - criminal cases									True	True		
19.1.2 Legal aid granted for other costs - other than criminal cases									True	True		
020.1.1 Total									NA	NA	-	-
020.1.2 Total - criminal cases									NA	NA	-	-
020.1.3 Total - other than criminal cases									NA	NA	-	-
020.2.1 Total brought to court									NA	NA	-	-
020.2.2 Brought to court - criminal cases									NA	NA	-	-
020.2.3 Brought to court - other then criminal									NA	NA	-	-
020.3.1 Total not brought to court									NA	NA	-	-
020.3.2 Not brought to court - criminal cases									NA	NA	-	-
020.3.3 Not brought to court - other then criminal									NA	NA	-	-
020-1.1.1 Maximum duration prescribed in law/regulation									NAP	NA	-	-
020-1.1.2 Average duration									NA	NA	-	-
<b>System for compensating users</b>												
<b>(Q37)</b>												
037.1.1 Requests for compensation - Total									NA	5 356	-	-
037.1.2 Requests for compensation - Excessive length of proceedings									NA	NA	-	-
037.1.3 Requests for compensation - Non-execution of court decisions									NA	NA	-	-
037.1.4 Requests for compensation - Wrongful arrest									NA	NA	-	-

# Czech Republic

## (2012-2021) data tables

Question	2012	2013	2014	2015	2016	2017	2018	2019	2020	2021	Variations for quantitative questions	
											2012-2021	2020-2021
037.1.5 Requests for compensation - Wrongful conviction									NA	NA	-	-
037.1.6 Requests for compensation - Other									NA	NA	-	-
037.2.1 Condemnations - Total									NA	2 490	-	-
037.2.2 Condemnations - Excessive length of proceedings									NA	NA	-	-
037.2.3 Condemnations - Non-execution of court decisions									NA	NA	-	-
037.2.4 Condemnations - Wrongful arrest									NA	NA	-	-
037.2.5 Condemnations - Wrongful conviction									NA	NA	-	-
037.2.6 Condemnations - Other									NA	NA	-	-
037.3.1 Amount - Total									NA	9 617 860 £	-	-
037.3.2 Amount - Excessive length of proceedings									NA	NA	-	-
037.3.3 Amount - Non-execution of court decisions									NA	NA	-	-
037.3.4 Amount - Wrongful arrest									NA	NA	-	-
037.3.5 Amount - Wrongful conviction									NA	NA	-	-
037.3.6 Amount - Other									NA	NA	-	-

### Indicator 6: The ICT tools of courts and for court users

(Q62-7, Q62-7-1, Q62-8, Q62-8-1, Q63-6, Q63-7, Q63-7-1)

62-7 Writing assistance tools coordinated at national level							True	True	True	True		
62-7-1.1 Deployment rate in civil matter							50-99%	50-99%	50-99%	50-99%		
62-7-1.2 Deployment rate in criminal matter							10-49%	10-49%	50-99%	50-99%		

# Czech Republic

## (2012-2021) data tables

Question	2012	2013	2014	2015	2016	2017	2018	2019	2020	2021	Variations for quantitative questions	
											2012-2021	2020-2021
62-7-1.3 Deployment rate in administrative matter							0% (NAP)	0% (NAP)	50-99%	50-99%		
62-8 Voice recording tools							True	True	True	True		
62-8-1.1.1 Availability of simple dictation tools in civil matter							in all courts	in all courts	in all courts			
62-8-1.1.2 Availability of simple dictation tools in criminal matter							in all courts	in all courts	in all courts			
62-8-1.1.3 Availability of simple dictation tools in administrative matter							in all courts	in all courts	in all courts			
62-8-1.2.1 Availability of multiple speakers recording tools in civil matter							in some courts / some pilot phases	in some courts / some pilot phases	in most of the courts	in most of the courts		
62-8-1.2.2 Availability of multiple speakers recording tools in criminal matter							in all courts	in all courts	in all courts	in all courts		
62-8-1.2.3 Availability of multiple speakers recording tools in administrative matter							in some courts / some pilot phases	in some courts / some pilot phases	in most of the courts	in most of the courts		
62-8-1.3.1 Availability of voice recognition in civil matter							Pilot testing	Pilot testing	Pilot testing	Pilot testing		
62-8-1.3.2 Availability of voice recognition in criminal matter							Pilot testing	Pilot testing	Pilot testing	Pilot testing		
62-8-1.3.3 Availability of voice recognition in administrative matter							Pilot testing	Pilot testing	Pilot testing	Pilot testing		
063-6.1.1 Budgetary and financial management of courts (deployment rate)						-	50-99%	50-99%	100%	100%		
063-6.1.2 Justice expenses management (deployment rate)						-	0% (NAP)	0% (NAP)	NA	NA		
063-6.1.3 Other financial management tools (deployment rate)						-	0% (NAP)	0% (NAP)	NA	NA		
063-6.2.1 Budgetary and financial management of courts (Data consolidated at national level)						-	False	False	False	False		
063-6.2.2 Justice expenses management (Data consolidated at national level)						-	False	False	NA	NA		
063-6.2.3 Other financial management tools (Data consolidated at national level)						-	False	False	NA	NA		
063-6.3.1 Budgetary and financial management of courts (System communicating with other ministries)						-	True	True	True	True		
063-6.3.2 Justice expenses management (System communicating with other ministries)						-	False	False	NA	NA		
063-6.3.3 Other financial management tools (System communicating with other ministries)						-	False	False	NA	NA		

# Czech Republic

## (2012-2021) data tables

Question	2012	2013	2014	2015	2016	2017	2018	2019	2020	2021	Variations for quantitative questions	
											2012-2021	2020-2021
63-7.1 Measurement tools to assess the workload							True	True	True	True		
63-7-1.1.1 Deployment rate - workload of judges							10-49%	10-49%	50-99%	50-99%		
63-7-1.1.2 Deployment rate - workload of prosecutors							10-49%	10-49%	50-99%	50-99%		
63-7-1.1.3 Deployment rate - workload of non-judge and non-prosecutor staff							0% (NAP)	0% (NAP)	0% (NAP)	0% (NAP)		
63-7-1.2.1 Monitoring on national level - judges							False	False	False	False		
63-7-1.2.2 Monitoring on national level - prosecutors							False	False	True	True		
63-7-1.2.2 Monitoring on national level - non-judge and non-prosecutor staff							True	True	False	False		
63-7-1.3.1 Monitoring on court level - judges							False	False	False	False		
63-7-1.3.2 Monitoring on court level - prosecutors							False	False	False	False		
63-7-1.3.3 Monitoring on court level - non-judge and non-prosecutor staff							False	False	False	False		

### Indicator 7: Professionals of justice

(Q46, Q46-2, Q52, Q52-1, Q55, Q60, Q4, Q132, Q133, Q144, Q145, Q146)

46.1.1 Total Number of professional judges	3 055	3 054	3 028	3 018	3 005	3 012	3 029	3 006	3 007	2 990	-2,1%	-0,6%
46.1.2 Number of 1st inst professional judges	1 857	1 859	1 838	1 838	1 820	1 826	1 849	1 824	1 814	1 819	-2,0%	0,3%
46.1.3 Number of 2nd inst professional judges	964	1 098	1 090	1 081	1 083	1 085	1 078	1 078	1 088	1 065	10,5%	-2,1%
46.1.4 Number of Supreme court professional judges	234	97	100	99	102	101	102	104	105	106	-54,7%	1,0%
46.2.1 Number of professional judges_males	1 193	1 187	1 192	1 185	1 182	1 178	1 195	1 190	1 192	1 192	-0,1%	0,0%
46.2.2 Number of 1st instance professional judges_males	644	632	632	629	609	598	611	600	601	606	-5,9%	0,8%
46.2.3 Number of 2nd instance professional judges_males	407	483	487	482	494	501	505	509	512	505	24,1%	-1,4%

# Czech Republic

(2012-2021) data tables

Question	2012	2013	2014	2015	2016	2017	2018	2019	2020	2021	Variations for quantitative questions	
											2012-2021	2020-2021
46.2.4 Number of Supreme court professional judges_males	142	72	73	74	79	79	79	81	79	81	-43,0%	2,5%
46.3.1 Number of professional judges_females	1 862	1 867	1 836	1 833	1 823	1 834	1 834	1 816	1 815	1 798	-3,4%	-0,9%
46.3.2 Number of 1st inst professional judges_females	1 213	1 227	1 206	1 209	1 211	1 228	1 238	1 224	1 213	1 213	0,0%	0,0%
46.3.3 Number of 2nd inst professional judges_females	557	615	603	599	589	584	573	569	576	560	0,5%	-2,8%
46.3.4 Number of Supreme court professional judges_females	92	25	27	25	23	22	23	23	26	25	-72,8%	-3,8%
046-2.1.1 Number of professional judges (FTE) - Total	-	-	-	-	-	-	-	-	3 007	2 990	-	-0,6%
046-2.1.2 Professional judges of first instance (FTE) - Total	-	-	-	-	-	-	-	-	1 814	1 819	-	0,3%
046-2.1.3 Professional judges of second instance (FTE) - Total	-	-	-	-	-	-	-	-	1 088	1 065	-	-2,1%
046-2.1.4 Professional judges of supreme court (FTE) - Total	-	-	-	-	-	-	-	-	105	106	-	1,0%
046-2.2.1 Number of professional judges (FTE) - Civil and commercial	-	-	-	-	-	-	-	-	1 971	1 542	-	-21,8%
046-2.2.2 Professional judges of first instance (FTE) - Civil and commercial	-	-	-	-	-	-	-	-	1 369	987	-	-27,9%
046-2.2.3 Professional judges of second instance (FTE) - Civil and commercial	-	-	-	-	-	-	-	-	554	507	-	-8,5%
046-2.2.4 Professional judges of supreme court (FTE) - Civil and commercial	-	-	-	-	-	-	-	-	48	48	-	0,0%
046-2.3.1 Number of professional judges (FTE) - Criminal	-	-	-	-	-	-	-	-	756	743	-	-1,7%
046-2.3.2 Professional judges of first instance (FTE) - Criminal	-	-	-	-	-	-	-	-	445	432	-	-2,9%
046-2.3.3 Professional judges of second instance (FTE) - Criminal	-	-	-	-	-	-	-	-	290	288	-	-0,7%
046-2.3.4 Professional judges of supreme court (FTE) - Criminal	-	-	-	-	-	-	-	-	21	23	-	9,5%
046-2.4.1 Number of professional judges (FTE) - Administrative	-	-	-	-	-	-	-	-	149	154	-	3,4%
046-2.4.2 Professional judges of first instance (FTE) - Administrative	-	-	-	-	-	-	-	-	-	-	-	-
046-2.4.3 Professional judges of second instance (FTE) - Administrative	-	-	-	-	-	-	-	-	113	119	-	5,3%

# Czech Republic

(2012-2021) data tables

Question	2012	2013	2014	2015	2016	2017	2018	2019	2020	2021	Variations for quantitative questions	
											2012-2021	2020-2021
046-2.4.4 Professional judges of supreme court (FTE) - Administrative	-	-	-	-	-	-	-	-	36	35	-	-2,8%
046-2.5.1 Number of professional judges (FTE) - Other	-	-	-	-	-	-	-	-	131	551	-	320,6%
046-2.5.2 Professional judges of first instance (FTE) - Other	-	-	-	-	-	-	-	-	-	400	-	-
046-2.5.3 Professional judges of second instance (FTE) - Other	-	-	-	-	-	-	-	-	131	151	-	15,3%
046-2.5.4 Professional judges of supreme court (FTE) - Other	-	-	-	-	-	-	-	-	-	-	-	-
52.1.1 Total Number of non judge staff who are working in courts	9 135	9 107	9 309	9 409	9 714	9 887	9 857	9 989	9 921	9 914	8,5%	-0,1%
52.1.2 Number of Non judge staff (Rechtspfleger)	1 950	1 907	2 073	2 190	2 408	2 438	2 443	2 568	2 501	2 538	30,2%	1,5%
52.1.3 Number of Non-judge staff assisting the judges	4 463	4 418	4 539	4 519	4 497	4 632	4 616	4 546	4 556	4 505	0,9%	-1,1%
52.1.4 Number of Staff in charge of administrative tasks	2 038	2 131	2 006	2 053	2 091	2 057	2 060	2 145	2 158	2 169	6,4%	0,5%
52.1.5 Number of Technical staff	636	625	614	610	656	701	656	654	648	649	2,0%	0,2%
52.1.6 Number of Other non judge staff	48	26	77	37	62	59	82	76	58	53	10,4%	-8,6%
52.2.1 Total Number of non judge staff who are working in courts(men)	1 146	1 002	1 159	1 390	1 166	1 293	1 206	1 240	1 245	1 268	10,6%	1,8%
52.2.2 Number of Non judge staff (Rechtspfleger)(men)	350	296	352	434	394	427	398	438	429	406	16,0%	-5,4%
52.2.3 Number of Non-judge staff assisting the judges(men)	181	157	224	292	172	263	196	179	205	242	33,7%	18,0%
52.2.4 Number of Staff in charge of administrative tasks(men)	329	289	322	393	308	300	316	338	339	347	5,5%	2,4%
52.2.5 Number of Technical staff(men)	268	253	240	253	269	286	272	263	250	247	-7,8%	-1,2%
52.2.6 Number of Other non judge staff(men)	18	7	21	18	23	17	24	22	22	26	44,4%	18,2%
52.3.1 Total Number of non judge staff who are working in courts(women)	7 989	8 105	8 150	8 019	8 548	8 594	8 651	8 749	8 676	8 646	8,2%	-0,3%
52.3.2 Number of Non judge staff (Rechtspfleger)(women)	1 600	1 611	1 721	1 756	2 014	2 011	2 045	2 130	2 072	2 132	33,3%	2,9%
52.3.3 Number of Non-judge staff assisting the judges(women)	4 282	4 261	4 315	4 227	4 325	4 369	4 420	4 367	4 351	4 263	-0,4%	-2,0%

# Czech Republic

## (2012-2021) data tables

Question	2012	2013	2014	2015	2016	2017	2018	2019	2020	2021	Variations for quantitative questions	
											2012-2021	2020-2021
52.3.4 Number of Staff in charge of administrative tasks(women)	1 709	1 842	1 684	1 660	1 783	1 757	1 744	1 807	1 819	1 822	6,6%	0,2%
52.3.5 Number of Technical staff(women)	368	372	374	357	387	415	384	391	398	402	9,2%	1,0%
52.3.6 Number of Other non judge staff(women)	30	19	56	19	39	42	58	54	36	27	-10,0%	-25,0%
052-1.1.1 Non-judge staff (Total)									9 921	9 914	-	-0,1%
052-1.1.2 Non-judge staff at first instance (total)									6 538	6 586	-	0,7%
052-1.1.3 Non-judge staff at second instance (total)									2 967	2 916	-	-1,7%
052-1.1.4 Non-judge staff at Supreme court (total)									416	412	-	-1,0%
052-1.2.1 Non-judge staff (Males)									1 245	1 268	-	1,8%
052-1.2.2 Non-judge staff at first instance (males)									617	707	-	14,6%
052-1.2.3 Non-judge staff at second instance (males)									481	416	-	-13,5%
052-1.2.4 Non-judge staff at Supreme court (males)									147	145	-	-1,4%
052-1.3.1 Non-judge staff (females)									8 676	8 646	-	-0,3%
052-1.3.2 Non-judge staff at first instance (females)									5 921	5 879	-	-0,7%
052-1.3.3 Non-judge staff at second instance (females)									2 486	2 500	-	0,6%
052-1.3.4 Non-judge staff at supreme court (females)									269	267	-	-0,7%
055.1.1 Prosecutors (total)									1 224	1 233	-	0,7%
055.1.2 Prosecutors (1st inst.)									822	834	-	1,5%
055.1.3 Prosecutors (2nd inst.)									345	343	-	-0,6%
055.1.4 Prosecutors (Highest instance)									57	56	-	-1,8%
055.2.1 Prosecutors - Males -total									561	569	-	1,4%



# Czech Republic

## (2012-2021) data tables

Question	2012	2013	2014	2015	2016	2017	2018	2019	2020	2021	Variations for quantitative questions	
											2012-2021	2020-2021
055.2.2 Prosecutors - Males, 1st inst.									339	347	-	2,4%
055.2.3 Prosecutors - Males, 2nd inst.									183	183	-	0,0%
055.2.4 Prosecutors - Males, Supreme courts									39	39	-	0,0%
055.3.1 Prosecutors - Females, Total									663	664	-	0,2%
055.3.2 Prosecutors - Females, 1st inst.									483	487	-	0,8%
055.3.3 Prosecutors - Females, 2nd inst.									162	160	-	-1,2%
055.3.4 Prosecutors - Females, Supreme courts									18	17	-	-5,6%
060.1.1 Number of non-prosecutor staff Total									1 474	1 454	-	-1,4%
060.2.1 Number of non-prosecutor staff Males									262	243	-	-7,3%
060.3.1 Number of non-prosecutor staff Females									1 212	1 211	-	-0,1%
004 Annual average salary in the country									16 279 £	18 296 £	-	12,4%
132.1.1 Gross annual salary, in € - Professional judge at the beginning of career									40 584 £	42 485 £	-	4,7%
132.1.2 Gross annual salary, in € - Judge of the Supreme Court									89 904 £	96 492 £	-	7,3%
132.1.3 Gross annual salary, in € - Public prosecutor at the beginning of career									36 528 £	38 564 £	-	5,6%
132.1.4 Gross annual salary, in € - Public prosecutor of the Supreme Court or the Highest Appellate Instance									79 008 £	79 813 £	-	1,0%
132.2.1 Net annual salary, in € - Professional judge at the beginning of career									NA	NA	-	-
132.2.2 Net annual salary, in € - Judge of the Supreme Court									NA	NA	-	-
132.2.3 Net annual salary, in € - Public prosecutor at the beginning of career									NA	NA	-	-
132.2.4 Net annual salary, in € - Public prosecutor of the Supreme Court or the Highest Appellate Instance									NA	NA	-	-
133.1.1.1 - Additional benefits for judges - Reduced taxation									False	False		

# Czech Republic

## (2012-2021) data tables

Question	2012	2013	2014	2015	2016	2017	2018	2019	2020	2021	Variations for quantitative questions	
											2012-2021	2020-2021
133.1.2.1 - Additional benefits for judges - Special pension									False	False		
133.1.3.1 - Additional benefits for judges - Housing									True	True		
133.1.4.1 - Additional benefits for judges - Other financial benefit									True	True		
133.2.1.1 - Additional benefits for prosecutors - Reduced taxation									False	False		
133.2.2.1 - Additional benefits for prosecutors - Special pension									False	False		
133.2.3.1 - Additional benefits for prosecutors - Housing									True	True		
133.2.4.1 - Additional benefits for prosecutors - Other financial benefit									True	True		
144.1.1 Disciplinary procedures for Judges - Total number (1+2+3+4)									24	20	-	-16,7%
144.1.2 Disciplinary procedures for Judges - 1. Breach of professional ethics									7	3	-	-57,1%
144.1.3 Disciplinary procedures for Judges - 2. Professional inadequacy									15	16	-	6,7%
144.1.4 Disciplinary procedures for Judges - 3. Criminal offence									2	0	-	-100,0%
144.1.5 Disciplinary procedures for Judges - 4. Other									0	1	-	-
144.2.1 Disciplinary procedures for Prosecutors - Total number (1+2+3+4)									8	5	-	-37,5%
144.2.2 Disciplinary procedures for Prosecutors - 1. Breach of professional ethics									1	1	-	0,0%
144.2.3 Disciplinary procedures for Prosecutors - 2. Professional inadequacy									5	3	-	-40,0%
144.2.4 Disciplinary procedures for Prosecutors - 3. Criminal offence									0	0	-	-
144.2.5 Disciplinary procedures for Prosecutors - 4. Other									2	1	-	-50,0%
145.1.1 Sanctions against Judges - Total number (total 1 to 9)									10	17	-	70,0%
145.1.2 Sanctions against Judges - 1. Reprimand									2	2	-	0,0%
145.1.3 Sanctions against Judges - 2. Suspension									NAP	NAP	-	-

# Czech Republic

## (2012-2021) data tables

Question	2012	2013	2014	2015	2016	2017	2018	2019	2020	2021	Variations for quantitative questions	
											2012-2021	2020-2021
145.1.4 Sanctions against Judges - 3. Withdrawal from cases									NAP	NAP	-	-
145.1.5 Sanctions against Judges - 4. Fine									0	0	-	-
145.1.6 Sanctions against Judges - 5. Temporary reduction of salary									8	9	-	12,5%
145.1.7 Sanctions against Judges - 6. Position downgrade									0	0	-	-
145.1.8 Sanctions against Judges - 7. Transfer to another geographical (court) location									NAP	NAP	-	-
145.1.9 Sanctions against Judges - 8. Resignation									0	2	-	-
145.1.10 Sanctions against Judges - 9. Other									0	3	-	-
145.1.11 Sanctions against Judges - 10. Dismissal									0	1	-	-
145.2.1 Sanctions against Prosecutors - Total number (total 1 to 9)									7	5	-	-28,6%
145.2.2 Sanctions against Prosecutors - 1. Reprimand									2	0	-	-100,0%
145.2.3 Sanctions against Prosecutors - 2. Suspension									NAP	NAP	-	-
145.2.4 Sanctions against Prosecutors - 3. Withdrawal from cases									NAP	NAP	-	-
145.2.5 Sanctions against Prosecutors - 4. Fine									0	0	-	-
145.2.6 Sanctions against Prosecutors - 5. Temporary reduction of salary									5	4	-	-20,0%
145.2.7 Sanctions against Prosecutors - 6. Position downgrade									0	0	-	-
145.2.8 Sanctions against Prosecutors - 7. Transfer to another geographical (court) location									NAP	NAP	-	-
145.2.9 Sanctions against Prosecutors - 8. Resignation									0	0	-	-
145.2.10 Sanctions against Prosecutors - 9. Other									0	1	-	-
145.2.11 Sanctions against Prosecutors - 10. Dismissal									0	0	-	-

### Lawyers

(Q146, Q147, Q148)

# Czech Republic

## (2012-2021) data tables

Question	2012	2013	2014	2015	2016	2017	2018	2019	2020	2021	Variations for quantitative questions	
											2012-2021	2020-2021
146.1.1 Total number of lawyers practising	10 944	10 255	11 842	12 300	11 310	11 587	11 180	12 188	12 267	12 390	13,2%	1,0%
146.2.1 Practising lawyers - man							7 176	7 333	7 360	7 444	-	1,1%
146.3.1 Practising lawyers - woman							4 704	4 855	4 907	4 946	-	0,8%
147 Does this figure include “legal advisors” who cannot represent their clients in court (for example, some solicitors or in-house counsellors)?			No	No	False	False	False	False	False	False	-	-
148 Number of legal advisors who cannot represent their clients in court:			NAP	NAP	NAP	NAP	NAP	NAP	NAP	NAP	-	-

### Indicator 8: The existence and use of alternative dispute resolution methods

(Q166, Q157)

166 Number of accredited or registered mediators who practice judicial mediation:	388	442	421	589	620	660	657	589	669	686	76,8%	2,5%
167.1.1 Total number started					NA	NA	NA	NA	NA	NA	-	-
167. 1.2 Civil and commercial cases - started					NA	NA	NA	NA	NA	NA	-	-
167. 1.2 Family cases - started					NA	NA	NA	NA	NA	NA	-	-
167.1.4 Administrative cases - started					NA	NA	NA	NA	NA	NA	-	-
167.1.5 Labour cases including employment dismissal cases - started					NA	NA	NA	NA	NA	NA	-	-
167.1.6. Criminal cases - started					982	632	681	768	471	448	-	-4,9%
167.1.7 Consumer cases - started					-	-	NA	NA	NA	NA	-	-

Key: Variation of more than (+ -) 30%