

Judiciary at a glance in Cyprus (2021 data)

(2021 data)

General data

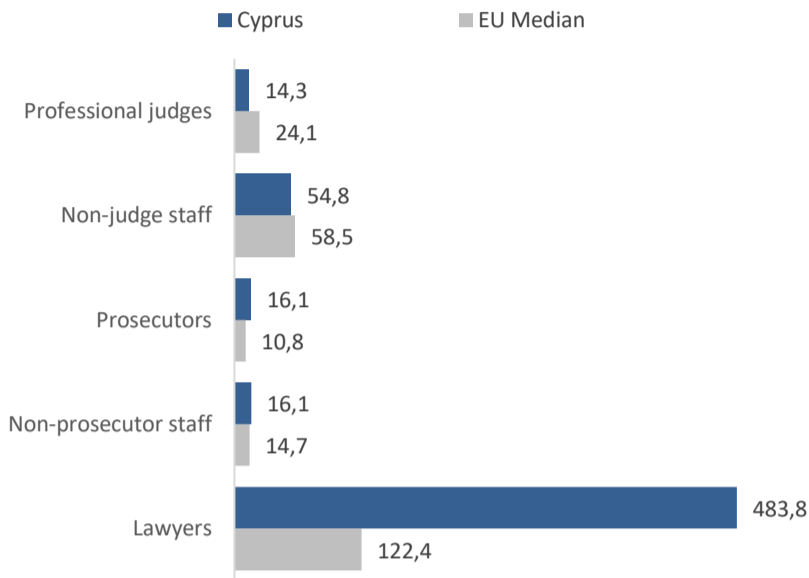
Population: 904 700

GDP per capita: 23 436 €

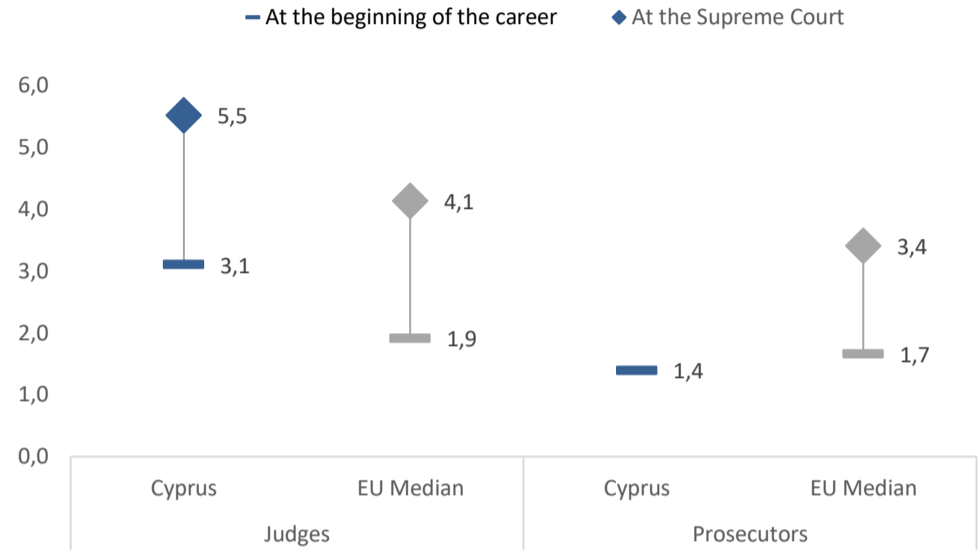
Average annual salary: 25 116 €

Professionals

Judicial professionals per 100 000 inhabitants

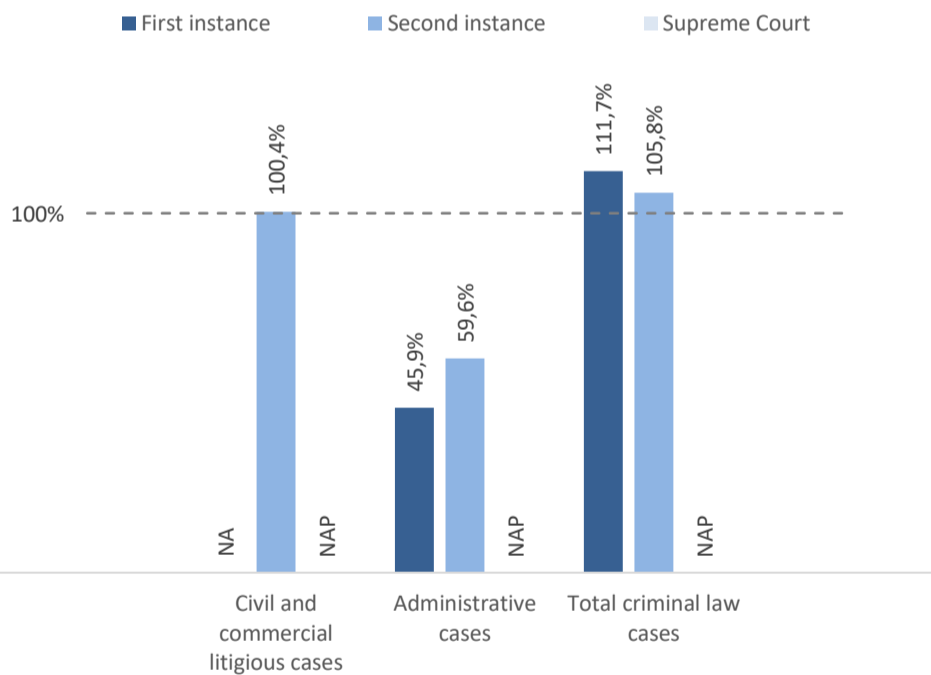


Gross salaries of judges and prosecutors vs average annual salary in 2021

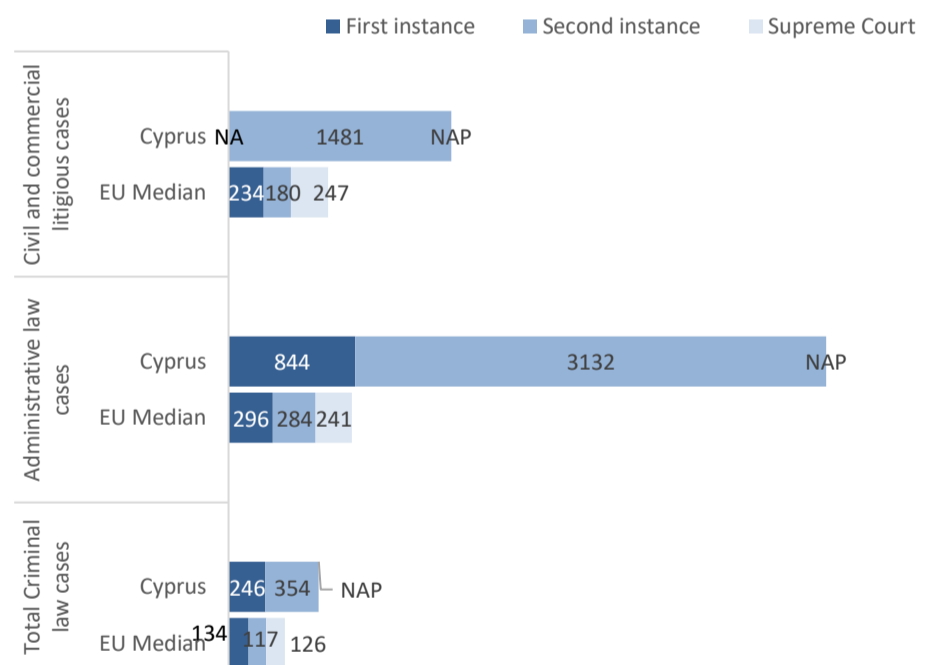


Efficiency

Clearance Rate by instance and by matter in 2021 (%)

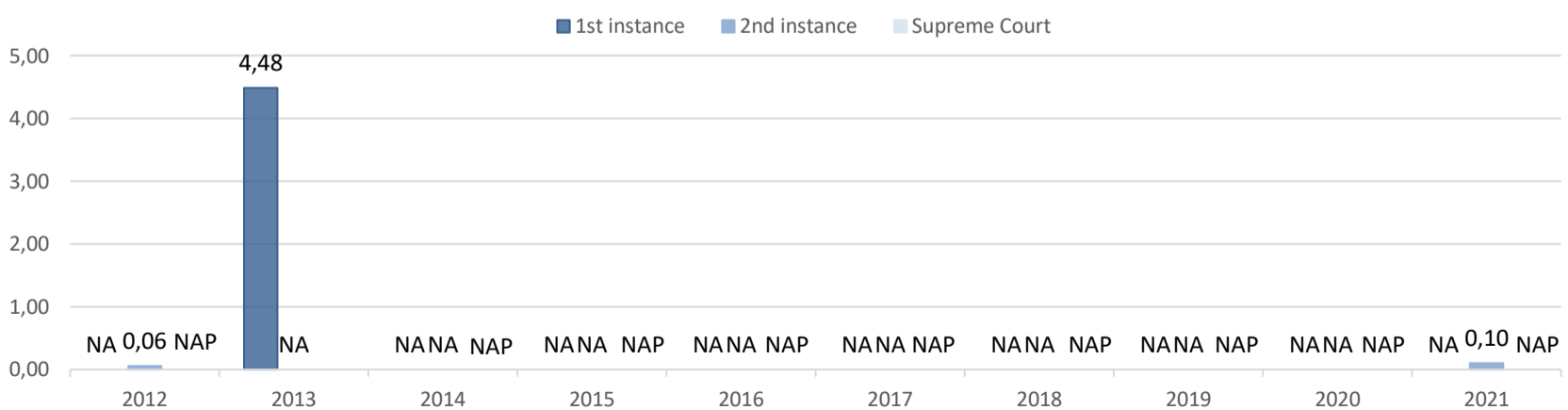


Disposition Time by instance and by matter in 2021 (days)



Incoming cases per 100 inhabitants

Incoming Civil (and commercial) litigious cases per 100 inhabitants*



* Please note that there is no data for the Supreme Court cases for 2013.

Synthesis table for the main indicators for:

Cyprus

Economic and demographic data	2012	2013	2014	2015	2016	2017	2018	2019	2020	2021	Trend 2012-2021	Variations	
												2012-2021	2020-2021
Population	865 900	858 000	858 000	848 300	848 300	854 800	875 900	888 000	896 000	904 700		4,5%	1,0%
GDP per capita	20 512	19 033	20 454	20 931	21 282	22 770	24 633	25 270	23 397	23 436		14,3%	0,2%
Exchange rate (local currency needed to obtain 1€)	NAP	NAP	NAP	NAP	NAP	NAP	NAP	NAP	NAP	NAP		NAP	NAP
Average annual salary	24 124		22 764		22 548		22 896	23 742	24 882	25 116		4,1%	0,9%

Resources	2012	2013	2014	2015	2016	2017	2018	2019	2020	2021	Trends 2012-2021	2012-2021	2020-2021
										2012-2021		2020-2021	
Professional judges per 100 000 inhab.	11,9	11,8	11,3	13,3	13,1	13,9	13,5	13,0	14,1	14,3		19,9%	1,4%
Non-judge staff per 100 000 inhab.	49,0	49,8	52,2	50,0	51,5	51,6	48,7	53,5	50,1	54,8		12,0%	9,4%
Public prosecutors per 100 000 inhabitants									15,3	16,1			5,5%
Non-prosecutors staff per 100 000 inhab.									8,1	16,1			98,1%
Lawyers per 100 000 inh.	295,4	337,5	362,9	378,2	425,0	443,7	458,0	474,0	476,9	483,8		63,8%	1,4%
Mediators	NA	NA	NA	NA	NA	NA	NA	NA	NA	NA		NA	NA

First instance incoming cases per 100 inhab.	2012	2013	2014	2015	2016	2017	2018	2019	2020	2021	Trends 2012-2021	2012-2021	2020-2021
										2012-2021		2020-2021	
Civil and commercial litigious cases	NA	4,484	NA	NA	NA	NA	NA	NA	NA	NA		NA	NA
Administrative law cases	0,242	0,8	0,2	0,200	0,182	0,215	0,223	0,214	0,316	1,193		393,5%	278,0%
Total criminal law cases									6,618	6,286			-5,0%

First instance performance indicators (Clearance Rate)	2012	2013	2014	2015	2016	2017	2018	2019	2020	2021	Trends 2012-2021	2012-2021 (percentage points)	2020-2021 (percentage points)
										2012-2021		2020-2021	
CR civil and commercial litigious cases	NA	78%	NA	NA	NA	NA	NA	NA	NA	NA		NA	NA
CR administrative law cases	74%	58%	103%	120%	113%	74%	219%	170%	84%	46%		-28,11	-37,90
CR total criminal law cases									95%	112%			17,07

First instance performance indicators (Disposition Time)	2012	2013	2014	2015	2016	2017	2018	2019	2020	2021	Trends 2012-2021	2012-2021	2020-2021
										2012-2021		2020-2021	
DT civil and commercial litigious cases (days)	NA	638	NA	NA	NA	NA	NA	NA	NA	NA		NA	NA
DT administrative law cases (days)	1 270	775	1 775	1 391	1 582	2 162	487	495	863	844		-33,6%	-2,2%
DT total criminal law cases (days)									317	246			-22,5%

First instance pending cases per 100 inhab. on 31 dec.	2012	2013	2014	2015	2016	2017	2018	2019	2020	2021	Trends 2012-2021	2012-2021	2020-2021
										2012-2021		2020-2021	
Civil and commercial litigious cases	NA	6,13	NA	NA	NA	NA	NA	NA	NA	NA		NA	NA
Administrative law cases	0,62	0,95	0,94	0,91	0,89	0,94	0,65	0,49	0,63	1,27		103,2%	102,5%
Total criminal law cases									5,45	4,74			-13,1%

Second instance performance indicators (Clearance Rate)	2012	2013	2014	2015	2016	2017	2018	2019	2020	2021	Trends 2012-2021	2012-2021 (percentage points)	2020-2021 (percentage points)
										2012-2021		2020-2021	
CR civil and commercial litigious cases			NA	NA	NA	NA	NA	NA	NA	100%			NA
CR administrative law cases			61%	89%	190%	140%	84%	88%	69%	60%			-9,32
CR total criminal law cases									108%	106%			-2,68

Second instance performance indicators (Disposition Time)	2012	2013	2014	2015	2016	2017	2018	2019	2020	2021	Trends 2012-2021	2012-2021	2020-2021
										2012-2021		2020-2021	
DT civil and commercial litigious cases (days)			NA	NA	NA	NA	NA	NA	NA	1 481			NA
DT administrative law cases (days)			2 890	2 741	2 522	1 975	2 156	1 724	2 688	3 132			16,5%
DT total criminal law cases (days)									347	354			2,0%

Supreme court performance indicators (Clearance Rate)	2012	2013	2014	2015	2016	2017	2018	2019	2020	2021	Trends 2012-2021	2012-2021 (percentage points)	2020-2021 (percentage points)
										2012-2021		2020-2021	
CR civil and commercial litigious cases			NAP	NAP	NAP	NAP	NAP	NAP	NAP	NAP			NAP
CR administrative law cases			NAP	NAP	NAP	NAP	NAP	NAP	NAP	NAP			NAP
CR total criminal law cases									NAP	NAP			NAP

Supreme court performance indicators (Disposition Time)	2012	2013	2014	2015	2016	2017	2018	2019	2020	2021	Trends 2012-2021	2012-2021	2020-2021
										2012-2021		2020-2021	
DT civil and commercial litigious cases (days)			NAP	NAP	NAP	NAP	NAP	NAP	NAP	NAP			NAP
DT administrative law cases (days)			NAP	NAP	NAP	NAP	NAP	NAP	NAP	NAP			NAP
DT total criminal law cases (days)									NAP	NAP			NAP

1. Judicial organisation in Cyprus (2021 data)

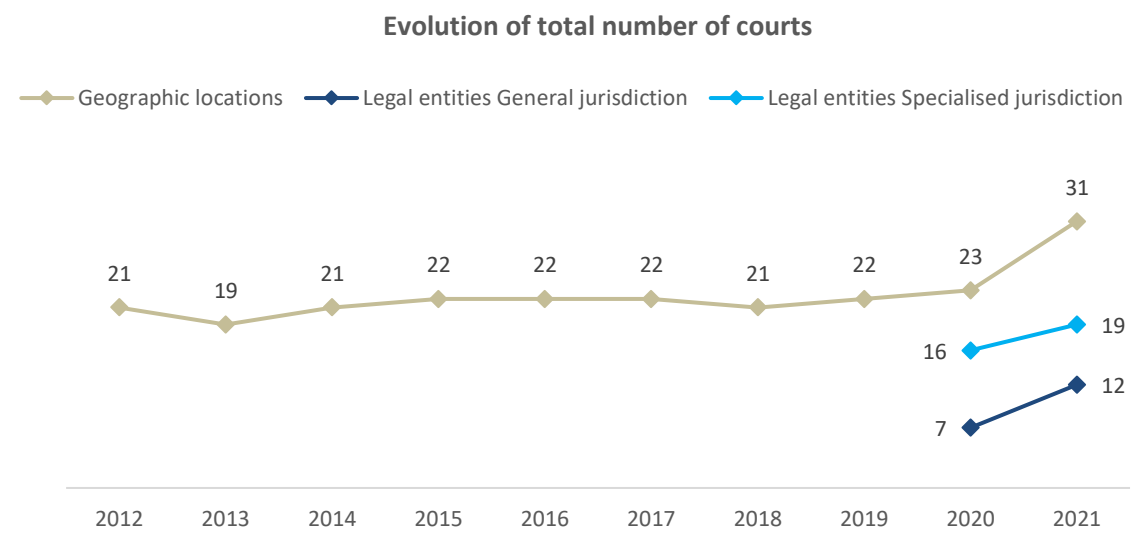
Cyprus has a two tier system. The Supreme Court is the second and final instance court. All judges of the Supreme Court hear appeals.

According to 2021 data, there are 12 courts of general jurisdiction and 19 specialised courts (legal entities).

The total number of courts as geographic locations is 31.

Evolution of total number of courts

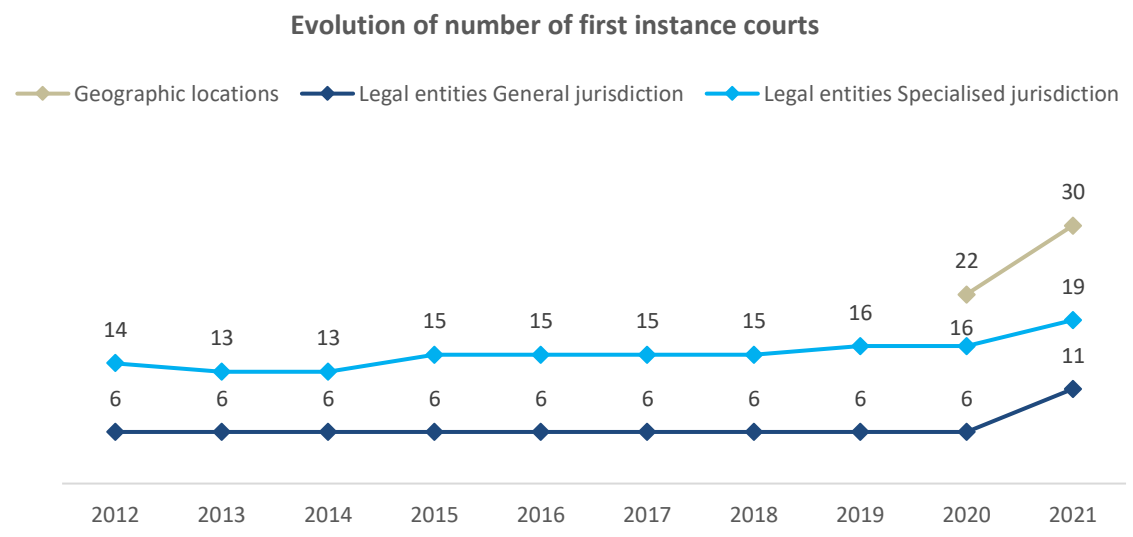
Total number of courts	Geographic locations	Legal entities	
		General jurisdiction	Specialised jurisdiction
2012	21		
2013	19		
2014	21		
2015	22		
2016	22		
2017	22		
2018	21		
2019	22		
2020	23	7	16
2021	31	12	19



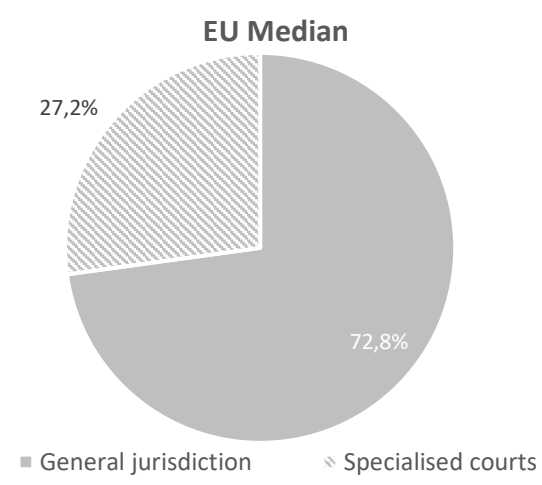
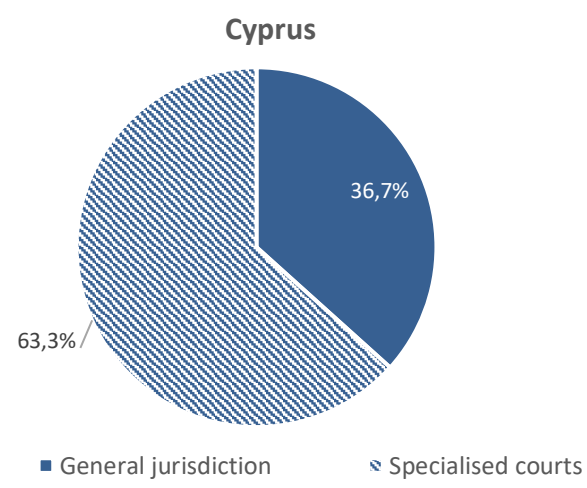
In 2021, the 5 assize courts are counted in the courts of general jurisdiction, instead of the 'Other specialised courts'.

Evolution of number of first instance courts

First instance courts	Geographic locations	Legal entities	
		General jurisdiction	Specialised jurisdiction
2012		6	14
2013		6	13
2014		6	13
2015		6	15
2016		6	15
2017		6	15
2018		6	15
2019		6	16
2020	22	6	16
2021	30	11	19



Distribution of first instance general jurisdiction and specialised courts



The distribution between first instance general jurisdiction courts and first instance specialised courts is 36,7% - 63,3%, which is different from the distribution tendency in EU: 72,8% - 27,2%.

Specialised Courts

Specialised courts	First instance	Higher instance
Total	19	NAP
Commercial courts (excluded insolvency courts)	NAP	NAP
Insolvency courts	NAP	NAP
Labour courts	4	NAP
Family courts	4	NAP
Rent and tenancies courts	3	NAP
Enforcement of criminal sanctions courts	NAP	NAP
Fight against terrorism, organised crime and corruption	NAP	NAP
Internet related disputes	NAP	NAP
Administrative courts	1	NAP
Insurance and / or social welfare courts	NAP	NAP
Military courts	1	NAP
Juvenile courts	5	NAP
Other specialised courts	1	NAP

In 2021, a law was enacted (Law 55/21) providing for the establishment of a juvenile court in each district of the Republic. Family, Labour and rent control courts have been established in one more district.

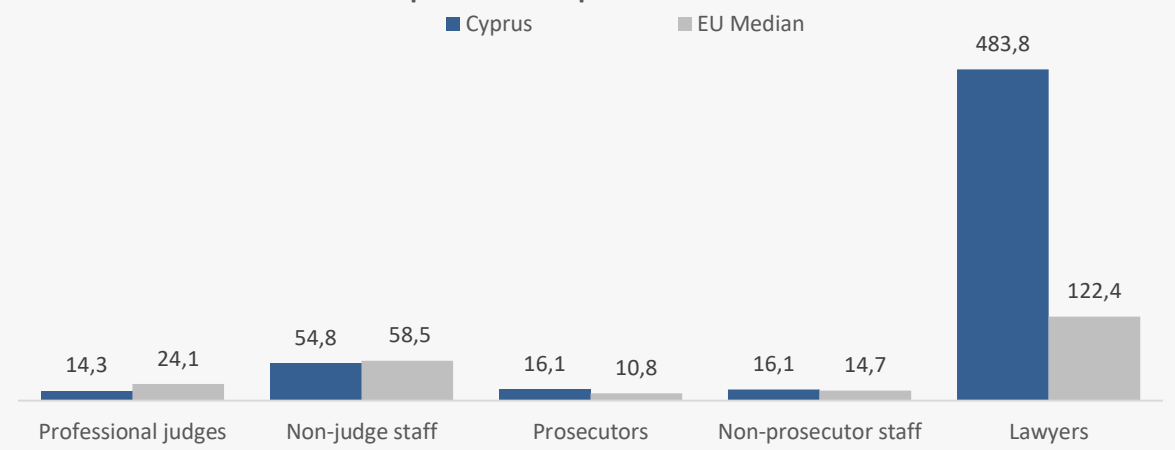
2. Professionals of justice in Cyprus (2021 data)

Judicial professionals (summary)

Judicial professionals in absolute number and per 100 000 inhabitants

	Absolute number	Per 100 000 inhabitants	EU Median
Professional judges	129	14,3	24,1
Non-judge staff	496	54,8	58,5
Prosecutors	146	16,1	10,8
Non-prosecutor staff	146	16,1	14,7
Lawyers	4 377	483,8	122,4

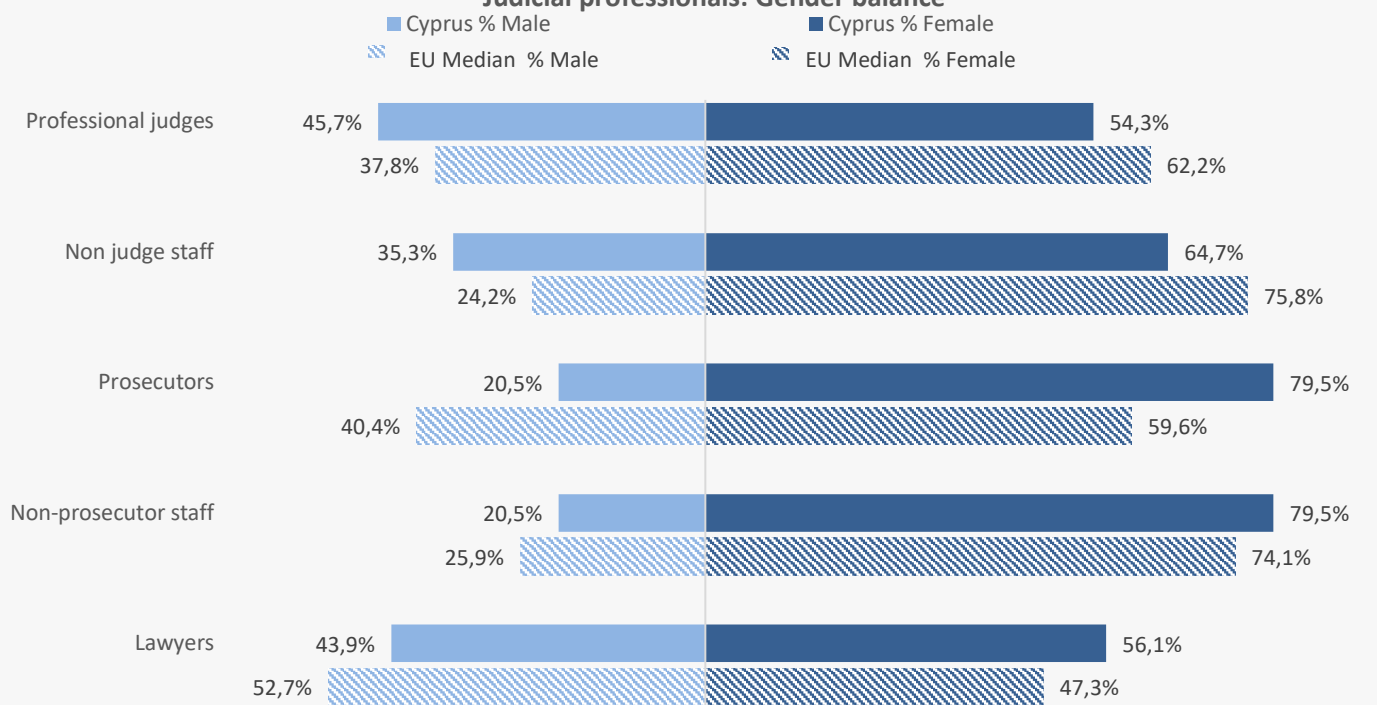
Judicial professionals per 100 000 inhabitants



Judicial professionals: Gender balance

	% Male	% Female
Professional judges	45,7%	54,3%
Non judge staff	35,3%	64,7%
Prosecutors	20,5%	79,5%
Non-prosecutor staff	20,5%	79,5%
Lawyers	43,9%	56,1%

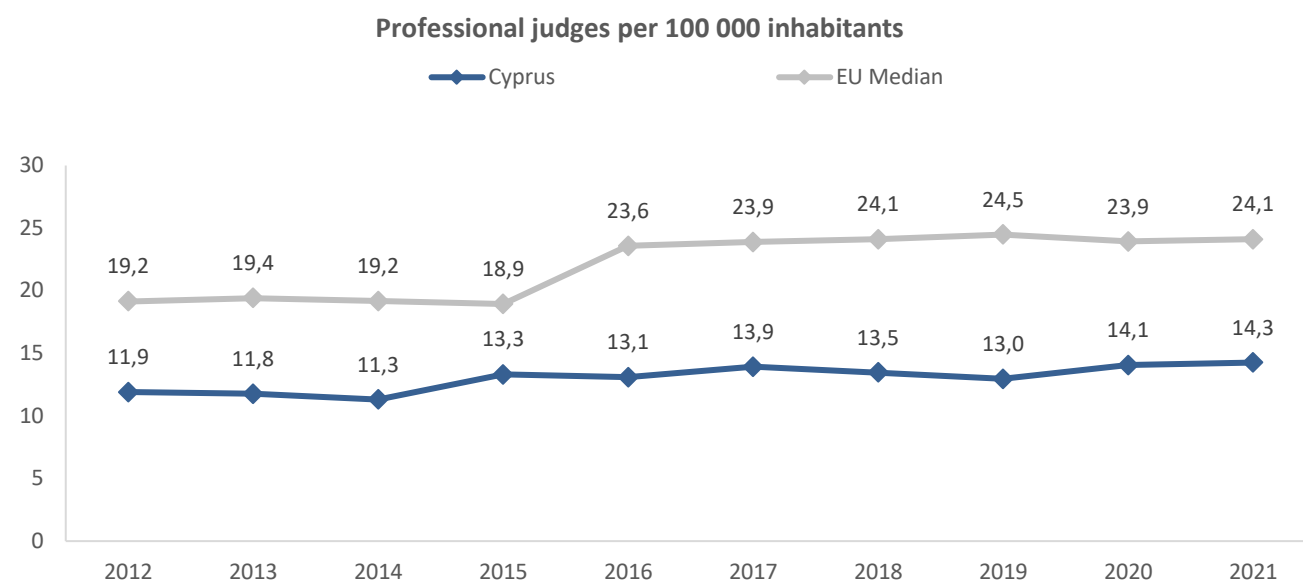
Judicial professionals: Gender balance



Professional judges

Evolution of the number of professional judges since 2012 (Q46)

Number of professional judges	Absolute Number	Per 100 000 inhabitants	
	Cyprus	Cyprus	EU Median
2012	103	11,9	19,2
2013	101	11,8	19,4
2014	97	11,3	19,2
2015	113	13,3	18,9
2016	111	13,1	23,6
2017	119	13,9	23,9
2018	118	13,5	24,1
2019	115	13,0	24,5
2020	126	14,1	23,9
2021	129	14,3	24,1



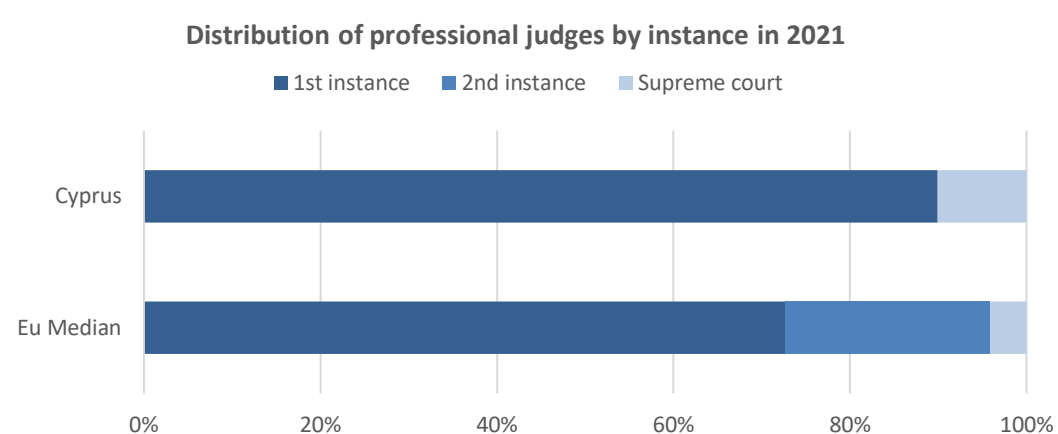
According to 2021 data, the total number of professional judges sitting in courts (all instances) in Cyprus is 129, which is 2,4% more than in the previous cycle.

More precisely, in Cyprus, there are 14,26 professional judges per 100 000 inhabitants (this figure is below the EU median of 24,11 judges per 100 000 inhabitants) and about 3,84 non-judge staff per judge.

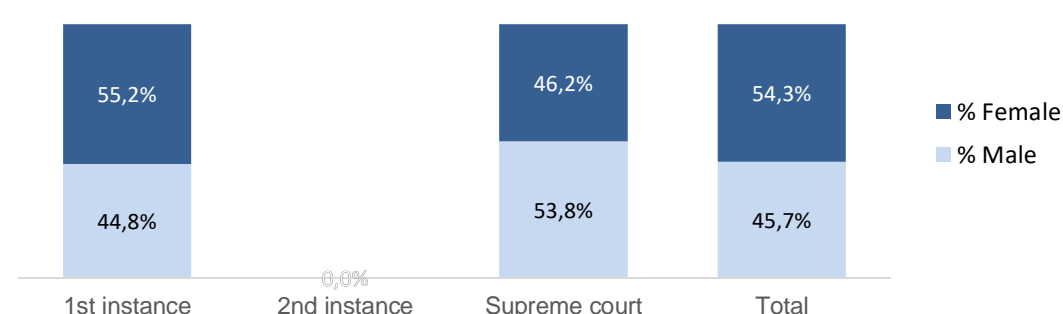
There has been a slight increase compared with the previous cycle where this ratio was at 3,56 non-judge staff per judge.

Absolute number of professional judges by instance and gender

Professional judges 2021	Total	Distribution by instance	Male	Female	% Male	% Female
1st instance	116	89,9%	52	64	44,8%	55,2%
2nd instance	NAP	NA	NAP	NAP	NA	NA
Supreme court	13	10,1%	7	6	53,8%	46,2%
Total	129		59	70	45,7%	54,3%



Distribution of professional judges by gender and by instance in Cyprus



In this cycle, the total number of Female professional judges (all instances) is 70, which represents 54,3% of the total number of judges.

The total number of judges is distributed among the different judicial instances in the following way: 116 are sitting in first instance courts (of which 64 are Female) and 13 are sitting in Supreme Court (of which 6 are Female).

As regards the methodology of presentation of data in respect of the number of judges, it should be noticed that the Supreme Court is the second and final instance court. All judges of the Supreme Court hear appeals and are counted in the category "Supreme court". That is why the number of judges in second instance is presented as NA/NAP.

Considering this methodology of presentation of data, Cyprus cannot be fully compared with the EU distribution of professional judges per instance. However, it appears that as for the EU, the number of first instance judges is predominant.

As regards the distribution Male/Female, it has to be specified that female judges represent more than half of judges in the first instance (55.2%) but less than 50% in the Supreme Court (46.2%).

Absolute number of professional judges by instance and matter

Professional judges 2021	Total	Civil and commercial	Criminal	Administrative	Other
1st instance	116	NA	NA	7	25
2nd instance	NAP	NAP	NAP	NAP	NAP
Supreme court	13	NAP	NAP	NAP	NAP
Total	129	NA	NA	7	25

All 13 Supreme court judges hear all cases. District court judges are dealing with criminal and civil cases, and they were previously included in the 'Other' cases.

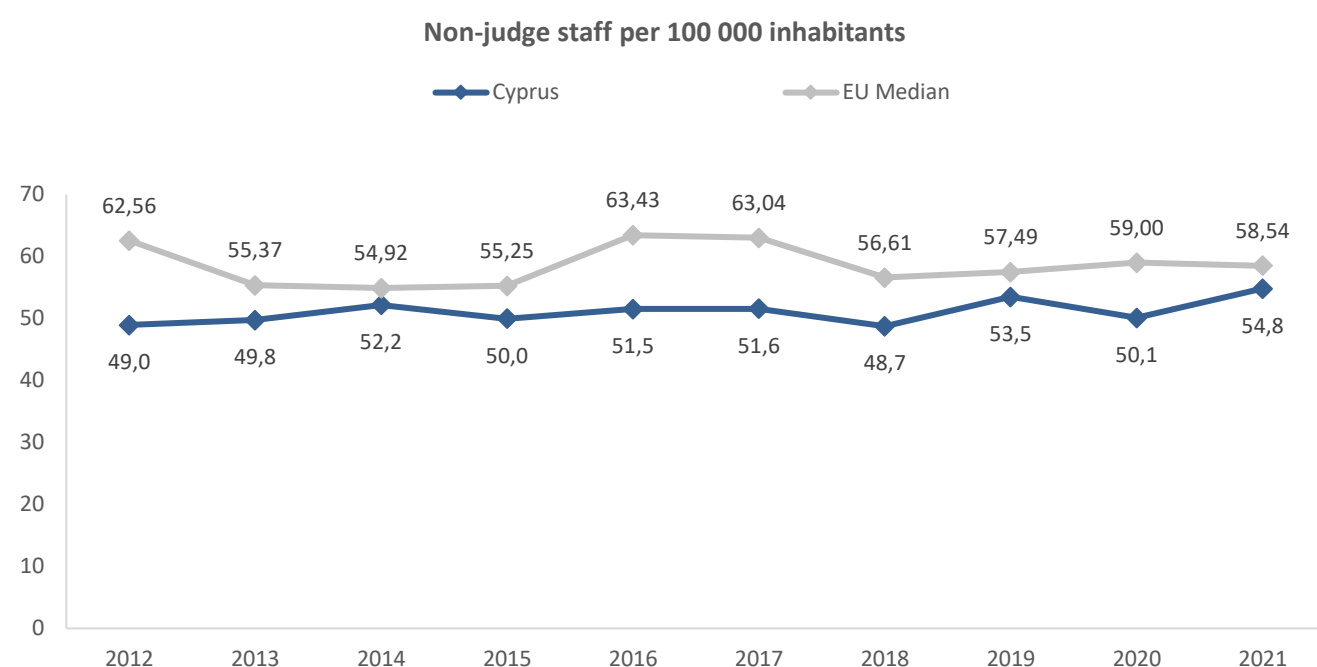
In Cyprus, the distribution of judges by categories of cases is possible for some categories only as presented in the graph below.

Distribution of professional judges by instance and matter

Distribution of Professional judges by instance and matter 2021	Civil and commercial	Criminal	Administrative	Other
1st instance	NA	NA	6,0%	21,6%
2nd instance	NAP	NAP	NAP	NAP
Supreme court	NAP	NAP	NAP	NAP
Total	NA	NA	5,4%	19,4%

Non-judge staff

Number of non-judge staff	Absolute Number	Per 100 000 inhabitants	
	Cyprus	Cyprus	EU Median
2012	424	49,0	62,6
2013	427	49,8	55,4
2014	448	52,2	54,9
2015	424	50,0	55,2
2016	437	51,5	63,4
2017	441	51,6	63,0
2018	427	48,7	56,6
2019	475	53,5	57,5
2020	449	50,1	59,0
2021	496	54,8	58,5



In 2021, Cyprus has 496 non-judge staff (of which 321 are Female). The total number of non-judge staff in comparison with the previous cycle reveals an increase of 10,5%.

In 2021, the number of non-judge staff per 100 000 inhabitants has increased (from 50,1 in 2020 to 54,8 in 2021).

During the same period, the number of judges per 100 000 inhabitants evolved from 14,1 judges per 100 000 inhabitants in 2020 to 14,3 in 2021.

Number of non-judge staff by category in 2021	Absolute number	in %
Total	496	
Rechtspfleger	NAP	NAP
Non-judge staff assisting the judge	147	29,6%
Staff in charge of administrative tasks	154	31,0%
Technical staff	149	30,0%
Other	46	9,3%

In this cycle, the non-judge staff is broken down as follows:

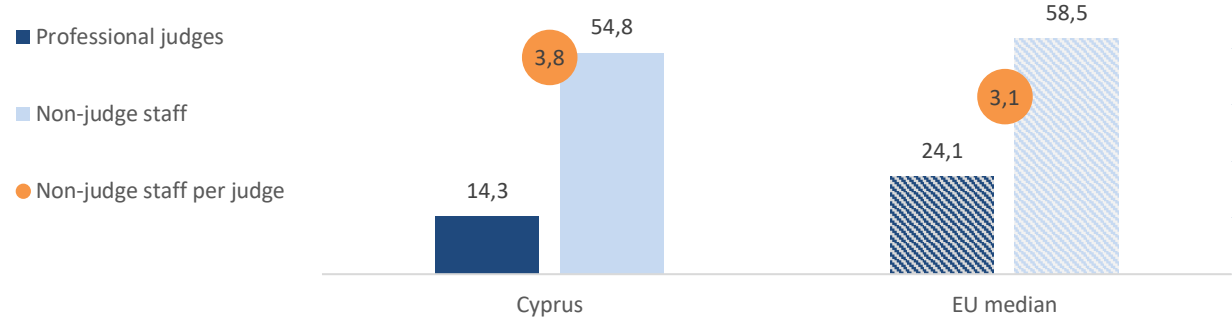
- 147 non-judge staff whose task is to assist the judges such as registrars (of which 137 are Female);
- 154 staff in charge of different administrative tasks and of the court management (of which 139 are Female);
- 149 technical staff (of which 33 are Female);
- 46 other (of which 12 are Female);

The total number of non-judge staff includes clerical staff and also court bailiffs.

Ratio between professional judges and non-judge staff

Per 100 000 inhabitants	Cyprus	EU median
Professional judges	14,3	24,1
Non-judge staff	54,8	58,5
Non-judge staff per judge	3,8	3,1

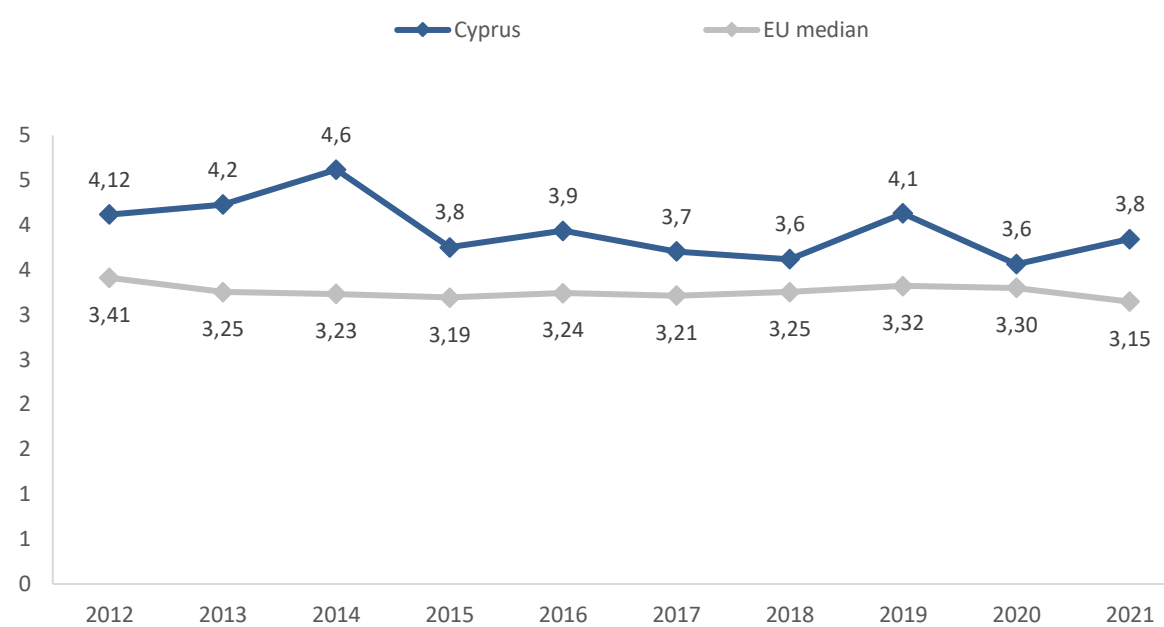
Professional judges and non-judge staff per 100 000 inhabitants, and their ratio



Evolution of the ratio between professional judges and non-judge staff

Cycle	Judges per 100 000 inh.	Non-judge staff per 100 000 inh.	Ratio between professional judges and non-judge staff	
	Cyprus	Cyprus	Cyprus	EU median
2012	11,9	49,0	4,12	3,4
2013	11,8	49,8	4,2	3,3
2014	11,3	52,2	4,6	3,2
2015	13,3	50,0	3,8	3,2
2016	13,1	51,5	3,9	3,2
2017	13,9	51,6	3,7	3,2
2018	13,5	48,7	3,6	3,3
2019	13,0	53,5	4,1	3,3
2020	14,1	50,1	3,6	3,3
2021	14,3	54,8	3,8	3,1

Evolution of the ratio between professional judges and non-judge staff

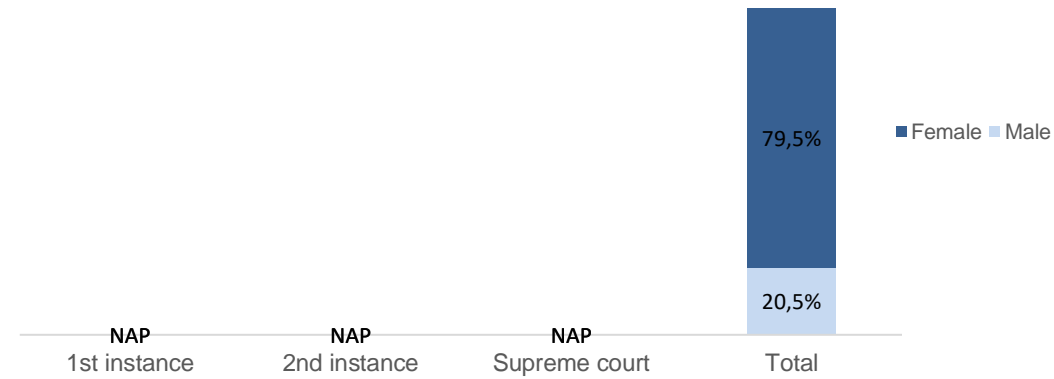


Public prosecutors

Absolute number of public prosecutors by instance and gender

2021	Total	Distribution by instance	Male	Female	Male	Female
1st instance	NAP	NAP	NAP	NAP	NAP	NAP
2nd instance	NAP	NAP	NAP	NAP	NAP	NAP
Supreme court	NAP	NAP	NAP	NAP	NAP	NAP
Total	146		30	116	20,5%	79,5%

Distribution of public prosecutors by instance and gender



In this cycle, the total number of Female prosecutors (all instances) is 116, which represents 79,5% of the total number of prosecutors.

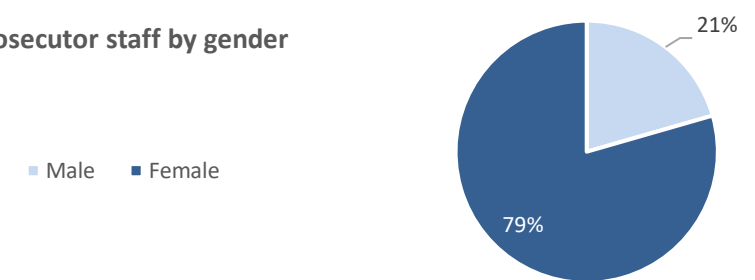
The total number of prosecutors cannot be distributed among the different judicial instances which represents a peculiarity of the Cyprus system.

As regards the distribution male/Female, it has to be specified that female prosecutors represent a majority (79,5%), whereas male prosecutors represent 20,5%..

Non-prosecutor staff

Non-prosecutor staff	Total	Male	Female
2021	146	30	116

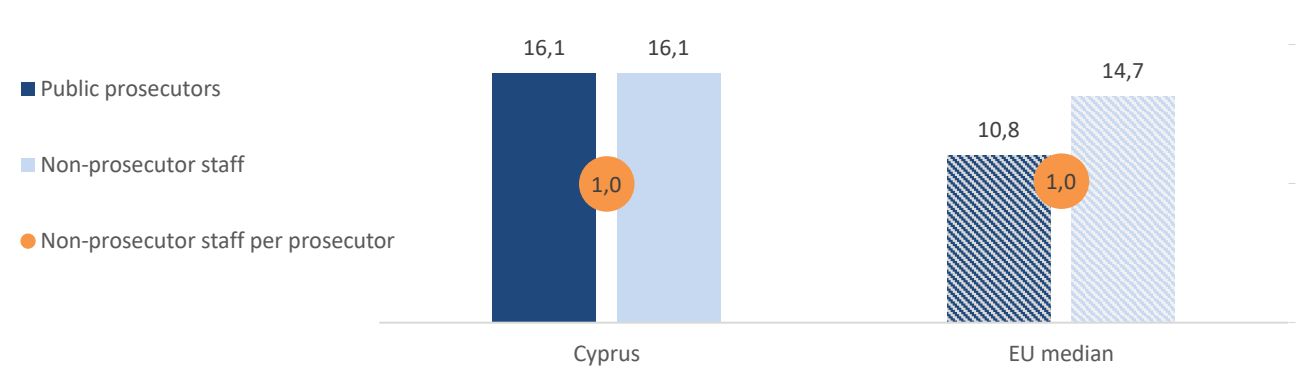
Non-prosecutor staff by gender



Ratio between non-prosecutor staff and public prosecutors

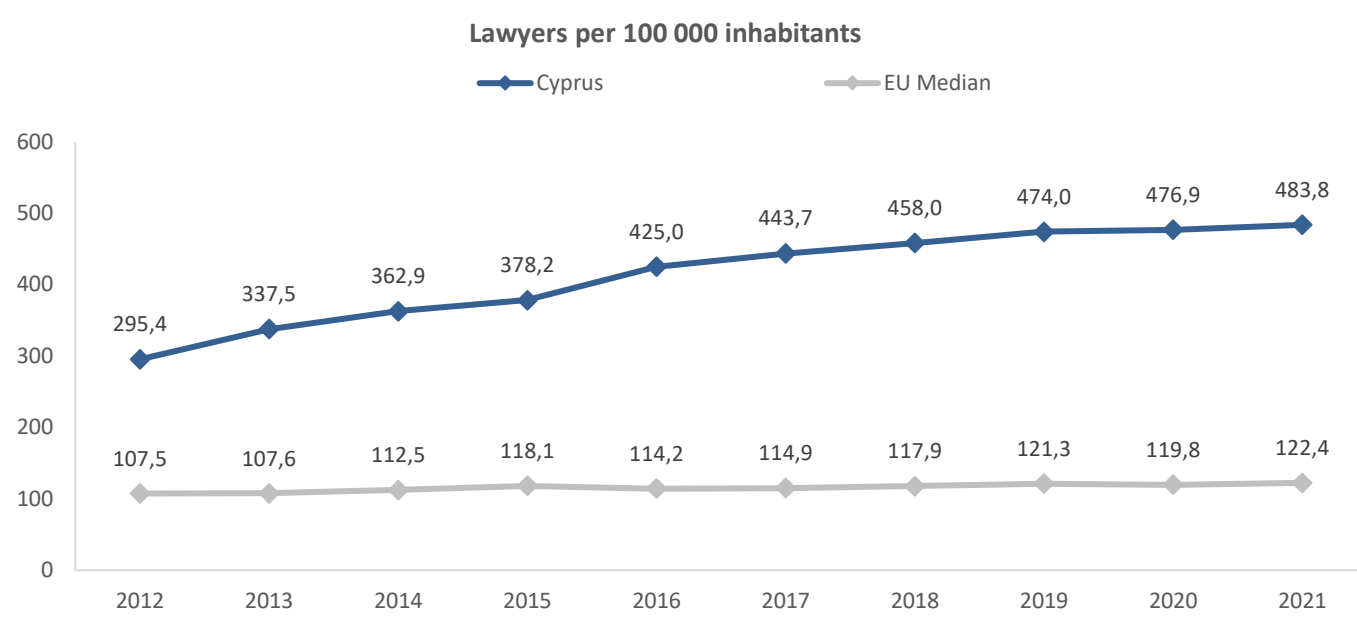
Per 100 000 inhabitants	Cyprus	EU median
Public prosecutors	16,1	10,8
Non-prosecutor staff	16,1	14,7
Non-prosecutor staff per prosecutor	1,0	1,0

Public prosecutors and non-prosecutor staff per 100 000 inhabitants, and their ratio



Lawyers

Lawyers	Absolute Number	Per 100 000 inhabitants	
	Cyprus	Cyprus	EU Median
2012	2 558	295,4	107,5
2013	2 896	337,5	107,6
2014	3 114	362,9	112,5
2015	3 208	378,2	118,1
2016	3 605	425,0	114,2
2017	3 793	443,7	114,9
2018	4 012	458,0	117,9
2019	4 209	474,0	121,3
2020	4 273	476,9	119,8
2021	4 377	483,8	122,4



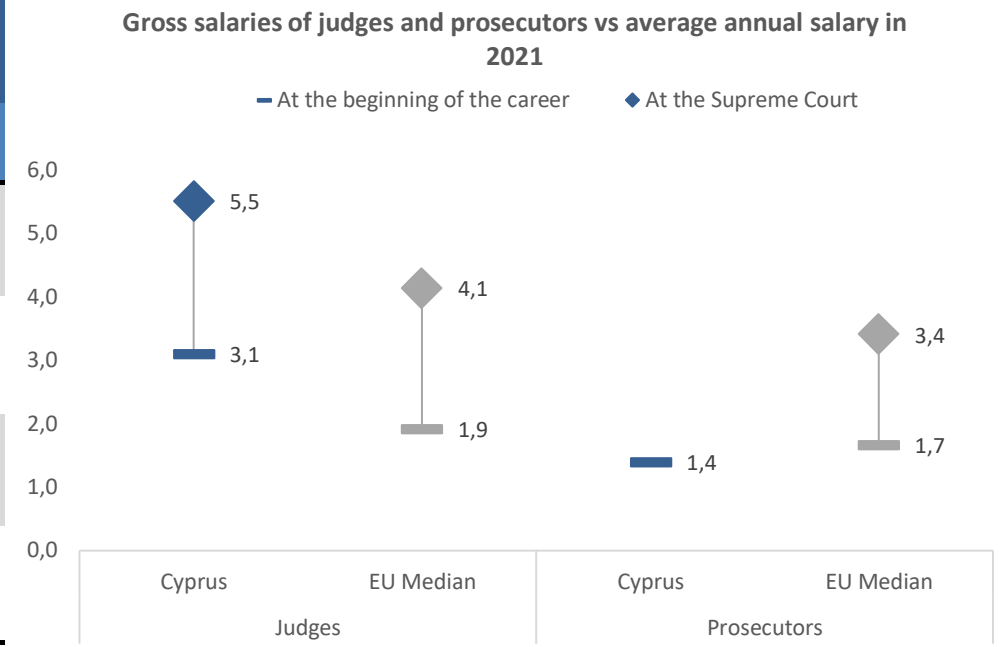
In 2021, there are 4 377 lawyers, which is 2,4% more than in 2020.

There are 2 454 female lawyers which is 56% of the total.

Cyprus has 483,8 lawyers per 100 000 inhabitants, which is significantly above the EU median of 122,4 lawyers per 100 000 inhabitants.

Salaries of professional judges and prosecutors at beginning of a career and at the highest instance

Salaries of professional judges and prosecutors	Average gross annual salary in €	Average net annual salary in €	Ratio with national average annual gross salary	
	Cyprus		Cyprus	EU median
First instance professional judge at the beginning of his/her career	77 916€	56 069€	3,1	1,9
Judge of the Supreme Court or the Highest Appellate Court	138 494€	105 500€	5,5	4,1
Public prosecutor at the beginning of his/her career	35 010€	NA	1,4	1,7
Public prosecutor of the Supreme Court or the Highest Appellate Instance	NAP	NAP	NA	3,4



According to 2021 data, the absolute gross salary of a judge at the beginning of his/her career in Cyprus of 77 916€ is well above when compared to the EU median of 52 534€. As a ratio with the annual average salary of the country, the salary for a judge at the beginning of his/her career is: 3,10 compared with EU median of : 1,91.

3. Legal aid and court fees in Cyprus (2021 data)

In Cyprus, legal aid is available for :

> Representation in court:

◦ Criminal cases



◦ Other than criminal cases



> Legal advice, ADR and other legal services:

◦ Criminal cases



◦ Other than criminal cases



> Fees related to enforcement of judicial decisions as fees for enforcement agents (Q18)



> Other costs than above (Q19)

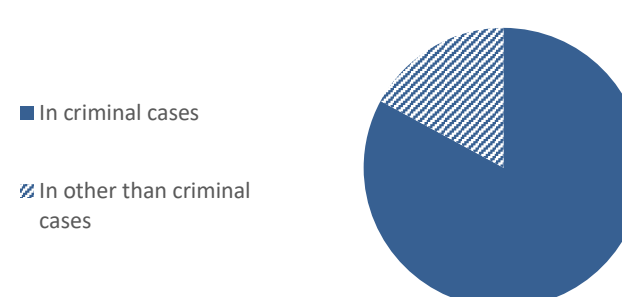


The other costs can only be given following a court order.

Number of cases for which legal aid has been granted

Number of cases for which legal aid has been granted Absolute number (in 2021)	Total	Cases brought to court	Cases not brought to court
Total	NA	3 329	NA
In criminal cases	NA	2 760	NA
In other than criminal cases	NA	569	NA

Ratio of number of cases brought to court for which legal aid has been granted



Number of cases for which legal aid has been granted Per 100 000 inhabitants (in 2021)	Cyprus	EU Median
Total	NA	843,9
In criminal cases	NA	406,7
In other than criminal cases	NA	323,9

Timeframes of the procedure for granting legal aid (in relation to the duration from the initial legal aid request to the final approval of the legal aid request)

◦ Maximum duration prescribed in law/regulations:

NA

◦ Actual average duration:

NA

4. Performance of courts in Cyprus (2021 data)

• Efficiency indicators

- Clearance Rate (CR) and Disposition Time (DT)

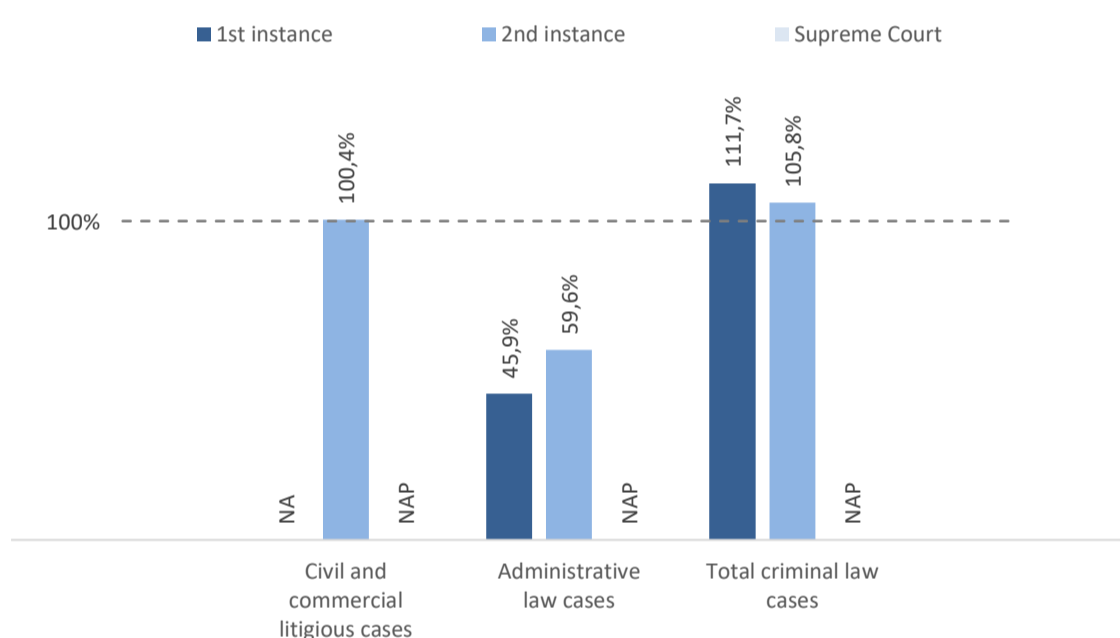
The Clearance Rate shows the capacity of a judicial system to deal with the incoming cases. A Clearance Rate of 100% and higher does not generate backlog.

The Disposition Time determines the estimated number of days necessary for a pending case to be solved in a court.

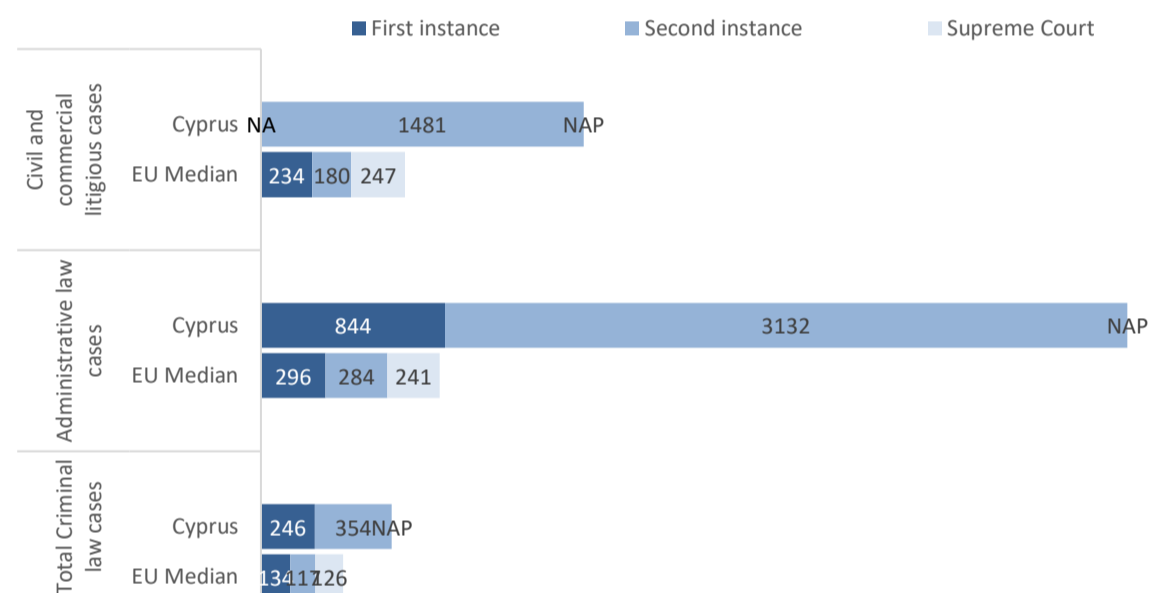
Overall efficiency by instance and by case matter

Overall efficiency by instance and by case matter		Civil and commercial litigious cases		Administrative law cases		Total criminal law cases	
		Cyprus	EU Median	Cyprus	EU Median	Cyprus	EU Median
Clearance Rate (%)	1st instance	NA	102,5%	45,9%	101,7%	111,7%	100,0%
	2nd instance	100,4%	100,4%	59,6%	96,8%	105,8%	98,5%
	Supreme Court	NAP	99,9%	NAP	100,4%	NAP	98,3%
Disposition Time (days)	1st instance	NA	234	844	296	246	134
	2nd instance	1481	180	3132	284	354	117
	Supreme Court	NAP	247	NAP	241	NAP	126

Clearance Rate by instance and by matter in 2021 (%)



Disposition Time by instance and by matter in 2021 (days)



As Cyprus has a two-tier system, the Supreme Court is the appeal and the final instance court. The case flow data of the Supreme Court are included as second instance cases, therefore only two instances will be analysed. Considering this specificity, Cyprus cannot be fully compared with the EU median, for all instances.

From the data available above, in 2021, criminal law cases appear to be resolved the fastest in Cyprus, which is similar to the trend observed in the EU for the reference year. At the same time, first instance administrative law cases seem to take the longest in Cyprus, as it appears also in the EU. However, their disposition times are significantly above the EU median. In all matters, the total length of proceedings in Cyprus is above EU median, especially for administrative law cases as already pointed out.

At first instance, courts seem to be efficient as regards criminal law cases, with a Clearance Rate above the 100% threshold, while for administrative law cases, the Clearance Rate is well below the 100% threshold. The Disposition time is also higher than the EU median for both types of cases.

In the final instance, courts seem to be efficient both for civil litigious and criminal matters, with a Clearance Rate above the 100% threshold, which is not the case for administrative law cases. The disposition time remains above the EU median for all types of cases, but is significantly higher for civil litigious and administrative law cases.

First instance Civil (and commercial) litigious cases

◦ Incoming, resolved and pending cases

The data for incoming, resolved and pending civil (and commercial) litigious cases for Cyprus is not available for 2021.

The reason for not having data for the subcategories of cases is that there was no electronic filing system that would enable Cyprus to have statistical data on different types of cases.

◦ Clearance Rate and Disposition Time

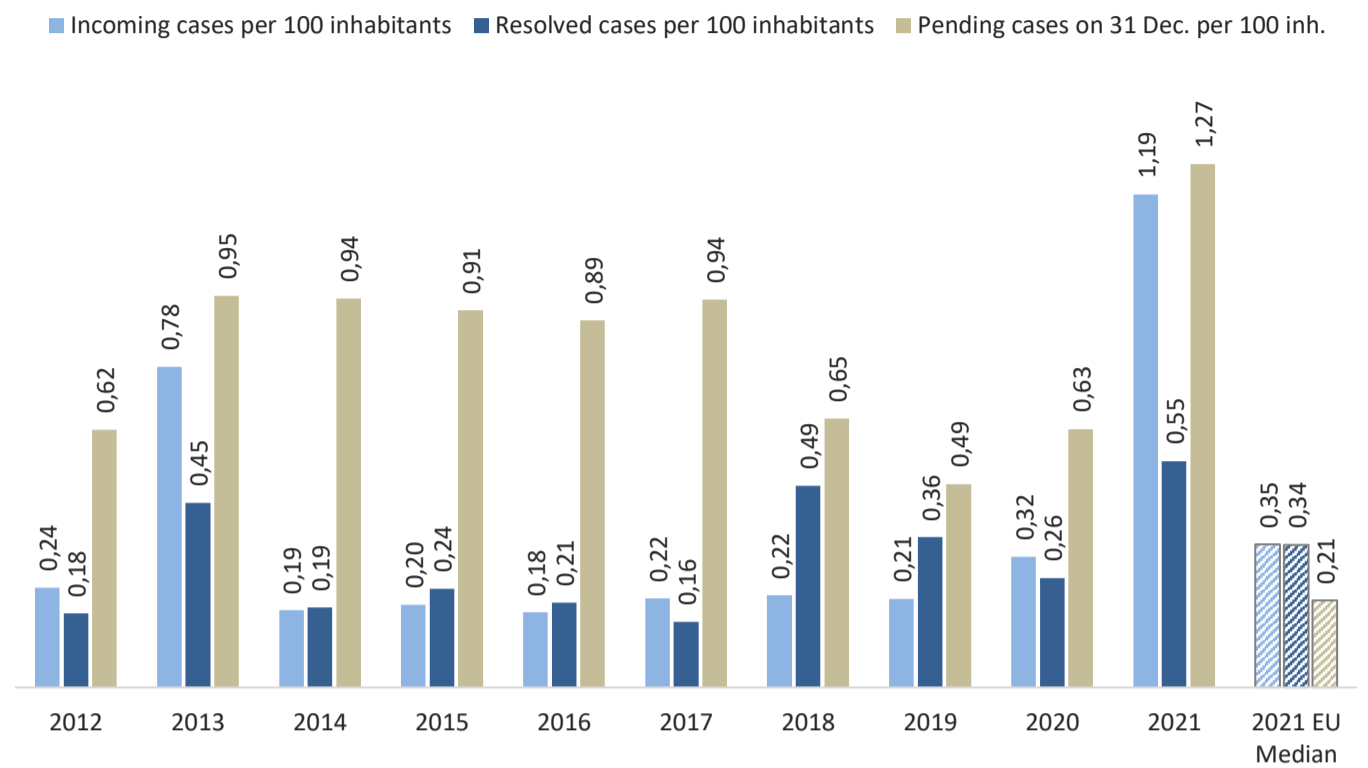
Due to the unavailability of data, the Clearance Rate and Disposition Time of first instance Civil (and commercial) litigious cases cannot be calculated.

First instance Administrative law cases

◦ Incoming, resolved and pending cases

First instance Administrative law cases	Incoming cases per 100 inhabitants	Resolved cases per 100 inhabitants	Pending cases on 31 Dec. per 100 inh.
2012	0,24	0,18	0,62
2013	0,78	0,45	0,95
2014	0,19	0,19	0,94
2015	0,20	0,24	0,91
2016	0,18	0,21	0,89
2017	0,22	0,16	0,94
2018	0,22	0,49	0,65
2019	0,21	0,36	0,49
2020	0,32	0,26	0,63
2021	1,19	0,55	1,27
2021 EU Median	0,35	0,34	0,21

Evolution of number of first instance Administrative law cases per 100 inhabitants



The number of incoming cases in 2021 in Cyprus (1,19 per 100 inhabitants) is well above EU median (0,35 per 100 inhabitants).

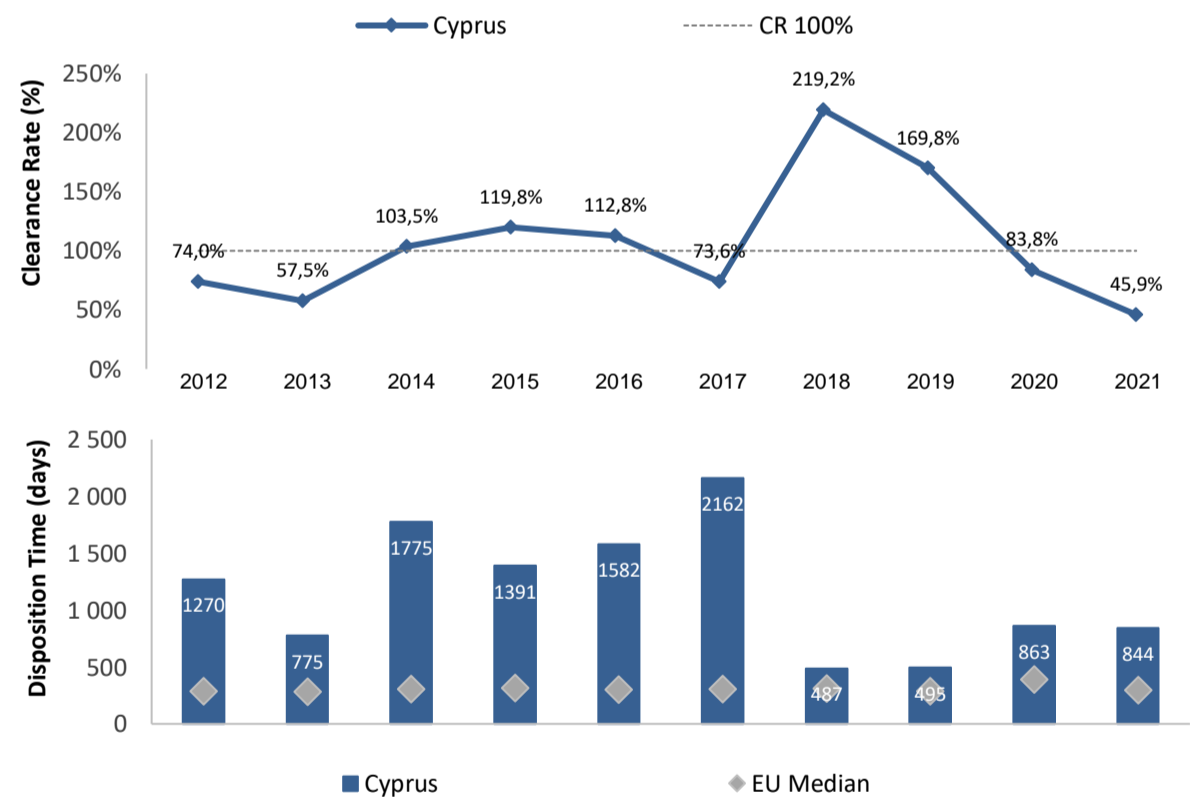
The number of resolved cases in 2021 in Cyprus (0,55 per 100 inhabitants) is somewhat above EU median (0,34 per 100 inhabitants).

The number of pending cases at the end of 2021 in Cyprus (1,27 per 100 inhabitants) is well above EU median (0,21 per 100 inhabitants).

◦ Clearance Rate and Disposition Time

First instance Administrative law cases	Clearance Rate (%)		Disposition Time (days)	
	Cyprus	EU Median	Cyprus	EU Median
2012	74,0%	101,0%	1270	286
2013	57,5%	100,3%	775	281
2014	103,5%	99,6%	1775	305
2015	119,8%	103,7%	1391	315
2016	112,8%	103,0%	1582	297
2017	73,6%	102,1%	2162	303
2018	219,2%	99,7%	487	308
2019	169,8%	102,1%	495	284
2020	83,8%	100,1%	863	388
2021	45,9%	101,7%	844	296

Clearance Rate (%) and Disposition Time (days) for first instance Administrative cases



With a Clearance Rate calculated at 45,9% in 2021 Cyprus seems to face difficulties in dealing with its first instance Administrative law cases.

Between 2020 and 2021, the Clearance Rate has decreased by -37,9 points.

In 2021, first instance Administrative law cases are solved in approximately 844 days, which is significantly above EU median of 296 days.

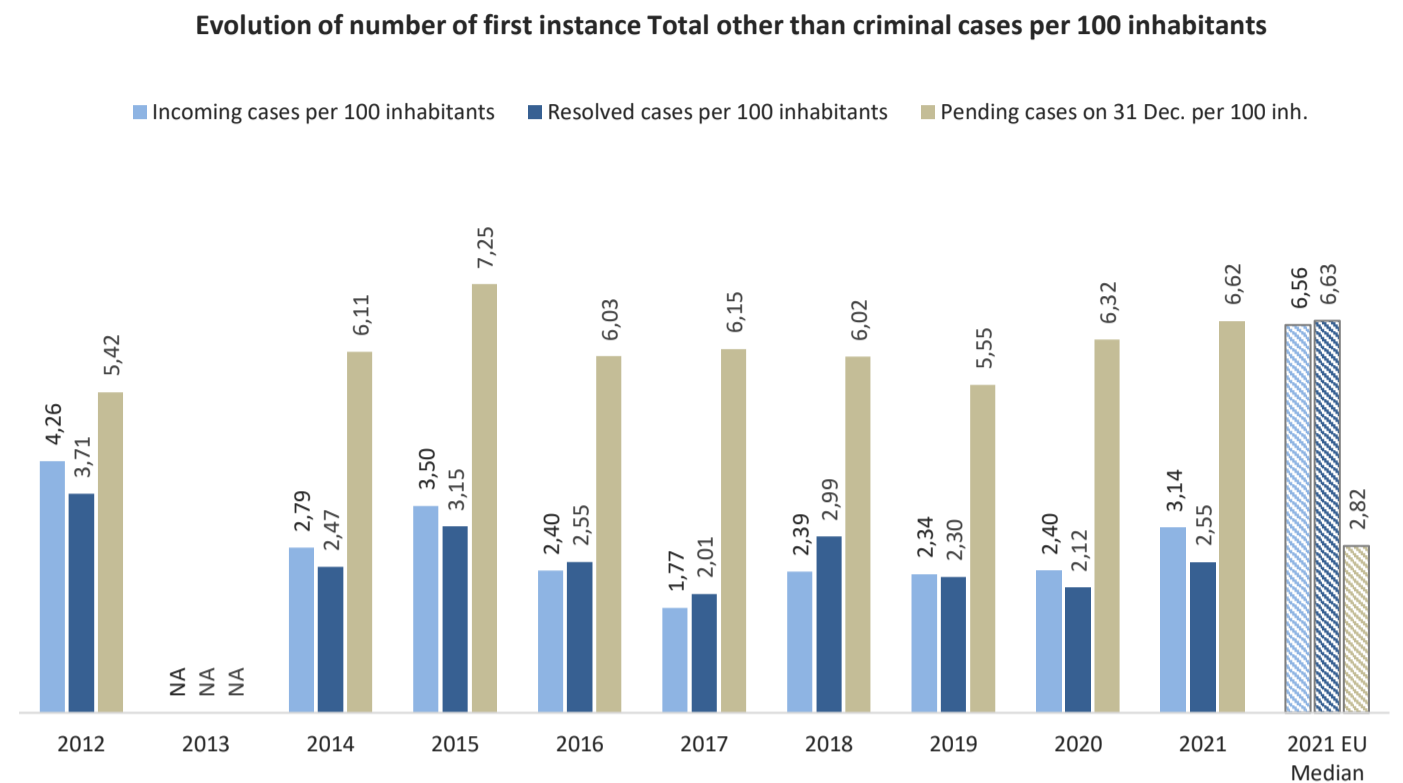
The analysis of the 2020 - 2021 period reveals a -2,2% decrease of the Disposition Time.

In the administrative cases, the applications for international protection are included and there was an increase in these applications in 2021, as a result of more asylum seekers coming into Cyprus. From 1 January 2021, the Review authority for refugees was abolished.

First instance Total of other than criminal cases

◦ Incoming, resolved and pending cases

First instance Total other than criminal cases	Incoming cases per 100 inhabitants	Resolved cases per 100 inhabitants	Pending cases on 31 Dec. per 100 inh.
2012	4,26	3,71	5,42
2013	NA	NA	NA
2014	2,79	2,47	6,11
2015	3,50	3,15	7,25
2016	2,40	2,55	6,03
2017	1,77	2,01	6,15
2018	2,39	2,99	6,02
2019	2,34	2,30	5,55
2020	2,40	2,12	6,32
2021	3,14	2,55	6,62
2021 EU Median	6,56	6,63	2,82



The number of incoming cases in 2021 in Cyprus (3,14 per 100 inhabitants) is significantly below the EU median (6,56 per 100 inhabitants).

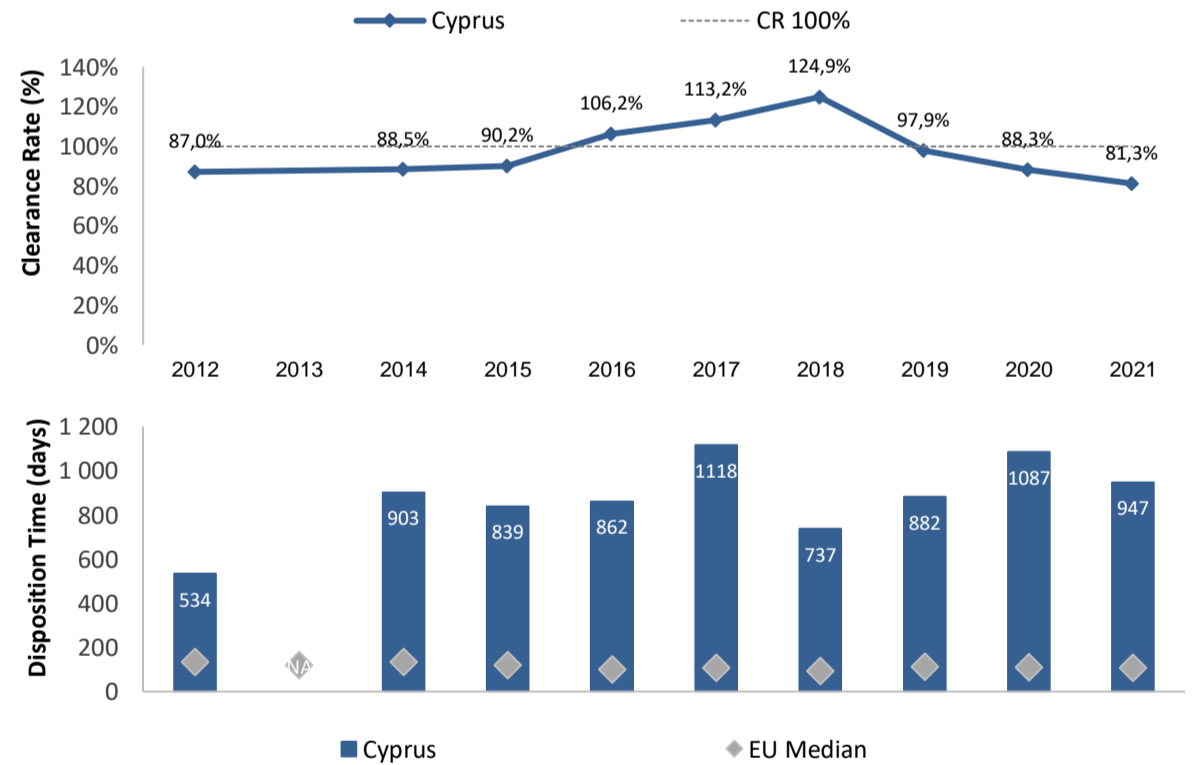
The number of resolved cases in 2021 in Cyprus (2,55 per 100 inhabitants) is significantly below the EU median (6,63 per 100 inhabitants).

The number of pending cases at the end of 2021 in Cyprus (6,62 per 100 inhabitants) is significantly above the EU median (2,82 per 100 inhabitants).

◦ Clearance Rate and Disposition Time

First instance Total other than criminal cases	Clearance Rate (%)		Disposition Time (days)	
	Cyprus	EU Median	Cyprus	EU Median
2012	87,0%	100,5%	534	133
2013	NA	100,7%	NA	119
2014	88,5%	101,9%	903	133
2015	90,2%	101,0%	839	119
2016	106,2%	101,5%	862	98
2017	113,2%	100,6%	1118	107
2018	124,9%	100,6%	737	91
2019	97,9%	99,8%	882	111
2020	88,3%	98,7%	1087	109
2021	81,3%	101,2%	947	107

Clearance Rate (%) and Disposition Time (days) for first instance Total of other than criminal cases



With a Clearance Rate calculated at 81,3% in 2021 Cyprus seems to face some difficulties in dealing with its other than criminal cases.

Between 2020 and 2021, the Clearance Rate has decreased by -7,0 points.

In 2021, other than criminal cases are solved in approximately 947 days, which is significantly above EU median of 107 days.

The analysis of the 2020 - 2021 period reveals a -12,8% decrease of the Disposition Time.

Insolvency cases

◦ Clearance Rate and Disposition Time

The data for the first instance insolvency cases are not available, because there is no electronic filing system available.

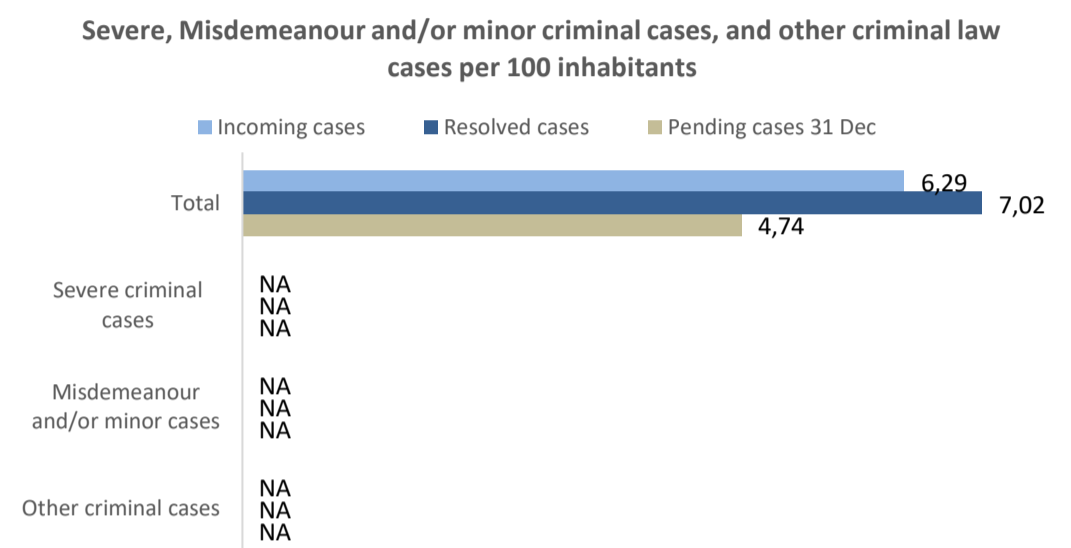
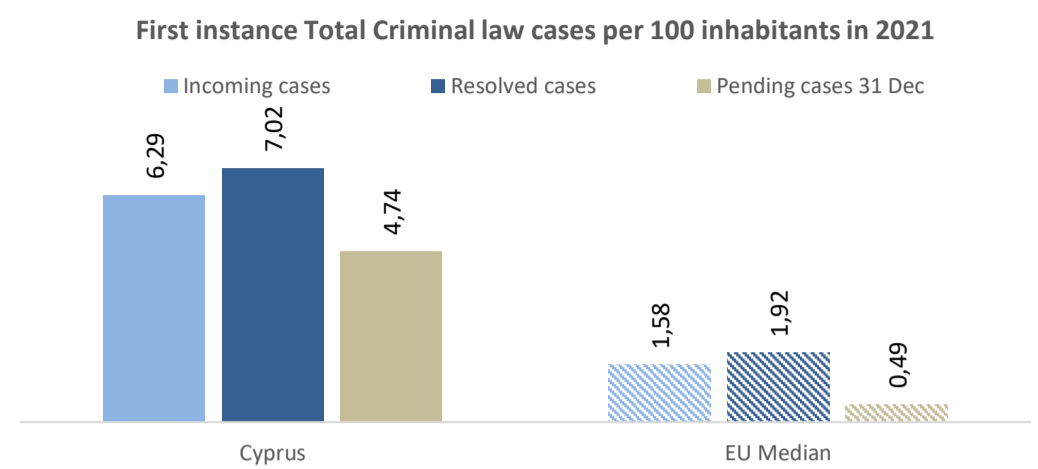
Due to the unavailability of data, the Clearance Rate and Disposition Time of first instance insolvency cases cannot be calculated.

First instance Criminal Law Cases

◦ Incoming, resolved and pending cases

First instance Criminal Law Cases	Pending cases 1 Jan	Incoming cases	Resolved cases	Pending cases 31 Dec
Total	49 542	56 867	63 546	42 863
Severe criminal cases	NA	NA	NA	NA
Misdemeanour and/or minor cases	NA	NA	NA	NA
Other criminal cases	NA	NA	NA	NA

First instance Criminal Law Cases Per 100 inh.	Pending cases 1 Jan	Incoming cases	Resolved cases	Pending cases 31 Dec
Total	5,48	6,29	7,02	4,74
Severe criminal cases	NA	NA	NA	NA
Misdemeanour and/or minor cases	NA	NA	NA	NA
Other criminal cases	NA	NA	NA	NA



The number of total incoming criminal cases in 2021 in Cyprus (6,29 per 100 inhabitants) is significantly above EU median (1,58 per 100 inhabitants).

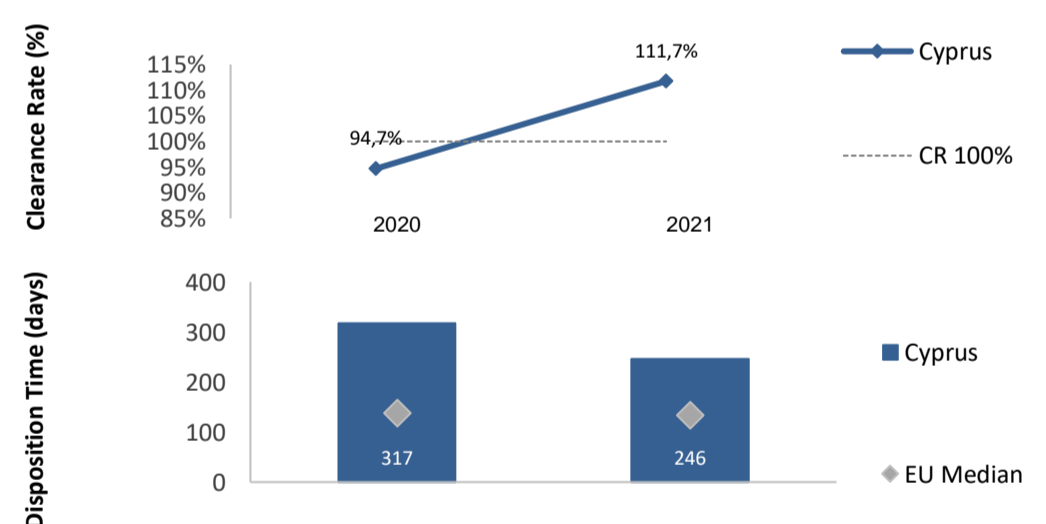
The number of total resolved criminal cases in 2021 in Cyprus (7,02 per 100 inhabitants) is significantly above EU median (1,92 per 100 inhabitants).

The number of total pending criminal cases at the end of 2021 in Cyprus (4,74 per 100 inhabitants) is well above EU median (0,49 per 100 inhabitants).

◦ Clearance Rate and Disposition Time

First instance Total criminal law cases	Clearance Rate (%)		Disposition Time (days)	
	Cyprus	EU Median	Cyprus	EU Median
2020	94,7%	95,2%	317	139
2021	111,7%	100,0%	246	134

Clearance Rate (%) and Disposition Time (days) for First Instance Total criminal law cases



With a Clearance Rate calculated at 111,7% in 2021 Cyprus seems to deal efficiently with its first instance total criminal law cases.

Between 2020 and 2021, the Clearance Rate has increased by 17 points.

In 2021, first instance total criminal law cases are solved in approximately 246 days, which is well above EU median of 134 days.

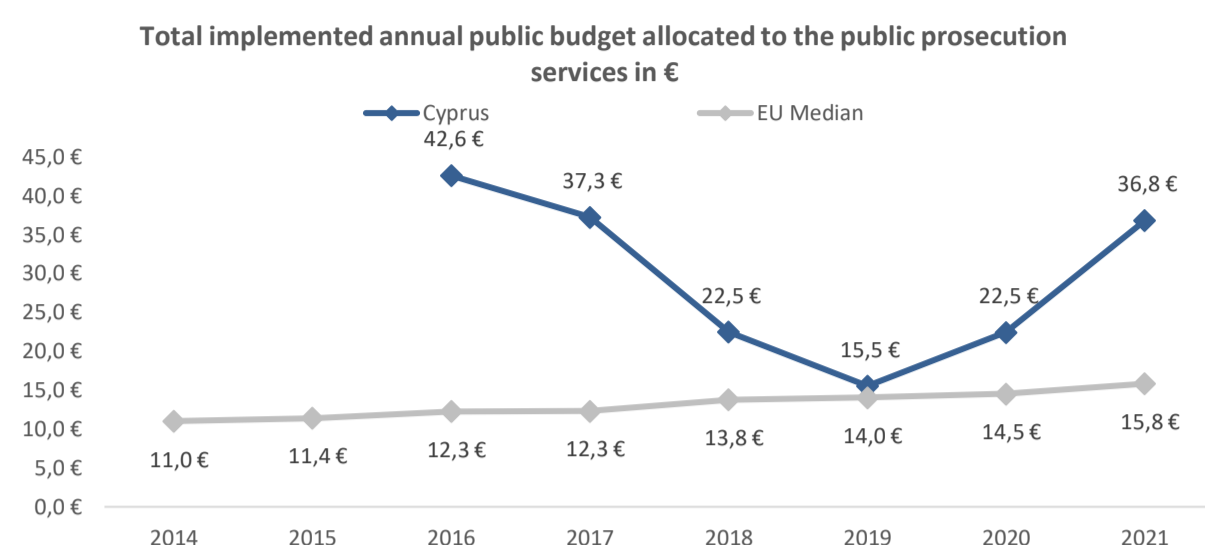
The analysis of the 2020 - 2021 period reveals a -22,5% decrease of the Disposition Time.

The reason for not having data for the subcategories of criminal law cases is that there is no electronic filing system that would enable Cyprus to have statistical data on different types of cases.

5. Public prosecution services in Cyprus (2021 data)

Public prosecution implemented budget

Total implemented annual public budget allocated to the public prosecution services in €	Absolute Number		Per inhabitant	
	Cyprus		Cyprus	EU Median
2014	NA		NA	11,0 €
2015	NA		NA	11,4 €
2016	36 139 641 €		42,6 €	12,3 €
2017	31 872 434 €		37,3 €	12,3 €
2018	19 706 797 €		22,5 €	13,8 €
2019	13 807 046 €		15,5 €	14,0 €
2020	20 126 033 €		22,5 €	14,5 €
2021	33 317 620 €		36,8 €	15,8 €



Implemented annual public budget allocated to training of public prosecution services in € (included in the total)	Absolute Number		Per inhabitant	
	Cyprus		Cyprus	EU Median
2018	1 100 €		0,0 €	0,018 €
2019	NA		NA	0,029 €
2020	12 250 €		0,014 €	0,011 €
2021	19 689 €		0,022 €	0,022 €

In 2021, there was a high increase in the compensation paid in action of 10 million, representing compensation awarded in actions against the state.

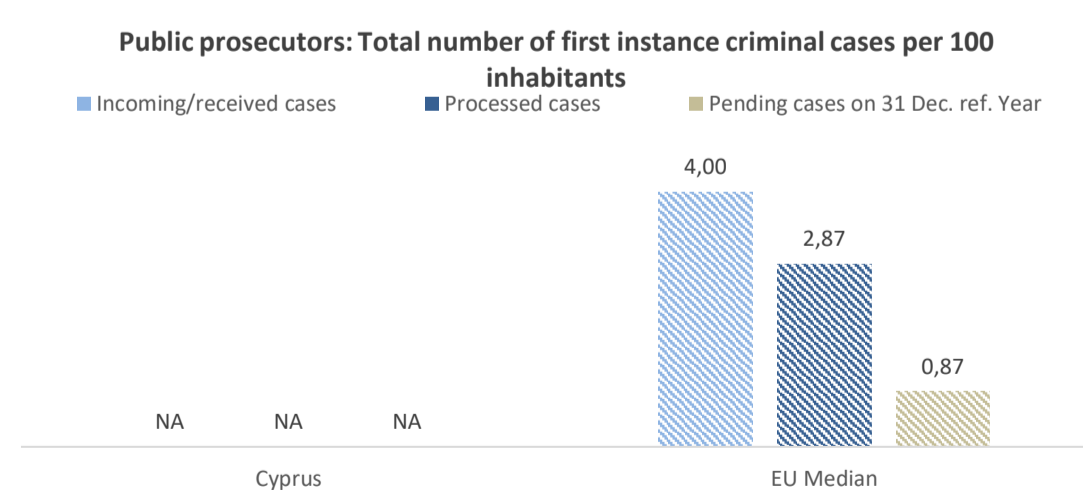
Moreover, less training seminars have been held in person due to covid.

Public prosecution caseload: Number of first instance criminal cases

Public prosecution caseload: Number of first instance criminal cases	Absolute Number *		Per 100 inhabitants	
	Cyprus	% Variation 2020 - 2021	Cyprus	Eu Median
1. Pending cases on 1 Jan. ref. year	NA	NA	NA	0,84
2. Incoming/received cases	NA	NA	NA	4,00
3. Processed cases (3.1 + 3.2 + 3.3 + 3.4)	NA	NA	NA	2,87
3.1. Discontinued during the reference year (3.1.1 + 3.1.2 + 3.1.3 + 3.1.4)	NA	NA	NA	1,36
3.1.1 Discontinued by the public prosecutor because the offender could not be identified	NA	NA	NA	NA
3.1.2 Discontinued by the public prosecutor due to the lack of an established offence or a specific legal situation	NA	NA	NA	NA
3.1.3 Discontinued by the public prosecutor for reasons of opportunity	NA	NA	NA	NA
3.1.4 Discontinued for other reasons	NA	NA	NA	NA
3.2. Concluded by a penalty or a measure imposed or negotiated by the public prosecutor	NA	NA	NA	0,16
3.3. Cases closed by the public prosecutor for other reasons	NA	NA	NA	0,28
3.4. Cases brought to court	NA	NA	NA	0,52
4. Pending cases on 31 Dec. ref. year	NA	NA	NA	0,87

* Please note that these figures include traffic offence cases.

The data for the public prosecutors' first instance criminal cases are not available.



6. Existence and use of alternative dispute resolution in Cyprus (2021 data)

Number of mediators

The information about the number of registered court-related mediators is not available (NA).

The variation between 2020 and 2021 can therefore not be calculated.

Number of court related mediations

Data on the number of court-related mediation procedures is not available.

7. ICT tools of courts in Cyprus (2021 data)

The ICT questions

The answers to the ICT questions in 2021 can be summarised to :

Assistance tools

Writing assistance tools
Simple dictation tools
Multiple speakers recording tools
Voice recognition feature

	Civil and/or commercial	Criminal	Administrative
No	-	-	-
	-	-	-
No	-	-	-
	-	-	-

Financial management tools

Budgetary and financial management of courts
Justice expenses management
Other

	Deployment rate	Data consolidated at national level	System communicating with other ministries
	100%	Yes	Yes
	100%	Yes	Yes
	0% (NAP)	NAP	NAP

Measurement tools to assess the workload

Judges
Prosecutors
Non-judge/non-prosecutor staff

	Deployment rate	Monitoring at national level	Monitoring at court level	Integrated with CMS
No	-	-	-	-
	-	-	-	-
	-	-	-	-

8. Systems for measuring and evaluating the performance of courts and public prosecution services in Cyprus (2021 data)

In Cyprus, quality standards are determined for the judicial system at national level (e.g. quality systems for the judiciary and/or judicial quality policies). However, there is no specialised personnel within the courts or the public prosecution services entrusted with implementation of these national level quality standards.

Systems for measuring and evaluating courts' performance

A regular monitoring system of court activities is in place concerning:

Number of incoming cases	✓	Satisfaction of users (regarding the services delivered by the courts)	✗
Length of proceedings (timeframes)	✓	Costs of the judicial procedures	✗
Number of resolved cases	✓	Number of appeals	✓
Number of pending cases	✓	Appeal ratio	✗
Backlogs	✓	Clearance rate	✗
Productivity of judges and court staff	✗	Disposition time	✗
Satisfaction of court staff	✗	Other	✗

In Cyprus, there is a system to regularly evaluate the court performance based primarily on defined indicators and the reporting is more frequent than annual.

Performance and quality indicators are defined for the activity of each court.

The following indicators are used:

Number of incoming cases	✗	Satisfaction of users (regarding the services delivered by the courts)	✗
Length of proceedings (timeframes)	✓	Costs of the judicial procedures	✗
Number of resolved cases	✓	Number of appeals	✗
Number of pending cases	✓	Appeal ratio	✗
Backlogs	✓	Clearance rate	✗
Productivity of judges and court staff	✓	Disposition time	✗
Satisfaction of court staff	✗	Other	✗

The evaluation of the courts' activities is used for the later allocation of means in the courts.

Systems for measuring and evaluating public prosecution services' performance

A regular monitoring system of public prosecution services activities is in place concerning:

Number of incoming cases	✗	Satisfaction of users (regarding the services delivered by the public prosecution)	✗
Length of proceedings (timeframes)	✗	Costs of the judicial procedures	✗
Number of resolved cases	✓	Clearance rate	✗
Number of pending cases	✓	Disposition time	✗
Backlogs	✓	Percentage of convictions and acquittals	✗
Productivity of prosecutors and prosecution staff	✓	Other	✗
Satisfaction of prosecution staff	✗		

In Cyprus, there is a system to evaluate regularly the activity of each public prosecution service and the reporting is more frequent than annual.

Performance and quality indicators are defined for the activity of each public prosecution service.

The following indicators are used:

Number of incoming cases	✗	Satisfaction of users (regarding the services delivered by the public prosecutors)	✗
Length of proceedings (timeframes)	✗	Costs of the judicial procedures	✗
Number of resolved cases	✗	Clearance rate	✗
Number of pending cases	✗	Disposition time	✗
Backlogs	✗	Percentage of convictions and acquittals	✗
Productivity of prosecutors and prosecution staff	✓	Other	✓
Satisfaction of prosecution staff	✗		

The evaluation of the public prosecution services' activities is used for the later allocation of means in the public prosecution services.

This is part of the reform that is underway in the Attorney General Office.

Cyprus

(2012-2021) data tables

Question	2012	2013	2014	2015	2016	2017	2018	2019	2020	2021	Variations for quantitative questions	
											2012-2021	2020-2021
Q1 Number of inhabitants	865 900	858 000	858 000	848 300	848 300	854 800	875 900	888 000	896 000	904 700	4,5%	1,0%
Q.3 GDP Per capita (in €) in current prices	20 512	19 033	20 454	20 931	21 282	22 770	24 633	25 270	23 397	23 436	14,3%	0,2%
Q5. Exchange rate of Nat currency to € on 1 Jan	NAP	NAP	NAP	NAP	NAP	NAP	NAP	NAP	NAP	NAP	-	-

Indicator 1: Systems for measuring and evaluating the performance of courts and prosecution services

(Q66, Q67, Q77, Q78, Q77-1, Q78-1, Q73, Q73-0, Q73-1, Q73-2, Q73-3, Q73-4, Q73-5, Q73-6, Q70, Q70-1, Q71, Q72, Q83-2, Q83-3, Q120 and Q120-1)

66 Qlty standards formulated_jud system	No	No	No	No	True	True	True	True	True	True	True
67 Specialised court staff entrusted_qlty standards	No	No	No	No	False	False	False	False	False	False	False
77 Performance and quality indicators of court activities	Yes	Yes	Yes	Yes	True	True	True	True	True	True	True
078.1.1 Number of incoming cases							False	False	False	False	False
078.1.2 Length of proceedings (timeframes)							True	True	True	True	True
078.1.3 Number of resolved cases							True	True	True	True	True
078.1.4 Number of pending cases							True	True	True	True	True
078.1.5 Backlogs							True	True	True	True	True
078.1.6 Productivity of judges and court staff							True	True	True	True	True
078.1.7 Satisfaction of court staff							False	False	False	False	False
078.1.8 Satisfaction of users (regarding the services delivered by the courts)							False	False	False	False	False
078.1.9 Costs of the judicial procedures							False	False	False	False	False
078.1.10 Number of appeals							False	False	False	False	False
078.1.11 Appeal ratio							False	False	False	False	False
078.1.12 Clearance rate							False	False	False	False	False

Cyprus

(2012-2021) data tables

Question	2012	2013	2014	2015	2016	2017	2018	2019	2020	2021	Variations for quantitative questions	
											2012-2021	2020-2021
078-1.13 Disposition time							False	False	False	False		
078-1.14 Other							False	False	False	False		
077-1.1.1 Defined performance and quality indicators									False	True		
078-1.1.1 Number of incoming cases									-	False		
078-1.1.2 Length of proceedings (timeframes)									-	False		
078-1.1.3 Number of resolved cases									-	False		
078-1.1.4 Number of pending cases									-	False		
078-1.1.5 Backlogs									-	False		
078-1.1.6 Productivity of prosecutors and prosecution staff									-	True		
078-1.1.7 Satisfaction of prosecution staff									-	False		
078-1.1.8 Satisfaction of users (regarding the services delivered by the public prosecution)									-	False		
078-1.1.9 Costs of the judicial procedures									-	False		
078-1.1.10 Clearance rate									-	False		
078-1.1.11 Disposition time									-	False		
078-1.1.12 Percentage of convictions and acquittals									-	False		
078-1.1.13 Other									-	True		
73 Regular system_evaluation_performance_each court	Yes	yes	Yes	Yes	True	True	True	True	True	True	True	
073-0.1.1 Annual					False	False	False	False	False	False	False	
073-0.1.2 Less frequent					False	False	False	False	False	False	False	
073-0.1.3 More frequent					True	True	True	True	True	True	True	

Cyprus

(2012-2021) data tables

Question	2012	2013	2014	2015	2016	2017	2018	2019	2020	2021	Variations for quantitative questions	
											2012-2021	2020-2021
073-1.1.1 Evaluation used for the allocation of resources within the court			Yes	Yes	True	True	True	True	True	True		
073-2.1.1 Courses of action taken in the evaluation is used for the allocation of resources							False	False	False	False		
073-2.1.2 Reallocating resources (human/financial resources based on performance)							True	True	True	True		
073-2.1.3 Reengineering of internal procedures to increase efficiency							False	False	False	False		
073-2.1.4 Other							False	False	False	False		
073-3.1.1 Regular evaluation of the public prosecution services performance									False	True		
073-4.1.1 Annual										-	False	
073-4.1.2 Less frequent										-	False	
073-4.1.3 More frequent										-	True	
073-5.1.1 Evaluation used for the allocation of resources within the public prosecution services									False	True		
073-6.1.1 Identifying the causes of improved or deteriorated performance										-	False	
073-6.1.2 Reallocating resources (human/financial resources based on performance)										-	True	
073-6.1.3 Reengineering of internal procedures to increase efficiency										-	True	
073-6.1.4 Other										-	False	
070.1.1 number of incoming cases	Yes	Yes	Yes	Yes	True	True	True	True	True	True	True	
070.1.2 length of proceedings (timeframes)	Yes	Yes	Yes	Yes	True	True	True	True	True	True	True	
070.1.3 number of resolved cases	Yes	Yes	Yes	Yes	True	True	True	True	True	True	True	
070.1.4 number of pending cases							True	True	True	True	True	
070.1.5 backlogs							True	True	True	True	True	
070.1.6 productivity of judges and court staff							False	True	False	False	False	

Cyprus

(2012-2021) data tables

Question	2012	2013	2014	2015	2016	2017	2018	2019	2020	2021	Variations for quantitative questions	
											2012-2021	2020-2021
070.1.7 satisfaction of court staff							False	False	False	False		
070.1.8 satisfaction of users (regarding the services delivered by the courts)							False	False	False	False		
070.1.9 costs of the judicial procedures							False	False	False	False		
070.1.10 number of appeals							False	False	False	True		
070.1.11 appeal ratio							False	False	False	False		
070.1.12 clearance rate							False	False	False	False		
070-1.1.1 Number of incoming cases									-	False		
070-1.1.2 Length of proceedings (timeframes)									-	False		
070-1.1.3 Number of resolved cases									-	True		
070-1.1.4 Number of pending cases									-	True		
070-1.1.5 Backlogs									-	True		
070-1.1.6 Productivity of prosecutors and prosecution staff									-	True		
070-1.1.7 Satisfaction of prosecution staff									-	False		
070-1.1.8 Satisfaction of users (regarding the services delivered by the public prosecution)									-	False		
070-1.1.9 Costs of the judicial procedures									-	False		
070-1.1.10 Clearance rate									-	False		
070-1.1.11 Disposition time									-	False		
070-1.1.12 Percentage of convictions and acquittals									-	False		
070-1.1.13 Other									-	False		
071.1.1 Monitoring backlogs in Civil law cases									True	True		

Cyprus

(2012-2021) data tables

Question	2012	2013	2014	2015	2016	2017	2018	2019	2020	2021	Variations for quantitative questions	
											2012-2021	2020-2021
071.1.2 Monitoring backlogs in Criminal law cases									True	True		
071.1.3 Monitoring backlogs in Administrative law cases									True	True		
072.1.1 Monitoring timeframes Within the courts									False	False		
072.1.2 Monitoring timeframes Within the public prosecution services									False	False		
083-2.1.1 Quantitative performance targets defined for each prosecutors									False	False		
083-3.1.1 Body responsible - Executive power (for example the Ministry of Justice)									NAP	NAP		
083-3.1.2 Body responsible - Prosecutor General /State public prosecutor									NAP	NAP		
083-3.1.3 Body responsible - Public Prosecutorial Council									NAP	NAP		
083-3.1.4 Body responsible - Head of the organisational unit or hierarchically superior public prosecutor									NAP	NAP		
083-3.1.5 Body responsible - Other									NAP	NAP		
120.1.1 Qualitative individual assessment of the public prosecutors' work									False	True		
120-1.1.1 Frequency - Annual									-	True		
120-1.1.2 Frequency - Less frequent									-	False		
120-1.1.3 Frequency - More frequent									-	False		

Indicator 2: The judicial organisation

(Q42, Q43 and Q44)

Q42.1.1 Total number of all courts - legal entities	-	-	-	-	-	-	-	-	23	31	-	34,8%
Q42.1.2 Total number of courts of general jurisdiction - legal entities	-	-	-	-	-	-	-	-	7	12	-	71,4%
Q42.1.3 First instance courts of general jurisdiction - legal entities	6	6	6	6	6	6	6	6	6	11	83,3%	83,3%
Q42.1.4 Second instance courts of general jurisdiction - legal entities	-	-	-	-	-	-	-	-	NAP	NAP	-	-

Cyprus

(2012-2021) data tables

Question	2012	2013	2014	2015	2016	2017	2018	2019	2020	2021	Variations for quantitative questions	
											2012-2021	2020-2021
Q42.1.5 Highest instance courts of general jurisdiction - legal entities	-	-	-	-	-	-	-	-	1	1	-	0,0%
Q42.1.6 Total number of specialised courts - legal entities	-	-	-	-	-	-	-	-	16	19	-	18,8%
43.1.1 Total number of specialised courts of first instance	14	13	13	15	15	15	15	16	16	19	35,7%	18,8%
43.1.2 Commercial courts (excluded insolvency courts)	NAP	NAP	NAP	NAP	NAP	NAP	NAP	NAP	NAP	NAP	-	-
43.1.3 Insolvency courts	NAP	NAP	NAP	NAP	NAP	NAP	NAP	NAP	NAP	NAP	-	-
43.1.4 Labour courts	1	1	3	3	3	3	3	3	3	4	300,0%	33,3%
43.1.5 Family courts	3	3	3	3	3	3	3	3	3	4	33,3%	33,3%
43.1.6 Rent and tenancies courts	3	2	3	2	2	2	2	2	2	3	0,0%	50,0%
43.1.7 Enforcement of criminal sanctions courts	NAP	NAP	NAP	NAP	NAP	NAP	NAP	NAP	NAP	NAP	-	-
43.1.8 Fight against terrorism, organised crime and corruption	NAP	NAP	NAP	NAP	NAP	NAP	NAP	NAP	NAP	NAP	-	-
43.1.9 Internet related disputes	NAP	NAP	NAP	NAP	NAP	NAP	NAP	NAP	NAP	NAP	-	-
43.1.10 Administrative courts	NAP	NAP	NAP	1	1	1	1	1	1	1	-	0,0%
43.1.11 Insurance and / or social welfare courts	NAP	NAP	NAP	NAP	NAP	NAP	NAP	NAP	NAP	NAP	-	-
43.1.12 Military courts	1	1	1	1	1	1	1	1	1	1	0,0%	0,0%
43.1.13 Juvenile courts	-	-	-	-	-	-	-	-	NAP	5	-	-
43.1.14 Other specialised courts	NA	NAP	3	5	5	5	5	6	6	1	-	-83,3%
43.2.1 Total number of specialised courts of higher instances	-	-	-	-	-	-	-	-	NAP	NAP	-	-
43.2.2 Commercial courts (excluded insolvency courts)	-	-	-	-	-	-	-	-	NAP	NAP	-	-
43.2.3 Insolvency courts	-	-	-	-	-	-	-	-	NAP	NAP	-	-
43.2.4 Labour courts	-	-	-	-	-	-	-	-	NAP	NAP	-	-

Cyprus

(2012-2021) data tables

Question	2012	2013	2014	2015	2016	2017	2018	2019	2020	2021	Variations for quantitative questions	
											2012-2021	2020-2021
43.2.5 Family courts	-	-	-	-	-	-	-	-	NAP	NAP	-	-
43.2.6 Rent and tenancies courts	-	-	-	-	-	-	-	-	NAP	NAP	-	-
43.2.7 Enforcement of criminal sanctions courts	-	-	-	-	-	-	-	-	NAP	NAP	-	-
43.2.8 Fight against terrorism, organised crime and corruption	-	-	-	-	-	-	-	-	NAP	NAP	-	-
43.2.9 Internet related disputes	-	-	-	-	-	-	-	-	NAP	NAP	-	-
43.2.10 Administrative courts	-	-	-	-	-	-	-	-	NAP	NAP	-	-
43.2.11 Insurance and / or social welfare courts	-	-	-	-	-	-	-	-	NAP	NAP	-	-
43.2.12 Military courts	-	-	-	-	-	-	-	-	NAP	NAP	-	-
43.2.13 Juvenile courts	-	-	-	-	-	-	-	-	NAP	NAP	-	-
43.2.14 Other specialised courts	-	-	-	-	-	-	-	-	NAP	NAP	-	-
44.1.1 First instance courts geographic locations	-	-	-	-	-	-	-	-	22	30	-	36,4%
44.1.2 All courts geographic locations	21	19	21	22	22	22	21	22	23	31	47,6%	34,8%

Indicator 3: The performance of courts at all stages of the proceedings

First instance other than criminal cases (Q91)

91.1.1 1st inst courts_Pending cases on 1 Jan. Total of other than criminal law cases (1+2+3+4)	42 179	NA	49 655	58 568	52 412	54 586	57 972	48 837	54 058	54 620	29,5%	1,0%
91.1.2 1st inst courts_Pending cases on 1 Jan. Civil (and commercial) litigious cases	NA	44 285	NA	NA	NA	NA	NA	NA	NA	NA	-	-
91.1.3 1st inst courts_Pending cases on 1 Jan. Non litigious cases (2.1+2.2+2.3)	-	-	NA	NA	NA	NA	NA	NA	NA	NA	-	-
91.1.4 1st inst courts_Pending cases on 1 Jan. General civil (and commercial) non-litigious cases	NA	NA	NA	NA	NA	NA	NA	NA	NA	NA	-	-
91.1.5 1st inst courts_Pending cases on 1 Jan. Registry cases (2.2.1+2.2.2+2.2.3)	-	-	NA	NA	NA	NA	NA	NA	NA	NA	-	-

Cyprus

(2012-2021) data tables

Question	2012	2013	2014	2015	2016	2017	2018	2019	2020	2021	Variations for quantitative questions	
											2012-2021	2020-2021
91.1.6 1st inst courts_Pending cases on 1 Jan. Non litigious land registry cases	NA	NA	NA	NA	NA	NA	NA	NA	NA	NA	-	-
91.1.7 1st inst courts_Pending cases on 1 Jan. Non-litigious business registry cases	NA	NA	NA	NA	NA	NA	NA	NA	NA	NA	-	-
91.1.8 1st inst courts_Pending cases on 1 Jan. Other registry cases	-	-	NA	NA	NA	NA	NA	NAP	NA	NA	-	-
91.1.9 1st inst courts_Pending cases on 1 Jan. Other non-litigious cases	-	-	NA	NA	NA	NA	NA	NA	NA	NA	-	-
91.1.10 1st inst courts_Pending cases on 1 Jan. Administrative law cases	4 851	5 395	8 130	8 074	7 737	7 540	8 025	5 700	5 146	5 616	15,8%	9,1%
91.1.11 1st inst courts_Pending cases on 1 Jan. Other cases (e.g. insolvency registry cases)	NA	NA	NA	NA	NA	898	NA	NA	NA	NA	-	-
91.2.1 1st inst courts_Incoming cases_Total of other than criminal law cases (1+2+3+4)	36 868	NA	23 939	29 667	20 394	15 160	20 937	20 817	21 530	28 386	-23,0%	31,8%
91.2.2 1st inst courts_Incoming cases_Civil (and commercial) litigious cases	NA	38 473	NA	NA	NA	NA	NA	NA	NA	NA	-	-
91.2.3 1st inst courts_Incoming cases_Non litigious cases (2.1+2.2+2.3)	-	-	NA	NA	NA	NA	NA	NA	NA	NA	-	-
91.2.4 1st inst courts_Incoming cases_General civil (and commercial) non-litigious cases	NA	NA	NA	NA	NA	NA	NA	NA	NA	NA	-	-
91.2.5 1st inst courts_Incoming cases_Registry cases (2.2.1+2.2.2+2.2.3)	-	-	NA	NA	NA	NA	NA	NA	NA	NA	-	-
91.2.6 1st inst courts_Incoming cases_Non litigious land registry cases	NA	NA	NA	NA	NA	NA	NA	NA	NA	NA	-	-
91.2.7 1st inst courts_Incoming cases_Non-litigious business registry cases	NA	NA	NA	NA	NA	NA	NA	NA	NA	NA	-	-
91.2.8 1st inst courts_Incoming cases_Other registry cases	-	-	NA	NA	NA	NA	NAP	NAP	NA	NA	-	-
91.2.9 1st inst courts_Incoming cases_Other non-litigious cases	-	-	NA	NA	NA	NA	NA	NA	NA	NA	-	-
91.2.10 1st inst courts_Incoming cases_Administrative law cases	2 094	6 653	1 604	1 694	1 543	1 840	1 950	1 900	2 829	10 797	415,6%	281,7%
91.2.11 1st inst courts_Incoming cases_Other cases (e.g. insolvency registry cases)	NA	NA	NA	NA	NA	1 031	NA	NA	NA	NA	-	-
91.3.1 1st inst courts_Resolved cases_Total of other than criminal law cases (1+2+3+4)	32 092	NA	21 182	26 751	21 661	17 168	26 147	20 382	19 005	23 084	-28,1%	21,5%
91.3.2 1st inst courts_Resolved cases_Civil (and commercial) litigious cases	NA	30 125	NA	NA	NA	NA	NA	NA	NA	NA	-	-
91.3.3 1st inst courts_Resolved cases_Non litigious cases (2.1+2.2+2.3)	-	-	NA	NA	NA	NA	NA	NA	NA	NA	-	-

Cyprus

(2012-2021) data tables

Question	2012	2013	2014	2015	2016	2017	2018	2019	2020	2021	Variations for quantitative questions	
											2012-2021	2020-2021
91.3.4 1st inst courts_Resolved cases_General civil (and commercial) non-litigious cases	NA	NA	NA	NA	NA	NA	NA	NA	NA	NA	-	-
91.3.5 1st inst courts_Resolved cases_Registry cases (2.2.1+2.2.2+2.2.3)	-	-	NA	NA	NA	NA	NA	NA	NA	NA	-	-
91.3.6 1st inst courts_Resolved cases_Non litigious land registry cases	NA	NA	NA	NA	NA	NA	NA	NA	NA	NA	-	-
91.3.7 1st inst courts_Resolved cases_Non-litigious business registry cases	NA	NA	NA	NA	NA	NA	NA	NA	NA	NA	-	-
91.3.8 1st inst courts_Resolved cases_Other registry cases	-	-	NA	NA	NA	NA	NA	NAP	NA	NA	-	-
91.3.9 1st inst courts_Resolved cases_Other non-litigious cases	-	-	NA	NA	NA	NA	NA	NA	NA	NA	-	-
91.3.10 1st inst courts_Resolved cases_Administrative law cases	1 550	3 828	1 660	2 030	1 740	1 355	4 275	3 227	2 371	4 957	219,8%	109,1%
91.3.11 1st inst courts_Resolved cases_Other cases (e.g. insolvency registry cases)	NA	NA	NA	NA	NA	1 065	NA	NA	NA	NA	-	-
91.4.1 1st inst courts_Pending cases on 31 Dec. Total of other than criminal law cases (1+2+3+4)	46 955	NA	52 412	61 484	51 145	52 578	52 762	49 272	56 583	59 922	27,6%	5,9%
91.4.2 1st inst courts_Pending cases on 31 Dec. Civil (and commercial) litigious cases	NA	52 633	NA	NA	NA	NA	NA	NA	NA	NA	-	-
91.4.3 1st inst courts_Pending cases on 31 Dec. Non litigious cases (2.1+2.2+2.3)	-	-	NA	NA	NA	NA	NA	NA	NA	NA	-	-
91.4.4 1st inst courts_Pending cases on 31 Dec. General civil (and commercial) non-litigious cases	NA	NA	NA	NA	NA	NA	NA	NA	NA	NA	-	-
91.4.5 1st inst courts_Pending cases on 31 Dec. Registry cases (2.2.1+2.2.2+2.2.3)	-	-	NA	NA	NA	NA	NA	NA	NA	NA	-	-
91.4.6 1st inst courts_Pending cases on 31 Dec. Non litigious land registry cases	NA	NA	NA	NA	NA	NA	NA	NA	NA	NA	-	-
91.4.7 1st inst courts_Pending cases on 31 Dec. Non-litigious business registry cases	NA	NA	NA	NA	NA	NA	NA	NA	NA	NA	-	-
91.4.8 1st inst courts_Pending cases on 31 Dec. Other registry cases	-	-	NA	NA	NA	NA	NA	NAP	NA	NA	-	-
91.4.9 1st inst courts_Pending cases on 31 Dec. Other non-litigious cases	-	-	NA	NA	NA	NA	NA	NA	NA	NA	-	-
91.4.10 1st inst courts_Pending cases on 31 Dec. Administrative law cases	5 395	8 130	8 074	7 738	7 540	8 025	5 700	4 373	5 604	11 456	112,3%	104,4%
91.4.11 1st inst courts_Pending cases on 31 Dec. Other cases (e.g. insolvency registry cases)	NA	NA	NA	NA	NA	864	NA	NA	NA	NA	-	-

Cyprus

(2012-2021) data tables

Question	2012	2013	2014	2015	2016	2017	2018	2019	2020	2021	Variations for quantitative questions	
											2012-2021	2020-2021
Table 3.2.1.1 to 3.2.1.2 (all years) First instance courts: Clearance rate and disposition time for other than criminal cases (Q91)												
Table 3.3.4 to 3.3.7 Variation of Clearance Rate and Disposition Time of first instance other than criminal cases (Q91)												
Table 3.13.1 (EC) to 3.13.6 (EC) First instance courts: Disposition time and clearance rate for other than criminal cases (Q91)												
CR Total of other than criminal law cases	87,0%	NA	88,5%	90,2%	106,2%	113,2%	124,9%	97,9%	88,3%	81,3%	(5,72)	(6,95)
CR Civil (and commercial) litigious cases	NA	78,3%	NA	NA	NA	NA	NA	NA	NA	NA	-	-
CR Non litigious cases (2.1+2.2+2.3)	-	-	NA	NA	NA	NA	NA	NA	NA	NA	-	-
CR General civil (and commercial) non-litigious cases	NA	NA	NA	NA	NA	NA	NA	NA	NA	NA	-	-
CR Registry cases (2.2.1+2.2.2+2.2.3)	-	-	NA	NA	NA	NA	NA	NA	NA	NA	-	-
CR Non litigious land registry cases	NA	NA	NA	NA	NA	NA	NA	NA	NA	NA	-	-
CR Non-litigious business registry cases	NA	NA	NA	NA	NA	NA	NA	NA	NA	NA	-	-
CR Other registry cases	-	-	NA	NA	NA	NA	NA	NAP	NA	NA	-	-
CR Other non-litigious cases	-	-	NA	NA	NA	NA	NA	NA	NA	NA	-	-
CR Administrative law cases	74,0%	57,5%	103,5%	119,8%	112,8%	73,6%	219,2%	169,8%	83,8%	45,9%	(28,11)	(37,90)
CR Other cases (e.g. insolvency registry cases)	NA	NA	NA	NA	NA	103,3%	NA	NA	NA	NA	-	-
DT Total of other than criminal law cases	534	NA	903	839	862	1118	737	882	1087	947	77,4%	-12,8%
DT Civil (and commercial) litigious cases	NA	638	NA	NA	NA	NA	NA	NA	NA	NA	-	-
DT Non litigious cases (2.1+2.2+2.3)	-	-	NA	NA	NA	NA	NA	NA	NA	NA	-	-
DT General civil (and commercial) non-litigious cases	NA	NA	NA	NA	NA	NA	NA	NA	NA	NA	-	-
DT Registry cases (2.2.1+2.2.2+2.2.3)	-	-	NA	NA	NA	NA	NA	NA	NA	NA	-	-
DT Non litigious land registry cases	NA	NA	NA	NA	NA	NA	NA	NA	NA	NA	-	-

Cyprus

(2012-2021) data tables

Question	2012	2013	2014	2015	2016	2017	2018	2019	2020	2021	Variations for quantitative questions	
											2012-2021	2020-2021
DT Non-litigious business registry cases	NA	NA	NA	NA	NA	NA	NA	NA	NA	NA	-	-
DT Other registry cases	-	-	NA	NA	NA	NA	NA	NAP	NA	NA	-	-
DT Other non-litigious cases	-	-	NA	NA	NA	NA	NA	NA	NA	NA	-	-
DT Administrative law cases	1270	775	1775	1391	1582	2162	487	495	863	844	-33,6%	-2,2%
DT Other cases (e.g. insolvency registry cases)	NA	NA	NA	NA	NA	296	NA	NA	NA	NA	-	-

First instance courts, number of cases for specific case categories (Q101)

101.1.1 Pending cases on 1 Jan. _Litigious divorce case	3 450	3 378	3 335	3 282	3 389	3 581	3 322	3 293	3 347	3 513	1,8%	5,0%
101.1.2 Pending cases on 1 Jan. _Employment dismissal case	1 382	1 749	2 173	2 219	2 105	2 292	2 196	1 845	1 965	1 874	35,6%	-4,6%
101.1.3 Pending cases on 1 Jan. _Insolvency	NA	NA	NA	NA	NA	NA	NA	NA	NA	NA	-	-
101.1.3 Pending cases on 1 Jan. _Robbery cases	-	-	-	-	-	-	-	-	NA	NA	-	-
101.1.3 Pending cases on 1 Jan. _Intentional homicide	-	-	-	-	-	-	-	-	NA	NA	-	-
101.2.1 Incoming cases_Litigious divorce case	7 195	6 846	6 686	6 605	6 663	6 601	6 695	7 075	6 322	6 185	-14,0%	-2,2%
101.2.2 Incoming cases_Employment dismissal case	1 005	1 038	984	637	1 014	489	364	632	414	447	-55,5%	8,0%
101.2.3 Incoming cases_Insolvency	NA	NA	NA	NA	NA	NA	NA	NA	NA	NA	-	-
101.2.3 Incoming cases_Robbery cases	-	-	-	-	-	-	-	-	NA	NA	-	-
101.2.3 Incoming cases_Intentional homicide	-	-	-	-	-	-	-	-	NA	NA	-	-
101.3.1 Resolved cases_Litigious divorce case	7 267	6 889	6 737	6 498	6 471	6 660	6 724	6 951	6 190	6 676	-8,1%	7,9%
101.3.2 Resolved cases_Employment dismissal case	638	614	938	751	827	585	715	512	505	373	-41,5%	-26,1%
101.3.3 Resolved cases_Insolvency	NA	NA	NA	NA	NA	NA	NA	NA	NA	NA	-	-

Cyprus

(2012-2021) data tables

Question	2012	2013	2014	2015	2016	2017	2018	2019	2020	2021	Variations for quantitative questions	
											2012-2021	2020-2021
101.3.3 Resolved cases_Robbery cases	-	-	-	-	-	-	-	-	NA	NA	-	-
101.3.3 Resolved cases_Intentional homicide	-	-	-	-	-	-	-	-	NA	NA	-	-
101.4.1 Pending cases on 31 Dec. _Litigious divorce case	3 378	3 335	3 284	3 389	3 581	3 522	3 293	3 417	3 479	3 022	-10,5%	-13,1%
101.4.2 Pending cases on 31 Dec. _Employment dismissal case	1 749	2 173	2 219	2 105	2 292	2 196	1 845	1 965	1 874	1 948	11,4%	3,9%
101.4.3 Pending cases on 31 Dec. _Insolvency	NA	NA	NA	NA	NA	NA	NA	NA	NA	NA	-	-
101.4.3 Pending cases on 31 Dec. _Robbery cases	-	-	-	-	-	-	-	-	NA	NA	-	-
101.4.3 Pending cases on 31 Dec. _Intentional homicide	-	-	-	-	-	-	-	-	NA	NA	-	-

First instance courts: Clearance rate and disposition time for specific case categories (Q101)

CR Litigious divorce cases	101,0%	100,6%	100,8%	98,4%	97,1%	100,9%	100,4%	98,2%	97,9%	107,9%	6,94	10,03
CR Employment dismissal cases	63,5%	59,2%	95,3%	117,9%	81,6%	119,6%	196,4%	81,0%	122,0%	83,4%	19,96	(38,54)
CR Insolvency cases	NA	NA	NA	NA	NA	NA	NA	NA	NA	NA	-	-
DT Litigious divorce cases	170	177	178	190	202	193	179	179	205	165	-2,6%	-19,5%
DT Employment dismissal cases	1 001	1 292	863	1 023	1 012	1 370	942	1 401	1 354	1 906	90,5%	40,7%
DT Insolvency cases	NA	NA	NA	NA	NA	NA	NA	NA	NA	NA	-	-

Second instance other than criminal cases (Q97)

97.1.1 2nd inst courts_Pending cases on 1 Jan. Total of other than criminal law cases (1+2+3+4)			2 500	2 868	3 230	3 816	4 186	4 215	4 412	4 828	-	9,4%
97.1.2 2nd inst courts_Pending cases on 1 Jan. Civil (and commercial) litigious cases			NA	NA	NA	NA	NA	NA	NA	3 753	-	-
97.1.3 2nd inst courts_Pending cases on 1 Jan. Non litigious cases (2.1+2.2+2.3)			NA	NA	NA	NA	NA	NA	NA	NA	-	-

Cyprus

(2012-2021) data tables

Question	2012	2013	2014	2015	2016	2017	2018	2019	2020	2021	Variations for quantitative questions	
											2012-2021	2020-2021
97.1.4 2nd inst courts_Pending cases on 1 Jan. General civil (and commercial) non-litigious cases			NA	NA	NA	NA	NA	NA	NA	NA	-	-
97.1.5 2nd inst courts_Pending cases on 1 Jan. Registry cases (2.2.1+2.2.2+2.2.3)			NA	NA	NA	NA	NA	NA	NA	NA	-	-
97.1.6 2nd inst courts_Pending cases on 1 Jan. Non litigious land registry cases			NA	NA	NA	NA	NA	NA	NA	NA	-	-
97.1.7 2nd inst courts_Pending cases on 1 Jan. Non-litigious business registry cases			NA	NA	NA	NA	NA	NA	NA	NA	-	-
97.1.8 2nd inst courts_Pending cases on 1 Jan. Other registry cases			NA	NA	NA	NA	NA	NA	NA	NA	-	-
97.1.9 2nd inst courts_Pending cases on 1 Jan. Other non-litigious cases			NA	NA	NA	NA	NA	NA	NA	NA	-	-
97.1.10 2nd inst courts_Pending cases on 1 Jan. Administrative law cases			801	871	886	957	909	939	968	1 075	-	11,1%
97.1.11 2nd inst courts_Pending cases on 1 Jan. Other cases			NA	NA	NA	104	NA	NA	NA	NA	-	-
97.2.1 2nd inst courts_Incoming cases_Total of other than criminal law cases (1+2+3+4)			865	788	919	786	843	930	1 021	1 148	-	12,4%
97.2.2 2nd inst courts_Incoming cases_Civil (and commercial) litigious cases			NA	NA	NA	NA	NA	NA	NA	920	-	-
97.2.3 2nd inst courts_Incoming cases_Non litigious cases (2.1+2.2+2.3)			NA	NA	NA	NA	NA	NA	NA	NA	-	-
97.2.4 2nd inst courts_Incoming cases_General civil (and commercial) non-litigious cases			NA	NA	NA	NA	NA	NA	NA	NA	-	-
97.2.5 2nd inst courts_Incoming cases_Registry cases (2.2.1+2.2.2+2.2.3)			NA	NA	NA	NA	NA	NA	NA	NA	-	-
97.2.6 2nd inst courts_Incoming cases_Non litigious land registry cases			NA	NA	NA	NA	NA	NA	NA	NA	-	-
97.2.7 2nd inst courts_Incoming cases_Non-litigious business registry cases			NA	NA	NA	NA	NA	NA	NA	NA	-	-
97.2.8 2nd inst courts_Incoming cases_Other registry cases			NA	NA	NA	NA	NA	NA	NA	NA	-	-
97.2.9 2nd inst courts_Incoming cases_Other non-litigious cases			NA	NA	NA	NA	NA	NA	NA	NA	-	-
97.2.10 2nd inst courts_Incoming cases_Administrative law cases			180	133	63	120	189	234	203	228	-	12,3%
97.2.11 2nd inst courts_Incoming cases_Other cases			NA	NA	NA	34	NA	NA	NA	NA	-	-
97.3.1 2nd inst courts_Resolved cases_Total of other than criminal law cases (1+2+3+4)			437	426	461	529	737	810	790	1 060	-	34,2%

Cyprus

(2012-2021) data tables

Question	2012	2013	2014	2015	2016	2017	2018	2019	2020	2021	Variations for quantitative questions	
											2012-2021	2020-2021
97.3.2 2nd inst courts_Resolved cases_Civil (and commercial) litigious cases			NA	NA	NA	NA	NA	NA	NA	924	-	-
97.3.3 2nd inst courts_Resolved cases_Non litigious cases (2.1+2.2+2.3)			NA	NA	NA	NA	NA	NA	NA	NA	-	-
97.3.4 2nd inst courts_Resolved cases_General civil (and commercial) non-litigious cases			NA	NA	NA	NA	NA	NA	NA	NA	-	-
97.3.5 2nd inst courts_Resolved cases_Registry cases (2.2.1+2.2.2+2.2.3)			NA	NA	NA	NA	NA	NA	NA	NA	-	-
97.3.6 2nd inst courts_Resolved cases_Non litigious land registry cases			NA	NA	NA	NA	NA	NA	NA	NA	-	-
97.3.7 2nd inst courts_Resolved cases_Non-litigious business registry cases			NA	NA	NA	NA	NA	NA	NA	NA	-	-
97.3.8 2nd inst courts_Resolved cases_Other registry cases			NA	NA	NA	NA	NA	NA	NA	NA	-	-
97.3.9 2nd inst courts_Resolved cases_Other non-litigious cases			NA	NA	NA	NA	NA	NA	NA	NA	-	-
97.3.10 2nd inst courts_Resolved cases_Administrative law cases			110	118	120	168	159	205	140	136	-	-2,9%
97.3.11 2nd inst courts_Resolved cases_Other cases			NA	NA	NA	27	NA	NA	NA	NA	-	-
97.4.1 2nd inst courts_Pending cases on 31 Dec. Total of other than criminal law cases (1+2+3+4)			2 928	3 230	3 688	4 073	4 292	4 335	4 710	4 916	-	4,4%
97.4.2 2nd inst courts_Pending cases on 31 Dec. Civil (and commercial) litigious cases			NA	NA	NA	NA	NA	NA	NA	3 749	-	-
97.4.3 2nd inst courts_Pending cases on 31 Dec. Non litigious cases (2.1+2.2+2.3)			NA	NA	NA	NA	NA	NA	NA	NA	-	-
97.4.4 2nd inst courts_Pending cases on 31 Dec. General civil (and commercial) non-litigious cases			NA	NA	NA	NA	NA	NA	NA	NA	-	-
97.4.5 2nd inst courts_Pending cases on 31 Dec. Registry cases (2.2.1+2.2.2+2.2.3)			NA	NA	NA	NA	NA	NA	NA	NA	-	-
97.4.6 2nd inst courts_Pending cases on 31 Dec. Non litigious land registry cases			NA	NA	NA	NA	NA	NA	NA	NA	-	-
97.4.7 2nd inst courts_Pending cases on 31 Dec. Non-litigious business registry cases			NA	NA	NA	NA	NA	NA	NA	NA	-	-
97.4.8 2nd inst courts_Pending cases on 31 Dec. Other registry cases			NA	NA	NA	NA	NA	NA	NA	NA	-	-
97.4.9 2nd inst courts_Pending cases on 31 Dec. Other non-litigious cases			NA	NA	NA	NA	NA	NA	NA	NA	-	-
97.4.10 2nd inst courts_Pending cases on 31 Dec. Administrative law cases			871	886	829	909	939	968	1 031	1 167	-	13,2%

Cyprus

(2012-2021) data tables

Question	2012	2013	2014	2015	2016	2017	2018	2019	2020	2021	Variations for quantitative questions	
											2012-2021	2020-2021
97.4.11 2nd inst courts_Pending cases on 31 Dec. Other cases			NA	NA	NA	111	NA	NA	NA	NA	-	-
97.5.1 2nd inst courts_Pending more than 2 years - Total of other than criminal law cases (1+2+3+4)			-	-	NA	NA	NA	NA	NA	NA	-	-
97.5.2 2nd inst courts_Pending more than 2 years - Civil (and commercial) litigious cases			-	-	NA	NA	NA	NA	NA	NA	-	-
97.5.10 2nd inst courts_Pending more than 2 years - Administrative law cases			-	-	NA	NA	NA	NA	NA	NA	-	-

Clearance rate and disposition time for second instance other than criminal law cases (Q97)

CR Total of other than criminal law cases			50,5%	54,1%	50,2%	67,3%	87,4%	87,1%	77,4%	92,3%	-	14,96
CR Civil (and commercial) litigious cases			NA	NA	NA	NA	NA	NA	NA	100,4%	-	-
CR Non litigious cases (2.1+2.2+2.3)			NA	NA	NA	NA	NA	NA	NA	NA	-	-
CR General civil (and commercial) non-litigious cases			NA	NA	NA	NA	NA	NA	NA	NA	-	-
CR Registry cases (2.2.1+2.2.2+2.2.3)			NA	NA	NA	NA	NA	NA	NA	NA	-	-
CR Non litigious land registry cases			NA	NA	NA	NA	NA	NA	NA	NA	-	-
CR Non-litigious business registry cases			NA	NA	NA	NA	NA	NA	NA	NA	-	-
CR Other registry cases			NA	NA	NA	NA	NA	NA	NA	NA	-	-
CR Other non-litigious cases			NA	NA	NA	NA	NA	NA	NA	NA	-	-
CR Administrative law cases			61,1%	88,7%	190,5%	140,0%	84,1%	87,6%	69,0%	59,6%	-	(9,32)
CR Other cases (e.g. insolvency registry cases)			NA	NA	NA	79,4%	NA	NA	NA	NA	-	-
DT Total of other than criminal law cases			2446	2767	2920	2810	2126	1953	2176	1693	-	-22,2%
DT Civil (and commercial) litigious cases			NA	NA	NA	NA	NA	NA	NA	1481	-	-
DT Non litigious cases (2.1+2.2+2.3)			NA	NA	NA	NA	NA	NA	NA	NA	-	-

Cyprus

(2012-2021) data tables

Question	2012	2013	2014	2015	2016	2017	2018	2019	2020	2021	Variations for quantitative questions	
											2012-2021	2020-2021
DT General civil (and commercial) non-litigious cases			NA	NA	NA	NA	NA	NA	NA	NA	-	-
DT Registry cases (2.2.1+2.2.2+2.2.3)			NA	NA	NA	NA	NA	NA	NA	NA	-	-
DT Non litigious land registry cases			NA	NA	NA	NA	NA	NA	NA	NA	-	-
DT Non-litigious business registry cases			NA	NA	NA	NA	NA	NA	NA	NA	-	-
DT Other registry cases			NA	NA	NA	NA	NA	NA	NA	NA	-	-
DT Other non-litigious cases			NA	NA	NA	NA	NA	NA	NA	NA	-	-
DT Administrative law cases			2890	2741	2522	1975	2156	1724	2688	3132	-	16,5%
DT Other cases (e.g. insolvency registry cases)			NA	NA	NA	1501	NA	NA	NA	NA	-	-

Supreme courts' other than criminal law cases (Q99)

99.1.1 High inst courts_Pending cases on 1 Jan. Total of other than criminal law cases (1+2+3+4)			NAP	NAP	NAP	NAP	NAP	NAP	NAP	NAP	-	-
99.1.2 High inst courts_Pending cases on 1 Jan. Civil (and commercial) litigious cases			NAP	NAP	NAP	NAP	NAP	NAP	NAP	NAP	-	-
99.1.3 High inst courts_Pending cases on 1 Jan. Non litigious cases (2.1+2.2+2.3)			NAP	NAP	NAP	NAP	NAP	NAP	NAP	NAP	-	-
99.1.4 High inst courts_Pending cases on 1 Jan. General civil (and commercial) non-litigious cases			NAP	NAP	NAP	NAP	NAP	NAP	NAP	NAP	-	-
99.1.5 High inst courts_Pending cases on 1 Jan. Registry cases (2.2.1+2.2.2+2.2.3)			NAP	NAP	NAP	NAP	NAP	NAP	NAP	NAP	-	-
99.1.6 High inst courts_Pending cases on 1 Jan. Non litigious land registry cases			NAP	NAP	NAP	NAP	NAP	NAP	NAP	NAP	-	-
99.1.7 High inst courts_Pending cases on 1 Jan. Non-litigious business registry cases			NAP	NAP	NAP	NAP	NAP	NAP	NAP	NAP	-	-
99.1.8 High inst courts_Pending cases on 1 Jan. Other registry cases			NAP	NAP	NAP	NAP	NAP	NAP	NAP	NAP	-	-
99.1.9 High inst courts_Pending cases on 1 Jan. Other non-litigious cases			NAP	NAP	NAP	NAP	NAP	NAP	NAP	NAP	-	-
99.1.10 High inst courts_Pending cases on 1 Jan. Administrative law cases			NAP	NAP	NAP	NAP	NAP	NAP	NAP	NAP	-	-

Cyprus

(2012-2021) data tables

Question	2012	2013	2014	2015	2016	2017	2018	2019	2020	2021	Variations for quantitative questions	
											2012-2021	2020-2021
99.1.11 High inst courts_Pending cases on 1 Jan. Other cases (e.g. insolvency registry cases)			NAP	NAP	NAP	NAP	NAP	NAP	NAP	NAP	-	-
99.2.1 High inst courts_Incoming cases_Total of other than criminal law cases (1+2+3+4)			NAP	NAP	NAP	NAP	NAP	NAP	NAP	NAP	-	-
99.2.2 High inst courts_Incoming cases_Civil (and commercial) litigious cases			NAP	NAP	NAP	NAP	NAP	NAP	NAP	NAP	-	-
99.2.3 High inst courts_Incoming cases_Non litigious cases (2.1+2.2+2.3)			NAP	NAP	NAP	NAP	NAP	NAP	NAP	NAP	-	-
99.2.4 High inst courts_Incoming cases_General civil (and commercial) non-litigious cases			NAP	NAP	NAP	NAP	NAP	NAP	NAP	NAP	-	-
99.2.5 High inst courts_Incoming cases_Registry cases (2.2.1+2.2.2+2.2.3)			NAP	NAP	NAP	NAP	NAP	NAP	NAP	NAP	-	-
99.2.6 High inst courts_Incoming cases_Non litigious land registry cases			NAP	NAP	NAP	NAP	NAP	NAP	NAP	NAP	-	-
99.2.7 High inst courts_Incoming cases_Non-litigious business registry cases			NAP	NAP	NAP	NAP	NAP	NAP	NAP	NAP	-	-
99.2.8 High inst courts_Incoming cases_Other registry cases			NAP	NAP	NAP	NAP	NAP	NAP	NAP	NAP	-	-
99.2.9 High inst courts_Incoming cases_Other non-litigious cases			NAP	NAP	NAP	NAP	NAP	NAP	NAP	NAP	-	-
99.2.10 High inst courts_Incoming cases_Administrative law cases			NAP	NAP	NAP	NAP	NAP	NAP	NAP	NAP	-	-
99.2.11 High inst courts_Incoming cases_Other cases (e.g. insolvency registry cases)			NAP	NAP	NAP	NAP	NAP	NAP	NAP	NAP	-	-
99.3.1 High inst courts_Resolved cases_Total of other than criminal law cases (1+2+3+4)			NAP	NAP	NAP	NAP	NAP	NAP	NAP	NAP	-	-
99.3.2 High inst courts_Resolved cases_Civil (and commercial) litigious cases			NAP	NAP	NAP	NAP	NAP	NAP	NAP	NAP	-	-
99.3.3 High inst courts_Resolved cases_Non litigious cases (2.1+2.2+2.3)			NAP	NAP	NAP	NAP	NAP	NAP	NAP	NAP	-	-
99.3.4 High inst courts_Resolved cases_General civil (and commercial) non-litigious cases			NAP	NAP	NAP	NAP	NAP	NAP	NAP	NAP	-	-
99.3.5 High inst courts_Resolved cases_Registry cases (2.2.1+2.2.2+2.2.3)			NAP	NAP	NAP	NAP	NAP	NAP	NAP	NAP	-	-
99.3.6 High inst courts_Resolved cases_Non litigious land registry cases			NAP	NAP	NAP	NAP	NAP	NAP	NAP	NAP	-	-
99.3.7 High inst courts_Resolved cases_Non-litigious business registry cases			NAP	NAP	NAP	NAP	NAP	NAP	NAP	NAP	-	-
99.3.8 High inst courts_Resolved cases_Other registry cases			NAP	NAP	NAP	NAP	NAP	NAP	NAP	NAP	-	-

Cyprus

(2012-2021) data tables

Question	2012	2013	2014	2015	2016	2017	2018	2019	2020	2021	Variations for quantitative questions	
											2012-2021	2020-2021
99.3.9 High inst courts_Resolved cases_Other non-litigious cases			NAP	NAP	NAP	NAP	NAP	NAP	NAP	NAP	-	-
99.3.10 High inst courts_Resolved cases_Administrative law cases			NAP	NAP	NAP	NAP	NAP	NAP	NAP	NAP	-	-
99.3.11 High inst courts_Resolved cases_Other cases (e.g. insolvency registry cases)			NAP	NAP	NAP	NAP	NAP	NAP	NAP	NAP	-	-
99.4.1 High inst courts_Pending cases on 31 Dec. Total of other than criminal law cases (1+2+3+4)			NAP	NAP	NAP	NAP	NAP	NAP	NAP	NAP	-	-
99.4.2 High inst courts_Pending cases on 31 Dec. Civil (and commercial) litigious cases			NAP	NAP	NAP	NAP	NAP	NAP	NAP	NAP	-	-
99.4.3 High inst courts_Pending cases on 31 Dec. Non litigious cases (2.1+2.2+2.3)			NAP	NAP	NAP	NAP	NAP	NAP	NAP	NAP	-	-
99.4.4 High inst courts_Pending cases on 31 Dec. General civil (and commercial) non-litigious cases			NAP	NAP	NAP	NAP	NAP	NAP	NAP	NAP	-	-
99.4.5 High inst courts_Pending cases on 31 Dec. Registry cases (2.2.1+2.2.2+2.2.3)			NAP	NAP	NAP	NAP	NAP	NAP	NAP	NAP	-	-
99.4.6 High inst courts_Pending cases on 31 Dec. Non litigious land registry cases			NAP	NAP	NAP	NAP	NAP	NAP	NAP	NAP	-	-
99.4.7 High inst courts_Pending cases on 31 Dec. Non-litigious business registry cases			NAP	NAP	NAP	NAP	NAP	NAP	NAP	NAP	-	-
99.4.8 High inst courts_Pending cases on 31 Dec. Other registry cases			NAP	NAP	NAP	NAP	NAP	NAP	NAP	NAP	-	-
99.4.9 High inst courts_Pending cases on 31 Dec. Other non-litigious cases			NAP	NAP	NAP	NAP	NAP	NAP	NAP	NAP	-	-
99.4.10 High inst courts_Pending cases on 31 Dec. Administrative law cases			NAP	NAP	NAP	NAP	NAP	NAP	NAP	NAP	-	-
99.4.11 High inst courts_Pending cases on 31 Dec. Other cases (e.g. insolvency registry cases)			NAP	NAP	NAP	NAP	NAP	NAP	NAP	NAP	-	-
99.5.1 High inst courts_Pending more than 2 years - Total of other than criminal law cases (1+2+3+4)			-	-	NAP	NAP	NAP	NAP	NAP	NAP	-	-
99.5.2 High inst courts_Pending more than 2 years - Civil (and commercial) litigious cases			-	-	NAP	NAP	NAP	NAP	NAP	NAP	-	-
99.5.10 High inst courts_Pending more than 2 years - Administrative law cases			-	-	NAP	NAP	NAP	NAP	NAP	NAP	-	-
Clearance rate and disposition time for Supreme courts' other than criminal law cases (Q97)												
CR Total of other than criminal law cases			NAP	NAP	NAP	NAP	NAP	NAP	NAP	NAP	-	-
CR Civil (and commercial) litigious cases			NAP	NAP	NAP	NAP	NAP	NAP	NAP	NAP	-	-

Cyprus

(2012-2021) data tables

Question	2012	2013	2014	2015	2016	2017	2018	2019	2020	2021	Variations for quantitative questions	
											2012-2021	2020-2021
CR Non litigious cases (2.1+2.2+2.3)			NAP	NAP	NAP	NAP	NAP	NAP	NAP	NAP	-	-
CR General civil (and commercial) non-litigious cases			NAP	NAP	NAP	NAP	NAP	NAP	NAP	NAP	-	-
CR Registry cases (2.2.1+2.2.2+2.2.3)			NAP	NAP	NAP	NAP	NAP	NAP	NAP	NAP	-	-
CR Non litigious land registry cases			NAP	NAP	NAP	NAP	NAP	NAP	NAP	NAP	-	-
CR Non-litigious business registry cases			NAP	NAP	NAP	NAP	NAP	NAP	NAP	NAP	-	-
CR Other registry cases			NAP	NAP	NAP	NAP	NAP	NAP	NAP	NAP	-	-
CR Other non-litigious cases			NAP	NAP	NAP	NAP	NAP	NAP	NAP	NAP	-	-
CR Administrative law cases			NAP	NAP	NAP	NAP	NAP	NAP	NAP	NAP	-	-
CR Other cases (e.g. insolvency registry cases)			NAP	NAP	NAP	NAP	NAP	NAP	NAP	NAP	-	-
DT Total of other than criminal law cases			NAP	NAP	NAP	NAP	NAP	NAP	NAP	NAP	-	-
DT Civil (and commercial) litigious cases			NAP	NAP	NAP	NAP	NAP	NAP	NAP	NAP	-	-
DT Non litigious cases (2.1+2.2+2.3)			NAP	NAP	NAP	NAP	NAP	NAP	NAP	NAP	-	-
DT General civil (and commercial) non-litigious cases			NAP	NAP	NAP	NAP	NAP	NAP	NAP	NAP	-	-
DT Registry cases (2.2.1+2.2.2+2.2.3)			NAP	NAP	NAP	NAP	NAP	NAP	NAP	NAP	-	-
DT Non litigious land registry cases			NAP	NAP	NAP	NAP	NAP	NAP	NAP	NAP	-	-
DT Non-litigious business registry cases			NAP	NAP	NAP	NAP	NAP	NAP	NAP	NAP	-	-
DT Other registry cases			NAP	NAP	NAP	NAP	NAP	NAP	NAP	NAP	-	-
DT Other non-litigious cases			NAP	NAP	NAP	NAP	NAP	NAP	NAP	NAP	-	-
DT Administrative law cases			NAP	NAP	NAP	NAP	NAP	NAP	NAP	NAP	-	-
DT Other cases (e.g. insolvency registry cases)			NAP	NAP	NAP	NAP	NAP	NAP	NAP	NAP	-	-

Cyprus

(2012-2021) data tables

Question	2012	2013	2014	2015	2016	2017	2018	2019	2020	2021	Variations for quantitative questions	
											2012-2021	2020-2021
First instance criminal law cases (Q94)												
094.1.1 Total - pending 1 Jan									45 674	49 542	-	8,5%
094.1.2 Severe cases - pending 1 Jan									NA	NA	-	-
094.1.3 Misdemeanour cases - pending 1 Jan									NA	NA	-	-
094.1.4 Other - pending 1 Jan									NA	NA	-	-
094.2.1 Total -incoming									59 300	56 867	-	-4,1%
094.2.2 Severe cases - incoming									NA	NA	-	-
094.2.3 Misdemeanour cases - incoming									NA	NA	-	-
094.2.4 Other - incoming									NA	NA	-	-
094.3.1 Total - resolved									56 142	63 546	-	13,2%
094.3.2 Severe cases -resolved									NA	NA	-	-
094.3.3 Misdemeanour cases - resolved									NA	NA	-	-
094.3.4 Other - resolved									NA	NA	-	-
094.4.1 Total - pending 31 Dec									48 832	42 863	-	-12,2%
094.4.2 Severe cases - pending 31 Dec									NA	NA	-	-
094.4.3 Misdemeanour cases - pending 31 Dec									NA	NA	-	-
094.4.4 Other - pending 31 Dec									NA	NA	-	-
094.5.1 Total - pending more then 2 years									NA	NA	-	-
094.5.2 Severe cases - pending more then 2 years									NA	NA	-	-

Cyprus

(2012-2021) data tables

Question	2012	2013	2014	2015	2016	2017	2018	2019	2020	2021	Variations for quantitative questions	
											2012-2021	2020-2021
094.5.3 Misdemeanour cases - pending more than 2 years									NA	NA	-	-
094.5.4 Other - pending more than 2 years									NA	NA	-	-
Clearance rate and disposition time for first instance criminal law cases (Q94)												
CR of Total									94,7%	111,7%	-	17,1
CR of Severe cases									NA	NA	-	-
CR of Misdemeanour cases									NA	NA	-	-
CR of Other									NA	NA	-	-
DT of Total									317	246	-	-22,5%
DT of Severe cases									NA	NA	-	-
DT of Misdemeanour cases									NA	NA	-	-
DT of Other									NA	NA	-	-
Second instance criminal law cases (Q98)												
098.1.1 Total - pending 1 Jan									278	245	-	-11,9%
098.1.2 Severe cases - pending 1 Jan									NA	NA	-	-
098.1.3 Misdemeanour cases - pending 1 Jan									NA	NA	-	-
098.1.4 Other - pending 1 Jan									NA	NA	-	-
098.2.1 Total -incoming									249	226	-	-9,2%
098.2.2 Severe cases - incoming									NA	NA	-	-
098.2.3 Misdemeanour cases - incoming									NA	NA	-	-

Cyprus

(2012-2021) data tables

Question	2012	2013	2014	2015	2016	2017	2018	2019	2020	2021	Variations for quantitative questions	
											2012-2021	2020-2021
098.2.4 Other - incoming									NA	NA	-	-
098.3.1 Total - resolved									270	239	-	-11,5%
098.3.2 Severe cases -resolved									NA	NA	-	-
098.3.3 Misdemeanour cases - resolved									NA	NA	-	-
098.3.4 Other - resolved									NA	NA	-	-
098.4.1 Total - pending 31 Dec									257	232	-	-9,7%
098.4.2 Severe cases - pending 31 Dec									NA	NA	-	-
098.4.3 Misdemeanour cases - pending 31 Dec									NA	NA	-	-
098.4.4 Other - pending 31 Dec									NA	NA	-	-
098.5.1 Total - pending more then 2 years									NA	NA	-	-
098.5.2 Severe cases - pending more then 2 years									NA	NA	-	-
098.5.3 Misdemeanour cases - pending more then 2 years									NA	NA	-	-
098.5.4 Other - pending more then 2 years									NA	NA	-	-
Clearance rate and disposition time for second instance criminal law cases (Q98)												
CR of Total									108,4%	105,8%	-	(2,47)
CR o2 Severe cases									NA	NA	-	-
CR of Misdemeanour cases									NA	NA	-	-
CR of Other									NA	NA	-	-
DT of Total									347	354	-	2,0%

Cyprus

(2012-2021) data tables

Question	2012	2013	2014	2015	2016	2017	2018	2019	2020	2021	Variations for quantitative questions	
											2012-2021	2020-2021
DT of Severe cases									NA	NA	-	-
DT of Misdemeanour cases									NA	NA	-	-
DT of Other									NA	NA	-	-
Supreme courts' criminal law cases (Q100)												
100.1.1 Total - pending 1 Jan									NAP	NAP	-	-
100.1.2 Severe cases - pending 1 Jan									NAP	NAP	-	-
100.1.3 Misdemeanour cases - pending 1 Jan									NAP	NAP	-	-
100.1.4 Other - pending 1 Jan									NAP	NAP	-	-
100.2.1 Total -incoming									NAP	NAP	-	-
100.2.2 Severe cases - incoming									NAP	NAP	-	-
100.2.3 Misdemeanour cases - incoming									NAP	NAP	-	-
100.2.4 Other - incoming									NAP	NAP	-	-
100.3.1 Total - resolved									NAP	NAP	-	-
100.3.2 Severe cases -resolved									NAP	NAP	-	-
100.3.3 Misdemeanour cases - resolved									NAP	NAP	-	-
100.3.4 Other - resolved									NAP	NAP	-	-
100.4.1 Total - pending 31 Dec									NAP	NAP	-	-
100.4.2 Severe cases - pending 31 Dec									NAP	NAP	-	-
100.4.3 Misdemeanour cases - pending 31 Dec									NAP	NAP	-	-
100.4.4 Other - pending 31 Dec									NAP	NAP	-	-

Cyprus

(2012-2021) data tables

Question	2012	2013	2014	2015	2016	2017	2018	2019	2020	2021	Variations for quantitative questions	
											2012-2021	2020-2021
100.5.1 Total - pending more than 2 years									NAP	NAP	-	-
100.5.2 Severe cases - pending more than 2 years									NAP	NAP	-	-
100.5.3 Misdemeanour cases - pending more than 2 years									NAP	NAP	-	-
100.5.4 Other - pending more than 2 years									NAP	NAP	-	-
Clearance rate and disposition time for supreme courts' criminal law cases (Q100)												
CR of Total									NAP	NAP	-	-
CR of Severe cases									NAP	NAP	-	-
CR of Misdemeanour cases									NAP	NAP	-	-
CR of Other									NAP	NAP	-	-
DT of Total									NAP	NAP	-	-
DT of Severe cases									NAP	NAP	-	-
DT of Misdemeanour cases									NAP	NAP	-	-
DT of Other									NAP	NAP	-	-
Indicator 4: Public prosecution services												
(Q107, Q107-1, Q109)												
1. Pending cases on 1 Jan. ref. year									NA	NA	-	-
2. Incoming/received cases									NA	NA	-	-
3. Processed cases (3.1 + 3.2 + 3.3 + 3.4)									NA	NA	-	-
3.1. Discontinued during the reference year (3.1.1+3.1.2+3.1.3+3.1.4.)									NA	NA	-	-

Cyprus

(2012-2021) data tables

Question	2012	2013	2014	2015	2016	2017	2018	2019	2020	2021	Variations for quantitative questions	
											2012-2021	2020-2021
3.1.1 Discontinued by the public prosecutor because the offender could not be identified									NA	NA	-	-
3.1.2 Discontinued by the public prosecutor due to the lack of an established offence or a specific legal situation									NA	NA	-	-
3.1.3 Discontinued by the public prosecutor for reasons of opportunity									NA	NA	-	-
3.1.4 Discontinued for other reasons									NA	NA	-	-
3.2. Concluded by a penalty or a measure imposed or negotiated by the public prosecutor									NA	NA	-	-
3.3. Cases closed by the public prosecutor for other reasons									NA	NA	-	-
3.4. Cases brought to court									NA	NA	-	-
4. Pending cases on 31 Dec. ref. year									NA	NA	-	-
Public prosecution: Ratio of processed cases with incoming cases									NA	NA	-	-
Public prosecution: Ratio of pending cases with incoming cases									NA	NA	-	-
Number of cases concluded with the guilty plea procedure - Total									NAP	NAP	-	-
Number of cases concluded with the guilty plea procedure - Total - Severe criminal cases									NAP	NAP	-	-
Number of cases concluded with the guilty plea procedure - Total - Misdemeanour and / or minor criminal cases									NAP	NAP	-	-
Number of cases concluded with the guilty plea procedure - Before the main trial - Total									NAP	NAP	-	-
Number of cases concluded with the guilty plea procedure - Before the main trial - Severe criminal cases									NAP	NAP	-	-
Number of cases concluded with the guilty plea procedure - Before the main trial - Misdemeanour and / or minor criminal cases									NAP	NAP	-	-

Cyprus

(2012-2021) data tables

Question	2012	2013	2014	2015	2016	2017	2018	2019	2020	2021	Variations for quantitative questions	
											2012-2021	2020-2021
Number of cases concluded with the guilty plea procedure - During the main trial - Total									NAP	NAP	-	-
Number of cases concluded with the guilty plea procedure - During the main trial - Severe criminal cases									NAP	NAP	-	-
Number of cases concluded with the guilty plea procedure - During the main trial - Misdemeanour and / or minor criminal cases									NAP	NAP	-	-
Budget of public prosecution services (Q13)												
Total approved annual public budget allocated to the public prosecution services in €	17 971 759	16 600 696	15 798 704	18 562 103	21 953 972	18 184 425	20 478 203	22 640 515	21 117 635	34 446 594	91,7%	63,12%
Total implemented annual public budget allocated to the public prosecution services in €	-	-	NA	NA	36 139 641	31 872 434	19 706 797	13 807 046	20 126 033	33 317 620	-	65,54%
Approved annual public budget allocated to training of public prosecution services in € (included in the total)	-	-	-	-	-	-	45 800	NA	45 850	42 750	-	-6,76%
Implemented annual public budget allocated to training of public prosecution services in € (included in the total)	-	-	-	-	-	-	1 100	NA	12 250	19 689	-	60,73%

Indicator 5: Access to justice

Legal aid

(Q16, Q18, Q19, Q20, Q20-1)

16.1.1 Legal aid applies to representation in court (criminal cases)	Yes	-	Yes	Yes	True	True	True	True	True	True	True
16.1.2 Legal aid applies to legal advice (criminal cases)	Yes	-	Yes	Yes	True	True	True	True	True	True	True
16.2.1 Legal aid applies to representation in court (other than criminal cases)	Yes	-	Yes	Yes	True	True	True	True	True	True	True
16.2.2 Legal aid applies to legal advice (other than criminal cases)	Yes	-	Yes	Yes	True	True	True	True	True	True	True

Cyprus

(2012-2021) data tables

Question	2012	2013	2014	2015	2016	2017	2018	2019	2020	2021	Variations for quantitative questions	
											2012-2021	2020-2021
18.1.1 Legal aid for the enforcement of judicial decisions					False	False	False	False	False	False		
19.1.1 Legal aid granted for other costs - criminal cases									False	True		
19.1.2 Legal aid granted for other costs - other than criminal cases									False	True		
020.1.1 Total									3 386	NA	-	-
020.1.2 Total - criminal cases									2 351	NA	-	-
020.1.3 Total - other than criminal cases									1 035	NA	-	-
020.2.1 Total brought to court									3 386	3 329	-	(0,02)
020.2.2 Brought to court - criminal cases									2 351	2 760	-	0,17
020.2.3 Brought to court - other then criminal									1 035	569	-	(0,45)
020.3.1 Total not brought to court									NA	NA	-	-
020.3.2 Not brought to court - criminal cases									NA	NA	-	-
020.3.3 Not brought to court - other then criminal									NA	NA	-	-
020-1.1.1 Maximum duration prescribed in law/regulation									NA	NA	-	-
020-1.1.2 Average duration									NA	NA	-	-
System for compensating users												
(Q37)												
037.1.1 Requests for compensation - Total									NA	NA	-	-
037.1.2 Requests for compensation - Excessive length of proceedings									NA	NA	-	-
037.1.3 Requests for compensation - Non-execution of court decisions									NAP	NAP	-	-
037.1.4 Requests for compensation - Wrongful arrest									NAP	NAP	-	-

Cyprus

(2012-2021) data tables

Question	2012	2013	2014	2015	2016	2017	2018	2019	2020	2021	Variations for quantitative questions	
											2012-2021	2020-2021
037.1.5 Requests for compensation - Wrongful conviction									NAP	NAP	-	-
037.1.6 Requests for compensation - Other									NAP	NAP	-	-
037.2.1 Condemnations - Total									NA	NA	-	-
037.2.2 Condemnations - Excessive length of proceedings									NA	NA	-	-
037.2.3 Condemnations - Non-execution of court decisions									NAP	NAP	-	-
037.2.4 Condemnations - Wrongful arrest									NAP	NAP	-	-
037.2.5 Condemnations - Wrongful conviction									NAP	NAP	-	-
037.2.6 Condemnations - Other									NAP	NAP	-	-
037.3.1 Amount - Total									NA	NA	-	-
037.3.2 Amount - Excessive length of proceedings									NA	NA	-	-
037.3.3 Amount - Non-execution of court decisions									NAP	NAP	-	-
037.3.4 Amount - Wrongful arrest									NAP	NAP	-	-
037.3.5 Amount - Wrongful conviction									NAP	NAP	-	-
037.3.6 Amount - Other									NAP	NAP	-	-

Indicator 6: The ICT tools of courts and for court users

(Q62-7, Q62-7-1, Q62-8, Q62-8-1, Q63-6, Q63-7, Q63-7-1)

62-7 Writing assistance tools coordinated at national level							False	False	False	False		
62-7-1.1 Deployment rate in civil matter												
62-7-1.2 Deployment rate in criminal matter												

Cyprus

(2012-2021) data tables

Question	2012	2013	2014	2015	2016	2017	2018	2019	2020	2021	Variations for quantitative questions	
											2012-2021	2020-2021
62-7-1.3 Deployment rate in administrative matter												
62-8 Voice recording tools							False	False	False	False		
62-8-1.1.1 Availability of simple dictation tools in civil matter												
62-8-1.1.2 Availability of simple dictation tools in criminal matter												
62-8-1.1.3 Availability of simple dictation tools in administrative matter												
62-8-1.2.1 Availability of multiple speakers recording tools in civil matter												
62-8-1.2.2 Availability of multiple speakers recording tools in criminal matter												
62-8-1.2.3 Availability of multiple speakers recording tools in administrative matter												
62-8-1.3.1 Availability of voice recognition in civil matter							FALSE	FALSE	FALSE	FALSE		
62-8-1.3.2 Availability of voice recognition in criminal matter							FALSE	FALSE	FALSE	FALSE		
62-8-1.3.3 Availability of voice recognition in administrative matter							FALSE	FALSE	FALSE	FALSE		
063-6.1.1 Budgetary and financial management of courts (deployment rate)						-	100%	100%	100%	100%		
063-6.1.2 Justice expenses management (deployment rate)						-	50-99%	100%	100%	100%		
063-6.1.3 Other financial management tools (deployment rate)						-	0% (NAP)	0% (NAP)	0% (NAP)	0% (NAP)		
063-6.2.1 Budgetary and financial management of courts (Data consolidated at national level)						-	True	True	True	True		
063-6.2.2 Justice expenses management (Data consolidated at national level)						-	True	True	True	True		
063-6.2.3 Other financial management tools (Data consolidated at national level)						-	False	NAP	NAP	NAP		
063-6.3.1 Budgetary and financial management of courts (System communicating with other ministries)						-	True	True	True	True		
063-6.3.2 Justice expenses management (System communicating with other ministries)						-	True	True	True	True		
063-6.3.3 Other financial management tools (System communicating with other ministries)						-	False	NAP	NAP	NAP		

Cyprus

(2012-2021) data tables

Question	2012	2013	2014	2015	2016	2017	2018	2019	2020	2021	Variations for quantitative questions	
											2012-2021	2020-2021
63-7.1 Measurement tools to assess the workload							False	False	False	False		
63-7-1.1.1 Deployment rate - workload of judges												
63-7-1.1.2 Deployment rate - workload of prosecutors												
63-7-1.1.3 Deployment rate - workload of non-judge and non-prosecutor staff												
63-7-1.2.1 Monitoring on national level - judges							False	-	-	-		
63-7-1.2.2 Monitoring on national level - prosecutors							False	-	-	-		
63-7-1.2.2 Monitoring on national level - non-judge and non-prosecutor staff							False	-	-	-		
63-7-1.3.1 Monitoring on court level - judges							False	-	-	-		
63-7-1.3.2 Monitoring on court level - prosecutors							False	-	-	-		
63-7-1.3.3 Monitoring on court level - non-judge and non-prosecutor staff							False	-	-	-		

Indicator 7: Professionals of justice

(Q46, Q46-2, Q52, Q52-1, Q55, Q60, Q4, Q132, Q133, Q144, Q145, Q146)

46.1.1 Total Number of professional judges	103	101	97	113	111	119	118	115	126	129	25,2%	2,4%
46.1.2 Number of 1st inst professional judges	90	88	84	100	98	106	105	102	113	116	28,9%	2,7%
46.1.3 Number of 2nd inst professional judges	NAP	NAP	NAP	NAP	NAP	NAP	NAP	NAP	NAP	NAP	-	-
46.1.4 Number of Supreme court professional judges	13	13	13	13	13	13	13	13	13	13	0,0%	0,0%
46.2.1 Number of professional judges_males	56	54	53	60	57	60	59	59	60	59	5,4%	-1,7%
46.2.2 Number of 1st instance professional judges_males	47	44	44	51	49	52	51	50	53	52	10,6%	-1,9%
46.2.3 Number of 2nd instance professional judges_males	NAP	NAP	NAP	NAP	NAP	NAP	NAP	NAP	NAP	NAP	-	-

Cyprus

(2012-2021) data tables

Question	2012	2013	2014	2015	2016	2017	2018	2019	2020	2021	Variations for quantitative questions	
											2012-2021	2020-2021
46.2.4 Number of Supreme court professional judges_males	9	10	9	9	8	8	8	9	7	7	-22,2%	0,0%
46.3.1 Number of professional judges_females	47	47	44	53	54	59	59	56	66	70	48,9%	6,1%
46.3.2 Number of 1st inst professional judges_females	43	44	40	49	49	54	54	52	60	64	48,8%	6,7%
46.3.3 Number of 2nd inst professional judges_females	NAP	NAP	NAP	NAP	NAP	NAP	NAP	NAP	NAP	NAP	-	-
46.3.4 Number of Supreme court professional judges_females	4	3	4	4	5	5	5	4	6	6	50,0%	0,0%
046-2.1.1 Number of professional judges (FTE) - Total	-	-	-	-	-	-	-	-	126	129	-	2,4%
046-2.1.2 Professional judges of first instance (FTE) - Total	-	-	-	-	-	-	-	-	113	116	-	2,7%
046-2.1.3 Professional judges of second instance (FTE) - Total	-	-	-	-	-	-	-	-	NAP	NAP	-	-
046-2.1.4 Professional judges of supreme court (FTE) - Total	-	-	-	-	-	-	-	-	13	13	-	0,0%
046-2.2.1 Number of professional judges (FTE) - Civil and commercial	-	-	-	-	-	-	-	-	NA	NA	-	-
046-2.2.2 Professional judges of first instance (FTE) - Civil and commercial	-	-	-	-	-	-	-	-	NA	NA	-	-
046-2.2.3 Professional judges of second instance (FTE) - Civil and commercial	-	-	-	-	-	-	-	-	NAP	NAP	-	-
046-2.2.4 Professional judges of supreme court (FTE) - Civil and commercial	-	-	-	-	-	-	-	-	NAP	NAP	-	-
046-2.3.1 Number of professional judges (FTE) - Criminal	-	-	-	-	-	-	-	-	NA	NA	-	-
046-2.3.2 Professional judges of first instance (FTE) - Criminal	-	-	-	-	-	-	-	-	NA	NA	-	-
046-2.3.3 Professional judges of second instance (FTE) - Criminal	-	-	-	-	-	-	-	-	NAP	NAP	-	-
046-2.3.4 Professional judges of supreme court (FTE) - Criminal	-	-	-	-	-	-	-	-	NAP	NAP	-	-
046-2.4.1 Number of professional judges (FTE) - Administrative	-	-	-	-	-	-	-	-	13	7	-	-46,2%
046-2.4.2 Professional judges of first instance (FTE) - Administrative	-	-	-	-	-	-	-	-	13	7	-	-46,2%
046-2.4.3 Professional judges of second instance (FTE) - Administrative	-	-	-	-	-	-	-	-	NAP	NAP	-	-

Cyprus

(2012-2021) data tables

Question	2012	2013	2014	2015	2016	2017	2018	2019	2020	2021	Variations for quantitative questions	
											2012-2021	2020-2021
046-2.4.4 Professional judges of supreme court (FTE) - Administrative	-	-	-	-	-	-	-	-	NAP	NAP	-	-
046-2.5.1 Number of professional judges (FTE) - Other	-	-	-	-	-	-	-	-	113	25	-	-77,9%
046-2.5.2 Professional judges of first instance (FTE) - Other	-	-	-	-	-	-	-	-	87	25	-	-71,3%
046-2.5.3 Professional judges of second instance (FTE) - Other	-	-	-	-	-	-	-	-	NAP	NAP	-	-
046-2.5.4 Professional judges of supreme court (FTE) - Other	-	-	-	-	-	-	-	-	13	NAP	-	-
52.1.1 Total Number of non judge staff who are working in courts	424	427	448	424	437	441	427	475	449	496	17,0%	10,5%
52.1.2 Number of Non judge staff (Rechtspfleger)	NAP	NAP	NAP	NAP	NAP	NAP	NAP	NAP	NAP	NAP	-	-
52.1.3 Number of Non-judge staff assisting the judges	133	133	129	130	138	138	138	155	149	147	10,5%	-1,3%
52.1.4 Number of Staff in charge of administrative tasks	124	131	128	130	135	135	131	147	148	154	24,2%	4,1%
52.1.5 Number of Technical staff	129	125	151	128	130	134	125	135	119	149	15,5%	25,2%
52.1.6 Number of Other non judge staff	38	38	40	36	34	34	33	38	33	46	21,1%	39,4%
52.2.1 Total Number of non judge staff who are working in courts(men)	NA	155	178	144	146	150	143	155	145	175	-	20,7%
52.2.2 Number of Non judge staff (Rechtspfleger)(men)	NAP	NAP	NAP	NAP	NAP	NAP	NAP	NAP	NAP	NAP	-	-
52.2.3 Number of Non-judge staff assisting the judges(men)	NA	7	9	9	9	9	9	9	10	10	-	0,0%
52.2.4 Number of Staff in charge of administrative tasks(men)	NA	10	NA	7	8	8	10	8	13	15	-	15,4%
52.2.5 Number of Technical staff(men)	NA	94	118	99	101	105	95	103	98	116	-	18,4%
52.2.6 Number of Other non judge staff(men)	NA	38	NA	29	28	28	30	35	24	34	-	41,7%
52.3.1 Total Number of non judge staff who are working in courts(women)	NA	272	284	280	291	291	284	320	304	321	-	5,6%
52.3.2 Number of Non judge staff (Rechtspfleger)(women)	NAP	NAP	NAP	NAP	NAP	NAP	NAP	NAP	NAP	NAP	-	-
52.3.3 Number of Non-judge staff assisting the judges(women)	NA	126	120	121	129	129	129	146	139	137	-	-1,4%

Cyprus

(2012-2021) data tables

Question	2012	2013	2014	2015	2016	2017	2018	2019	2020	2021	Variations for quantitative questions	
											2012-2021	2020-2021
52.3.4 Number of Staff in charge of administrative tasks(women)	NA	121	NA	123	127	127	121	139	135	139	-	3,0%
52.3.5 Number of Technical staff(women)	NA	31	33	29	29	29	30	32	21	33	-	57,1%
52.3.6 Number of Other non judge staff(women)	NA	-	NA	7	6	6	3	3	9	12	-	33,3%
052-1.1.1 Non-judge staff (Total)									449	496	-	10,5%
052-1.1.2 Non-judge staff at first instance (total)									370	413	-	11,6%
052-1.1.3 Non-judge staff at second instance (total)									NAP	NAP	-	-
052-1.1.4 Non-judge staff at Supreme court (total)									79	83	-	5,1%
052-1.2.1 Non-judge staff (Males)									145	175	-	20,7%
052-1.2.2 Non-judge staff at first instance (males)									125	152	-	21,6%
052-1.2.3 Non-judge staff at second instance (males)									NAP	NAP	-	-
052-1.2.4 Non-judge staff at Supreme court (males)									20	23	-	15,0%
052-1.3.1 Non-judge staff (females)									304	321	-	5,6%
052-1.3.2 Non-judge staff at first instance (females)									245	261	-	6,5%
052-1.3.3 Non-judge staff at second instance (females)									NAP	NAP	-	-
052-1.3.4 Non-judge staff at supreme court (females)									59	60	-	1,7%
055.1.1 Prosecutors (total)									137	146	-	6,6%
055.1.2 Prosecutors (1st inst.)									NAP	NAP	-	-
055.1.3 Prosecutors (2nd inst.)									NAP	NAP	-	-
055.1.4 Prosecutors (Highest instance)									NAP	NAP	-	-
055.2.1 Prosecutors - Males -total									30	30	-	0,0%

Cyprus

(2012-2021) data tables

Question	2012	2013	2014	2015	2016	2017	2018	2019	2020	2021	Variations for quantitative questions	
											2012-2021	2020-2021
055.2.2 Prosecutors - Males, 1st inst.									NAP	NAP	-	-
055.2.3 Prosecutors - Males, 2nd inst.									NAP	NAP	-	-
055.2.4 Prosecutors - Males, Supreme courts									NAP	NAP	-	-
055.3.1 Prosecutors - Females, Total									107	116	-	8,4%
055.3.2 Prosecutors - Females, 1st inst.									NAP	NAP	-	-
055.3.3 Prosecutors - Females, 2nd inst.									NAP	NAP	-	-
055.3.4 Prosecutors - Females, Supreme courts									NAP	NAP	-	-
060.1.1 Number of non-prosecutor staff Total									73	146	-	100,0%
060.2.1 Number of non-prosecutor staff Males									15	30	-	100,0%
060.3.1 Number of non-prosecutor staff Females									58	116	-	100,0%
004 Annual average salary in the country									24 882 £	25 116 £	-	0,9%
132.1.1 Gross annual salary, in € - Professional judge at the beginning of career									77 916 £	77 916 £	-	0,0%
132.1.2 Gross annual salary, in € - Judge of the Supreme Court									138 494 £	138 494 £	-	0,0%
132.1.3 Gross annual salary, in € - Public prosecutor at the beginning of career									35 010 £	35 010 £	-	0,0%
132.1.4 Gross annual salary, in € - Public prosecutor of the Supreme Court or the Highest Appellate Instance									NAP	NAP	-	-
132.2.1 Net annual salary, in € - Professional judge at the beginning of career									56 069 £	56 069 £	-	0,0%
132.2.2 Net annual salary, in € - Judge of the Supreme Court									105 500 £	105 500 £	-	0,0%
132.2.3 Net annual salary, in € - Public prosecutor at the beginning of career									NA	NA	-	-
132.2.4 Net annual salary, in € - Public prosecutor of the Supreme Court or the Highest Appellate Instance									NAP	NAP	-	-
133.1.1.1 - Additional benefits for judges - Reduced taxation									False	False		

Cyprus

(2012-2021) data tables

Question	2012	2013	2014	2015	2016	2017	2018	2019	2020	2021	Variations for quantitative questions	
											2012-2021	2020-2021
133.1.2.1 - Additional benefits for judges - Special pension									False	False		
133.1.3.1 - Additional benefits for judges - Housing									False	False		
133.1.4.1 - Additional benefits for judges - Other financial benefit									True	True		
133.2.1.1 - Additional benefits for prosecutors - Reduced taxation									False	False		
133.2.2.1 - Additional benefits for prosecutors - Special pension									False	False		
133.2.3.1 - Additional benefits for prosecutors - Housing									False	False		
133.2.4.1 - Additional benefits for prosecutors - Other financial benefit									True	True		
144.1.1 Disciplinary procedures for Judges - Total number (1+2+3+4)									0	0	-	-
144.1.2 Disciplinary procedures for Judges - 1. Breach of professional ethics									0	0	-	-
144.1.3 Disciplinary procedures for Judges - 2. Professional inadequacy									0	0	-	-
144.1.4 Disciplinary procedures for Judges - 3. Criminal offence									0	0	-	-
144.1.5 Disciplinary procedures for Judges - 4. Other									0	0	-	-
144.2.1 Disciplinary procedures for Prosecutors - Total number (1+2+3+4)									NA	0	-	-
144.2.2 Disciplinary procedures for Prosecutors - 1. Breach of professional ethics									NA	0	-	-
144.2.3 Disciplinary procedures for Prosecutors - 2. Professional inadequacy									NA	0	-	-
144.2.4 Disciplinary procedures for Prosecutors - 3. Criminal offence									NA	0	-	-
144.2.5 Disciplinary procedures for Prosecutors - 4. Other									NA	0	-	-
145.1.1 Sanctions against Judges - Total number (total 1 to 9)									0	0	-	-
145.1.2 Sanctions against Judges - 1. Reprimand									0	0	-	-
145.1.3 Sanctions against Judges - 2. Suspension									0	0	-	-

Cyprus

(2012-2021) data tables

Question	2012	2013	2014	2015	2016	2017	2018	2019	2020	2021	Variations for quantitative questions	
											2012-2021	2020-2021
145.1.4 Sanctions against Judges - 3. Withdrawal from cases									0	0	-	-
145.1.5 Sanctions against Judges - 4. Fine									0	0	-	-
145.1.6 Sanctions against Judges - 5. Temporary reduction of salary									0	0	-	-
145.1.7 Sanctions against Judges - 6. Position downgrade									0	0	-	-
145.1.8 Sanctions against Judges - 7. Transfer to another geographical (court) location									0	0	-	-
145.1.9 Sanctions against Judges - 8. Resignation									0	0	-	-
145.1.10 Sanctions against Judges - 9. Other									0	0	-	-
145.1.11 Sanctions against Judges - 10. Dismissal									0	0	-	-
145.2.1 Sanctions against Prosecutors - Total number (total 1 to 9)									NA	0	-	-
145.2.2 Sanctions against Prosecutors - 1. Reprimand									NA	0	-	-
145.2.3 Sanctions against Prosecutors - 2. Suspension									NA	0	-	-
145.2.4 Sanctions against Prosecutors - 3. Withdrawal from cases									NA	0	-	-
145.2.5 Sanctions against Prosecutors - 4. Fine									NA	0	-	-
145.2.6 Sanctions against Prosecutors - 5. Temporary reduction of salary									NA	0	-	-
145.2.7 Sanctions against Prosecutors - 6. Position downgrade									NA	0	-	-
145.2.8 Sanctions against Prosecutors - 7. Transfer to another geographical (court) location									NA	0	-	-
145.2.9 Sanctions against Prosecutors - 8. Resignation									NA	0	-	-
145.2.10 Sanctions against Prosecutors - 9. Other									NA	0	-	-
145.2.11 Sanctions against Prosecutors - 10. Dismissal									NA	0	-	-

Lawyers

(Q146, Q147, Q148)

Cyprus

(2012-2021) data tables

Question	2012	2013	2014	2015	2016	2017	2018	2019	2020	2021	Variations for quantitative questions	
											2012-2021	2020-2021
146.1.1 Total number of lawyers practising	2 558	2 896	3 114	3 208	3 605	3 793	4 012	4 209	4 273	4 377	71,1%	2,4%
146.2.1 Practicing lawyers - man							1 790	1 861	1 821	1 923	-	5,6%
146.3.1 Practicing lawyers - woman							2 222	2 348	2 452	2 454	-	0,1%
147 Does this figure include “legal advisors” who cannot represent their clients in court (for example, some solicitors or in-house counsellors)?			Yes	Yes	True	False	False	False	False	False	-	-
148 Number of legal advisors who cannot represent their clients in court:			NA	NA	NA	NA	NA	NA	NA	NA	-	-

Indicator 8: The existence and use of alternative dispute resolution methods

(Q166, Q157)

166 Number of accredited or registered mediators who practice judicial mediation:	NA	NA	NA	NA	NA	NA	NA	NA	NA	NA	-	-
167.1.1 Total number started					NA	NA	NA	NA	NA	NA	-	-
167. 1.2 Civil and commercial cases - started					NA	NA	NA	NA	NA	NA	-	-
167. 1.2 Family cases - started					NA	NAP	NA	NA	NA	NA	-	-
167.1.4 Administrative cases - started					NA	NAP	NA	NA	NA	NA	-	-
167.1.5 Labour cases including employment dismissal cases - started					NA	NAP	NA	NA	NA	NA	-	-
167.1.6. Criminal cases - started					NA	NAP	NA	NA	NA	NA	-	-
167.1.7 Consumer cases - started					-	-	NA	NA	NA	NA	-	-

Key: Variation of more than (+ -) 30%