



Population
59 257 566



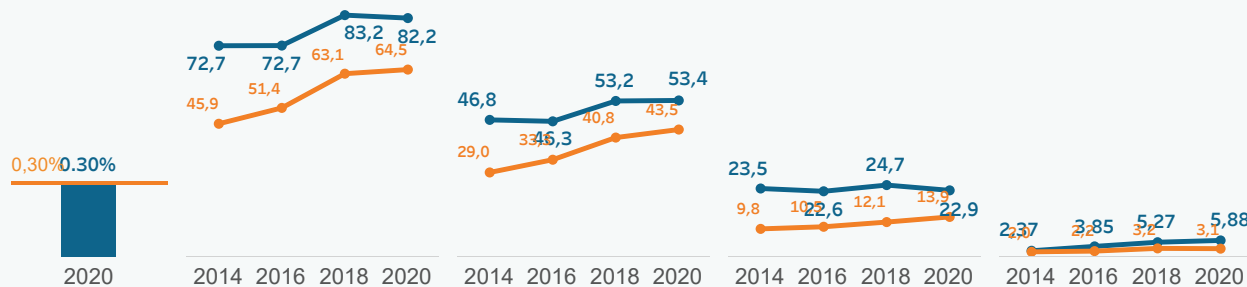
GDP per capita
27 815 €
CoE Median 20 301 €



Avg gross annual salary
31 233 €
CoE Median 20 612 €

Implemented judicial system budget

| Judicial system | Courts | Prosecution services | Legal aid |
|--------------------|--------------------|----------------------|-------------------|
| 0.30% of GDP | 82.2 per inh. | 53.4 per inh. | 5.88 per inh. |
| CoE Median : 0,30% | CoE Median : 64,50 | CoE Median : 43,53 | CoE Median : 3,08 |



Budget : In 2020, Italy spent 4 868 256 466 € on the implemented judicial system budget, which is 82,15 € per inhabitant (more than the CoE Median) and 0,30% of the GDP. In 2020, 65% was spent on all courts, 28% on prosecution services, 7% on legal aid. From 2018 to 2020, Italy increased the implemented budget allocated to IT, justice expenses and training organised by courts.

Number of professionals

Italy is characterised by a high number of lawyers: it is the country with the highest number of lawyers in absolute value (235 964, that is 18% of the total number of lawyers in the CoE states and entities) and the number of lawyers per 100 000 inhabitants is almost three times the CoE Median. However, the number of judges per 100 000 inhabitants (12) is lower than the CoE median, as well as the number of court staff (36) and the number of prosecutors (4). "Judges of peace" (3 547 judges), are not counted as professional judges.

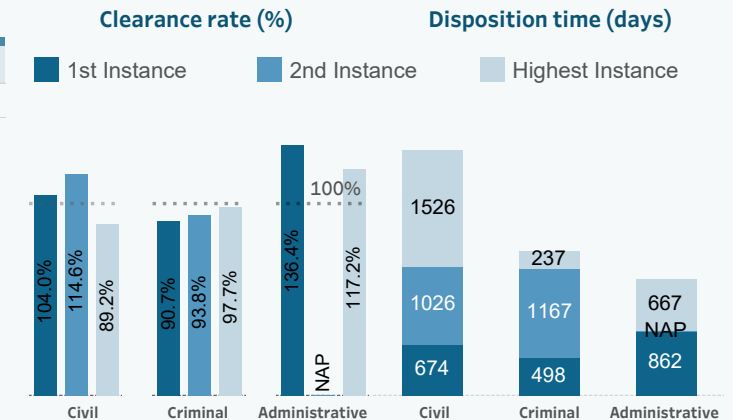
Promotion and salaries of judges

In Italy, the concept of "promotion" of judges is mostly related to the years of service and the level of salary is not related to the hierarchical position but to the seniority. The ratio between the salary of judges and average national salary is lower than the CoE median at the beginning of career and higher at the end.

Alternative Dispute Resolutions

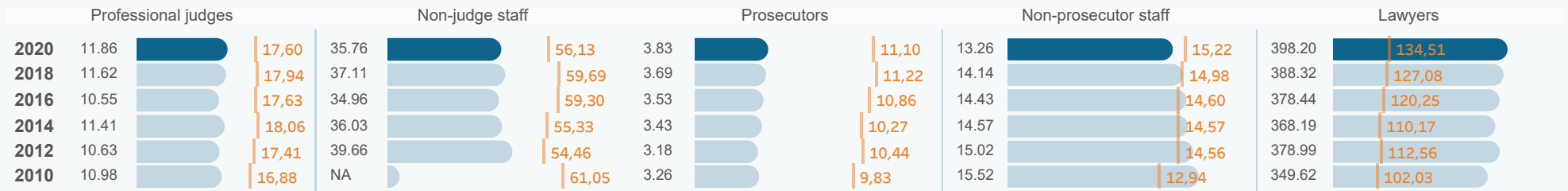
Italy is one of the few Member States that provide mandatory mediation both before/instead going to court and ordered by the court, the judge, the public prosecutor or a public authority in the course of a judicial proceeding. In 2020, the parties agreed to start mediation in 60 110 cases, but a settlement agreement was reached in 15 013 cases only.

Efficiency

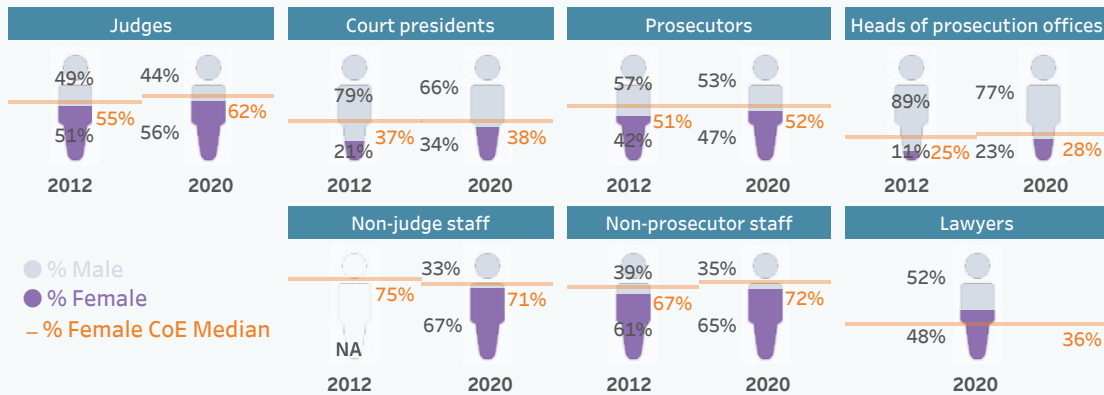


Efficiency: The major issue related to the judicial efficiency in Italy remains the excessive length of proceedings, especially as regards civil and commercial litigious cases, even if, the overall length of proceedings constantly decreased from 2012 to 2018. In 2020, due to the pandemic situation and the temporary closure of courts, the efficiency of courts mostly weakened compared to the previous years. In particular, the increases in Disposition Times were considerable for civil/commercial and criminal cases in the three instances. The Italian judicial system is affected by the high number of pending cases, in particular civil and commercial in the first instance. For this reason, the lower number of resolved cases had a significant impact on the calculation of Disposition Time. This indicator is expected to improve once the pandemic situation has stabilised.

Human resources (per 100 000 inhabitants)



Gender balance



Absolute gross salaries

Salary at the beginning of career

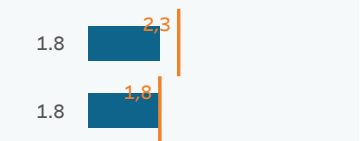


Salary at the end of career

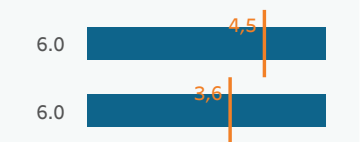


Ratio with the average annual gross salary

Salary at the beginning of career

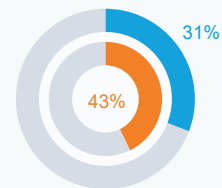


Salary at the end of career



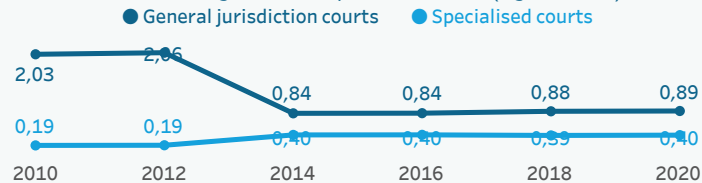
Courts (per 100 000 inhabitants)

Distribution (%) of 1st instance specialised and general jurisdiction courts

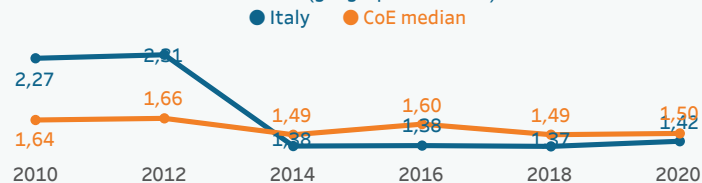


- Specialised courts
- General courts
- CoE median

First instance general and specialised courts (legal entities)



All courts (geographic location)



ICT in judiciary

(index from 0 to 10)

| Index | Total | Value |
|----------------------------|----------------|-------|
| Total | 7.43 | 6,5 |
| Deployment rate | Civil | 8.59 |
| | Criminal | 5.36 |
| | Administrative | 8.64 |
| Communication with courts | Civil | 9.19 |
| | Criminal | 3.83 |
| | Administrative | 8.92 |
| Courts and case management | Civil | 8.74 |
| | Criminal | 7.29 |
| | Administrative | 8.26 |
| Decision support | Civil | 6.85 |
| | Criminal | 5.5 |
| | Administrative | 8.48 |

CEPEJ efficiency indicators

Clearance Rate (CR) = (Resolved cases / Incoming cases) *100

CR > 100%, court/judicial system is able to resolve more cases than it received => backlog is decreasing

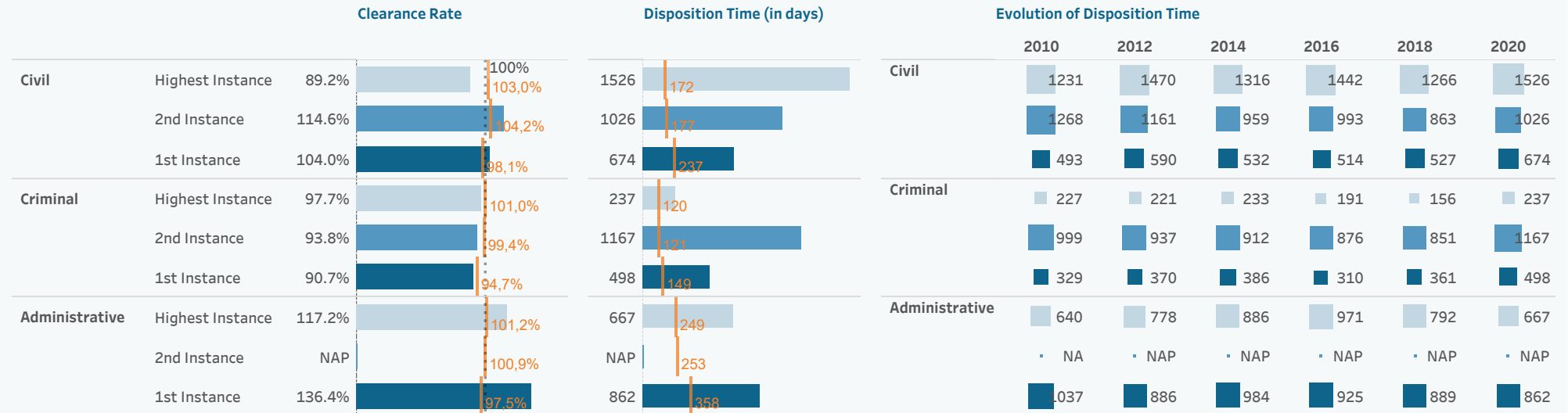
CR < 100%, court/judicial system is able to resolve fewer cases than it received => backlog is increasing

Disposition Time (DT) = (Pending cases / Resolved cases) *365

The Disposition Time (DT) is the theoretical time for a pending case to be resolved, taken into consideration the current pace of work

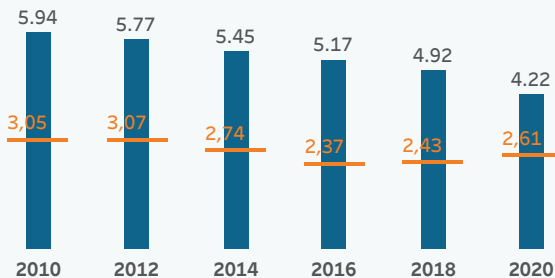
Instance

- Highest Instance
- 2nd Instance
- 1st Instance



Public prosecution services

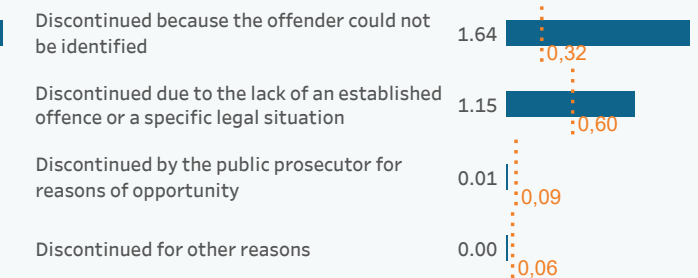
Total number of criminal cases of 1st instance per 100 inhabitants



Distribution of processed cases per 100 inhabitants



Distribution of discontinued cases per 100 inhabitants



Note: There are different methodologies on calculating number of cases in prosecution statistics by event or by perpetrator. CEPEJ collects data per case (event) but some countries present it by perpetrator.

Judiciary related websites

1. Legal texts

www.normattiva.it/

2. Case-law of the higher court/s

<http://www.italgiure.giustizia.it/sncass>;
<https://www.portaledelmassimario.ipzs.it/>

3. Information about the judicial system

https://www.giustizia.it/giustizia/it/mg_4.page