

CEPEJ Study on the judicial systems in the EU Member States - Country fiche

Judiciary at a glance in Ireland

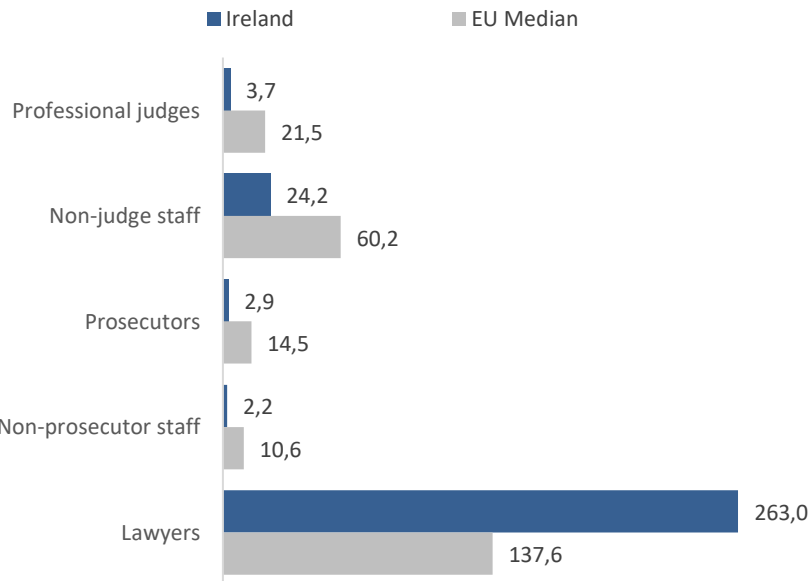
(2023 data)

General data

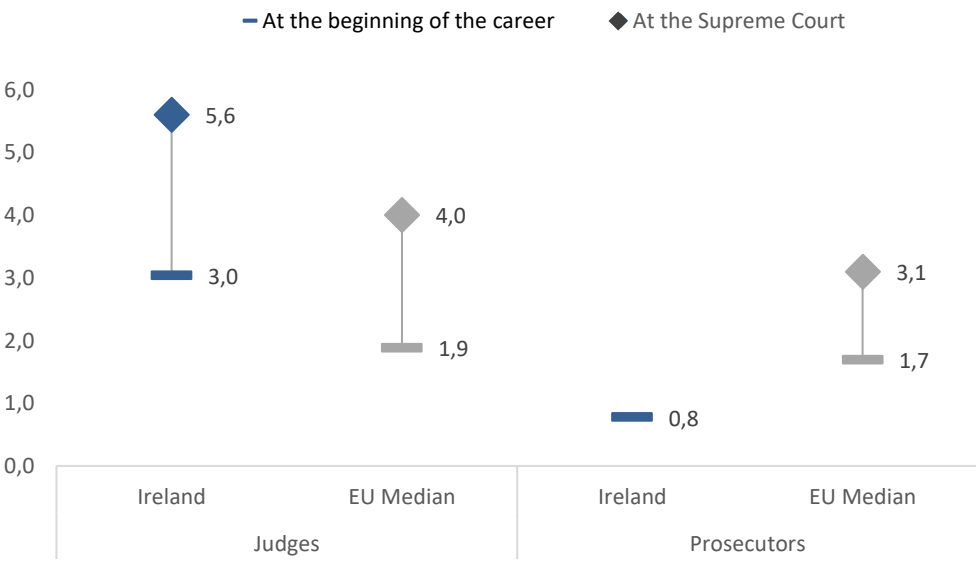
Population: 5 343 805 **GDP per capita:** 96 553 € **Average annual salary:** 47 725 €

Professionals

Judicial professionals per 100 000 inhabitants

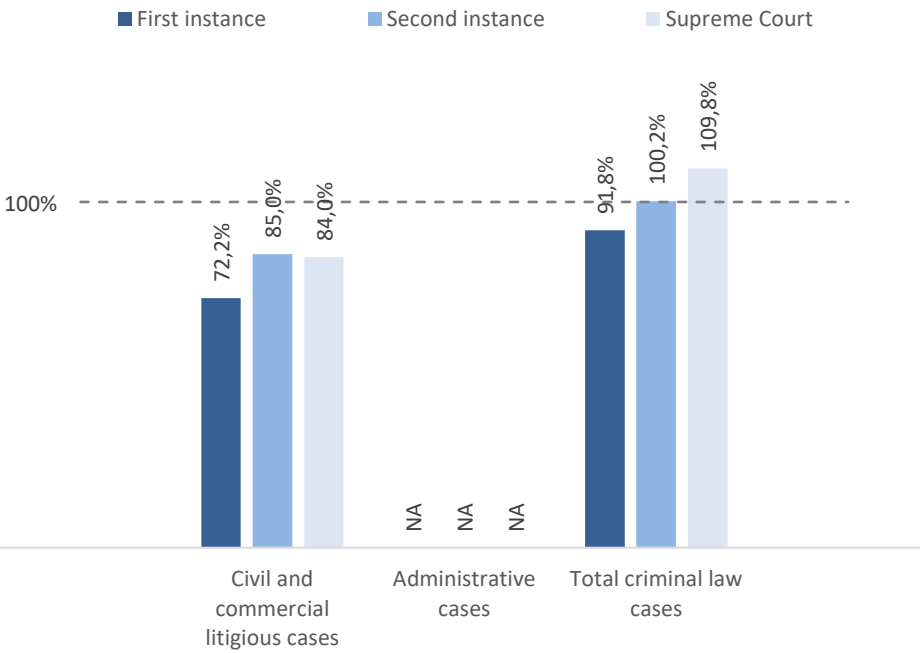


Gross salaries of judges and prosecutors vs average annual salary in 2023

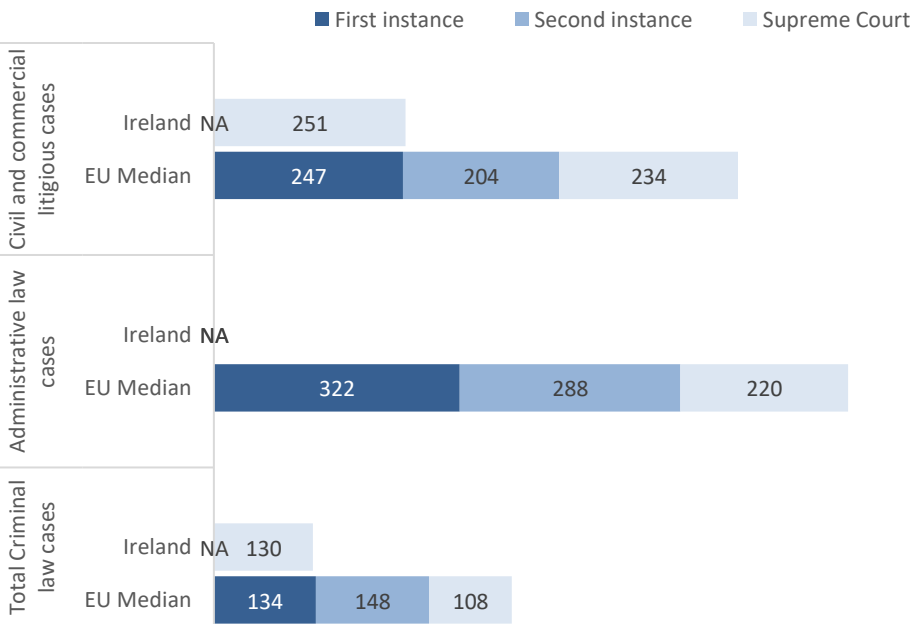


Efficiency

Clearance Rate by instance and by matter in 2023 (%)

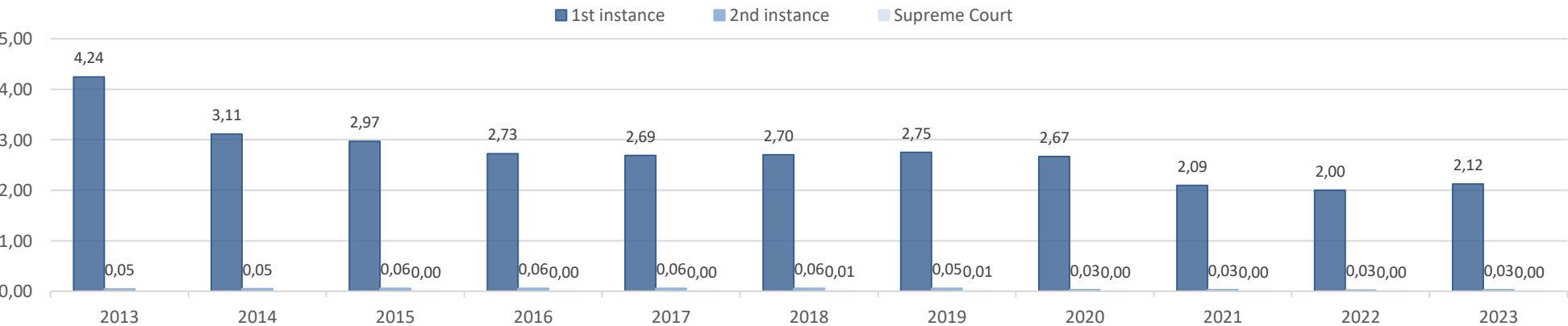


DispositionTime by instance and by matter in 2023 (days)



Incoming cases per 100 inhabitants

Incoming Civil (and commercial) litigious cases per 100 inhabitants*



* Please note that the Supreme Court data prior to 2014 were not collected.

Synthesis table for the main indicators for: Ireland

Economic and demographic data	2013	2014	2015	2016	2017	2018	2019	2020	2021	2022	2023	Trend 2013-2023	Variations		
													2013-2023	2022-2023	
Population	4 602 029	4 625 885	4 664 156	4 673 700	4 792 500	4 857 000	4 921 500	4 977 400	5 123 536	5 149 139	5 343 805	<div><div></div></div>		16,1%	3,8%
GDP per capita	38 055	41 011	55 187	58 961	61 369	66 716	72 346	74 912	85 061	99 267	96 553	<div><div></div></div>		153,7%	-2,7%
Exchange rate (local currency needed to obtain 1€)	NAP	NAP	NAP	NAP	NAP	NAP	NAP	NAP	NAP	NAP	NAP		NAP		NAP
Average annual salary							40 283	40 283	44 912	45 859	47 725	<div><div></div></div>			4,1%
Resources per 100 000 inh.	2013	2014	2015	2016	2017	2018	2019	2020	2021	2022	2023	Trend 2013-2023	2013-2023	2022-2023	
Professional judges	3,22	3,46	3,41	3,47	3,34	3,29	3,39	3,27	3,32	3,32	3,67	<div><div></div></div>		14,0%	10,4%
Non-judge staff	20,14	20,04	20,20	20,86	21,35	21,60	21,94	21,88	22,35	24,33	24,21	<div><div></div></div>		20,2%	-0,5%
Public prosecutors								2,57	2,40	2,66	2,92	<div><div></div></div>			9,7%
Non-prosecutors staff								1,81	2,01	1,92	2,23	<div><div></div></div>			15,8%
Lawyers	243,70	250,50	255,29	261,83	262,66	270,58	301,05	282,36	262,20	275,33	263,00	<div><div></div></div>		7,9%	-4,5%
Mediators	NA	NA	NA	NA	NA	NA	NA	NA	NA	NA	NA		NA		NA
First instance incoming cases per 100 inhab.	2013	2014	2015	2016	2017	2018	2019	2020	2021	2022	2023	Trends 2012-2021	2013-2023	2022-2023	
Civil and commercial litigious cases	4,24	3,11	2,97	2,73	2,69	2,70	2,75	2,67	2,09	2,00	2,12	<div><div></div></div>		-50,0%	6,2%
Administrative law cases	NAP	NAP	NAP	NAP	NAP	NAP	NAP	NA	NA	NA	NA		NAP	NA	
Total criminal law cases									7,33	6,99	6,54	<div><div></div></div>			-6,5%
First instance performance indicators (Clearance Rate)	2013	2014	2015	2016	2017	2018	2019	2020	2021	2022	2023	Trends 2012-2021	2013-2023 (percentage points)	2022-2023 (percentage points)	
CR civil and commercial litigious cases	NA	56%	63%	59%	73%	63%	63%	51%	72%	71%	72%	<div><div></div></div>	NA	1,32	
CR administrative law cases	NAP	NAP	NAP	NAP	NAP	NAP	NAP	NA	NA	NA	NA		NA	NA	
CR total criminal law cases								62%	76%	81%	92%	<div><div></div></div>		10,91	
First instance performance indicators (Disposition Time)	2013	2014	2015	2016	2017	2018	2019	2020	2021	2022	2023	Trend 2013-2023	2013-2023	2022-2023	
DT civil and commercial litigious cases (days)	NA	NA	NA	NA	NA	NA	NA	NA	NA	NA	NA		NA	NA	
DT administrative law cases (days)	NAP	NAP	NAP	NAP	NAP	NAP	NAP	NA	NA	NA	NA		NAP	NA	
DT total criminal law cases (days)								NA	NA	NA	NA			NA	
First instance pending cases per 100 inhab. on 31 dec.	2013	2014	2015	2016	2017	2018	2019	2020	2021	2022	2023	Trend 2013-2023	2013-2023	2022-2023	
Civil and commercial litigious cases	NA	NA	NA	NA	NA	NA	NA	NA	NA	NA	NA		NA	NA	
Administrative law cases	NAP	NAP	NAP	NAP	NAP	NAP	NAP	NA	NA	NA	NA		NAP	NA	
Total criminal law cases								NA	NA	NA	NA			NA	
Second instance performance indicators (Clearance Rate)	2013	2014	2015	2016	2017	2018	2019	2020	2021	2022	2023	Trend 2013-2023	2013-2023 (percentage points)	2022-2023 (percentage points)	
CR civil and commercial litigious cases				82%	66%	75%	93%	105%	77%	91%	85%	<div><div></div></div>		-5,70	
CR administrative law cases				NAP	NAP	NAP	NAP	NA	NA	NA	NA			NA	
CR total criminal law cases								109%	97%	103%	100%	<div><div></div></div>		-2,75	
Second instance performance indicators (Disposition Time)	2013	2014	2015	2016	2017	2018	2019	2020	2021	2022	2023	Trend 2013-2023	2013-2023	2022-2023	
DT civil and commercial litigious cases (days)				NA	NA	NA	NA	NA	NA	NA	NA			NA	
DT administrative law cases (days)				NAP	NAP	NAP	NAP	NA	NA	NA	NA			NA	
DT total criminal law cases (days)								NA	NA	NA	NA			NA	
Supreme court performance indicators (Clearance Rate)	2013	2014	2015	2016	2017	2018	2019	2020	2021	2022	2023	Trend 2013-2023	2013-2023 (percentage points)	2022-2023 (percentage points)	
CR civil and commercial litigious cases				190%	123%	90%	106%	130%	110%	117%	84%	<div><div></div></div>		-33,09	
CR administrative law cases				NAP	NAP	NAP	NAP	NA	NA	NA	NA			NA	
CR total criminal law cases								103%	131%	85%	110%	<div><div></div></div>		24,91	
Supreme court performance indicators (Disposition Time)	2013	2014	2015	2016	2017	2018	2019	2020	2021	2022	2023	Trend 2013-2023	2013-2023	2022-2023	
DT civil and commercial litigious cases (days)				219	226	256	171	NA	205	142	251	<div><div></div></div>		76,5%	
DT administrative law cases (days)				NAP	NAP	NAP	NAP	NA	NA	NA	NA			NA	
DT total criminal law cases (days)								258	119	274	130	<div><div></div></div>		-52,6%	

1. Judicial organisation in Ireland (2023 data)

In 2023, in Ireland, there are in total 7 courts considered as legal entities among which 5 are of general jurisdiction and 2 are specialized courts.

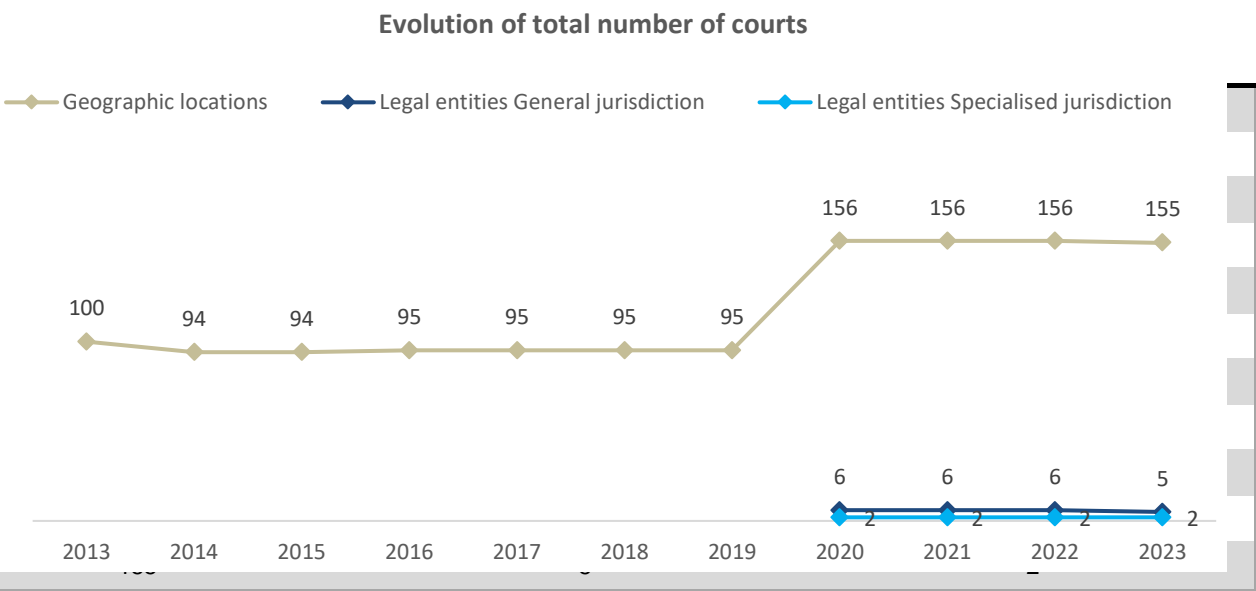
With regard to courts of general jurisdiction, in Ireland, there are only three first instance courts which are the High Court, the Circuit Court and the District Court. Each of those three courts has a single court president only, who exercises a nationwide remit for his/her court. The Court of appeal acts at second instance while the Supreme court constitutes the last instance of general jurisdiction.

As to the specialized courts, there are in Ireland two Special Criminal Courts.

In terms of geographic locations, within the total of 155 courts, 152 are courts of first instance. It should be noted that the number of geographic locations reflects the physical location serving as seats or venues for the jurisdictions.

Evolution of total number of courts

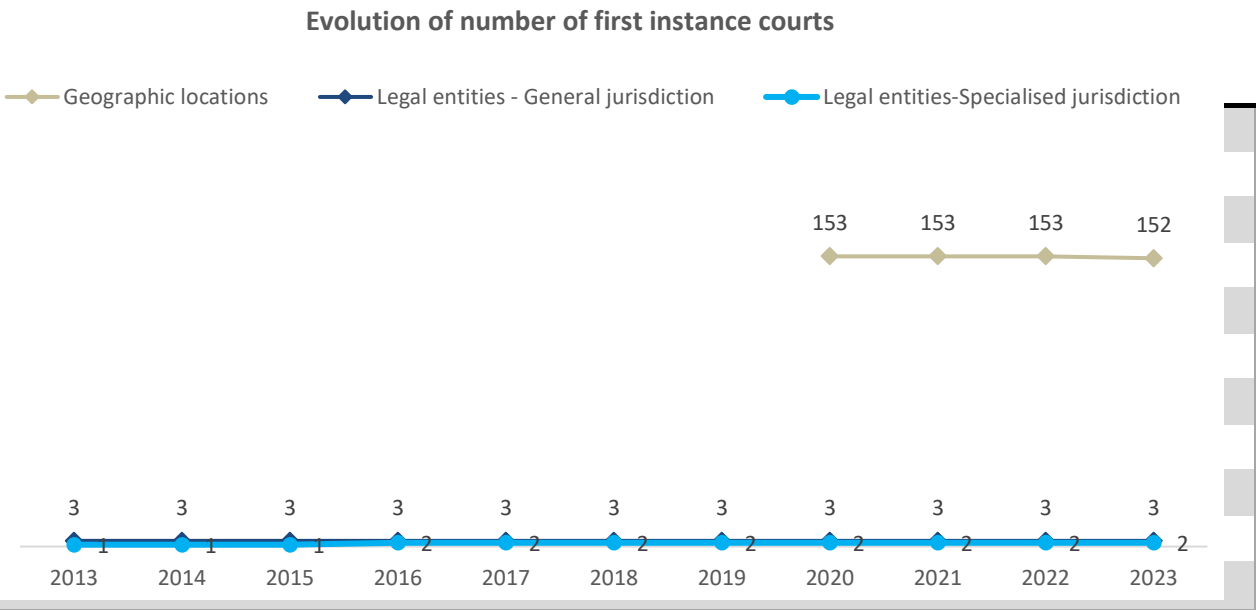
Total number of courts	Geographic locations	Legal entities	
		General jurisdiction	Specialised jurisdiction
2013	100		
2014	94		
2015	94		
2016	95		
2017	95		
2018	95		
2019	95		
2020	156	6	2
2021	156	6	2
2022	156	6	2
2023	155	5	2



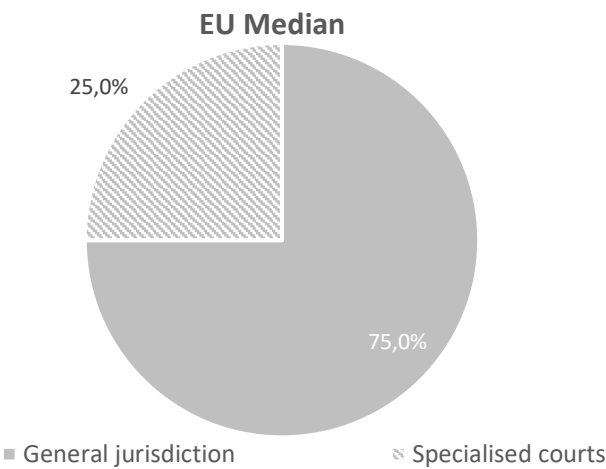
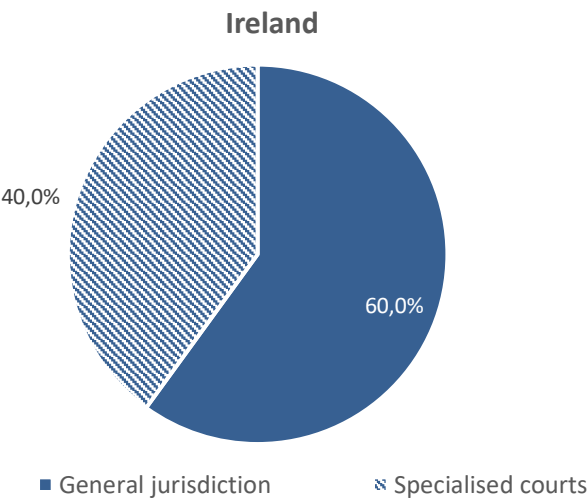
In previous years, the High Court was counted twice as a court of both first and second instance jurisdiction. Starting from 2023, it is counted only once, taking into consideration its predominant competence, in compliance with the Explanatory note.

Evolution of number of first instance courts

First instance courts	Geographic locations	Legal entities	
		General jurisdiction	Specialised jurisdiction
2013		3	1
2014		3	1
2015		3	1
2016		3	2
2017		3	2
2018		3	2
2019		3	2
2020	153	3	2
2021	153	3	2
2022	153	3	2
2023	152	3	2



Distribution of first instance general jurisdiction and specialised courts



The distribution between first instance general jurisdiction courts and first instance specialised courts in Ireland is 60,0% - 40,0%, while the distribution tendency in EU is 75,0% - 25,0%. It is important to bear in mind that the absolute number of courts in Ireland is relatively low which affects the percentages.

Specialised Courts

Specialised courts	First instance	Higher instance
Total	2	NAP
Commercial courts (excluded insolvency courts)	NAP	NAP
Insolvency courts	NAP	NAP
Labour courts	NAP	NAP
Family courts	NAP	NAP
Rent and tenancies courts	NAP	NAP
Enforcement of criminal sanctions courts	NAP	NAP
Fight against terrorism, organised crime and corruption	2	NAP
Internet related disputes	NAP	NAP
Administrative courts	NAP	NAP
Insurance and / or social welfare courts	NAP	NAP
Military courts	NAP	NAP
Juvenile courts	NAP	NAP
Other specialised courts	NAP	NAP

There are currently 2 Special Criminal Courts in Ireland who (in general) deal with crimes relating to terrorism and organised crime. While divisions of other courts deal with many of the matters set out in the table above, there are no specialised courts per se to deal with the same. Generally, all judges within a court jurisdiction may be allocated to any category of case falling within the jurisdictional remit of the court concerned. Starting in 2013 a new cadre of specialist judges was created in the Circuit Court with specific jurisdiction in relation to certain types of personal insolvency remedy and certain pre-trial order making powers.

Ireland has a specialist regime for the trial of commercial proceedings in the form of the Commercial List of the High Court (known as the 'Commercial Court') but, as it is not a separate legal entity, being a list within and formally a part of the High Court, it is not included as a specialist court as such.

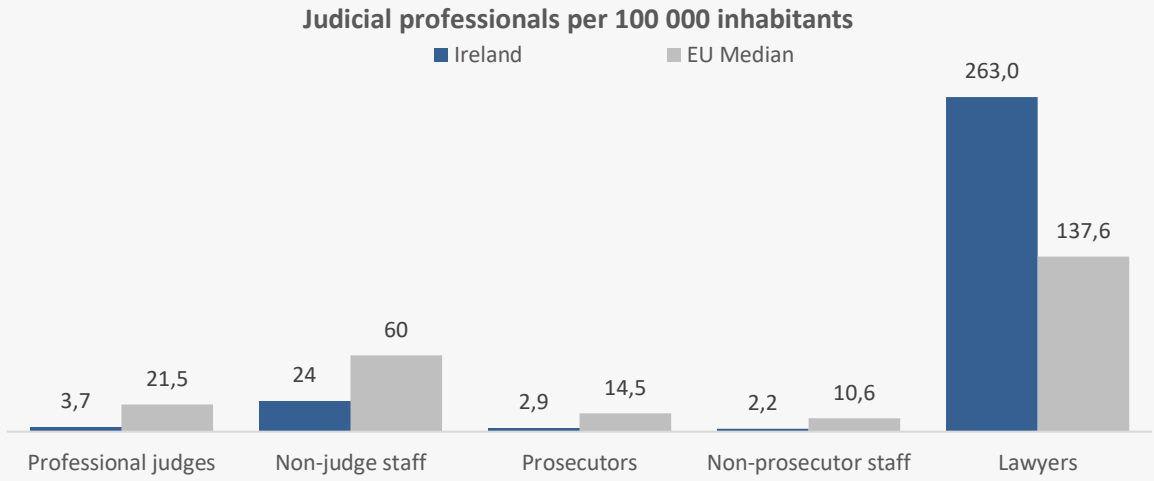
Furthermore, while there are other tribunals or bodies outside of the court system which have powers to make determinations in some of the matters in the table (e.g., the Labour Court and Military Courts), these tribunals are not within the courts system. The Labour Court in Ireland is a tribunal rather than a court of law, which is why it is not included in the table. It cannot award costs; instead, it hears both sides of a case and issues non-binding recommendations. While these recommendations are expected to be given serious consideration, the responsibility for resolving disputes ultimately rests with the parties involved.

2. Professionals of justice in Ireland (2023 data)

Judicial professionals (summary)

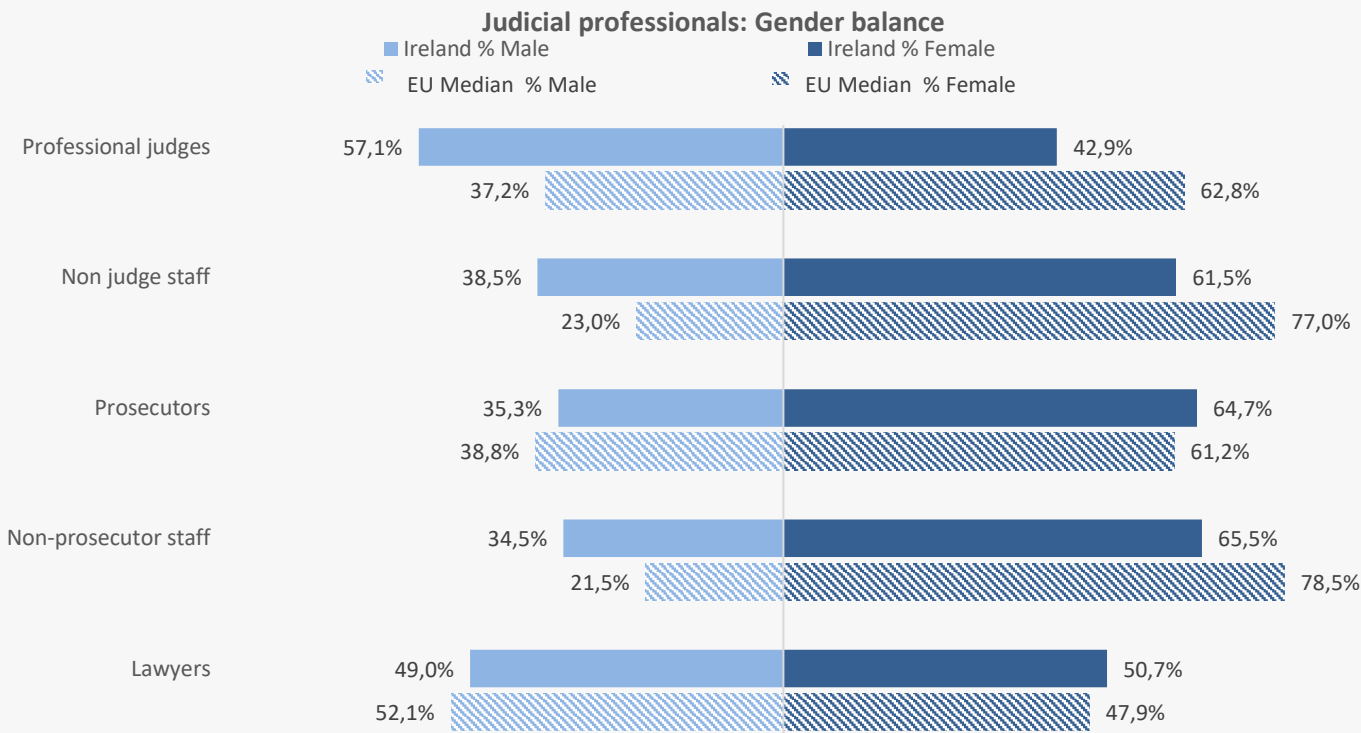
Judicial professionals in absolute number and per 100 000 inhabitants

	Absolute number	Per 100 000 inhabitants	EU Median
Professional judges	196	3,7	21,5
Non-judge staff	1 294	24	60
Prosecutors	156	2,9	14,5
Non-prosecutor staff	119	2,2	10,6
Lawyers	14 054	263,0	137,6



Judicial professionals: Gender balance

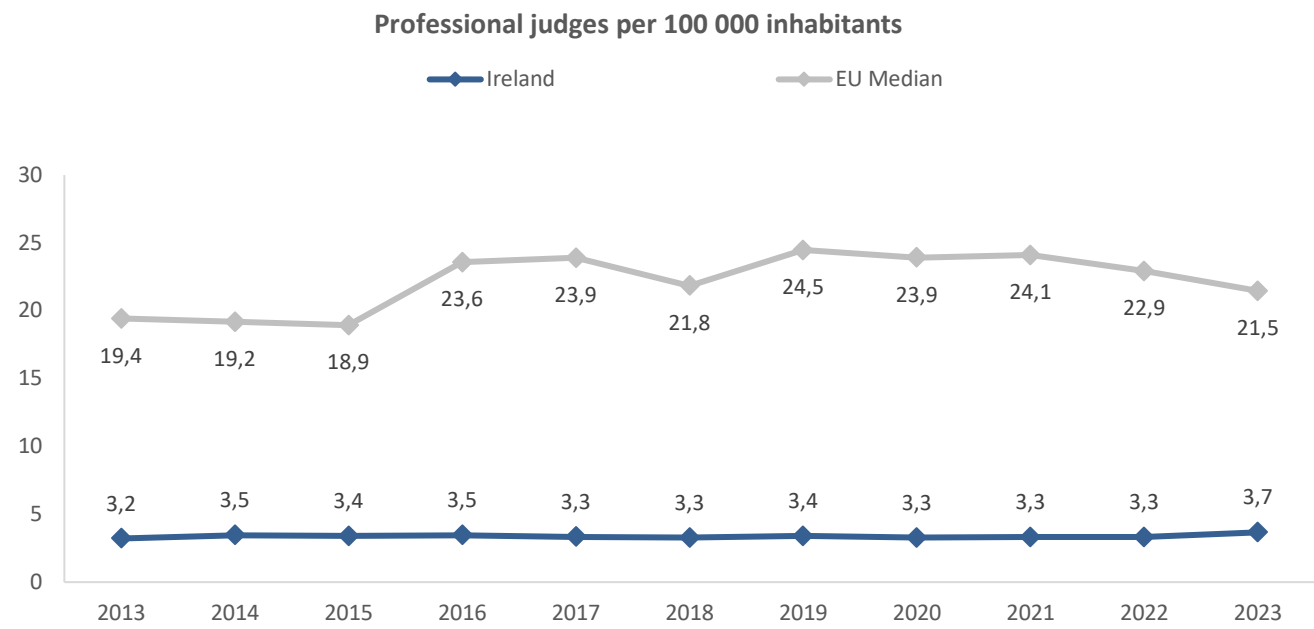
	% Male	% Female
Professional judges	57,1%	42,9%
Non judge staff	38,5%	61,5%
Prosecutors	35,3%	64,7%
Non-prosecutor staff	34,5%	65,5%
Lawyers	49,0%	50,7%



Professional judges

Evolution of the number of professional judges since 2012 (Q46)

Number of professional judges	Absolute Number	Per 100 000 inhabitants	
	Ireland	Ireland	EU Median
2013	148	3,2	19,4
2014	160	3,5	19,2
2015	159	3,4	18,9
2016	162	3,5	23,6
2017	160	3,3	23,9
2018	160	3,3	21,8
2019	167	3,4	24,5
2020	163	3,3	23,9
2021	170	3,3	24,1
2022	171	3,3	22,9
2023	196	3,7	21,5

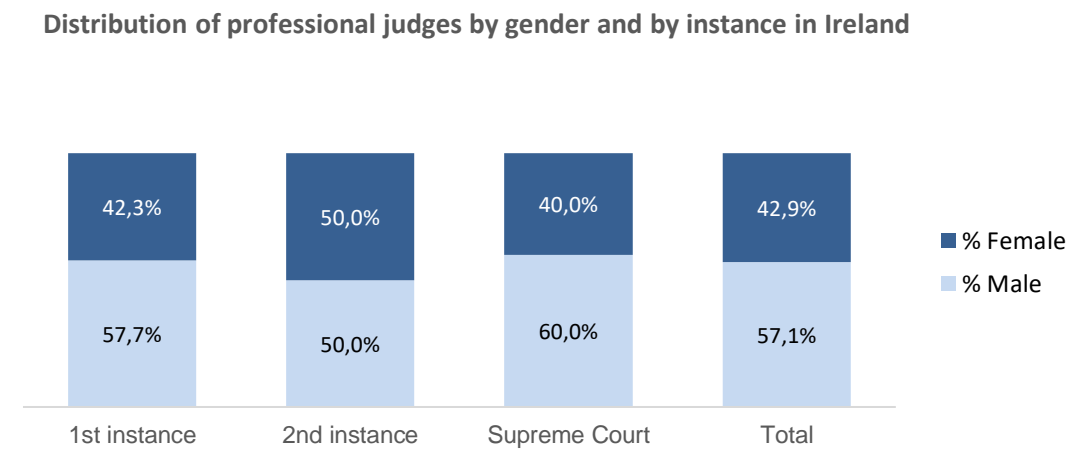
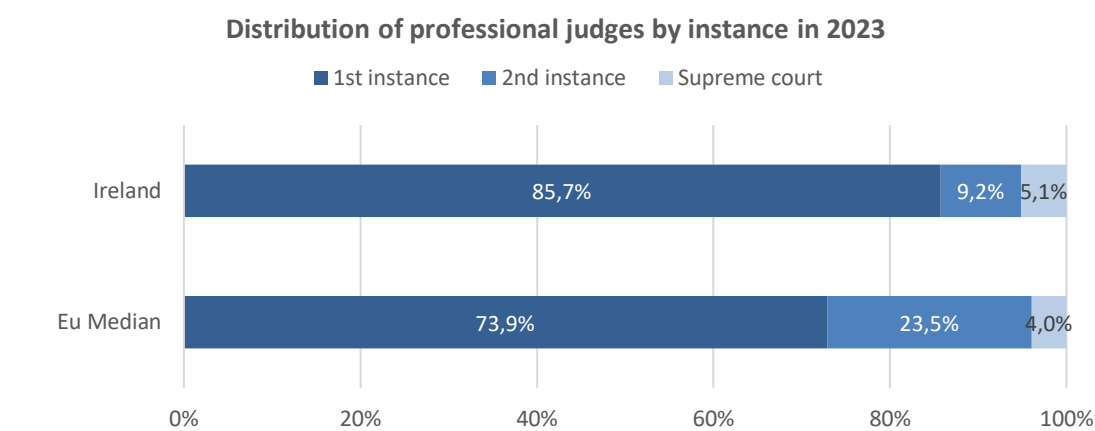


According to 2023 data, the total number of professional judges sitting in courts (all instances) in Ireland is 196, which is 14,6% more than in previous cycle.

More precisely, in Ireland, there are 3,7 professional judges per 100 000 inhabitants (this figure is below the EU median of 21,5 judges per 100 000 inhabitants)

Absolute number of professional judges by instance and gender

Professional judges 2023	Total	Distribution by instance	Male	Female	% Male	% Female
1st instance	168	85,7%	97	71	57,7%	42,3%
2nd instance	18	9,2%	9	9	50,0%	50,0%
Supreme Court	10	5,1%	6	4	60,0%	40,0%
Total	196		112	84	57,1%	42,9%



In this cycle, the total number of female professional judges (all instances) is 84, which represents 42,9% of the total number of judges.

The total number of judges is distributed among the different judicial instances in the following way: 168 are sitting in the first instance courts (of which 71 are female); 18 are sitting in the second instance courts (of which 9 are female) and 10 are sitting at the Supreme Court (of which 4 are female).

Compared with the EU distribution of professional judges per instance, Ireland shows a larger percentage of judges in the first instance courts (85,7% compared with 73,9%), and significantly lower number of second instance judges (9,2% compared to 23.5%). The percentage of judges at the Supreme court level is slightly higher than EU median (5,1% compared to 4,0%).

As regards the methodology of presentation of data in respect of the number of judges, it should be noticed that on 31 December 2023, there were 198 judicial posts, with two judicial vacancies, namely, one vacancy in the Supreme Court and one vacancy in the Circuit Court (a first instance court). Court Presidents work as judges and accordingly data on number of professional judges include Court Presidents of first instance, second instance and Supreme Court.

As regards the distribution of the number of judges among the different judicial instances, Ireland presents some peculiarities which should be mentioned. Namely, the High Court is competent at both first and second instances, but for methodological reasons it is counted as first instance court. Accordingly, its judges are also considered as first instance judges.

As regards the distribution male/female, it has to be specified that female judges constitute the majority only at second instance (50%), while at first instance and at the Supreme court level their percentage is 42,3 and 40,0% respectively.

Absolute number of professional judges by instance and matter

Professional judges 2023	Total	Civil and commercial	Criminal	Administrative	Other
1st instance	168	NA	NA	NAP	NAP
2nd instance	18	NA	NA	NAP	NAP
Supreme Court	10	NA	NA	NAP	NAP
Total	196	NA	NA	NAP	NAP

In Ireland, the distribution of judges by categories of cases is not possible.

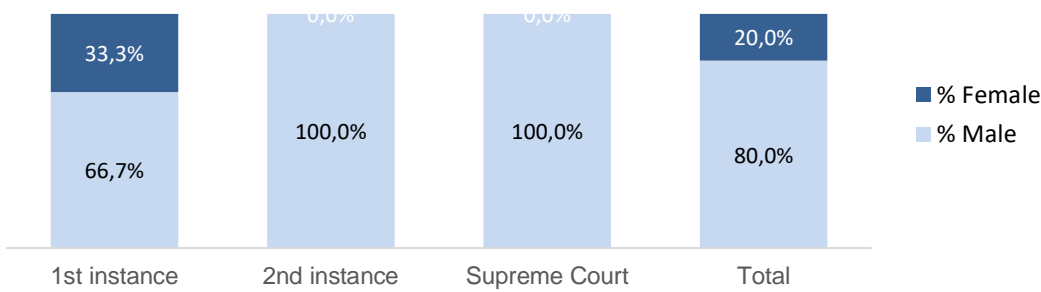
In all courts, (first Instance, second Instance and Supreme Court) judges are empowered to deal with all case types within their court jurisdiction. While in some courts, most notably the High Court and the Circuit Court, judges may be assigned to specific cases for a period, nonetheless, all judges can deal with all types of cases within their jurisdiction.

Court presidents

Absolute number of court presidents by instance and gender

Court presidents 2023	Total	Distribution by instance	Male	Female	% Male	% Female
1st instance	3	60,0%	2	1	66,7%	33,3%
2nd instance	1	20,0%	1	0	100,0%	0,0%
Supreme Court	1	20,0%	1	0	100,0%	0,0%
Total	5		4	1	80,0%	20,0%

Distribution of court presidents by gender and by instance in Ireland

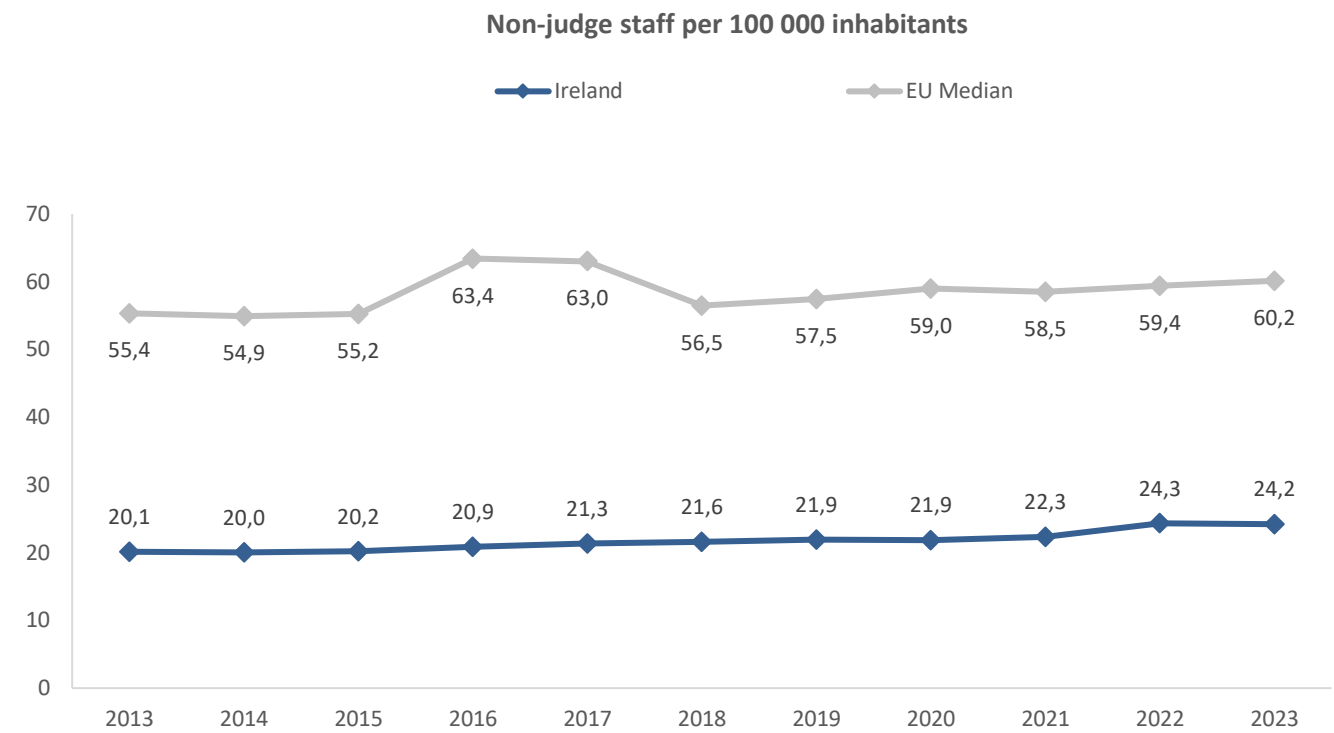


In this cycle, the total number of female court presidents (all instances) is 1, which represents 20,0% of the total number of court presidents.

The total number of court presidents is distributed among the different judicial instances in the following way: 3 are sitting in first instance courts (of which 1 is female); 1 is sitting in second instance courts (he is a man) and 1 is sitting in Supreme Court (he is a man).

Non-judge staff

Number of non-judge staff	Absolute Number	Per 100 000 inhabitants	
	Ireland	Ireland	EU Median
2013	927	20,1	55,4
2014	927	20,0	54,9
2015	942	20,2	55,2
2016	975	20,9	63,4
2017	1 023	21,3	63,0
2018	1 049	21,6	56,5
2019	1 080	21,9	57,5
2020	1 089	21,9	59,0
2021	1 145	22,3	58,5
2022	1 253	24,3	59,4
2023	1 294	24,2	60,2



In 2023, Ireland has 1 294 non-judge staff (of which 796 are Female). The total number of non-judge staff in comparison with the previous cycle reveals an increase of 3,3%.

In 2023, the number of non-judge staff per 100 000 inhabitants has slightly decreased (from 24,3 in 2022 to 24,2 in 2023).

During the same period, the number of judges per 100 000 inhabitants evolved from 3,3 judges per 100 000 inhabitants in 2022 to 3,7 in 2023.

Number of non-judge staff by category in 2023

	Absolute number	in %
Total	1 294	
Rechtspfleger	24	1,9%
Non-judge staff assisting the judge	1 010	78,1%
Staff in charge of administrative tasks	122	9,4%
Technical staff	59	4,6%
Other	79	6,1%

In this cycle, the non-judge staff is broken down as follows:

- 24 Rechtspfleger (or similar bodies) with judicial or quasi-judicial tasks having autonomous competence and whose decisions could be subject to appeal (among which 13 are Female);
- 1 010 non-judge staff whose task is to assist the judges such as registrars (of which 678 are Female);
- 122 staff in charge of different administrative tasks and of the court management (of which 78 are Female);
- 59 technical staff (of which 20 are Female);
- 79 other (of which 7 are Female);

Staff numbers in the Irish Courts Service are computed on the basis of "Full-time equivalent" resources, requiring that staff numbers include decimal points, reflecting part-time, work-sharing and other reduced time working arrangements. As decimal points are not imputtable to this question in the data base, it has been necessary to round up or round down figures.

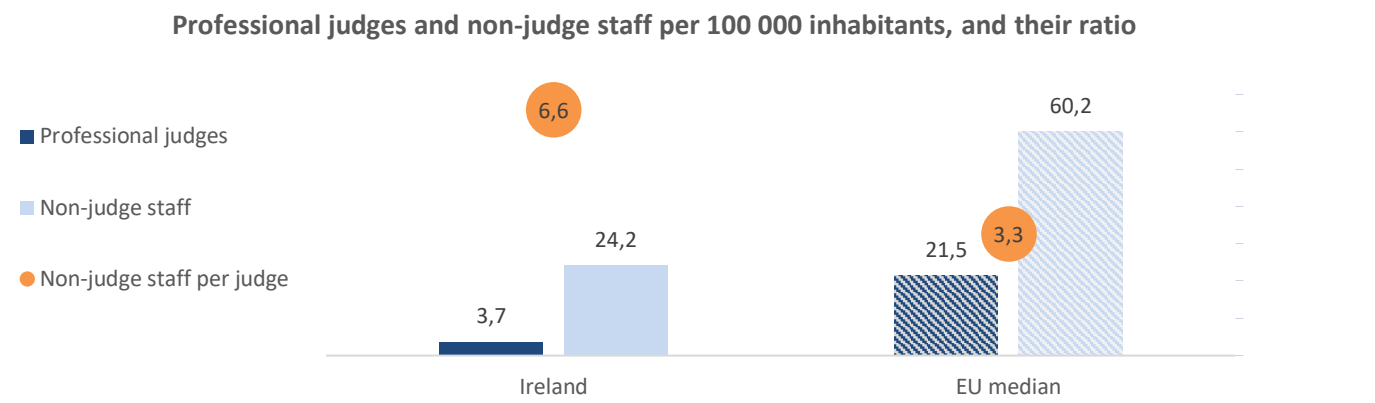
"Other" non-judge staff includes Service Officers, Tipstaff, Court Messengers.

2. "Non-judge (judicial) staff whose task is to assist the judges such as registrars (case preparation, assistance during the hearing, helping to draft the decisions)" includes staff in Court offices, court going staff including Judicial Assistants and staff in Court Operational Directorates.

ICT staff for this cycle and for the 2022 cycle are included in 4. "Technical Staff".

Ratio between professional judges and non-judge staff

Per 100 000 inhabitants	Ireland	EU median
Professional judges	3,7	21,5
Non-judge staff	24,2	60,2
Non-judge staff per judge	6,6	3,3

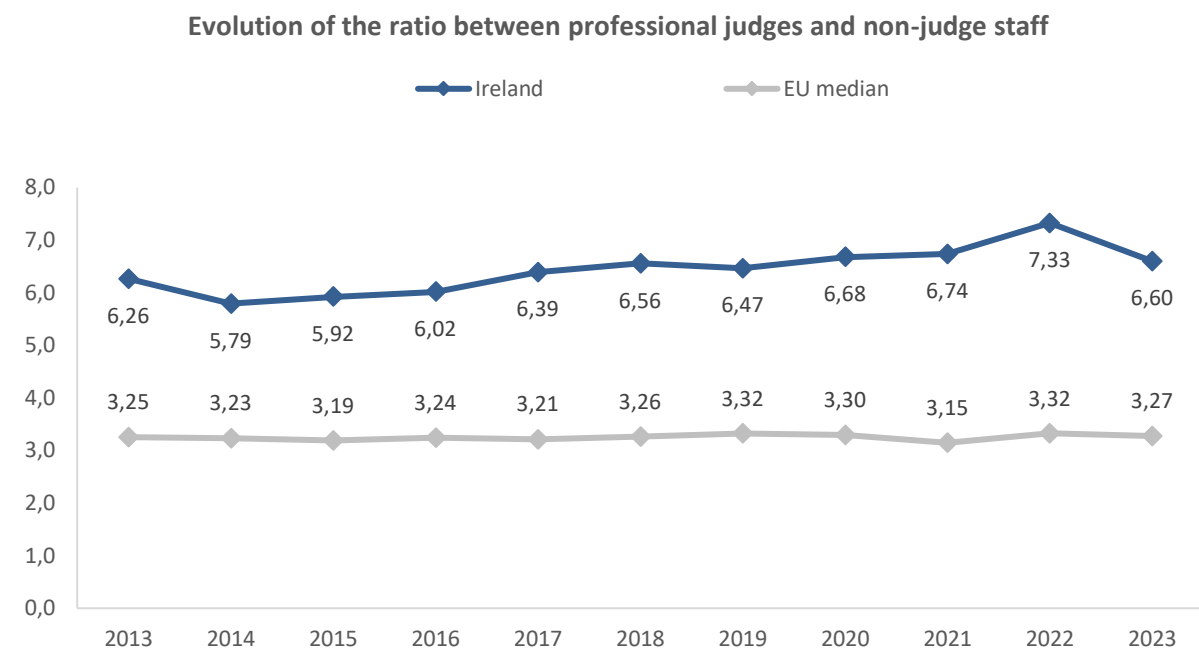


In Ireland, there are 3,7 professional judges per 100 000 inhabitants (this figure is below the EU median of 21,5 judges per 100 000 inhabitants) and about 6,6 non-judge staff per judge.

For the previous cycle this ratio was at 7,3 non-judge staff per judge.

Evolution of the ratio between professional judges and non-judge staff

Cycle	Judges per 100 000 inh.	Non-judge staff per 100 000 inh.	Ratio between professional judges and non-judge staff	
	Ireland	Ireland	Ireland	EU median
2013	3,2	20,1	6,26	3,25
2014	3,5	20,0	5,79	3,23
2015	3,4	20,2	5,92	3,19
2016	3,5	20,9	6,02	3,24
2017	3,3	21,3	6,39	3,21
2018	3,3	21,6	6,56	3,26
2019	3,4	21,9	6,47	3,32
2020	3,3	21,9	6,68	3,30
2021	3,3	22,3	6,74	3,15
2022	3,3	24,3	7,33	3,32
2023	3,7	24,2	6,60	3,27



Public prosecutors

Absolute number of public prosecutors by instance and gender

2023	Total	Distribution by instance	Male	Female	Male	Female
1st instance	NAP	NAP	NAP	NAP	NAP	NAP
2nd instance	NAP	NAP	NAP	NAP	NAP	NAP
Supreme court	NAP	NAP	NAP	NAP	NAP	NAP
Total	156		55	101	35,3%	64,7%

In this cycle, the total number of Female prosecutors (all instances) is 101, which represents 64,7% of the total number of prosecutors.

It is not possible to distribute the total number of prosecutors among the different judicial instances. The Office has a number of grades for prosecutors which are different from the categories above, they include Prosecutor, Senior Prosecutor, Principal Prosecutor, Senior Principal Prosecutor, Assistant Director of Public Prosecutions and Deputy Chief Prosecutor. There is one Director of Public Prosecutions and one Deputy Director of Public Prosecutions.

As regards the methodology of presentation of data in respect of the number of public prosecutors, it should be noticed that the total figure includes the head of the Prosecution Office as the Director can assume the role and functions of prosecutors in his/her office.

As regards the distribution male/Female, it has already mentioned that female prosecutors represent 64,7% of the total.

Heads of prosecution services

Absolute number of Heads of prosecution services by instance and gender

Heads of prosecution services 2023	Total	Distribution by instance	Male	Female	% Male	% Female
1st instance	NAP	NAP	NAP	NAP	NA	NAP
2nd instance	NAP	NAP	NAP	NAP	NAP	NAP
Supreme court	NAP	NAP	NAP	NAP	NAP	NAP
Total	1		0	1	0,0%	100,0%

In this cycle, the total number of female Heads of prosecution (all instances) is 1, which represents 100,0% of the total number of Heads of prosecution.

There is only one Office of Public Prosecution in Ireland and the Director of Public Prosecutions is the head of that office.

In fact, the effect of Section 3 (1) of the Prosecution of Offences Act 1974 is to make the Director of Public Prosecutions the prosecuting authority in relation to criminal matters (apart from a very limited number of functions retained by the Attorney General).The daily management of the services are ensured by the Director, the Deputy Director and the Heads of the three Legal Divisions of the Office.

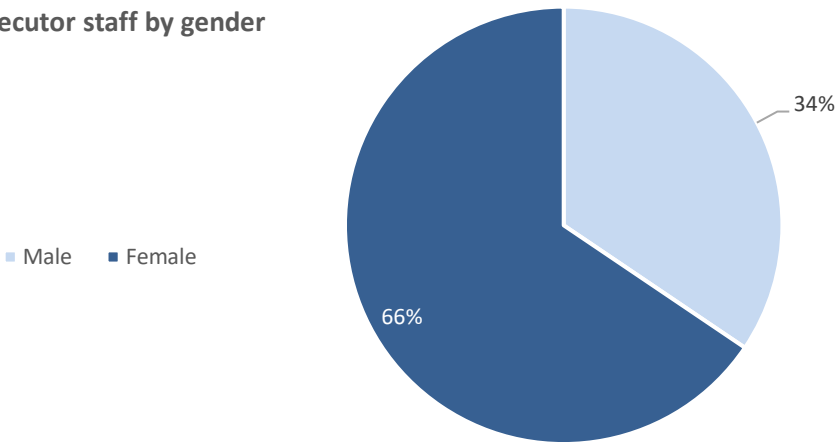
For further information regarding the structure of the Office, please see Guidelines for Prosecutors (5th edition, 2019), paragraphs 2.8 to 2.10.
(https://www.dppireland.ie/app/uploads/2023/01/Guidelines-for_Prosecutors-5th-Edition-eng.pdf)

Non-prosecutor staff

Non-prosecutor staff	Total	Male	Female
2020	90	32	58
2021	103	NA	NA
2022	99	36	63
2023	119	41	78

The non-public prosecutors include specialists in the following areas: Human resources and organisational development, finance, ICT, facilities, media and communications, corporate governance, procurement, strategic management including risk management, Freedom of Information, quality assurance and audit. There is a Policy and Research Unit supported by knowledge management and research function and librarian. All legal sections are supported by a team of administrative staff who are considered to be generalist. The overall sanction headcount increased from 260 in 2022 to 301 in 2023 which resulted in a headcount increase for non-public prosecutors.

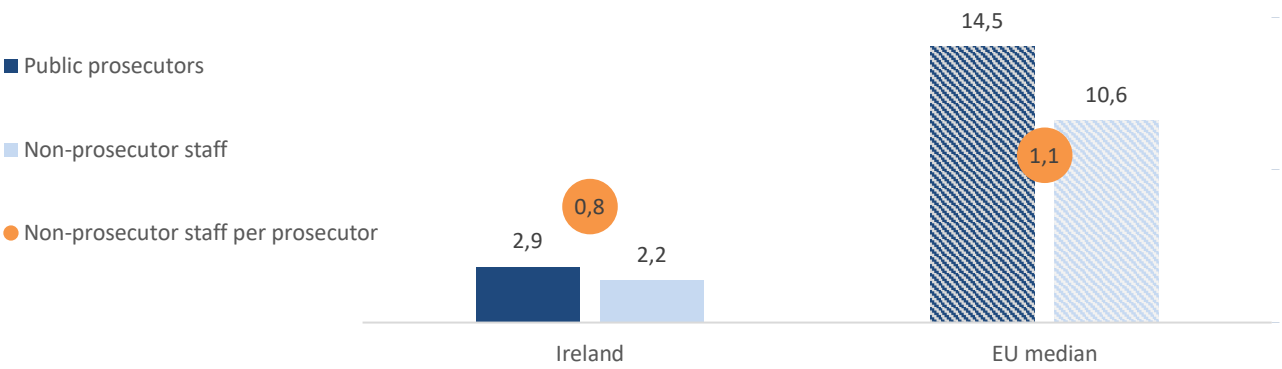
Non-prosecutor staff by gender



Ratio between non-prosecutor staff and public prosecutors

Per 100 000 inhabitants	Ireland	EU median
Public prosecutors	2,9	14,5
Non-prosecutor staff	2,2	10,6
Non-prosecutor staff per prosecutor	0,8	1,1

Public prosecutors and non-prosecutor staff per 100 000 inhabitants, and their ratio

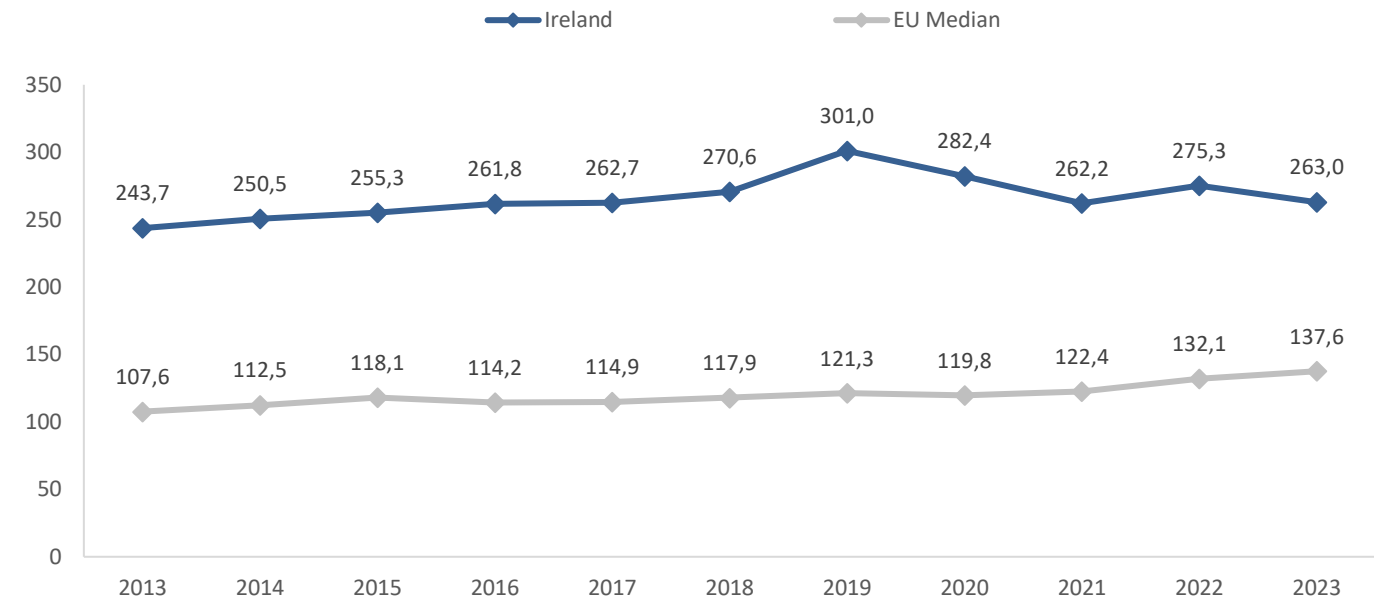


In 2023, in Ireland, the ratio between non-prosecutor staff and prosecutors of 0,8 was significantly below the EU median of 1,1

Lawyers

Lawyers	Absolute Number	Per 100 000 inhabitants	
	Ireland	Ireland	EU Median
2013	11 215	243,7	107,6
2014	11 588	250,5	112,5
2015	11 907	255,3	118,1
2016	12 237	261,8	114,2
2017	12 588	262,7	114,9
2018	13 142	270,6	117,9
2019	14 816	301,0	121,3
2020	14 054	282,4	119,8
2021	13 434	262,2	122,4
2022	14 177	275,3	132,1
2023	14 054	263,0	137,6

Lawyers per 100 000 inhabitants

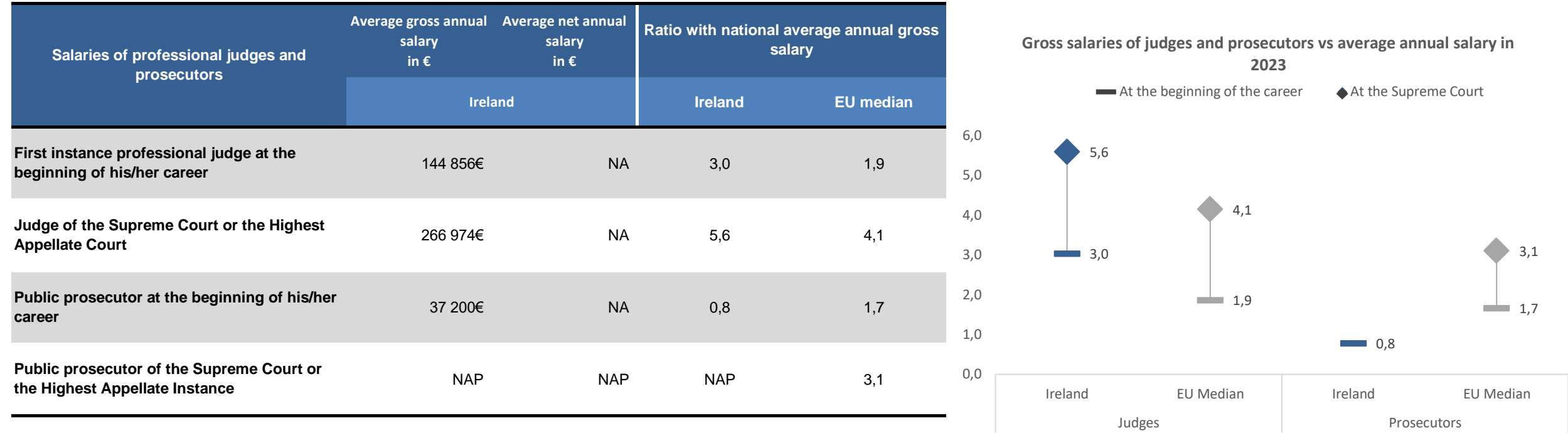


In 2023, there are 14 054 lawyers, which is -0,9% less than in 2022. There are 7 124 female lawyers which is 51% of the total.

Ireland has 263,0 lawyers per 100 000 inhabitants, which is considerably above the EU median of 137,6 lawyers per 100 000 inhabitants.

The above figures represent members of the Law Library (barristers) and members of the Law Society (solicitors). Of the 11,871 solicitors, 37 were unclassified i.e solicitors who did not identify as either male or female. They are included in the total figure. As of 31 December 2023, there were also an additional 912 barristers on the 'Roll of Practising Barristers' who were not members of the Law Library. These were not included in last years figures and are, likewise, not included in the total figure for this round. This figure can not be broken down into males and females as that data is not requested on the Legal Services Regulatory Authority's application form. You can find further information regarding the Law Library on the Bar of Ireland website at <https://www.lawlibrary.ie/about/>.

Salaries of professional judges and prosecutors at beginning of a career and at the highest instance



In the European Union, the absolute gross salary for a judge at the beginning of career ranges from a minimum of 25 759€ to a maximum of 144 856€.

According to 2023 data, the absolute gross salary of a judge at the beginning of his/her career in Ireland is 144 856€, which is more than double the EU median of 58 128€. Ireland is the country with maximum absolute gross salary in the EU.

Compared with the annual average salary in the country, the salary for a judge at the beginning of his/her career is 3,0 times higher. (the EU median is 1,9)

At the highest level, the range of the EU absolute gross salary for a judge is from 58 623€ to 266 974€. Ireland is the country with maximum absolute gross salary of 266 974€ for judges at the highest level .

For the public prosecutors, the range for the absolute gross salary at the beginning of career is from a minimum of 25 759€ to a maximum of 101 592€.

In 2023, the absolute gross salary of a public prosecutor at the beginning of his/her career in Ireland of 37 200€ is rather below the EU median of 49 953€. (-26% below)

Compared with the annual average salary in the country, the salary for a public prosecutors at the beginning of his/her career is 0,8 times higher. (the EU median is 1,7)

At the highest level, the minimum absolute gross salary for prosecutors in the European Union is 51 456€ and the maximum is 199 670€. 93 759€

It is not possible to provide a net annual salary as each person's tax credits/deductions are personal to them and their circumstances. Statutory deductions such as PAYE, USC, pension contributions will vary according to personal circumstances. In every case these will be charged in accordance with the relevant statutory provisions. The judicial salary reflects that of a judge of the District Court (new entrant) and a judge of the Supreme Court (highest point on the pay scale) as at 31 December 2023.Judges appointed post 1 January 2012 are placed on a three-point pay scale.

Within the Office we have Prosecutors at various different grade levels which are equivalent to general Civil Service grades and the rate of pay applicable to those grades are applied to our Prosecutors. The rate of pay per grade are in line with Government pay policy.

3. System of compensating users in Ireland (2023 data)

System for compensating users

2023	Number of requests for compensation	Number of compensations granted	Total amount of compensations granted (in €)
Total	NA	NA	NA
Excessive length of proceedings	NA	NA	NA
Non-execution of court decisions	NA	NA	NA
Wrongful arrest/detention	NA	NA	NA
Wrongful conviction	NA	NA	NA
Other	NAP	NAP	NAP

Year	Number of requests for compensation	Number of compensations granted	Total amount of compensations granted (in €)
2021	NA	NA	NA
2022	NA	NA	NA
2023	NA	NA	NA

4. Performance of courts in Ireland (2023 data)

• Efficiency indicators

◦ Clearance Rate (CR) and Disposition Time (DT)

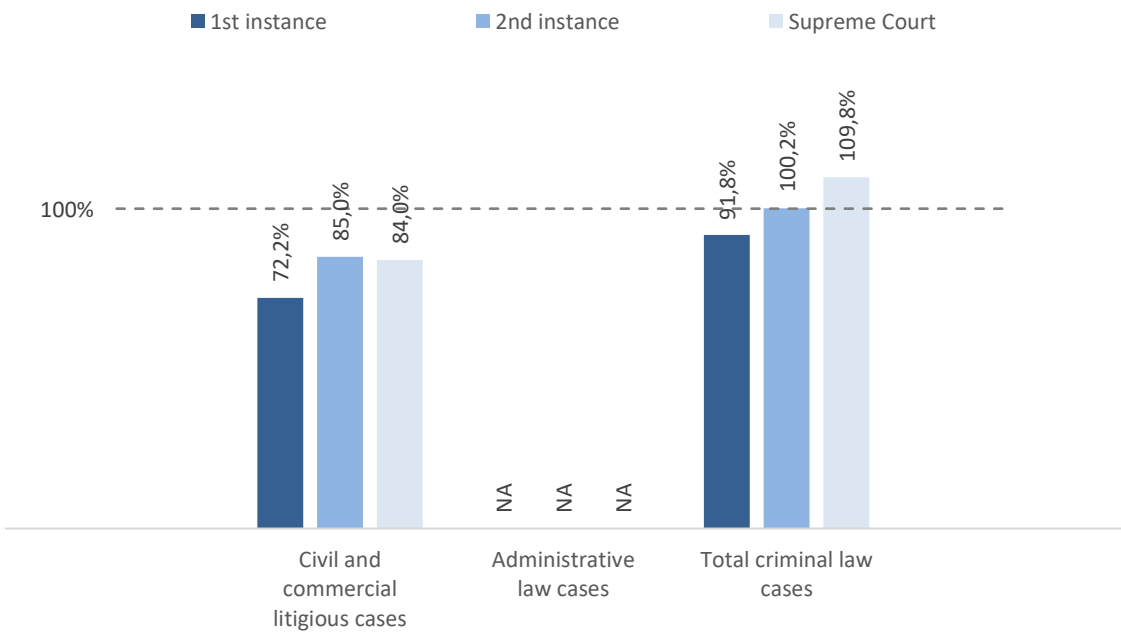
The Clearance Rate shows the capacity of a judicial system to deal with the incoming cases. A Clearance Rate of 100% and higher does not generate backlog.

The Disposition Time determines the estimated number of days necessary for a pending case to be solved in a court.

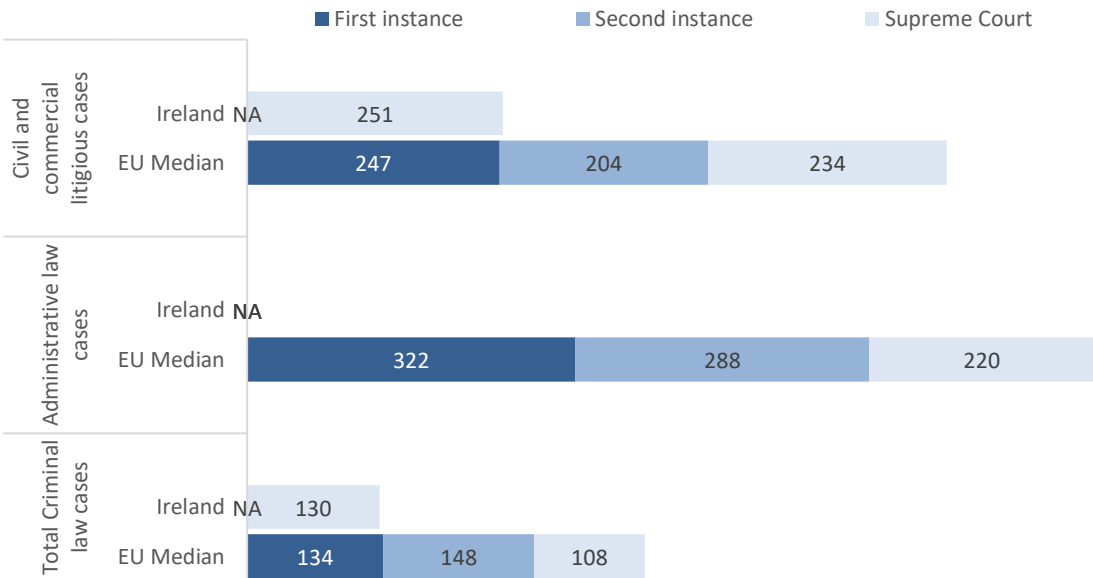
Overall efficiency by instance and by case matter

Overall efficiency by instance and by case matter		Civil and commercial litigious cases		Administrative law cases		Total criminal law cases	
		Ireland	EU Median	Ireland	EU Median	Ireland	EU Median
Clearance Rate (%)	1st instance	72,2%	96,6%	NA	100,9%	91,8%	99,6%
	2nd instance	85,0%	101,3%	NA	97,7%	100,2%	100,0%
	Supreme Court	84,0%	102,9%	NA	106,0%	109,8%	99,0%
Disposition Time (days)	1st instance	NA	247	NA	322	NA	134
	2nd instance	NA	204	NA	288	NA	148
	Supreme Court	251	234	NA	220	130	108

Clearance Rate by instance and by matter in 2023 (%)



DispositionTime by instance and by matter in 2023 (days)



Regarding case-flow data for Ireland, the efficiency analyses are limited by some peculiarities that should be mentioned from the outset.

On the one hand, historically the number of pending civil cases has not been recorded in caseload data, as cases settled outside the courts, dismissed or not pursued further by the plaintiff are not tracked. Consequently, the number of resolved cases appears lower and the number of pending cases is not available. For this reason, CR shows lower values and DT cannot be calculated, except at third instance.

On the other hand, in criminal matters, the different methodology of reporting on incoming cases (by offence) and resolved cases (by penalty imposed) makes appear that the figures for resolved cases are higher than those for incoming and makes it difficult to calculate the number of pending cases.

Finally, Ireland does not have a separate category for Administrative Law cases. As such, administrative cases are included in the figure for Civil (and Commercial) litigious cases.

Due to the above reasons, no comprehensive analysis of overall efficiency could be provided.

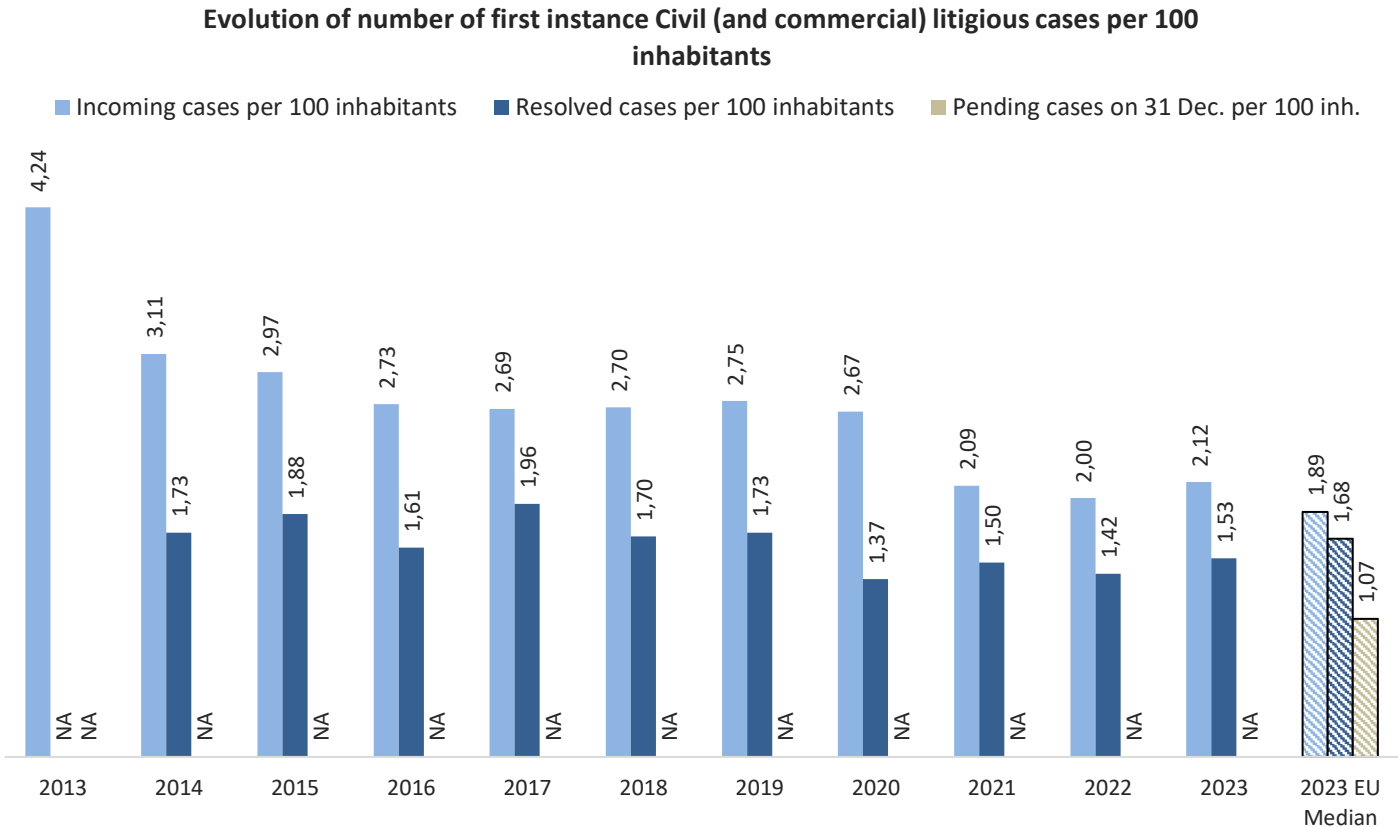
In terms of Clearance rate, the values for Ireland are well below the 100% threshold at all three instances, but given the above-provided explanation, one should interpret this situation with caution. In criminal matters, courts seem to encounter some difficulties in dealing with the incoming cases only at first instance.

As to the Disposition Time indicator, it can be calculated only for third instance civil and criminal cases and in both matters it is above the respective EU medians. However, it is important to note that the Court service of the Supreme Court record resolved cases by order made. As there may be more than one order made in respect of one case, this can cause difficulty in accurately calculating figures for pending cases.

First instance Civil (and commercial) litigious cases

◦ Incoming, resolved and pending cases

First instance Civil (and commercial) litigious cases	Incoming cases per 100 inhabitants	Resolved cases per 100 inhabitants	Pending cases on 31 Dec. per 100 inh.
2013	4,24	NA	NA
2014	3,11	1,73	NA
2015	2,97	1,88	NA
2016	2,73	1,61	NA
2017	2,69	1,96	NA
2018	2,70	1,70	NA
2019	2,75	1,73	NA
2020	2,67	1,37	NA
2021	2,09	1,50	NA
2022	2,00	1,42	NA
2023	2,12	1,53	NA
2023 EU Median	1,89	1,68	1,07



The number of incoming cases in 2023 in Ireland (2,12 per 100 inhabitants) is slightly above the EU median (1,89 per 100 inhabitants).

The number of resolved cases in 2023 in Ireland (1,53 per 100 inhabitants) is slightly belowthe EU median (1,68 per 100 inhabitants).

The data for pending cases for Ireland are not available.

◦ Clearance Rate and Disposition Time

First instance Civil (and commercial) litigious cases	Clearance Rate (%)		Disposition Time (days)	
	Ireland	EU Median	Ireland	EU Median
2013	NA	101,2%	NA	247
2014	55,6%	101,8%	NA	201
2015	63,2%	102,3%	NA	190
2016	59,2%	102,0%	NA	196
2017	72,8%	101,3%	NA	204
2018	63,1%	101,2%	NA	220
2019	63,0%	99,9%	NA	213
2020	51,5%	98,5%	NA	221
2021	71,6%	102,5%	NA	234
2022	70,9%	100,5%	NA	239
2023	72,2%	96,6%	NA	247

With a Clearance Rate calculated at 72,2% in 2023 Ireland seems to encounter difficulties in dealing with its first instance Civil (and commercial) litigious cases.

Between 2022 and 2023, the Clearance Rate has increased by 1,3 points.

The Disposition Time of first instance Civil (and commercial) litigious cases cannot be calculated.

The analysis of the 2022 - 2023 period cannot be carried out.

First instance Administrative law cases

◦ Incoming, resolved and pending cases

First instance Administrative law cases	Incoming cases per 100 inhabitants	Resolved cases per 100 inhabitants	Pending cases on 31 Dec. per 100 inh.
2013	NAP	NAP	NAP
2014	NAP	NAP	NAP
2015	NAP	NAP	NAP
2016	NAP	NAP	NAP
2017	NAP	NAP	NAP
2018	NAP	NAP	NAP
2019	NAP	NAP	NAP
2020	NA	NA	NA
2021	NA	NA	NA
2022	NA	NA	NA
2023	NA	NA	NA
2023 EU Median	0,36	0,34	0,22

Ireland does not have a separate category for Administrative Law cases. As such, administrative cases are included in the figure for Civil (and Commercial) litigious cases.

◦ Clearance Rate and Disposition Time

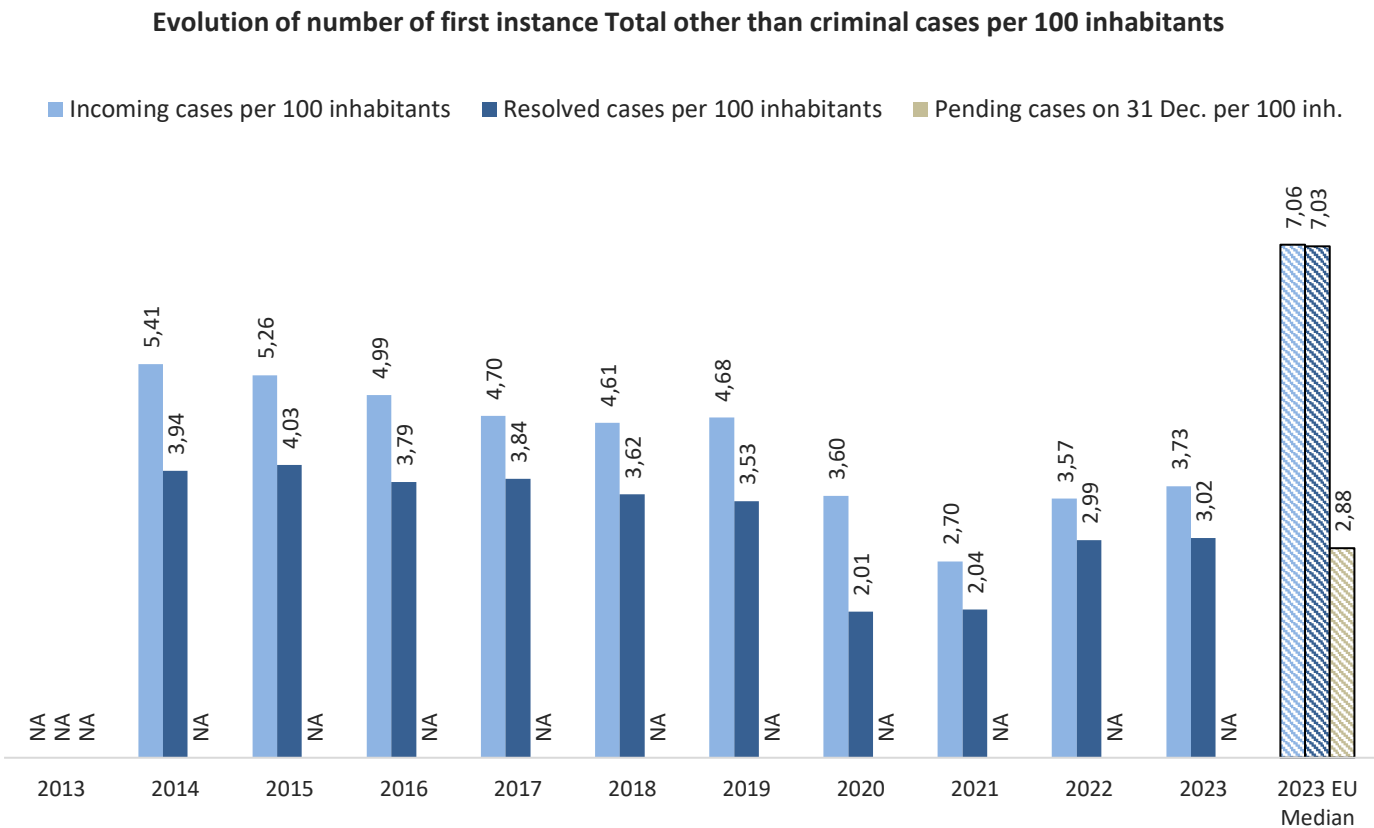
First instance Administrative law cases	Clearance Rate (%)		Disposition Time (days)	
	Ireland	EU Median	Ireland	EU Median
2013	NAP	100,3%	NAP	281
2014	NAP	99,6%	NAP	305
2015	NAP	103,7%	NAP	315
2016	NAP	103,0%	NAP	297
2017	NAP	102,1%	NAP	303
2018	NAP	99,7%	NAP	308
2019	NAP	102,1%	NAP	284
2020	NA	100,1%	NA	388
2021	NA	101,7%	NA	296
2022	NA	98,8%	NA	288
2023	NA	100,9%	NA	322

Ireland does not have a separate category for Administrative Law cases. As such, administrative cases are included in the figure for Civil (and Commercial) litigious cases.

First instance Total of other than criminal cases

◦ Incoming, resolved and pending cases

First instance Total other than criminal cases	Incoming cases per 100 inhabitants	Resolved cases per 100 inhabitants	Pending cases on 31 Dec. per 100 inh.
2013	NA	NA	NA
2014	5,41	3,94	NA
2015	5,26	4,03	NA
2016	4,99	3,79	NA
2017	4,70	3,84	NA
2018	4,61	3,62	NA
2019	4,68	3,53	NA
2020	3,60	2,01	NA
2021	2,70	2,04	NA
2022	3,57	2,99	NA
2023	3,73	3,02	NA
2023 EU Median	7,06	7,03	2,88



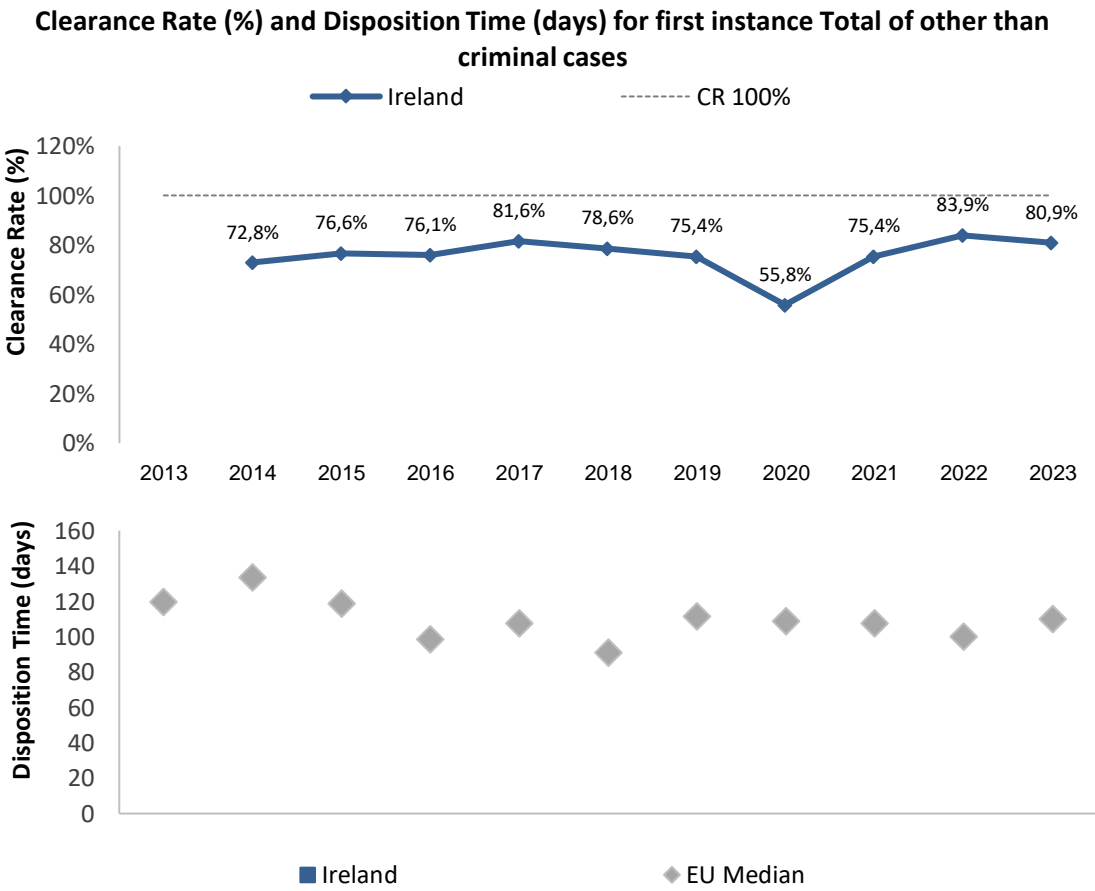
The number of incoming cases in 2023 in Ireland (3,73 per 100 inhabitants) is somewhat below the EU median (7,06 per 100 inhabitants).

The number of resolved cases in 2023 in Ireland (3,02 per 100 inhabitants) is significantly below the EU median (7,03 per 100 inhabitants).

The data for pending cases for Ireland are not available.

◦ Clearance Rate and Disposition Time

First instance Total other than criminal cases	Clearance Rate (%)		Disposition Time (days)	
	Ireland	EU Median	Ireland	EU Median
2013	NA	100,7%	NA	119
2014	72,8%	101,9%	NA	133
2015	76,6%	101,0%	NA	119
2016	76,1%	101,5%	NA	98
2017	81,6%	100,6%	NA	107
2018	78,6%	100,6%	NA	91
2019	75,4%	99,8%	NA	111
2020	55,8%	98,7%	NA	109
2021	75,4%	101,2%	NA	107
2022	83,9%	99,8%	NA	100
2023	80,9%	99,9%	NA	110



With a Clearance Rate calculated at 80,9% in 2023 Ireland seems to encounter difficulties in dealing with its other than criminal cases.

Between 2022 and 2023, the Clearance Rate has decreased by -3,0 points.

The Disposition Time of other than criminal cases cannot be calculated.

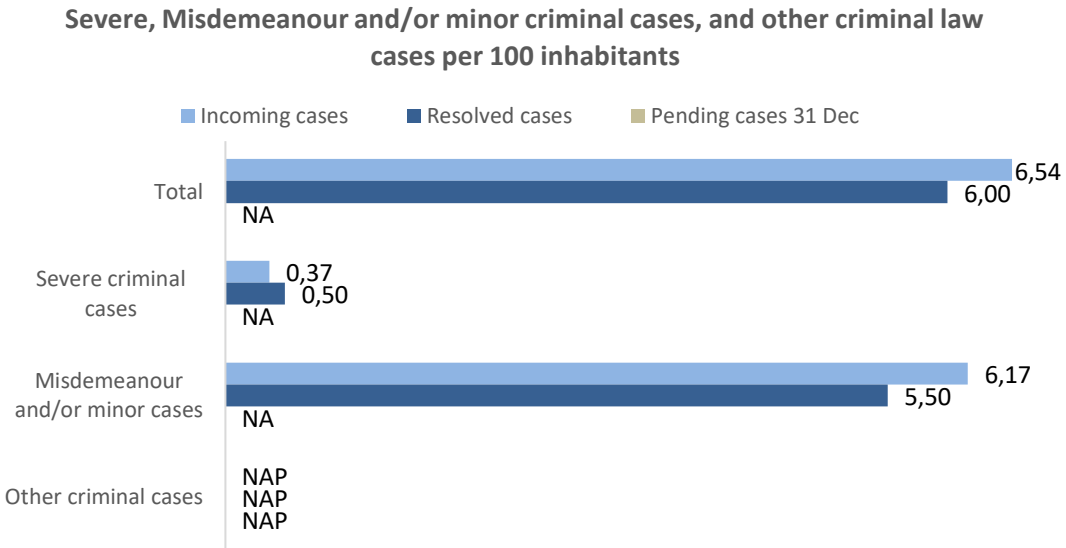
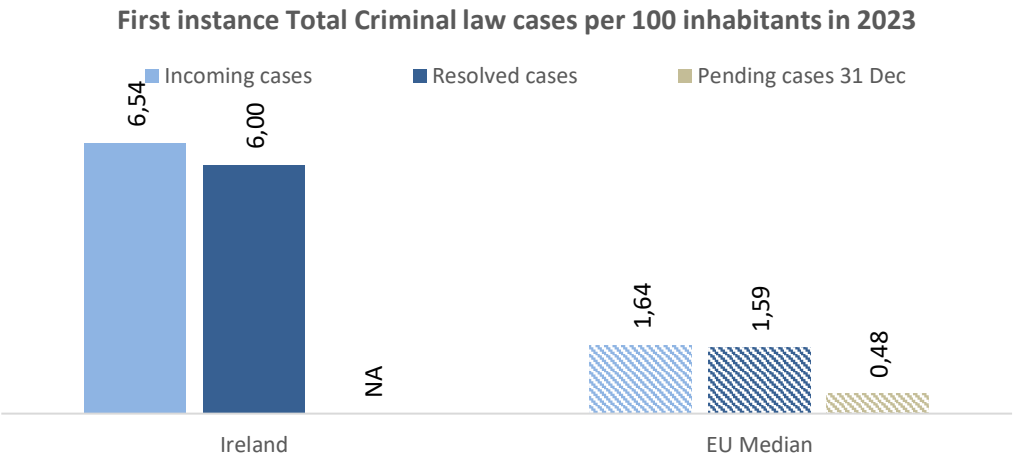
The analysis of the 2022 - 2023 period cannot be carried out.

First instance Criminal Law Cases

◦ Incoming, resolved and pending cases

First instance Criminal Law Cases	Pending cases 1 Jan	Incoming cases	Resolved cases	Pending cases 31 Dec
Total	NA	349 283	320 586	NA
Severe criminal cases	NA	19 569	26 486	NA
Misdemeanour and/or minor cases	NA	329 714	294 100	NA
Other criminal cases	NAP	NAP	NAP	NAP

First instance Criminal Law Cases Per 100 inh.	Pending cases 1 Jan	Incoming cases	Resolved cases	Pending cases 31 Dec
Total	NA	6,54	6,00	NA
Severe criminal cases	NA	0,37	0,50	NA
Misdemeanour and/or minor cases	NA	6,17	5,50	NA
Other criminal cases	NAP	NAP	NAP	NAP



The number of total incoming criminal cases in 2023 in Ireland (6,54 per 100 inhabitants) is well above the EU median (1,64 per 100 inhabitants).

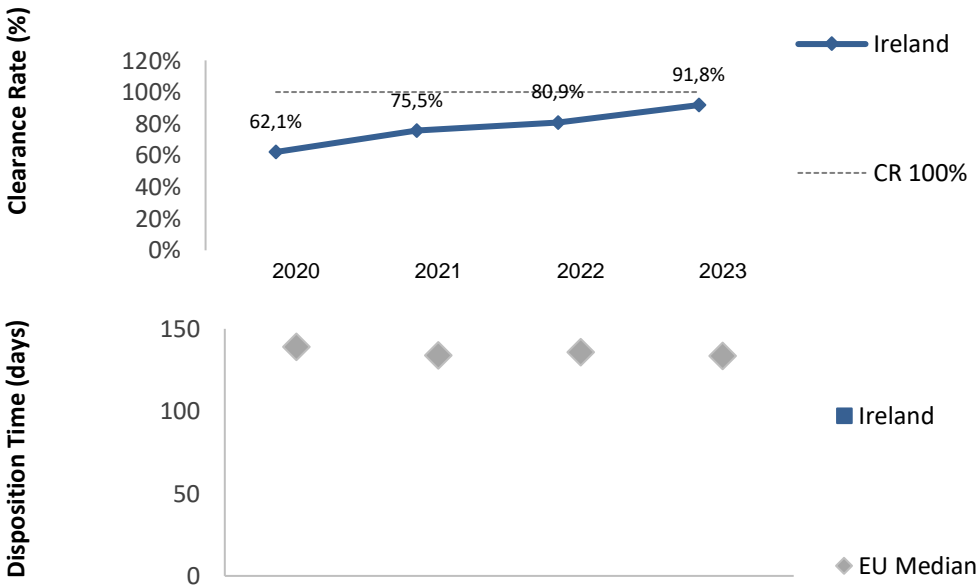
The number of total resolved criminal cases in 2023 in Ireland (6,00 per 100 inhabitants) is well above the EU median (1,59 per 100 inhabitants).

The number of total pending criminal cases at the end of 2023 in Ireland is not available.

◦ Clearance Rate and Disposition Time

First instance Total criminal law cases	Clearance Rate (%)		Disposition Time (days)	
	Ireland	EU Median	Ireland	EU Median
2020	62,1%	95,2%	NA	139
2021	75,5%	100,0%	NA	134
2022	80,9%	100,0%	NA	136
2023	91,8%	99,6%	NA	134

Clearance Rate (%) and Disposition Time (days) for First Instance Total criminal law cases



With a Clearance Rate calculated at 91,8% in 2023 Ireland seems to face some difficulties in dealing with its first instance total criminal law cases.

Between 2022 and 2023, the Clearance Rate has increased by 10,9 points.

The Disposition Time of first instance total criminal law cases cannot be calculated. Indeed, the number of pending criminal law cases cannot be provided given that it is not recorded in caseload data.

The analysis of the 2022 - 2023 period cannot be carried out.

It should be mentioned that except for the Supreme Court, criminal cases are generally counted by offence rather than case due to the various ICT systems used. This is due to data collection/ ICT systems that are in use by the Court Service.

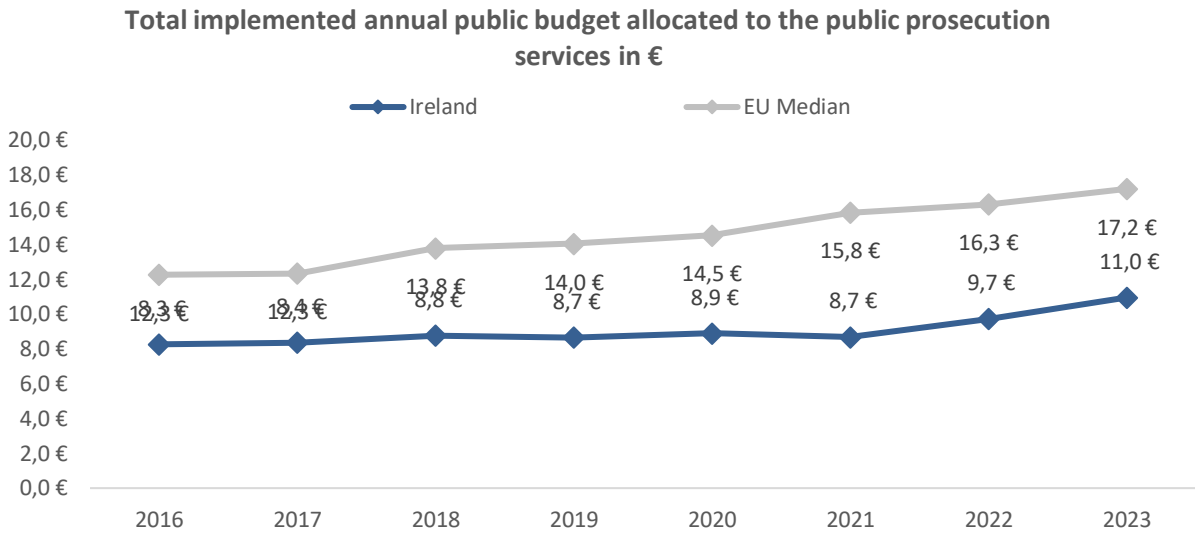
Ireland cannot provide data per case. Where there is more than one penalty imposed in respect of an offence, for example a fine, imprisonment and disqualification, a separate order would be made in respect of each penalty. However, if a case is dismissed or struck out, only one order is made. Our system records by outcome and as there may be more than one outcome in any one offence, it may appear that the figures for resolved cases are higher than those for incoming.

Misdemeanour and/or minor criminal cases include all cases triable summarily (e.g. common assault, public order offences, burglary or theft in other that aggravated circumstances).

5. Public prosecution services in Ireland (2023 data)

Public prosecution implemented budget

Total implemented annual public budget allocated to the public prosecution services in €	Absolute Number	Per inhabitant	
	Ireland	Ireland	EU Median
2016	38 626 000 €	8,3 €	12,3 €
2017	40 094 000 €	8,4 €	12,3 €
2018	42 582 000 €	8,8 €	13,8 €
2019	42 582 000 €	8,7 €	14,0 €
2020	44 248 000 €	8,9 €	14,5 €
2021	44 472 000 €	8,7 €	15,8 €
2022	50 047 000 €	9,7 €	16,3 €
2023	58 546 000 €	11,0 €	17,2 €



Implemented annual public budget allocated to training of public prosecution services in € (included in the total)	Absolute Number	Per inhabitant	
	Ireland	Ireland	EU Median
2020	201 194 €	0,04 €	0,01 €
2021	205 396 €	0,04 €	0,02 €
2022	216 617 €	0,04 €	0,01 €
2023	297 125 €	0,06 €	0,02 €

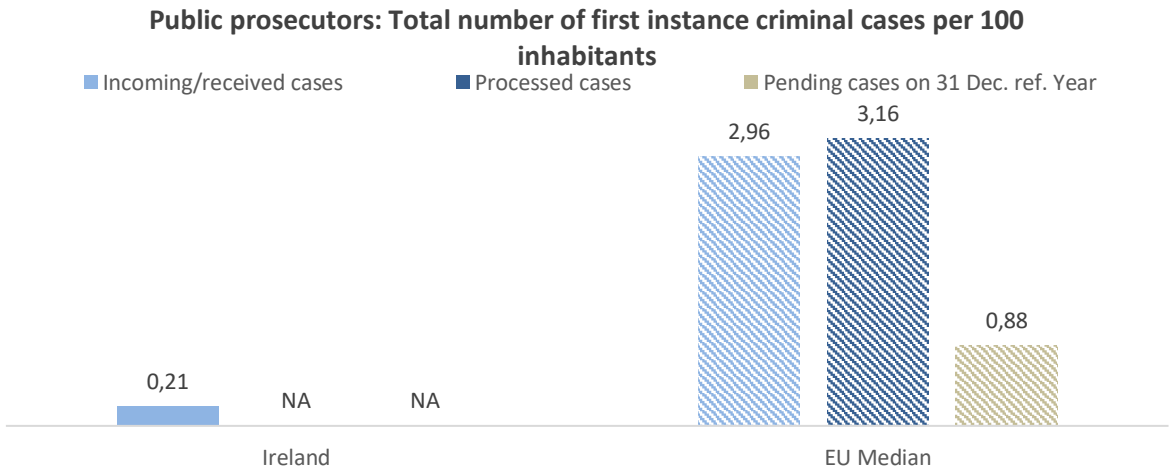
The increase in the implemented budget for training is due to a number of factors. There was a significant increase in new staff to the Office over 2023 which led to a rise in the number of training courses availed of by staff. In addition, there was an increased demand for the Office’s sponsorship of third level educational courses which the Office wanted to respond positively to as it is committed to being a learning organisation.

Public prosecution caseflow: Number of first instance criminal cases

Public prosecution caseflow: Number of first instance criminal cases	Absolute Number *		Per 100 inhabitants	
	Ireland	% Variation 2022 - 2023	Ireland	Eu Median
1. Pending cases on 1 Jan. ref. year	NA	NA	NA	0,92
2. Incoming/received cases	11 184	▼ -1,8%	0,21	2,96
3. Processed cases (3.1 + 3.2 + 3.3 + 3.4)	NA	NA	NA	3,16
3.1. Discontinued during the reference year	3 529	▼ -1,2%	0,07	2,10
3.1.1 Discontinued by the public prosecutor because the offender could not be identified	39	▼ -31,6%	0,00	0,66
3.1.2 Discontinued by the public prosecutor due to the lack of an established offence or a specific legal situation	NA	NA	NA	0,79
3.1.3 Discontinued by the public prosecutor for reasons of opportunity	NA	NA	NA	0,13
3.1.4 Discontinued for other reasons	NA	NA	NA	0,35
3.2. Concluded by a penalty or a measure imposed or negotiated by the public prosecutor	NA	NA	NA	0,17
3.3. Cases brought to court	NA	NA	NA	0,57
4. Pending cases on 31 Dec. ref. year	NA	NA	NA	0,88

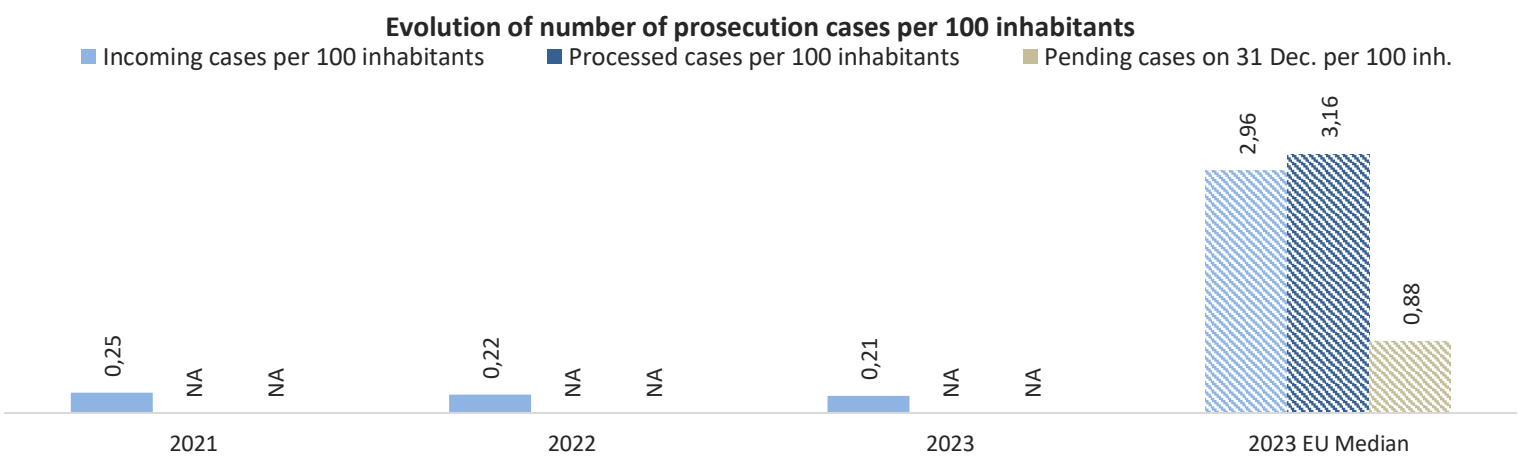
* Please note that these figures do not include traffic offence cases.

In 2023, the remaining 3 490 files in the ‘discontinued’ figure are files where all the suspects were directed for ‘no prosecution’. It is not possible to break them down into 107.3.1.2 and 107.3.1.3 as they don’t map to the picklist of reasons for not prosecuting that are selected by our Directing Officers. Discontinued by the public prosecutor because the offender could not be identified’ files should never have been sent into the ODPP as a direction cannot issue if there is no suspect to direct upon. The fall should be considered positive on this basis.



◦ Evolution of incoming, processed and pending cases

First instance Total other than criminal cases	Incoming cases per 100 inhabitants	Processed cases per 100 inhabitants	Pending cases on 31 Dec. per 100 inh.
2021	0,25	NA	NA
2022	0,22	NA	NA
2023	0,21	NA	NA
2023 EU Median	2,96	3,16	0,88



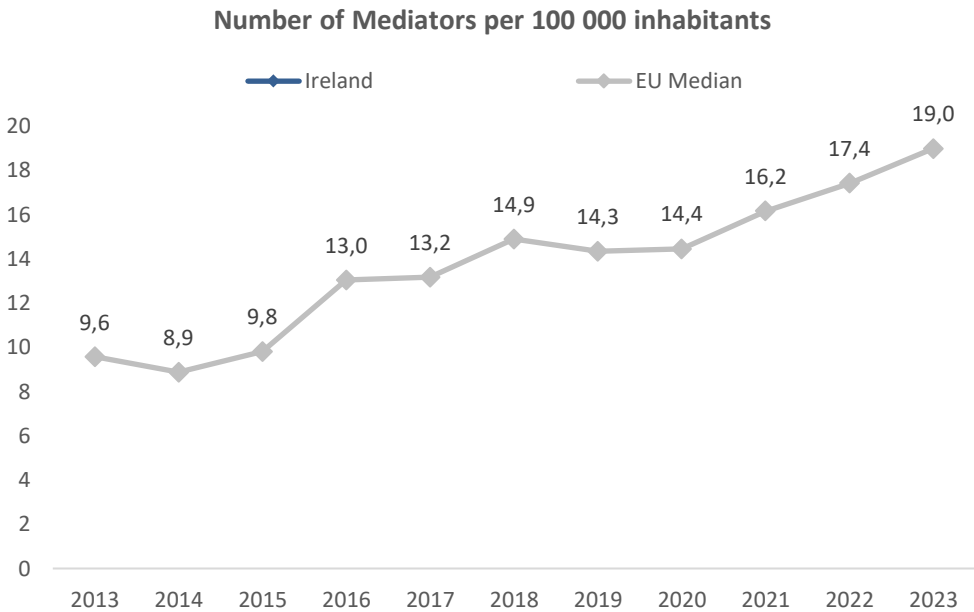
The number of incoming cases in 2023 in Ireland (0,21 per 100 inhabitants) is significantly below the EU median (2,96 per 100 inhabitants).

The data for resolved and pending cases for Ireland are not available.

6. Mediators and notaries in Ireland (2023 data)

Number of mediators in 2023

Mediators	Absolute Number	Per 100 000 inhabitants	
	Ireland	Ireland	EU Median
2013	NA	NA	9,6
2014	NA	NA	8,9
2015	NA	NA	9,8
2016	NA	NA	13,0
2017	NA	NA	13,2
2018	NA	NA	14,9
2019	NA	NA	14,3
2020	NA	NA	14,4
2021	NA	NA	16,2
2022	NA	NA	17,4
2023	NA	NA	19,0



The number of accredited or registered mediators who practise court related mediation is not available.

While there is no statutory body for mediators in Ireland, the Mediation Act 2017 provides for the establishment of a Mediation Council to support the development of the mediation profession as an important supplement and alternative to traditional judicial processes. The mediation sector is working collaboratively towards the establishment of the Council.

That being said, mediation is available for use in civil and family law cases and is provided for by a range of trained mediators who come from many professions not just the legal profession. The Legal Aid Board offers a free family mediation service. The professional legal bodies provide details of legal professional who are trained in mediation. Other private bodies such as the Mediators' Institute of Ireland and the Irish Professional Mediators Organisation have searchable websites designed to assist people to find a mediator

The Dolphin House One Stop Project is an inspiring example. In Dolphin House the court officials work very closely with mediation colleagues and have developed a number of initiatives to promote mediation within Dolphin House. These initiatives include

- Court staff at the counter and in interview rooms informing appropriate customers about the option of mediation and its availability within the building.
- The mediation team operate a walk-in service for applicants where registration for mediation can take place.
- A cue card has been developed which outlines the benefits of mediation to the customer.
- If a couple engage in mediation and agree terms of consent, the mediation team will e-mail the details to the court office staff outlining the applications that have been dealt with in the mediation agreement (e.g. access, maintenance etc.) The Dolphin House court staff will then process the paperwork.
- Where agreement is reached before 3:00pm, the application is put before the court on that day on an ex-parte basis. This allows the couple to leave with a Court order on the date of agreement.

Mediation is available in civil and family law cases and the Courts Service website, www.courts.ie provides information on the mediation services available to users. Both the Civil Law and Family Law pages include links and contact details for the appropriate mediation service. Section 14 of the Mediation Act 2017 requires practicing solicitors to advise clients to consider mediation as an alternative to court proceedings. Where court proceedings are instituted on behalf of a client, the application must be accompanied by a statutory declaration made by the solicitor confirming that these obligations have been discharged in relation to the client and the proceedings to which the declaration relates. If the declaration is not submitted, the court will adjourn the proceedings until the solicitor complies with the requirements. Section 15 of the Act makes provision for similar obligations in relation to practising barristers.

Number of notaries in 2023

Notaries	Absolute Number	Per 100 000 inhabitants	
	Ireland	Ireland	EU Median
Total	388	7,3	7,3
1.Private professionals	NAP	NAP	NA
2.Holders of public offices appointed by the State	388	7,3	7,5
3.Civil servants	NAP	NAP	1,6
4.Other	NAP	NAP	10,8

In 2023, there are 388 notaries which represents 7,3 notaries per 100 000 inhabitants.

7. ICT tools of courts in Ireland (2023 data)

The ICT questions

The answers to the ICT questions in 2023 can be summarised to:

Writing assistance tools

Deployment rate
Usage rate

Civil and/or commercial	Administrative	Criminal
50-75 %	50-75 %	50-75 %
50-75 %	50-75 %	50-75 %

Features of the writing assistance tools

Templates
Automatically generated text
Automatically suggested decision
Speech-to-text
Electronic signature
Other special functionality

Civil and/or commercial	Administrative	Criminal
Yes	NA	Yes
No	NA	No
No	NA	No
No	NA	No
No	NA	No
No	NA	No

Recording of court hearings

Deployment rate
Usage rate

Civil and/or commercial	Administrative	Criminal
95-100 %	95-100 %	95-100 %
95-100 %	95-100 %	95-100 %

Features of the recording of court hearings

Audio recording
Video recording
Systematic recording for all hearings
Automatically indexed recording
Automatic transcript from recording
Possibility to request a copy of the recording
Other special functionality

Civil and/or commercial	Administrative	Criminal
Yes	NA	Yes
No	NA	No
No	NA	No
No	NA	No
No	NA	No
Yes	NA	Yes
No	NA	No

Comments on writing assistance tools

Approximately half of the case types and scenarios are supported in practice by templates as an order writing assistance – and where they are available, they are used 100% (roughly) of the time. Close to half of the jurisdictions do not support templates at all (or didn't at the point of filling out the survey).

**8. Systems for measuring and evaluating the performance of courts and public prosecution services in Ireland
(2023 data)**

In Ireland, quality standards are not detemined for the judicial system at the national level.

It is worth mentioning that following on from the Commission on the Future of Policing in Ireland Report in 2021, and the subsequent work of the High Level Review Group, the establishment of a Quality Assurance Unit, within the ODPP, was agreed in 2023. It is anticipated that this Unit will be formally established in September 2024.

Systems for measuring and evaluating courts' performance

A regular monitoring system of court activities is in place concerning:

Number of incoming cases	✓	Satisfaction of users (regarding the services delivered by the courts)	✓
Length of proceedings (timeframes)	✓	Costs of the judicial procedures	✗
Number of resolved cases	✓	Number of appeals	✓
Number of pending cases	✓	Appeal ratio	✗
Backlogs	✓	Clearance rate	✓
Productivity of judges and court staff	✗	Disposition time	✗
Satisfaction of court staff	✓	Other	✓

The missing activities above are not routinely measured, but this does not imply that it is not possible to measure them.

- Productivity is measured in multiple ways, including via performance management processes.
- The Appeal ratio can be calculated if and when required.
- While Disposition Time is not used as such, waiting times and durations of proceedings are routinely captured and provide a good proxy.

Quantitative performance targets do not exist for judges. ✗

Without disciplinary procedure		With disciplinary procedure	
Warning by court's president	NAP	Warning by court's president	NAP
Temporary salary reduction	NAP	Temporary salary reduction	NAP
Reflected in the individual assessment	NAP	Reflected in the individual assessment	NAP
Other	NAP	Other	NAP

Systems for measuring and evaluating public prosecution services' performance

A regular monitoring system of public prosecution services activities is in place concerning:

Number of incoming cases	✓	Satisfaction of users (regarding the services delivered by the public prosecution)	✗
Length of proceedings (timeframes)	✓	Costs of the judicial procedures	✓
Number of resolved cases	✓	Clearance rate	✗
Number of pending cases	✓	Disposition time	✗
Backlogs	✗	Percentage of convictions and acquittals	✓
Productivity of prosecutors and prosecution staff	✓	Other	✗
Satisfaction of prosecution staff	✗		

Information is published in Part 2 and Appendix 3 of ODPP Annual Report 2022 (<https://www.dppireland.ie/app/uploads/2024/05/AR-2022-eng-copy.pdf>)

In Ireland, there is a system to regularly evaluate the activity of each public prosecutor qualitatively but not quantitatively.

Quantitative performance targets do not exist for public prosecutors. ✗

Without disciplinary procedure

Warning by head of prosecution	NAP
Temporary salary reduction	NAP
Reflected in the individual assessment	NAP
Other	NAP

With disciplinary procedure

Warning by head of prosecution	NAP
Temporary salary reduction	NAP
Reflected in the individual assessment	NAP
Other	NAP

Unit Heads assign a number of files to each Prosecutor depending on ability or grade. The targets for the Office are ultimately greatly impacted by external factors like the amount of investigation files that are submitted to the office, the availability of court dates to process cases and the fact that the size and complexity of files varies. A Prosecutor's ability to progress their caseload is very much impacted by these factors so within this Office the term "targets" is not used.

Ireland

(2013-2023) data tables

Question	2013	2014	2015	2016	2017	2018	2019	2020	2021	2022	2023	Variations for quantitative questions	
												2013-2023	2022-2023
Table General Data: Economic and demographic data, in absolute values (Q1, Q3, Q5)													
Q1 Number of inhabitants	4 602 029	4 625 885	4 664 156	4 673 700	4 792 500	4 857 000	4 921 500	4 977 400	5 123 536	5 149 139	5 343 805	16,1%	3,8%
Q.3 GDP Per capita (in €) in current prices	38 055	41 011	55 187	58 961	61 369	66 716	72 346	74 912	85 061	99 267	96 553	153,7%	-2,7%
Q5. Exchange rate of Nat currency to € on 1 Jan	NAP	NAP	NAP	NAP	NAP	NAP	NAP	NAP	NAP	NAP	NAP	-	-
Indicator 1: Systems for measuring and evaluating the performance of courts and prosecution services													
(Q66, Q67, Q77, Q78, Q77-1, Q78-1, Q73, Q73-0, Q73-1, Q73-2, Q73-3, Q73-4, Q73-5, Q73-6, Q70, Q70-1, Q71, Q72, Q83-2, Q83-3, Q120 and Q120-1)													
66 Qlty standards formulated_jud system	No	No	No	False	False	False	False	False	False	False	False	False	
67 Specialised court staff entrusted_qlty standards	No	No	No	False	False	False	False	False	False	False	False	False	
070.1.1 number of incoming cases	Yes	Yes	Yes	True	True	True	True	True	True	True	True	True	
070.1.2 length of proceedings (timeframes)	No	Yes	Yes	True	True	True	True	True	True	True	True	True	
070.1.3 number of resolved cases	Yes	Yes	Yes	True	True	False	False	False	False	False	True	True	
070.1.4 number of pending cases							False	False	False	False	False	True	
070.1.5 backlogs							False	False	False	False	True	True	
070.1.6 productivity of judges and court staff							False	False	False	False	False	False	
070.1.7 satisfaction of court staff							False	False	False	False	True	True	
070.1.8 satisfaction of users (regarding the services delivered by the courts)							False	False	False	False	True	True	
070.1.9 costs of the judicial procedures							False	False	False	False	False	False	
070.1.10 number of appeals							False	False	False	False	True	True	
070.1.11 appeal ratio							False	False	False	False	False	False	
070.1.12 clearance rate							False	False	False	False	False	True	
070-1.1.1 Number of incoming cases										True	True	True	
070-1.1.2 Length of proceedings (timeframes)										True	True	True	
070-1.1.3 Number of resolved cases										True	True	True	
070-1.1.4 Number of pending cases										True	True	True	
070-1.1.5 Backlogs										False	False	False	
070-1.1.6 Productivity of prosecutors and prosecution staff										True	True	True	
070-1.1.7 Satisfaction of prosecution staff										False	False	False	
070-1.1.8 Satisfaction of users (regarding the services delivered by the public prosecution)										False	False	False	
070-1.1.9 Costs of the judicial procedures										True	True	True	
070-1.1.10 Clearance rate										False	False	False	
070-1.1.11 Disposition time										False	False	False	
070-1.1.12 Percentage of convictions and acquittals										True	True	True	
070-1.1.13 Other										False	False	False	
071.1.1 Monitoring backlogs in Civil law cases										False	False	False	
071.1.2 Monitoring backlogs in Criminal law cases										False	False	False	
071.1.3 Monitoring backlogs in Administrative law cases										False	False	False	

Ireland

(2013-2023) data tables

Question	2013	2014	2015	2016	2017	2018	2019	2020	2021	2022	2023	Variations for quantitative questions	
												2013-2023	2022-2023
072.1.1 Monitoring timeframes Within the courts									False	False	True		
072.1.2 Monitoring timeframes Within the public prosecution services									False	False	False		
083-2.1.1 Quantitative performance tagets defined for each prosecutors									True	False	False		
083-3.1.1 Body responsible - Executive power (for example the Ministry of Justice)									False	NAP	NAP		
083-3.1.2 Body responsible - Prosecutor General /State public prosecutor									True	NAP	NAP		
083-3.1.3 Body responsible - Public Prosecutorial Council									False	NAP	NAP		
083-3.1.4 Body responsible - Head of the organisational unit or hierarchically superior public prosecutor									True	NAP	NAP		
083-3.1.5 Body responsible - Other									False	NAP	NAP		
120.1.1 Qualitative individual assessment of the public prosecutors' work									-	-	-		
120-1.1.1 Feequency - Annual									True	False	False		
120-1.1.2 Feequency - Less frequent									False	False	False		
120-1.1.3 Feequency - More frequent									False	True	True		
Indicator 2: The judicial organisation													
(Q42, Q43 and Q44)													
Q42.1.1Total number of all courts - legal entities									8	8	7	-	-12,5%
Q42.1.2 Total number of courts of general jurisdiction - legal entities									6	6	5	-	-16,7%
Q42.1.3 First instance courts of general jurisdiction - legal entities	3	3	3	3	3	3	3	3	3	3	3	0,0%	0,0%
Q42.1.4 Second instance courts of general jurisdiction - legal entities									2	2	1	-	-50,0%
Q42.1.5 Highest instance courts of general jurisdiction - legal entities									1	1	1	-	0,0%
Q42.1.6 Total number of specialised courts - legal entities									2	2	2	-	0,0%
43.1.1 Total number of specialised courts of first instance	1	1	1	2	2	2	2	2	2	2	2	100,0%	0,0%
43.1.2 Commercial courts (excluded insolvency courts)	NAP	NAP	NAP	NAP	NAP	NAP	NAP	NAP	NAP	NAP	NAP	-	-
43.1.3 Insolvency courts	NAP	NAP	NAP	NAP	NAP	NAP	NAP	NAP	NAP	NAP	NAP	-	-

Ireland

(2013-2023) data tables

Question	2013	2014	2015	2016	2017	2018	2019	2020	2021	2022	2023	Variations for quantitative questions	
												2013-2023	2022-2023
43.1.4 Labour courts	NAP	NAP	NAP	NAP	NAP	NAP	NAP	NAP	NAP	NAP	NAP	-	-
43.1.5 Family courts	NAP	NAP	NAP	NAP	NAP	NAP	NAP	NAP	NAP	NAP	NAP	-	-
43.1.6 Rent and tenancies courts	NAP	NAP	NAP	NAP	NAP	NAP	NAP	NAP	NAP	NAP	NAP	-	-
43.1.7 Enforcement of criminal sanctions courts	NAP	NAP	NAP	NAP	NAP	NAP	NAP	NAP	NAP	NAP	NAP	-	-
43.1.8 Fight against terrorism, organised crime and corruption	NAP	NAP	NAP	2	2	2	2	2	2	2	2	-	0,0%
43.1.9 Internet related disputes	NAP	NAP	NAP	NAP	NAP	NAP	NAP	NAP	NAP	NAP	NAP	-	-
43.1.10 Administrative courts	NAP	NAP	NAP	NAP	NAP	NAP	NAP	NAP	NAP	NAP	NAP	-	-
43.1.11 Insurance and / or social welfare courts	NAP	NAP	NAP	NAP	NAP	NAP	NAP	NAP	NAP	NAP	NAP	-	-
43.1.12 Military courts	NAP	NAP	NAP	NAP	NAP	NAP	NAP	NAP	NAP	NAP	NAP	-	-
43.1.13 Juvenile courts									NAP	NAP	NAP	-	-
43.1.14 Other specialised courts	1	1	1	NAP	NAP	NAP	NAP	NAP	NAP	NAP	NAP	-	-
43.2.1 Total number of specialised courts of higher instances									NAP	NAP	NAP	-	-
43.2.2 Commercial courts (excluded insolvency courts)									NAP	NAP	NAP	-	-
43.2.3 Insolvency courts									NAP	NAP	NAP	-	-
43.2.4 Labour courts									NAP	NAP	NAP	-	-
43.2.5 Family courts									NAP	NAP	NAP	-	-
43.2.6 Rent and tenancies courts									NAP	NAP	NAP	-	-
43.2.7 Enforcement of criminal sanctions courts									NAP	NAP	NAP	-	-
43.2.8 Fight against terrorism, organised crime and corruption									NAP	NAP	NAP	-	-
43.2.9 Internet related disputes									NAP	NAP	NAP	-	-
43.2.10 Administrative courts									NAP	NAP	NAP	-	-
43.2.11 Insurance and / or social welfare courts									NAP	NAP	NAP	-	-
43.2.12 Military courts									NAP	NAP	NAP	-	-

Ireland

(2013-2023) data tables

Question	2013	2014	2015	2016	2017	2018	2019	2020	2021	2022	2023	Variations for quantitative questions	
												2013-2023	2022-2023
43.2.13 Juvenile courts									NAP	NAP	NAP	-	-
43.2.14 Other specialised courts									NAP	NAP	NAP	-	-
44.1.1 First instance courts geographic locations									153	153	152	-	-0,7%
44.1.2 All courts geographic locations	100	94	94	95	95	95	95	156	156	156	155	55,0%	-0,6%

Indicator 3: The performance of courts at all stages of the proceedings													
First instance other than criminal cases (Q91)													
91.1.1 1st inst courts_Pending cases on 1 Jan. Total of other than criminal law cases (1+2+3+4)	NA	NA	NA	NA	NA	NA	NA	NA	NA	NA	NA	-	-
91.1.2 1st inst courts_Pending cases on 1 Jan. Civil (and commercial) litigious cases	NA	NA	NA	NA	NA	NA	NA	NA	NA	NA	NA	-	-
91.1.3 1st inst courts_Pending cases on 1 Jan. Non litigious cases (2.1+2.2+2.3)			NA	NA	NA	NA	NA	NA	NA	NA	NA	-	-
91.1.4 1st inst courts_Pending cases on 1 Jan. General civil (and commercial) non-litigious cases	NA	NA	NA	NA	NA	NA	NA	NA	NA	NA	NA	-	-
91.1.5 1st inst courts_Pending cases on 1 Jan. Registry cases (2.2.1+2.2.2+2.2.3)			NAP	NAP	NAP	NAP	NAP	NAP	NAP	NAP	NAP	-	-
91.1.6 1st inst courts_Pending cases on 1 Jan. Non litigious land registry cases	NAP	NAP	NAP	NAP	NAP	NAP	NAP	NAP	NAP	NAP	NAP	-	-
91.1.7 1st inst courts_Pending cases on 1 Jan. Non-litigious business registry cases	NAP	NAP	NAP	NAP	NAP	NAP	NAP	NAP	NAP	NAP	NAP	-	-
91.1.8 1st inst courts_Pending cases on 1 Jan. Other registry cases			NAP	NAP	NAP	NAP	NAP	NAP	NAP	NAP	NAP	-	-
91.1.9 1st inst courts_Pending cases on 1 Jan. Other non-litigious cases			NAP	NAP	NAP	NAP	NAP	NAP	NAP	NAP	NAP	-	-
91.1.10 1st inst courts_Pending cases on 1 Jan. Administrative law cases	NAP	NAP	NAP	NAP	NAP	NAP	NAP	NA	NA	NA	NA	-	-
91.1.11 1st inst courts_Pending cases on 1 Jan. Other cases (e.g. insolvency registry cases)	NA	NA	NA	NA	NA	NA	NA	NAP	NAP	NAP	NAP	-	-
91.2.1 1st inst courts_Incoming cases_Total of other than criminal law cases (1+2+3+4)	NA	250 402	245 462	233 058	225 215	223 906	230 240	179 219	138 451	183 615	199 589	-	8,7%
91.2.2 1st inst courts_Incoming cases_Civil (and commercial) litigious cases	195 299	143 993	138 540	127 395	128 820	131 159	135 208	132 705	107 330	102 921	113 457	-41,9%	10,2%
91.2.3 1st inst courts_Incoming cases_Non litigious cases (2.1+2.2+2.3)			105 623	104 848	95 363	91 655	93 740	46 514	31 121	80 694	86 132	-	6,7%
91.2.4 1st inst courts_Incoming cases_General civil (and commercial) non-litigious cases	NA	105 215	105 623	104 848	95 363	91 655	93 740	46 514	31 121	80 694	86 132	-	6,7%
91.2.5 1st inst courts_Incoming cases_Registry cases (2.2.1+2.2.2+2.2.3)			NAP	NAP	NAP	NAP	NAP	NAP	NAP	NAP	NAP	-	-
91.2.6 1st inst courts_Incoming cases_Non litigious land registry cases	NAP	NAP	NAP	NAP	NAP	NAP	NAP	NAP	NAP	NAP	NAP	-	-

Ireland

(2013-2023) data tables

Question	2013	2014	2015	2016	2017	2018	2019	2020	2021	2022	2023	Variations for quantitative questions	
												2013-2023	2022-2023
91.2.7 1st inst courts_Incoming cases_Non-litigious business registry cases	NAP	NAP	NAP	NAP	NAP	NAP	NAP	NAP	NAP	NAP	NAP	-	-
91.2.8 1st inst courts_Incoming cases_Other registry cases			NAP	NAP	NAP	NAP	NAP	NAP	NAP	NAP	NAP	-	-
91.2.9 1st inst courts_Incoming cases_Other non-litigious cases			NAP	NAP	NAP	NAP	NAP	NAP	NAP	NAP	NAP	-	-
91.2.10 1st inst courts_Incoming cases_Administrative law cases	NAP	NAP	NAP	NAP	NAP	NAP	NAP	NA	NA	NA	NA	-	-
91.2.11 1st inst courts_Incoming cases_Other cases (e.g. insolvency registry cases)	NA	1 194	1 299	815	1 032	1 092	1 292	NAP	NAP	NAP	NAP	-	-
91.3.1 1st inst courts_Resolved cases_Total of other than criminal law cases (1+2+3+4)	NA	182 409	187 987	177 247	183 793	175 913	173 602	100 002	104 396	153 977	161 406	-	4,8%
91.3.2 1st inst courts_Resolved cases_Civil (and commercial) litigious cases	NA	80 027	87 505	75 463	93 729	82 744	85 193	68 301	76 841	72 937	81 902	-	12,3%
91.3.3 1st inst courts_Resolved cases_Non litigious cases (2.1+2.2+2.3)			99 183	100 969	89 032	92 077	87 117	31 701	28 095	81 040	79 504	-	-1,9%
91.3.4 1st inst courts_Resolved cases_General civil (and commercial) non-litigious cases	120 010	101 188	99 183	100 969	89 032	92 077	87 117	31 701	28 095	81 040	79 504	-33,8%	-1,9%
91.3.5 1st inst courts_Resolved cases_Registry cases (2.2.1+2.2.2+2.2.3)			NAP	NAP	NAP	NAP	NAP	NAP	NAP	NAP	NAP	-	-
91.3.6 1st inst courts_Resolved cases_Non litigious land registry cases	NAP	NAP	NAP	NAP	NAP	NAP	NAP	NAP	NAP	NAP	NAP	-	-
91.3.7 1st inst courts_Resolved cases_Non-litigious business registry cases	NAP	NAP	NAP	NAP	NAP	NAP	NAP	NAP	NAP	NAP	NAP	-	-
91.3.8 1st inst courts_Resolved cases_Other registry cases			NAP	NAP	NAP	NAP	NAP	NAP	NAP	NAP	NAP	-	-
91.3.9 1st inst courts_Resolved cases_Other non-litigious cases			NAP	NAP	NAP	NAP	NAP	NAP	NAP	NAP	NAP	-	-
91.3.10 1st inst courts_Resolved cases_Administrative law cases	NAP	NAP	NAP	NAP	NAP	NAP	NAP	NA	NA	NA	NA	-	-
91.3.11 1st inst courts_Resolved cases_Other cases (e.g. insolvency registry cases)	35	1 194	1 299	815	1 032	1 092	1 292	NAP	NAP	NAP	NAP	-	-
91.4.1 1st inst courts_Pending cases on 31 Dec. Total of other than criminal law cases (1+2+3+4)	NA	NA	NA	NA	NA	NA	NA	NA	NA	NA	NA	-	-
91.4.2 1st inst courts_Pending cases on 31 Dec. Civil (and commercial) litigious cases	NA	NA	NA	NA	NA	NA	NA	NA	NA	NA	NA	-	-
91.4.3 1st inst courts_Pending cases on 31 Dec. Non litigious cases (2.1+2.2+2.3)			NA	NA	NA	NA	NA	NA	NA	NA	NA	-	-
91.4.4 1st inst courts_Pending cases on 31 Dec. General civil (and commercial) non-litigious cases	NA	NA	NA	NA	NA	NA	NA	NA	NA	NA	NA	-	-
91.4.5 1st inst courts_Pending cases on 31 Dec. Registry cases (2.2.1+2.2.2+2.2.3)			NAP	NAP	NAP	NAP	NAP	NAP	NAP	NAP	NAP	-	-
91.4.6 1st inst courts_Pending cases on 31 Dec. Non litigious land registry cases	NAP	NAP	NAP	NAP	NAP	NAP	NAP	NAP	NAP	NAP	NAP	-	-
91.4.7 1st inst courts_Pending cases on 31 Dec. Non-litigious business registry cases	NAP	NAP	NAP	NAP	NAP	NAP	NAP	NAP	NAP	NAP	NAP	-	-

Ireland

(2013-2023) data tables

Question	2013	2014	2015	2016	2017	2018	2019	2020	2021	2022	2023	Variations for quantitative questions	
												2013-2023	2022-2023
91.4.8 1st inst courts_Pending cases on 31 Dec. Other registry cases			NAP	NAP	NAP	NAP	NAP	NAP	NAP	NAP	NAP	-	-
91.4.9 1st inst courts_Pending cases on 31 Dec. Other non-litigious cases			NAP	NAP	NAP	NAP	NAP	NAP	NAP	NAP	NAP	-	-
91.4.10 1st inst courts_Pending cases on 31 Dec. Administrative law cases	NAP	NAP	NAP	NAP	NAP	NAP	NAP	NA	NA	NA	NA	-	-
91.4.11 1st inst courts_Pending cases on 31 Dec. Other cases (e.g. insolvency registry cases)	NA	NA	NA	NA	NA	NA	NA	NAP	NAP	NAP	NAP	-	-
Clearance rate and Disposition time for first instance other than criminal cases (Q91)													
CR Total of other than criminal law cases	NA	72,8%	76,6%	76,1%	81,6%	78,6%	75,4%	55,8%	75,4%	83,9%	80,9%	-	(2,99)
CR Civil (and commercial) litigious cases	NA	55,6%	63,2%	59,2%	72,8%	63,1%	63,0%	51,5%	71,6%	70,9%	72,2%	-	1,32
CR Non litigious cases (2.1+2.2+2.3)	-	96,2%	93,9%	96,3%	93,4%	100,5%	92,9%	68,2%	90,3%	100,4%	92,3%	-	(8,12)
CR General civil (and commercial) non-litigious cases	NA	96,2%	93,9%	96,3%	93,4%	100,5%	92,9%	68,2%	90,3%	100,4%	92,3%	-	(8,12)
CR Registry cases (2.2.1+2.2.2+2.2.3)	-	NAP	NAP	NAP	NAP	NAP	NAP	NAP	NAP	NAP	NAP	-	-
CR Non litigious land registry cases	NAP	NAP	NAP	NAP	NAP	NAP	NAP	NAP	NAP	NAP	NAP	-	-
CR Non-litigious business registry cases	NAP	NAP	NAP	NAP	NAP	NAP	NAP	NAP	NAP	NAP	NAP	-	-
CR Other registry cases	-	NAP	NAP	NAP	NAP	NAP	NAP	NAP	NAP	NAP	NAP	-	-
CR Other non-litigious cases	-	NAP	NAP	NAP	NAP	NAP	NAP	NAP	NAP	NAP	NAP	-	-
CR Administrative law cases	NAP	NAP	NAP	NAP	NAP	NAP	NAP	NA	NA	NA	NA	-	-
CR Other cases (e.g. insolvency registry cases)	NA	100,0%	100,0%	100,0%	100,0%	100,0%	100,0%	NAP	NAP	NAP	NAP	-	-
DT Total of other than criminal law cases	NA	NA	NA	NA	NA	NA	NA	NA	NA	NA	NA	-	-
DT Civil (and commercial) litigious cases	NA	NA	NA	NA	NA	NA	NA	NA	NA	NA	NA	-	-
DT Non litigious cases (2.1+2.2+2.3)	-	NA	NA	NA	NA	NA	NA	NA	NA	NA	NA	-	-
DT General civil (and commercial) non-litigious cases	NA	NA	NA	NA	NA	NA	NA	NA	NA	NA	NA	-	-
DT Registry cases (2.2.1+2.2.2+2.2.3)	-	NAP	NAP	NAP	NAP	NAP	NAP	NAP	NAP	NAP	NAP	-	-
DT Non litigious land registry cases	NAP	NAP	NAP	NAP	NAP	NAP	NAP	NAP	NAP	NAP	NAP	-	-
DT Non-litigious business registry cases	NAP	NAP	NAP	NAP	NAP	NAP	NAP	NAP	NAP	NAP	NAP	-	-

Ireland

(2013-2023) data tables

Question	2013	2014	2015	2016	2017	2018	2019	2020	2021	2022	2023	Variations for quantitative questions	
												2013-2023	2022-2023
DT Other registry cases	-	NAP	NAP	NAP	NAP	NAP	NAP	NAP	NAP	NAP	NAP	-	-
DT Other non-litigious cases	-	NAP	NAP	NAP	NAP	NAP	NAP	NAP	NAP	NAP	NAP	-	-
DT Administrative law cases	NAP	NAP	NAP	NAP	NAP	NAP	NAP	NA	NA	NA	NA	-	-
DT Other cases (e.g. insolvency registry cases)	NA	NA	NA	NA	NA	NA	NA	NAP	NAP	NAP	NAP	-	-
Second instance other than criminal cases (Q97)													
97.1.1 2nd inst courts_Pending cases on 1 Jan. Total of other than criminal law cases (1+2+3+4)				NA	NA	NA	NA	NA	NA	NA	NA	-	-
97.1.2 2nd inst courts_Pending cases on 1 Jan. Civil (and commercial) litigious cases				NA	NA	NA	NA	NA	NA	NA	NA	-	-
97.1.3 2nd inst courts_Pending cases on 1 Jan. Non litigious cases (2.1+2.2+2.3)				NAP	NAP	NAP	NAP	NAP	NAP	NAP	NAP	-	-
97.1.4 2nd inst courts_Pending cases on 1 Jan. General civil (and commercial) non-litigious cases				NAP	NAP	NAP	NAP	NAP	NAP	NAP	NAP	-	-
97.1.5 2nd inst courts_Pending cases on 1 Jan. Registry cases (2.2.1+2.2.2+2.2.3)				NAP	NAP	NAP	NAP	NAP	NAP	NAP	NAP	-	-
97.1.6 2nd inst courts_Pending cases on 1 Jan. Non litigious land registry cases				NAP	NAP	NAP	NAP	NAP	NAP	NAP	NAP	-	-
97.1.7 2nd inst courts_Pending cases on 1 Jan. Non-litigious business registry cases				NAP	NAP	NAP	NAP	NAP	NAP	NAP	NAP	-	-
97.1.8 2nd inst courts_Pending cases on 1 Jan. Other registry cases				NAP	NAP	NAP	NAP	NAP	NAP	NAP	NAP	-	-
97.1.9 2nd inst courts_Pending cases on 1 Jan. Other non-litigious cases				NAP	NAP	NAP	NAP	NAP	NAP	NAP	NAP	-	-
97.1.10 2nd inst courts_Pending cases on 1 Jan. Administrative law cases				NAP	NAP	NAP	NAP	NA	NA	NA	NA	-	-
97.1.11 2nd inst courts_Pending cases on 1 Jan. Other cases				NAP	NAP	NAP	NAP	NAP	NAP	NAP	NAP	-	-
97.2.1 2nd inst courts_Incoming cases_Total of other than criminal law cases (1+2+3+4)				2 679	2 673	2 827	2 685	1 403	1 416	1 337	1 741	-	30,2%
97.2.2 2nd inst courts_Incoming cases_Civil (and commercial) litigious cases				2 679	2 673	2 827	2 685	1 403	1 416	1 337	1 741	-	30,2%
97.2.3 2nd inst courts_Incoming cases_Non litigious cases (2.1+2.2+2.3)				NAP	NAP	NAP	NAP	NAP	NAP	NAP	NAP	-	-
97.2.4 2nd inst courts_Incoming cases_General civil (and commercial) non-litigious cases				NAP	NAP	NAP	NAP	NAP	NAP	NAP	NAP	-	-
97.2.5 2nd inst courts_Incoming cases_Registry cases (2.2.1+2.2.2+2.2.3)				NAP	NAP	NAP	NAP	NAP	NAP	NAP	NAP	-	-
97.2.6 2nd inst courts_Incoming cases_Non litigious land registry cases				NAP	NAP	NAP	NAP	NAP	NAP	NAP	NAP	-	-

Ireland

(2013-2023) data tables

Question	2013	2014	2015	2016	2017	2018	2019	2020	2021	2022	2023	Variations for quantitative questions	
												2013-2023	2022-2023
97.2.7 2nd inst courts_Incoming cases_Non-litigious business registry cases				NAP	NAP	NAP	NAP	NAP	NAP	NAP	NAP	-	-
97.2.8 2nd inst courts_Incoming cases_Other registry cases				NAP	NAP	NAP	NAP	NAP	NAP	NAP	NAP	-	-
97.2.9 2nd inst courts_Incoming cases_Other non-litigious cases				NAP	NAP	NAP	NAP	NAP	NAP	NAP	NAP	-	-
97.2.10 2nd inst courts_Incoming cases_Administrative law cases				NAP	NAP	NAP	NAP	NA	NA	NA	NA	-	-
97.2.11 2nd inst courts_Incoming cases_Other cases				NAP	NAP	NAP	NAP	NAP	NAP	NAP	NAP	-	-
97.3.1 2nd inst courts_Resolved cases_Total of other than criminal law cases (1+2+3+4)				2 208	1 755	2 119	2 498	1 468	1 096	1 212	1 479	-	22,0%
97.3.2 2nd inst courts_Resolved cases_Civil (and commercial) litigious cases				2 208	1 755	2 119	2 498	1 468	1 096	1 212	1 479	-	22,0%
97.3.3 2nd inst courts_Resolved cases_Non litigious cases (2.1+2.2+2.3)				NAP	NAP	NAP	NAP	NAP	NAP	NAP	NAP	-	-
97.3.4 2nd inst courts_Resolved cases_General civil (and commercial) non-litigious cases				NAP	NAP	NAP	NAP	NAP	NAP	NAP	NAP	-	-
97.3.5 2nd inst courts_Resolved cases_Registry cases (2.2.1+2.2.2+2.2.3)				NAP	NAP	NAP	NAP	NAP	NAP	NAP	NAP	-	-
97.3.6 2nd inst courts_Resolved cases_Non litigious land registry cases				NAP	NAP	NAP	NAP	NAP	NAP	NAP	NAP	-	-
97.3.7 2nd inst courts_Resolved cases_Non-litigious business registry cases				NAP	NAP	NAP	NAP	NAP	NAP	NAP	NAP	-	-
97.3.8 2nd inst courts_Resolved cases_Other registry cases				NAP	NAP	NAP	NAP	NAP	NAP	NAP	NAP	-	-
97.3.9 2nd inst courts_Resolved cases_Other non-litigious cases				NAP	NAP	NAP	NAP	NAP	NAP	NAP	NAP	-	-
97.3.10 2nd inst courts_Resolved cases_Administrative law cases				NAP	NAP	NAP	NAP	NA	NA	NA	NA	-	-
97.3.11 2nd inst courts_Resolved cases_Other cases				NAP	NAP	NAP	NAP	NAP	NAP	NAP	NAP	-	-
97.4.1 2nd inst courts_Pending cases on 31 Dec. Total of other than criminal law cases (1+2+3+4)				NA	NA	NA	NA	NA	NA	NA	NA	-	-
97.4.2 2nd inst courts_Pending cases on 31 Dec. Civil (and commercial) litigious cases				NA	NA	NA	NA	NA	NA	NA	NA	-	-
97.4.3 2nd inst courts_Pending cases on 31 Dec. Non litigious cases (2.1+2.2+2.3)				NAP	NAP	NAP	NAP	NAP	NAP	NAP	NAP	-	-
97.4.4 2nd inst courts_Pending cases on 31 Dec. General civil (and commercial) non-litigious cases				NAP	NAP	NAP	NAP	NAP	NAP	NAP	NAP	-	-
97.4.5 2nd inst courts_Pending cases on 31 Dec. Registry cases (2.2.1+2.2.2+2.2.3)				NAP	NAP	NAP	NAP	NAP	NAP	NAP	NAP	-	-
97.4.6 2nd inst courts_Pending cases on 31 Dec. Non litigious land registry cases				NAP	NAP	NAP	NAP	NAP	NAP	NAP	NAP	-	-
97.4.7 2nd inst courts_Pending cases on 31 Dec. Non-litigious business registry cases				NAP	NAP	NAP	NAP	NAP	NAP	NAP	NAP	-	-

Ireland

(2013-2023) data tables

Question	2013	2014	2015	2016	2017	2018	2019	2020	2021	2022	2023	Variations for quantitative questions	
												2013-2023	2022-2023
97.4.8 2nd inst courts_Pending cases on 31 Dec. Other registry cases				NAP	NAP	NAP	NAP	NAP	NAP	NAP	NAP	-	-
97.4.9 2nd inst courts_Pending cases on 31 Dec. Other non-litigious cases				NAP	NAP	NAP	NAP	NAP	NAP	NAP	NAP	-	-
97.4.10 2nd inst courts_Pending cases on 31 Dec. Administrative law cases				NAP	NAP	NAP	NAP	NA	NA	NA	NA	-	-
97.4.11 2nd inst courts_Pending cases on 31 Dec. Other cases				NAP	NAP	NAP	NAP	NAP	NAP	NAP	NAP	-	-
97.5.1 2nd inst courts_Pending more than 2 years - Total of other than criminal law cases (1+2+3+4)				NA	NA	NA	NA	NA	NA	NA	NA	-	-
97.5.2 2nd inst courts_Pending more than 2 years - Civil (and commercial) litigious cases				NA	NA	NA	NA	NA	NA	NA	NA	-	-
97.5.10 2nd inst courts_Pending more than 2 years - Administrative law cases				NAP	NAP	NAP	NAP	NA	NA	NA	NAP	-	-
Clearance rate and disposition time for second instance other than criminal law cases (Q97)													
CR Total of other than criminal law cases				82,4%	65,7%	75,0%	93,0%	104,6%	77,4%	90,7%	85,0%	-	(5,70)
CR Civil (and commercial) litigious cases				82,4%	65,7%	75,0%	93,0%	104,6%	77,4%	90,7%	85,0%	-	(5,70)
CR Non litigious cases (2.1+2.2+2.3)				NAP	NAP	NAP	NAP	NAP	NAP	NAP	NAP	-	-
CR General civil (and commercial) non-litigious cases				NAP	NAP	NAP	NAP	NAP	NAP	NAP	NAP	-	-
CR Registry cases (2.2.1+2.2.2+2.2.3)				NAP	NAP	NAP	NAP	NAP	NAP	NAP	NAP	-	-
CR Non litigious land registry cases				NAP	NAP	NAP	NAP	NAP	NAP	NAP	NAP	-	-
CR Non-litigious business registry cases				NAP	NAP	NAP	NAP	NAP	NAP	NAP	NAP	-	-
CR Other registry cases				NAP	NAP	NAP	NAP	NAP	NAP	NAP	NAP	-	-
CR Other non-litigious cases				NAP	NAP	NAP	NAP	NAP	NAP	NAP	NAP	-	-
CR Administrative law cases				NAP	NAP	NAP	NAP	NA	NA	NA	NA	-	-
CR Other cases (e.g. insolvency registry cases)				NAP	NAP	NAP	NAP	NAP	NAP	NAP	NAP	-	-
DT Total of other than criminal law cases				NA	NA	NA	NA	NA	NA	NA	NA	-	-
DT Civil (and commercial) litigious cases				NA	NA	NA	NA	NA	NA	NA	NA	-	-
DT Non litigious cases (2.1+2.2+2.3)				NAP	NAP	NAP	NAP	NAP	NAP	NAP	NAP	-	-
DT General civil (and commercial) non-litigious cases				NAP	NAP	NAP	NAP	NAP	NAP	NAP	NAP	-	-

Ireland

(2013-2023) data tables

Question	2013	2014	2015	2016	2017	2018	2019	2020	2021	2022	2023	Variations for quantitative questions	
												2013-2023	2022-2023
DT Registry cases (2.2.1+2.2.2+2.2.3)				NAP	NAP	NAP	NAP	NAP	NAP	NAP	NAP	-	-
DT Non litigious land registry cases				NAP	NAP	NAP	NAP	NAP	NAP	NAP	NAP	-	-
DT Non-litigious business registry cases				NAP	NAP	NAP	NAP	NAP	NAP	NAP	NAP	-	-
DT Other registry cases				NAP	NAP	NAP	NAP	NAP	NAP	NAP	NAP	-	-
DT Other non-litigious cases				NAP	NAP	NAP	NAP	NAP	NAP	NAP	NAP	-	-
DT Administrative law cases				NAP	NAP	NAP	NAP	NA	NA	NA	NA	-	-
DT Other cases (e.g. insolvency registry cases)				NAP	NAP	NAP	NAP	NAP	NAP	NAP	NAP	-	-
Supreme courts' other than criminal law cases (Q99)													
99.1.1 High inst courts_Pending cases on 1 Jan. Total of other than criminal law cases (1+2+3+4)				334	187	144	181	NA	115	NA	68	-	-
99.1.2 High inst courts_Pending cases on 1 Jan. Civil (and commercial) litigious cases				334	187	144	181	NA	115	NA	68	-	-
99.1.3 High inst courts_Pending cases on 1 Jan. Non litigious cases (2.1+2.2+2.3)				NAP	NAP	NAP	NAP	NAP	NAP	NAP	NAP	-	-
99.1.4 High inst courts_Pending cases on 1 Jan. General civil (and commercial) non-litigious cases				NAP	NAP	NAP	NAP	NAP	NAP	NAP	NAP	-	-
99.1.5 High inst courts_Pending cases on 1 Jan. Registry cases (2.2.1+2.2.2+2.2.3)				NAP	NAP	NAP	NAP	NAP	NAP	NAP	NAP	-	-
99.1.6 High inst courts_Pending cases on 1 Jan. Non litigious land registry cases				NAP	NAP	NAP	NAP	NAP	NAP	NAP	NAP	-	-
99.1.7 High inst courts_Pending cases on 1 Jan. Non-litigious business registry cases				NAP	NAP	NAP	NAP	NAP	NAP	NAP	NAP	-	-
99.1.8 High inst courts_Pending cases on 1 Jan. Other registry cases				NAP	NAP	NAP	NAP	NAP	NAP	NAP	NAP	-	-
99.1.9 High inst courts_Pending cases on 1 Jan. Other non-litigious cases				NAP	NAP	NAP	NAP	NAP	NAP	NAP	NAP	-	-
99.1.10 High inst courts_Pending cases on 1 Jan. Administrative law cases				NAP	NAP	NAP	NAP	NA	NA	NA	NA	-	-
99.1.11 High inst courts_Pending cases on 1 Jan. Other cases (e.g. insolvency registry cases)				NAP	NAP	NAP	NAP	NAP	NAP	NAP	NAP	-	-
99.2.1 High inst courts_Incoming cases_Total of other than criminal law cases (1+2+3+4)				164	190	268	323	138	160	158	175	-	10,8%
99.2.2 High inst courts_Incoming cases_Civil (and commercial) litigious cases				164	190	268	323	138	160	158	175	-	10,8%
99.2.3 High inst courts_Incoming cases_Non litigious cases (2.1+2.2+2.3)				NAP	NAP	NAP	NAP	NAP	NAP	NAP	NAP	-	-
99.2.4 High inst courts_Incoming cases_General civil (and commercial) non-litigious cases				NAP	NAP	NAP	NAP	NAP	NAP	NAP	NAP	-	-

Ireland

(2013-2023) data tables

Question	2013	2014	2015	2016	2017	2018	2019	2020	2021	2022	2023	Variations for quantitative questions	
												2013-2023	2022-2023
99.2.5 High inst courts_Incoming cases_Registry cases (2.2.1+2.2.2+2.2.3)				NAP	NAP	NAP	NAP	NAP	NAP	NAP	NAP	-	-
99.2.6 High inst courts_Incoming cases_Non litigious land registry cases				NAP	NAP	NAP	NAP	NAP	NAP	NAP	NAP	-	-
99.2.7 High inst courts_Incoming cases_Non-litigious business registry cases				NAP	NAP	NAP	NAP	NAP	NAP	NAP	NAP	-	-
99.2.8 High inst courts_Incoming cases_Other registry cases				NAP	NAP	NAP	NAP	NAP	NAP	NAP	NAP	-	-
99.2.9 High inst courts_Incoming cases_Other non-litigious cases				NAP	NAP	NAP	NAP	NAP	NAP	NAP	NAP	-	-
99.2.10 High inst courts_Incoming cases_Administrative law cases				NAP	NAP	NAP	NAP	NA	NA	NA	NA	-	-
99.2.11 High inst courts_Incoming cases_Other cases (e.g. insolvency registry cases)				NAP	NAP	NAP	NAP	NAP	NAP	NAP	NAP	-	-
99.3.1 High inst courts_Resolved cases_Total of other than criminal law cases (1+2+3+4)				311	233	242	343	180	176	185	147	-	-20,5%
99.3.2 High inst courts_Resolved cases_Civil (and commercial) litigious cases				311	233	242	343	180	176	185	147	-	-20,5%
99.3.3 High inst courts_Resolved cases_Non litigious cases (2.1+2.2+2.3)				NAP	NAP	NAP	NAP	NAP	NAP	NAP	NAP	-	-
99.3.4 High inst courts_Resolved cases_General civil (and commercial) non-litigious cases				NAP	NAP	NAP	NAP	NAP	NAP	NAP	NAP	-	-
99.3.5 High inst courts_Resolved cases_Registry cases (2.2.1+2.2.2+2.2.3)				NAP	NAP	NAP	NAP	NAP	NAP	NAP	NAP	-	-
99.3.6 High inst courts_Resolved cases_Non litigious land registry cases				NAP	NAP	NAP	NAP	NAP	NAP	NAP	NAP	-	-
99.3.7 High inst courts_Resolved cases_Non-litigious business registry cases				NAP	NAP	NAP	NAP	NAP	NAP	NAP	NAP	-	-
99.3.8 High inst courts_Resolved cases_Other registry cases				NAP	NAP	NAP	NAP	NAP	NAP	NAP	NAP	-	-
99.3.9 High inst courts_Resolved cases_Other non-litigious cases				NAP	NAP	NAP	NAP	NAP	NAP	NAP	NAP	-	-
99.3.10 High inst courts_Resolved cases_Administrative law cases				NAP	NAP	NAP	NAP	NA	NA	NA	NA	-	-
99.3.11 High inst courts_Resolved cases_Other cases (e.g. insolvency registry cases)				NAP	NAP	NAP	NAP	NAP	NAP	NAP	NAP	-	-
99.4.1 High inst courts_Pending cases on 31 Dec. Total of other than criminal law cases (1+2+3+4)				187	144	182	161	NA	99	72	101	-	40,3%
99.4.2 High inst courts_Pending cases on 31 Dec. Civil (and commercial) litigious cases				187	144	170	161	NA	99	72	101	-	40,3%
99.4.3 High inst courts_Pending cases on 31 Dec. Non litigious cases (2.1+2.2+2.3)				NAP	NAP	NAP	NAP	NAP	NAP	NAP	NAP	-	-
99.4.4 High inst courts_Pending cases on 31 Dec. General civil (and commercial) non-litigious cases				NAP	NAP	NAP	NAP	NAP	NAP	NAP	NAP	-	-
99.4.5 High inst courts_Pending cases on 31 Dec. Registry cases (2.2.1+2.2.2+2.2.3)				NAP	NAP	NAP	NAP	NAP	NAP	NAP	NAP	-	-

Ireland

(2013-2023) data tables

Question	2013	2014	2015	2016	2017	2018	2019	2020	2021	2022	2023	Variations for quantitative questions	
												2013-2023	2022-2023
99.4.6 High inst courts_Pending cases on 31 Dec. Non litigious land registry cases				NAP	NAP	NAP	NAP	NAP	NAP	NAP	NAP	-	-
99.4.7 High inst courts_Pending cases on 31 Dec. Non-litigious business registry cases				NAP	NAP	NAP	NAP	NAP	NAP	NAP	NAP	-	-
99.4.8 High inst courts_Pending cases on 31 Dec. Other registry cases				NAP	NAP	NAP	NAP	NAP	NAP	NAP	NAP	-	-
99.4.9 High inst courts_Pending cases on 31 Dec. Other non-litigious cases				NAP	NAP	NAP	NAP	NAP	NAP	NAP	NAP	-	-
99.4.10 High inst courts_Pending cases on 31 Dec. Administrative law cases				NAP	NAP	NAP	NAP	NA	NA	NA	NA	-	-
99.4.11 High inst courts_Pending cases on 31 Dec. Other cases (e.g. insolvency registry cases)				NAP	NAP	NAP	NAP	NAP	NAP	NAP	NAP	-	-
99.5.1 High inst courts_Pending more than 2 years - Total of other than criminal law cases (1+2+3+4)				NA	NA	NA	NA	NA	NA	NA	NA	-	-
99.5.2 High inst courts_Pending more than 2 years - Civil (and commercial) litigious cases				NA	NA	NA	NA	NA	NA	NA	NA	-	-
99.5.10 High inst courts_Pending more than 2 years - Administrative law cases				NAP	NAP	NAP	NAP	NA	NA	NA	NAP	-	-

Clearance rate and disposition time for Supreme courts' other than criminal law cases (Q97)													
CR Total of other than criminal law cases				189,6%	122,6%	90,3%	106,2%	130,4%	110,0%	117,1%	84,0%	-	(33,09)
CR Civil (and commercial) litigious cases				189,6%	122,6%	90,3%	106,2%	130,4%	110,0%	117,1%	84,0%	-	(33,09)
CR Non litigious cases (2.1+2.2+2.3)				NAP	NAP	NAP	NAP	NAP	NAP	NAP	NAP	-	-
CR General civil (and commercial) non-litigious cases				NAP	NAP	NAP	NAP	NAP	NAP	NAP	NAP	-	-
CR Registry cases (2.2.1+2.2.2+2.2.3)				NAP	NAP	NAP	NAP	NAP	NAP	NAP	NAP	-	-
CR Non litigious land registry cases				NAP	NAP	NAP	NAP	NAP	NAP	NAP	NAP	-	-
CR Non-litigious business registry cases				NAP	NAP	NAP	NAP	NAP	NAP	NAP	NAP	-	-
CR Other registry cases				NAP	NAP	NAP	NAP	NAP	NAP	NAP	NAP	-	-
CR Other non-litigious cases				NAP	NAP	NAP	NAP	NAP	NAP	NAP	NAP	-	-
CR Administrative law cases				NAP	NAP	NAP	NAP	NA	NA	NA	NA	-	-
CR Other cases (e.g. insolvency registry cases)				NAP	NAP	NAP	NAP	NAP	NAP	NAP	NAP	-	-
DT Total of other than criminal law cases				219	226	275	171	NA	205	142	251	-	76,5%
DT Civil (and commercial) litigious cases				219	226	256	171	NA	205	142	251	-	76,5%

Ireland

(2013-2023) data tables

Question	2013	2014	2015	2016	2017	2018	2019	2020	2021	2022	2023	Variations for quantitative questions	
												2013-2023	2022-2023
DT Non litigious cases (2.1+2.2+2.3)				NAP	NAP	NAP	NAP	NAP	NAP	NAP	NAP	-	-
DT General civil (and commercial) non-litigious cases				NAP	NAP	NAP	NAP	NAP	NAP	NAP	NAP	-	-
DT Registry cases (2.2.1+2.2.2+2.2.3)				NAP	NAP	NAP	NAP	NAP	NAP	NAP	NAP	-	-
DT Non litigious land registry cases				NAP	NAP	NAP	NAP	NAP	NAP	NAP	NAP	-	-
DT Non-litigious business registry cases				NAP	NAP	NAP	NAP	NAP	NAP	NAP	NAP	-	-
DT Other registry cases				NAP	NAP	NAP	NAP	NAP	NAP	NAP	NAP	-	-
DT Other non-litigious cases				NAP	NAP	NAP	NAP	NAP	NAP	NAP	NAP	-	-
DT Administrative law cases				NAP	NAP	NAP	NAP	NA	NA	NA	NA	-	-
DT Other cases (e.g. insolvency registry cases)				NAP	NAP	NAP	NAP	NAP	NAP	NAP	NAP	-	-
First instance criminal law cases (Q94)													
094.1.1 Total - pending 1 Jan								NA	NA	NA	NA	-	-
094.1.2 Severe cases - pending 1 Jan								NA	NA	NA	NA	-	-
094.1.3 Misdemeanour cases - pending 1 Jan								NA	NA	NA	NA	-	-
094.1.4 Other - pending 1 Jan								NAP	NAP	NAP	NAP	-	-
094.2.1 Total -incoming								360 576	375 517	360 029	349 283	-	-3,0%
094.2.2 Severe cases - incoming								21 322	22 022	21 204	19 569	-	-7,7%
094.2.3 Misdemeanour cases - incoming								382 455	353 495	338 825	329 714	-	-2,7%
094.2.4 Other - incoming								NAP	NAP	NAP	NAP	-	-
094.3.1 Total - resolved								224 048	283 666	291 164	320 586	-	10,1%
094.3.2 Severe cases -resolved								17 535	19 185	24 242	26 486	-	9,3%
094.3.3 Misdemeanour cases - resolved								194 796	264 481	266 922	294 100	-	10,2%
094.3.4 Other - resolved								NAP	NAP	NAP	NAP	-	-
094.4.1 Total - pending 31 Dec								NA	NA	NA	NA	-	-

Ireland

(2013-2023) data tables

Question	2013	2014	2015	2016	2017	2018	2019	2020	2021	2022	2023	Variations for quantitative questions	
												2013-2023	2022-2023
094.4.2 Severe cases - pending 31 Dec								NA	NA	NA	NA	-	-
094.4.3 Misdemeanour cases - pending 31 Dec								NA	NA	NA	NA	-	-
094.4.4 Other - pending 31 Dec								NAP	NAP	NAP	NAP	-	-
094.5.1 Total - pending more then 2 years								NA	NA	NA	NA	-	-
094.5.2 Severe cases - pending more then 2 years								NA	NA	NA	NA	-	-
094.5.3 Misdemeanour cases - pending more then 2 years								NA	NA	NA	NA	-	-
094.5.4 Other - pending more then 2 years								NAP	NAP	NAP	NAP	-	-
Clearance rate and disposition time for first instance criminal law cases (Q94)													
CR of Total								62%	76%	81%	92%	-	10,9
CR of Severe cases								82%	87%	114%	135%	-	21,0
CR of Misdemeanour cases								51%	75%	79%	89%	-	10,4
CR of Other								NAP	NAP	NAP	NAP	-	-
DT of Total								NA	NA	NA	NA	-	-
DT of Severe cases								NA	NA	NA	NA	-	-
DT of Misdemeanour cases								NA	NA	NA	NA	-	-
DT of Other								NAP	NAP	NAP	NAP	-	-
Second instance criminal law cases (Q98)													
098.1.1 Total - pending 1 Jan								NA	NA	NA	NA	-	-
098.1.2 Severe cases - pending 1 Jan								NA	NA	404	NA	-	-
098.1.3 Misdemeanour cases - pending 1 Jan								NA	NA	NA	NA	-	-
098.1.4 Other - pending 1 Jan								NAP	NAP	NAP	NAP	-	-
098.2.1 Total -incoming								12 215	15 681	17 245	17 773	-	3,1%

Ireland

(2013-2023) data tables

Question	2013	2014	2015	2016	2017	2018	2019	2020	2021	2022	2023	Variations for quantitative questions	
												2013-2023	2022-2023
098.2.2 Severe cases - incoming								1 405	1 391	2 022	2 742	-	35,6%
098.2.3 Misdemeanour cases - incoming								10 810	14 290	15 190	15 031	-	-1,0%
098.2.4 Other - incoming								NAP	NAP	NAP	NAP	-	-
098.3.1 Total - resolved								13 293	15 288	17 751	17 806	-	0,3%
098.3.2 Severe cases -resolved								1 719	1 405	1 872	1 892	-	1,1%
098.3.3 Misdemeanour cases - resolved								11 574	13 883	15 851	15 914	-	0,4%
098.3.4 Other - resolved								NAP	NAP	NAP	NAP	-	-
098.4.1 Total - pending 31 Dec								NA	NA	NA	NA	-	-
098.4.2 Severe cases - pending 31 Dec								NA	NA	NA	NA	-	-
098.4.3 Misdemeanour cases - pending 31 Dec								NA	NA	NA	NA	-	-
098.4.4 Other - pending 31 Dec								NAP	NAP	NAP	NAP	-	-
098.5.1 Total - pending more then 2 years								NA	NA	NA	NA	-	-
098.5.2 Severe cases - pending more then 2 years								NA	NA	NA	NA	-	-
098.5.3 Misdemeanour cases - pending more then 2 years								NA	NA	NA	NA	-	-
098.5.4 Other - pending more then 2 years								NA	NA	NA	NAP	-	-
Clearance rate and disposition time for second instance criminal law cases (Q98)													
CR of Total								108,8%	97,5%	102,9%	100,2%	-	(2,67)
CR o2 Severe cases								122,3%	101,0%	92,6%	69,0%	-	(25,47)
CR of Misdemeanour cases								107,1%	97,2%	104,4%	105,9%	-	1,46
CR of Other								NAP	NAP	NAP	NAP	-	-
DT of Total								NA	NA	NA	NA	-	-
DT of Severe cases								NA	NA	NA	NA	-	-
DT of Misdemeanour cases								NA	NA	NA	NA	-	-

Ireland

(2013-2023) data tables

Question	2013	2014	2015	2016	2017	2018	2019	2020	2021	2022	2023	Variations for quantitative questions	
												2013-2023	2022-2023
DT of Other								NAP	NAP	NAP	NAP	-	-
Supreme courts' criminal law cases (Q100)													
100.1.1 Total - pending 1 Jan								25	26	16	15	-	-6,3%
100.1.2 Severe cases - pending 1 Jan								25	26	16	15	-	-6,3%
100.1.3 Misdemeanour cases - pending 1 Jan								NAP	NAP	NAP	NAP	-	-
100.1.4 Other - pending 1 Jan								NAP	NAP	NAP	NAP	-	-
100.2.1 Total -incoming								33	35	33	41	-	24,2%
100.2.2 Severe cases - incoming								33	35	33	41	-	24,2%
100.2.3 Misdemeanour cases - incoming								NAP	NAP	NAP	NAP	-	-
100.2.4 Other - incoming								NAP	NAP	NAP	NAP	-	-
100.3.1 Total - resolved								34	46	28	45	-	60,7%
100.3.2 Severe cases -resolved								34	46	28	45	-	60,7%
100.3.3 Misdemeanour cases - resolved								NAP	NAP	NAP	NAP	-	-
100.3.4 Other - resolved								NAP	NAP	NAP	NAP	-	-
100.4.1 Total - pending 31 Dec								24	15	21	16	-	-23,8%
100.4.2 Severe cases - pending 31 Dec								24	15	21	16	-	-23,8%
100.4.3 Misdemeanour cases - pending 31 Dec								NAP	NAP	NAP	NAP	-	-
100.4.4 Other - pending 31 Dec								NAP	NAP	NAP	NAP	-	-
100.5.1 Total - pending more then 2 years								NA	NA	NA	NA	-	-
100.5.2 Severe cases - pending more then 2 years								NA	NA	NA	NA	-	-
100.5.3 Misdemeanour cases - pending more then 2 years								NAP	NAP	NAP	NAP	-	-
100.5.4 Other - pending more then 2 years								NAP	NAP	NAP	NAP	-	-
Clearance rate and disposition time for supreme courts' criminal law cases (Q100)													

Ireland

(2013-2023) data tables

Question	2013	2014	2015	2016	2017	2018	2019	2020	2021	2022	2023	Variations for quantitative questions	
												2013-2023	2022-2023
CR of Total								103,0%	131,4%	84,8%	109,8%	-	24,91
CR of Severe cases								103,0%	131,4%	84,8%	109,8%	-	24,91
CR of Misdemeanour cases								NAP	NAP	NAP	NAP	-	-
CR of Other								NAP	NAP	NAP	NAP	-	-
DT of Total								258	119	274	130	-	-52,6%
DT of Severe cases								258	119	274	130	-	-52,6%
DT of Misdemeanour cases								NAP	NAP	NAP	NAP	-	-
DT of Other								NAP	NAP	NAP	NAP	-	-
Indicator 4: Public prosecution services													
(Q107, Q107-1, Q109)													
1. Pending cases on 1 Jan. ref. year								NA	NA	NA	NA	-	-
2. Incoming/received cases								12 602	12 573	11 390	11 184	-	-1,8%
3. Processed cases (3.1 + 3.2 + 3.3 + 3.4)								NA	NA	NA	NA	-	-
3.1. Discontinued during the reference year (3.1.1+3.1.2+3.1.3+3.1.4.)								4 178	4 382	3 573	3 529	-	-1,2%
3.1.1 Discontinued by the public prosecutor because the offender could not be identified								131	87	57	39	-	-31,6%
3.1.2 Discontinued by the public prosecutor due to the lack of an established offence or a specific legal situation								NA	NA	NA	NA	-	-
3.1.3 Discontinued by the public prosecutor for reasons of opportunity								NA	NA	NA	NA	-	-
3.1.4 Discontinued for other reasons								4 047	4 295	3 516	NA	-	-
3.2. Concluded by a penalty or a measure imposed or negotiated by the public prosecutor								NA	NA	NA	NA	-	-
3.3. Cases brought to court								NA	NA	NA	NA	-	-
4. Pending cases on 31 Dec. ref. year								NA	NA	NA	NA	-	-
Public prosecution: Ratio of processed cases with incoming cases								NA	NA	NA	NA	-	-
Public prosecution: Ratio of pending cases with incoming cases								NA	NA	NA	NA	-	-

Ireland

(2013-2023) data tables

Question	2013	2014	2015	2016	2017	2018	2019	2020	2021	2022	2023	Variations for quantitative questions	
												2013-2023	2022-2023
Number of cases concluded with the guilty plea procedure - Total								NA	29 259	NA	NAP	-	-
Number of cases concluded with the guilty plea procedure - Total - Severe criminal cases								NA	10 583	NA	NAP	-	-
Number of cases concluded with the guilty plea procedure - Total - Misdemeanour and / or minor criminal cases								NA	18 676	NA	NAP	-	-
Number of cases concluded with the guilty plea procedure - Before the main trial - Total								NA	NA	NA	NAP	-	-
Number of cases concluded with the guilty plea procedure - Before the main trial - Severe criminal cases								NA	NA	NA	NAP	-	-
Number of cases concluded with the guilty plea procedure - Before the main trial - Misdemeanour and / or minor criminal cases								NA	NA	NA	NAP	-	-
Number of cases concluded with the guilty plea procedure - During the main trial - Total								NA	NA	NA	NAP	-	-
Number of cases concluded with the guilty plea procedure - During the main trial - Severe criminal cases								NA	NA	NA	NAP	-	-
Number of cases concluded with the guilty plea procedure - During the main trial - Misdemeanour and / or minor criminal cases								NA	NA	NA	NAP	-	-
Budget of public prosecution services (Q13)													
Total approved annual public budget allocated to the public prosecution services in €	38 389 000 €	37 813 000 €	37 834 000 €	38 886 000 €	41 094 000 €	43 502 000 €	43 502 000 €	44 813 000 €	44 704 000 €	51 277 000 €	59 818 000 €	55,8%	16,66%
Total implemented annual public budget allocated to the public prosecution services in €	-	37 675 000 €	37 622 987 €	38 626 000 €	40 094 000 €	42 582 000 €	42 582 000 €	44 248 000 €	44 472 000 €	50 047 000 €	58 546 000 €	-	16,98%
Approved annual public budget allocated to training of public prosecution services in € (included in the total)	-	-	-	-	-	314 000 €	314 000 €	213 000 €	207 000 €	213 000 €	213 000 €	-	0,00%
Implemented annual public budget allocated to training of public prosecution services in € (included in the total)	-	-	-	-	-	314 000 €	314 000 €	201 194 €	205 396 €	216 617 €	297 125 €	-	37,17%

Ireland

(2013-2023) data tables

Question	2013	2014	2015	2016	2017	2018	2019	2020	2021	2022	2023	Variations for quantitative questions	
												2013-2023	2022-2023
System for compensating users													
(Q37)													
Number of requests for compensation													
037.1.1 Total								NA	NA	NA	NA		-
037.1.2 Excessive length of proceedings								NA	NA	NA	NA		-
037.1.3 Non-execution of court decisions								NA	NA	NA	NA		-
037.1.4 Wrongful arrest/detention								NA	NA	NA	NA		-
037.1.5 Wrongful conviction								NA	NA	NA	NA		-
037.1.6 Other								NAP	NAP	NAP	NAP		-
Number of compensations granted													
037.2.1 Total								NA	NA	NA	NA		-
037.2.2 Excessive length of proceedings								NA	NA	NA	NA		-
037.2.3 Non-execution of court decisions								NA	NA	NA	NA		-
037.2.4 Wrongful arrest/detention								NA	NA	NA	NA		-
037.2.5 Wrongful conviction								NA	NA	NA	NA		-
037.2.6 Other								NAP	NAP	NAP	NAP		-
Amount of compensations granted (in €)													
037.3.1 Total								NA	NA	NA	NA		-
037.3.2 Excessive length of proceedings								NA	NA	NA	NA		-
037.3.3 Non-execution of court decisions								NA	NA	NA	NA		-
037.3.4 Wrongful arrest/detention								NA	NA	NA	NA		-
037.3.5 Wrongful conviction								NA	NA	NA	NA		-
037.3.6 Other								NAP	NAP	NAP	NAP		-

Ireland

(2013-2023) data tables

Question	2013	2014	2015	2016	2017	2018	2019	2020	2021	2022	2023	Variations for quantitative questions		
												2013-2023	2022-2023	
Indicator 6: The ICT tools of courts and for court users														
(Q62-23, Q62-24, Q62-25, Q62-26)														
Writing assistance tools														
062-23.1.1.1 Deployment rate in civil and/or commercial matter											50-75 %			50-75 %
062-23.1.2.1 Usage rate in civil and/or commercial matter											50-75 %			50-75 %
062-23.1.3.1 Deployment rate in administrative matter											NA			50-75 %
062-23.2.1.1 Usage rate in administrative matter											NA			50-75 %
062-23.2.2.1 Deployment rate in criminal matter											50-75 %			50-75 %
062-23.2.3.1 Usage rate in criminal matter											50-75 %			50-75 %
Features of the writing assistance tools														
Civil and/or commercial matter														
062-24.1.1.1 Templates											True	True		
062-24.1.1.2 Automatically generated text											False	False		
062-24.1.1.3 Automatically suggested decision											False	False		
062-24.1.1.4 Speech-to-text											False	False		
062-24.1.1.5 Electronic signature											False	False		
062-24.1.1.6 Other special functionality											False	False		
Administrative matter														
062-24.1.2.1 Templates											NA	NA		
062-24.1.2.2 Automatically generated text											NA	NA		
062-24.1.2.3 Automatically suggested decision											NA	NA		
062-24.1.2.4 Speech-to-text											NA	NA		
062-24.1.2.5 Electronic signature											NA	NA		

Ireland

(2013-2023) data tables

Question	2013	2014	2015	2016	2017	2018	2019	2020	2021	2022	2023	Variations for quantitative questions	
												2013-2023	2022-2023
062-24.1.2.6 Other special functionality										NA	NA		
Criminal matter													
062-24.1.3.1 Templates										True	True		
062-24.1.3.2 Automatically generated text										False	False		
062-24.1.3.3 Automatically suggested decision										False	False		
062-24.1.3.4 Speech-to-text										False	False		
062-24.1.3.5 Electronic signature										False	False		
062-24.1.3.6 Other special functionality										False	False		
Recording of court hearings													
062-25.1.1.1 Deployment rate in civil and/or commercial matter										95-100 %	95-100 %		
062-25.1.2.1 Usage rate in civil and/or commercial matter										95-100 %	95-100 %		
062-25.1.3.1 Deployment rate in administrative matter										NA	95-100 %		
062-25.2.1.1 Usage rate in administrative matter										NA	95-100 %		
062-25.2.2.1 Deployment rate in criminal matter										95-100 %	95-100 %		
062-25.2.3.1 Usage rate in criminal matter										95-100 %	95-100 %		
Features of the recording of court hearings													
Civil and/or commercial matter													
062-26.1.1.1 Audio recording										True	True		
062-26.1.1.2 Video recording										False	False		
062-26.1.1.3 Systematic recording for all hearings										False	False		
062-26.1.1.4 Automatically indexed recording										False	False		
062-26.1.1.5 Automatic transcript from recording										False	False		
062-26.1.1.6 Possibility to request a copy of the recording										True	True		

Ireland

(2013-2023) data tables

Question	2013	2014	2015	2016	2017	2018	2019	2020	2021	2022	2023	Variations for quantitative questions	
												2013-2023	2022-2023
062-26.1.1.7 Other special functionality							-	-		False	False		
Administrative matter													
062-26.1.2.1 Audio recording										NA	NA		
062-26.1.2.2 Video recording										NA	NA		
062-26.1.2.3 Systematic recording for all hearings										NA	NA		
062-26.1.2.4 Automatically indexed recording										NA	NA		
062-26.1.2.5 Automatic transcript from recording										NA	NA		
062-26.1.2.6 Possibility to request a copy of the recording										NA	NA		
062-26.1.2.7 Other special functionality							-	-		NA	NA		
Criminal matter													
062-26.1.3.1 Audio recording										True	True		
062-26.1.3.2 Video recording										False	False		
062-26.1.3.3 Systematic recording for all hearings										False	False		
062-26.1.3.4 Automatically indexed recording										False	False		
062-26.1.3.5 Automatic transcript from recording										False	False		
062-26.1.3.6 Possibility to request a copy of the recording										True	True		
062-26.1.3.7 Other special functionality										False	False		

Indicator 7: Professionals of justice													
(Q46, Q46-2, Q52, Q52-1, Q55, Q60, Q4, Q132, Q133, Q144, Q145, Q146)													
46.1.1 Total Number of professional judges	148	160	159	162	160	160	167	163	170	171	196	32,4%	14,6%
46.1.2 Number of 1st inst professional judges	138	140	140	143	142	142	143	138	145	146	168	21,7%	15,1%
46.1.3 Number of 2nd inst professional judges	NAP	10	9	10	10	10	16	16	17	16	18	-	12,5%
46.1.4 Number of Supreme court professional judges	10	10	10	9	8	8	9	9	8	9	10	0,0%	11,1%

Ireland

(2013-2023) data tables

Question	2013	2014	2015	2016	2017	2018	2019	2020	2021	2022	2023	Variations for quantitative questions	
												2013-2023	2022-2023
46.2.1 Number of professional judges_males	106	108	105	105	101	98	104	99	99	98	112	5,7%	14,3%
46.2.2 Number of 1st instance professional judges_males	99	93	92	92	88	88	90	85	85	85	97	-2,0%	14,1%
46.2.3 Number of 2nd instance professional judges_males	NAP	8	7	8	8	5	8	8	9	7	9	-	28,6%
46.2.4 Number of Supreme court professional judges_males	7	7	6	5	5	5	6	6	5	6	6	-14,3%	0,0%
46.3.1 Number of professional judges_females	42	52	54	57	59	62	63	64	71	73	84	100,0%	15,1%
46.3.2 Number of 1st inst professional judges_females	39	47	48	51	54	54	51	53	60	61	71	82,1%	16,4%
46.3.3 Number of 2nd inst professional judges_females	NAP	2	2	2	2	5	8	8	8	9	9	-	0,0%
46.3.4 Number of Supreme court professional judges_females	3	3	4	4	3	3	3	3	3	3	4	33,3%	33,3%
046-2.1.1 Number of professional judges (FTE) - Total									170	171	196	-	14,6%
046-2.1.2 Professional judges of first instance (FTE) - Total									145	146	168	-	15,1%
046-2.1.3 Professional judges of second instance (FTE) - Total									17	16	18	-	12,5%
046-2.1.4 Professional judges of supreme court (FTE) - Total									8	9	10	-	11,1%
046-2.2.1 Number of professional judges (FTE) - Civil and commercial									NA	NA	NA	-	-
046-2.2.2 Professional judges of first instance (FTE) - Civil and commercial									NA	NA	NA	-	-
046-2.2.3 Professional judges of second instance (FTE) - Civil and commercial									NA	NA	NA	-	-
046-2.2.4 Professional judges of supreme court (FTE) - Civil and commercial									NA	NA	NA	-	-
046-2.3.1 Number of professional judges (FTE) - Criminal									NA	NA	NA	-	-
046-2.3.2 Professional judges of first instance (FTE) - Criminal									NA	NA	NA	-	-
046-2.3.3 Professional judges of second instance (FTE) - Criminal									NA	NA	NA	-	-
046-2.3.4 Professional judges of supreme court (FTE) - Criminal									NA	NA	NA	-	-
046-2.4.1 Number of professional judges (FTE) - Administrative									NAP	NAP	NAP	-	-
046-2.4.2 Professional judges of first instance (FTE) - Administrative									NAP	NAP	NAP	-	-
046-2.4.3 Professional judges of second instance (FTE) - Administrative									NAP	NAP	NAP	-	-

Ireland

(2013-2023) data tables

Question	2013	2014	2015	2016	2017	2018	2019	2020	2021	2022	2023	Variations for quantitative questions	
												2013-2023	2022-2023
046-2.4.4 Professional judges of supreme court (FTE) - Administrative									NAP	NAP	NAP	-	-
046-2.5.1 Number of professional judges (FTE) - Other									NAP	NAP	NAP	-	-
046-2.5.2 Professional judges of first instance (FTE) - Other									NAP	NAP	NAP	-	-
046-2.5.3 Professional judges of second instance (FTE) - Other									NAP	NAP	NAP	-	-
046-2.5.4 Professional judges of supreme court (FTE) - Other									NAP	NAP	NAP	-	-
52.1.1 Total Number of non judge staff who are working in courts	927	927	942	975	1 023	1 049	1 080	1 089	1 145	1 253	1 294	39,6%	3,3%
52.1.2 Number of Non judge staff (Rechtspfleger)	21	24	25	23	25	25	25	25	23	24	24	14,3%	0,0%
52.1.3 Number of Non-judge staff assisting the judges	778	771	775	790	830	849	865	816	892	974	1 010	29,8%	3,7%
52.1.4 Number of Staff in charge of administrative tasks	128	131	141	161	167	173	189	247	196	129	122	-4,7%	-5,4%
52.1.5 Number of Technical staff	NAP	1	1	1	1	1	1	1	-	50	59	-	18,0%
52.1.6 Number of Other non judge staff	NAP	NAP	NAP	NAP	NAP	NAP	NAP	NAP	34	76	79	-	3,9%
52.2.1 Total Number of non judge staff who are working in courts(men)	304	361	362	374	409	420	395	438	457	497	498	63,8%	0,2%
52.2.2 Number of Non judge staff (Rechtspfleger)(men)	11	12	12	12	14	14	13	14	14	12	11	0,0%	-8,3%
52.2.3 Number of Non-judge staff assisting the judges(men)	257	282	272	268	313	318	291	302	298	331	332	29,2%	0,3%
52.2.4 Number of Staff in charge of administrative tasks(men)	36	66	77	93	81	88	90	121	117	54	44	22,2%	-18,5%
52.2.5 Number of Technical staff(men)	NAP	1	1	1	1	1	1	1	-	31	39	-	25,8%
52.2.6 Number of Other non judge staff(men)	NAP	NAP	NAP	NAP	NAP	NAP	NAP	NAP	28	69	72	-	4,3%
52.3.1 Total Number of non judge staff who are working in courts(women)	623	566	580	601	614	629	685	651	688	756	796	27,8%	5,3%
52.3.2 Number of Non judge staff (Rechtspfleger)(women)	10	12	13	11	11	11	12	11	9	12	13	30,0%	8,3%
52.3.3 Number of Non-judge staff assisting the judges(women)	521	489	503	522	517	531	574	514	594	643	678	30,1%	5,4%
52.3.4 Number of Staff in charge of administrative tasks(women)	92	65	64	68	86	85	99	126	79	75	78	-15,2%	4,0%
52.3.5 Number of Technical staff(women)	NAP	-	-	-	-	-	-	-	-	19	20	-	5,3%
52.3.6 Number of Other non judge staff(women)	NAP	NAP	NAP	NAP	NAP	NAP	NAP	NAP	6	7	7	-	0,0%

Ireland

(2013-2023) data tables

Question	2013	2014	2015	2016	2017	2018	2019	2020	2021	2022	2023	Variations for quantitative questions	
												2013-2023	2022-2023
052-1.1.1 Non-judge staff (Total)									1 145	1 253	1 294	-	3,3%
052-1.1.2 Non-judge staff at first instance (total)									1 117	1 230	1 272	-	3,4%
052-1.1.3 Non-judge staff at second instance (total)									14	14	14	-	0,0%
052-1.1.4 Non-judge staff at Supreme court (total)									14	9	8	-	-11,1%
052-1.2.1 Non-judge staff (Males)									457	497	498	-	0,2%
052-1.2.2 Non-judge staff at first instance (males)									443	484	483	-	-0,2%
052-1.2.3 Non-judge staff at second instance (males)									9	10	10	-	0,0%
052-1.2.4 Non-judge staff at Supreme court (males)									5	3	5	-	66,7%
052-1.3.1 Non-judge staff (females)									688	756	796	-	5,3%
052-1.3.2 Non-judge staff at first instance (females)									674	746	789	-	5,8%
052-1.3.3 Non-judge staff at second instance (females)									5	4	4	-	0,0%
052-1.3.4 Non-judge staff at supreme court (females)									9	6	3	-	-50,0%
055.1.1 Prosecutors (total)									123	137	156	-	13,9%
055.1.2 Prosecutors (1st inst.)									NAP	NAP	NAP	-	-
055.1.3 Prosecutors (2nd inst.)									NAP	NAP	NAP	-	-
055.1.4 Prosecutors (Highest instance)									NAP	NAP	NAP	-	-
055.2.1 Prosecutors - Males -total									46	49	55	-	12,2%
055.2.2 Prosecutors - Males, 1st inst.									NAP	NAP	NAP	-	-
055.2.3 Prosecutors - Males, 2nd inst.									NAP	NAP	NAP	-	-
055.2.4 Prosecutors - Males, Supreme courts									NAP	NAP	NAP	-	-
055.3.1 Prosecutors - Females, Total									77	88	101	-	14,8%
055.3.2 Prosecutors - Females, 1st inst.									NAP	NAP	NAP	-	-
055.3.3 Prosecutors - Females, 2nd inst.									NAP	NAP	NAP	-	-
055.3.4 Prosecutors - Females, Supreme courts									NAP	NAP	NAP	-	-

Ireland

(2013-2023) data tables

Question	2013	2014	2015	2016	2017	2018	2019	2020	2021	2022	2023	Variations for quantitative questions	
												2013-2023	2022-2023
057 Other with similar duties as public prsecutors											True	-	-
056.1.1 Heads of prosecution (total)										1	1	-	0,0%
056.1.2 Heads of prosecution (1st inst.)										NAP	NAP	-	-
056.1.3 Heads of prosecution (2nd inst.)										NAP	NAP	-	-
056.1.4 Heads of prosecution (Highest instance)										NAP	NAP	-	-
056.2.1 Heads of prosecution - Males -total										0	0	-	-
056.2.2 Heads of prosecution - Males, 1st inst.										NAP	NAP	-	-
056.2.3 Heads of prosecution - Males, 2nd inst.										NAP	NAP	-	-
056.2.4 Heads of prosecution - Males, Supreme courts										NAP	NAP	-	-
056.3.1 Heads of prosecution - Females, Total										1	1	-	0,0%
056.3.2 Heads of prosecution - Females, 1st inst.										NAP	NAP	-	-
056.3.3 Heads of prosecution - Females, 2nd inst.										NAP	NAP	-	-
056.3.4 Heads of prosecution - Females, Supreme courts										NAP	NAP	-	-
060.1.1 Number of non-prosecutor staff Total							-	90	103	99	119	-	20,2%
060.2.1 Number of non-prosecutor staff Males							-	32	NA	36	41	-	13,9%
060.3.1 Number of non-prosecutor staff Females							-	58	NA	63	78	-	23,8%
004 Annual average salary in the country							40 283 €	40 283 €	44 912 €	45 859 €	47 725 €	-	4,1%
132.1.1 Gross annual salary, in € - Professional judge at the beginning of career							123 754 €	129 704 €	130 197 €	139 917 €	144 856 €	-	3,5%
132.1.2 Gross annual salary, in € - Judge of the Supreme Court							197 916 €	208 854 €	208 145 €	257 872 €	266 974 €	-	3,5%
132.1.3 Gross annual salary, in € - Public prosecutor at the beginning of career							32 153 €	33 370 €	33 370 €	36 450 €	37 200 €	-	2,1%
132.1.4 Gross annual salary, in € - Public prosecutor of the Supreme Court or the Highest Appellate Instance							NAP	NAP	NAP	NA	NAP	-	-
132.2.1 Net annual salary, in € - Professional judge at the beginning of career							NA	NA	NA	NA	NA	-	-
132.2.2 Net annual salary, in € - Judge of the Supreme Court							NA	NA	NA	NA	NA	-	-
132.2.3 Net annual salary, in € - Public prosecutor at the beginning of career							NA	NA	NA	NA	NA	-	-

Ireland

(2013-2023) data tables

Question	2013	2014	2015	2016	2017	2018	2019	2020	2021	2022	2023	Variations for quantitative questions	
												2013-2023	2022-2023
132.2.4 Net annual salary, in € - Public prosecutor of the Supreme Court or the Highest Appellate Instance							NAP	NAP	NAP	NA	NAP	-	-
133.1.1.1 - Additional benefits for judges - Reduced taxation							False	False	False	False	False		
133.1.2.1 - Additional benefits for judges - Special pension							False	False	False	False	False		
133.1.3.1 - Additional benefits for judges - Housing							False	False	False	False	False		
133.1.4.1 - Additional benefits for judges - Other financial benefit							False	False	False	True	True		
133.2.1.1 - Additional benefits for prosecutors - Reduced taxation							False	False	False	False	False		
133.2.2.1 - Additional benefits for prosecutors - Special pension							False	False	False	False	False		
133.2.3.1 - Additional benefits for prosecutors - Housing							False	False	False	False	False		
133.2.4.1 - Additional benefits for prosecutors - Other financial benefit							False	False	False	False	False		

Ireland

(2013-2023) data tables

Question	2013	2014	2015	2016	2017	2018	2019	2020	2021	2022	2023	Variations for quantitative questions	
												2013-2023	2022-2023
Lawyers													
(Q146, Q147, Q148)													
146.1.1 Total number of lawyers practising	11 215	11 588	11 907	12 237	12 588	13 142	14 816	14 054	13 434	14 177	14 054	25,3%	-0,9%
146.2.1 Practicing lawyers - man							7 558	7 119	6 673	6 975	6 893	-	-1,2%
146.3.1 Practicing lawyers - woman							7 258	6 911	6 735	7 167	7 124	-	-0,6%
147 Does this figure include “legal advisors” who cannot represent their clients in court (for example, some solicitors or in-house counsellors)?				False	False	False	False	False	False	False	False	-	-
148 Number of legal advisors who cannot represent their clients in court:				NA	NA	NA	NA	NA	NA	NAP	NAP	-	-
Indicator 8: Mediators and notaries													
(Q166, Q157)													
166 Number of accredited or registered mediators who practice judicial mediation:	NA	NA	NA	NA	NA	NA	NA	NA	NA	NA	NA	-	-
166.2.1 Mediators - male							NA	NA	NA	NA	NA	-	-
166.3.1 Mediators - female							NA	NA	NA	NA	NA	-	-
192.1.1 Number of notaries										381	388	-	1,8%
192.1.2 Private professionals (without control from public authorities)										NAP	NAP	-	-
192.1.3 Holders of public offices appointed by the State										381	388	-	1,8%
192.1.4 Civil servants (paid by the State)										NAP	NAP	-	-
192.1.5 Other										NAP	NAP	-	-
192.2.1 Number of notaries- male										283	286	-	1,1%
192.2.2 Private professionals (without control from public authorities)- male										NAP	NAP	-	-
192.2.3 Holders of public offices appointed by the State- male										283	286	-	1,1%
192.2.4 Civil servants (paid by the State)- male										NAP	NAP	-	-
192.2.5 Other- male										NAP	NAP	-	-
192.3.1 Number of notaries- female										98	102	-	4,1%
192.3.2 Private professionals (without control from public authorities)- female										NAP	NAP	-	-
192.3.3 Holders of public offices appointed by the State- female										98	102	-	4,1%
192.3.4 Civil servants (paid by the State)- female										NAP	NAP	-	-
192.3.5 Other- female										NAP	NAP	-	-

Key: Variation of more than (+ -) 30%