

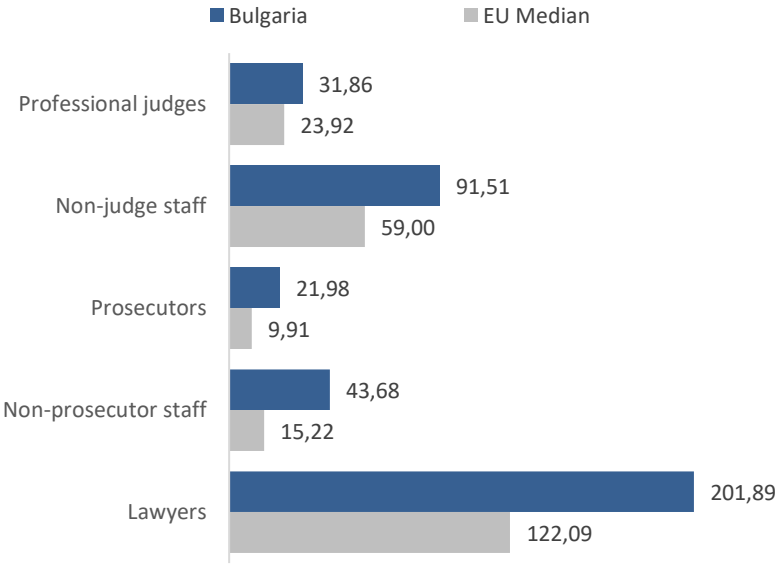
# Judiciary at a glance in Bulgaria

## General data

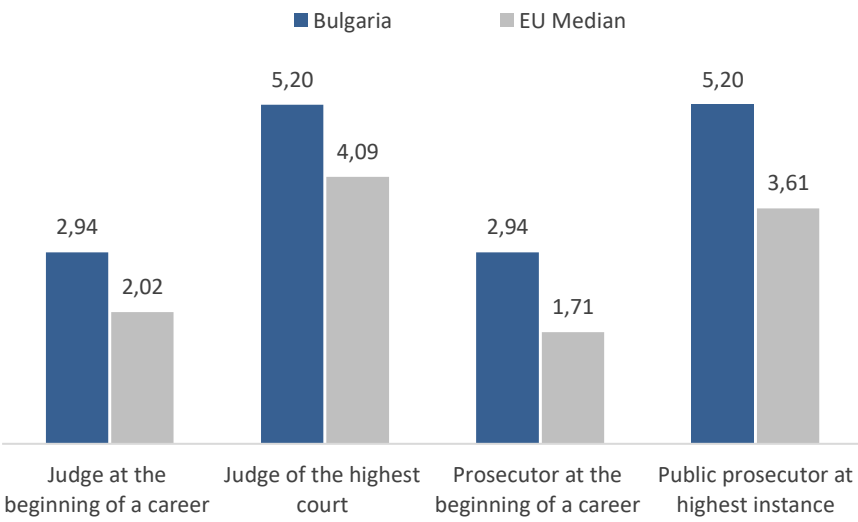
<b>Population:</b>	<b>6 916 548</b>	<b>GDP per capita:</b>	<b>8 845 €</b>	<b>Average annual salary:</b>	<b>8 509 €</b>
--------------------	------------------	------------------------	----------------	-------------------------------	----------------

## Professionals

Judicial professionals per 100 000 inhabitants

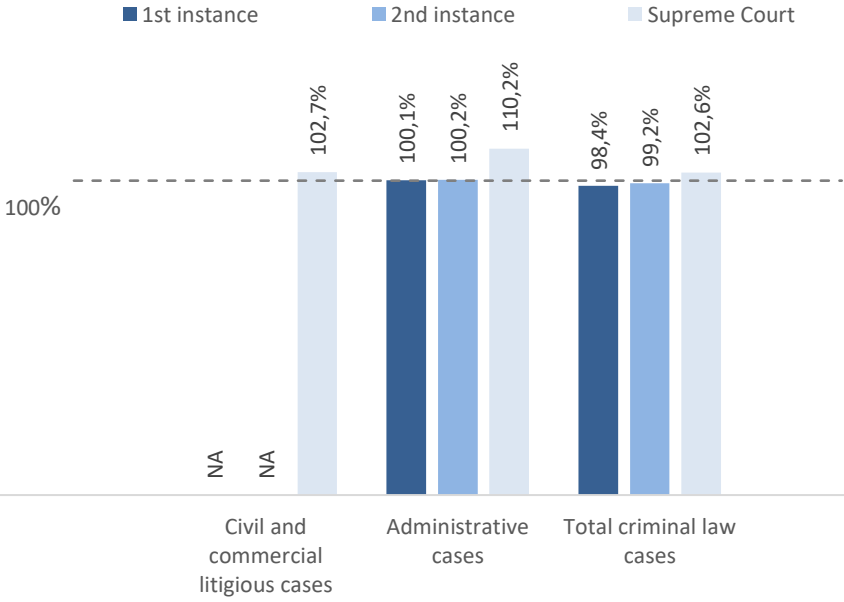


Gross salaries of judges and prosecutors vs average annual salary in the country

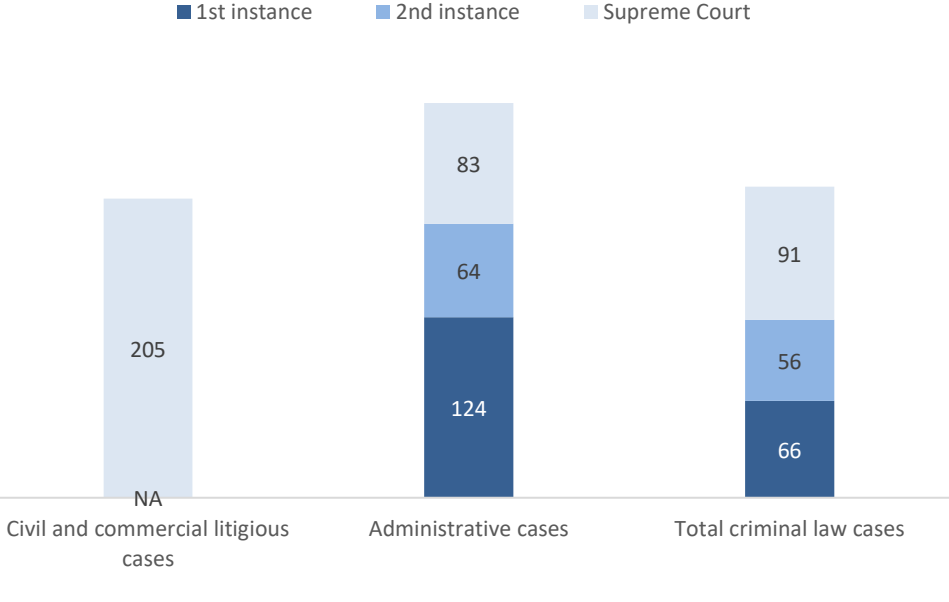


## Efficiency

Clearance rate by instance and by matter (%)

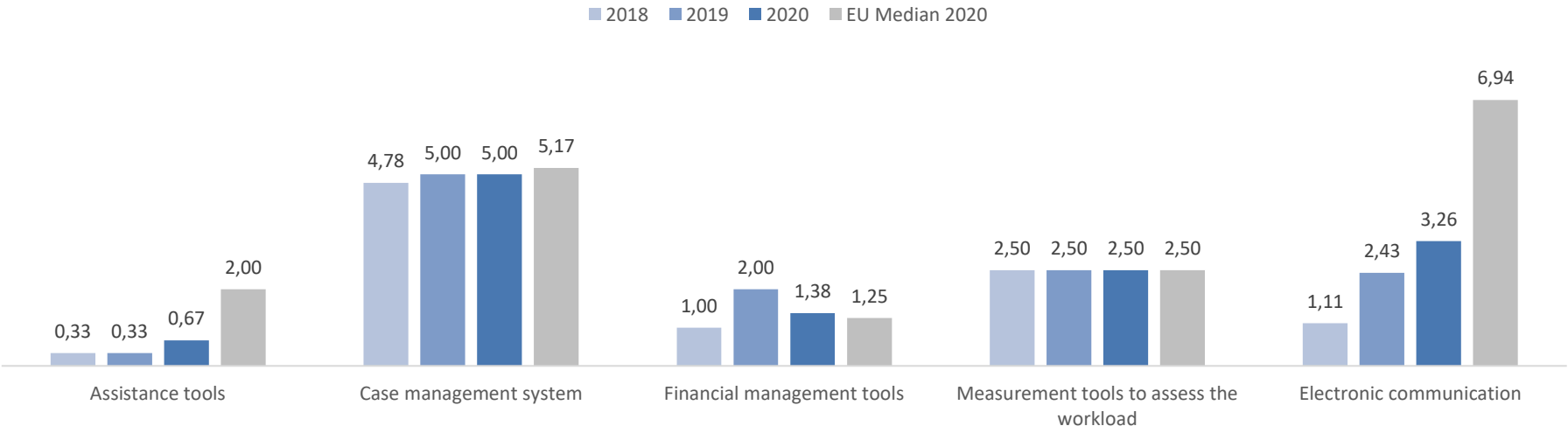


Disposition time by instance and by matter (in days)



## Information and communication technology

ICT tools assessment from 2018 to 2020



\*ICT calculations are described in more details in Annex 5 - IT Calculation methodology

Synthesis table for the main indicators for: Bulgaria

Economic and demographic data	2012	2013	2014	2015	2016	2017	2018	2019	2020	Variations					
										2012-2020	2014-2016	2016-2018	2017-2018	2018-2019	2019-2020
Population	7 284 552	7 245 677	7 202 198	7 153 784	7 101 859	7 050 034	7 000 039	6 951 482	6 916 548	<div><div></div><div>-5,1%</div></div>	<div><div></div><div>-1,4%</div></div>	<div><div></div><div>-1,4%</div></div>	<div><div></div><div>-0,7%</div></div>	<div><div></div><div>-0,7%</div></div>	<div><div></div><div>-0,5%</div></div>
GDP per capita	5 436	5 493	5 808	6 152	6 645	7 099	7 855	8 779	8 845	<div><div></div><div>62,7%</div></div>	<div><div></div><div>14,4%</div></div>	<div><div></div><div>18,2%</div></div>	<div><div></div><div>10,6%</div></div>	<div><div></div><div>11,8%</div></div>	<div><div></div><div>0,8%</div></div>
Exchange rate (local currency needed to obtain 1€)	2	2	2	2	2	2	2	2	2	<div><div></div><div>0,0%</div></div>	<div><div></div><div>0,0%</div></div>	<div><div></div><div>0,0%</div></div>	<div><div></div><div>0,0%</div></div>	<div><div></div><div>0,0%</div></div>	<div><div></div><div>0,0%</div></div>
Average annual salary	4 486		5 078		5 900		6 964	7 814	8 509	<div><div></div><div>89,7%</div></div>	<div><div></div><div>16,2%</div></div>	<div><div></div><div>18,0%</div></div>		<div><div></div><div>12,2%</div></div>	<div><div></div><div>8,9%</div></div>
Resources	2012	2013	2014	2015	2016	2017	2018	2019	2020	2012-2020	2014-2016	2016-2018	2017-2018	2018-2019	2019-2020
Professional judges per 100 000 inhab.	30,7	30,2	30,8	31,1	31,8	31,7	31,8	31,9	31,6	<div><div></div><div>2,7%</div></div>	<div><div></div><div>3,0%</div></div>	<div><div></div><div>0,0%</div></div>	<div><div></div><div>0,2%</div></div>	<div><div></div><div>0,3%</div></div>	<div><div></div><div>-0,9%</div></div>
Non-judge staff per 100 000 inhab.	82,6	82,2	83,5	85,9	86,9	88,1	89,5	91,0	91,5	<div><div></div><div>10,8%</div></div>	<div><div></div><div>4,1%</div></div>	<div><div></div><div>2,9%</div></div>	<div><div></div><div>1,5%</div></div>	<div><div></div><div>1,7%</div></div>	<div><div></div><div>0,6%</div></div>
Lawyers per 100 000 inh.	164,9	165,8	176,3	181,9	190,1	194,6	194,9	199,7	201,9	<div><div></div><div>22,5%</div></div>	<div><div></div><div>7,8%</div></div>	<div><div></div><div>2,5%</div></div>	<div><div></div><div>0,1%</div></div>	<div><div></div><div>2,5%</div></div>	<div><div></div><div>1,1%</div></div>
Mediators	NA	NA	NA	NA	NA	NA	NA	NA	NA	NA	NA	NA	NA	NA	NA
ICT overall assesment							3,5	4,4	4,6					<div><div></div><div>26,1%</div></div>	<div><div></div><div>4,4%</div></div>
First instance incoming cases per 100 inhab.	2012	2013	2014	2015	2016	2017	2018	2019	2020	2012-2020	2014-2016	2016-2018	2017-2018	2018-2019	2019-2020
Civil and commercial litigious cases	NA	NA	NA	NA	NA	NA	NA	NA	NA	NA	NA	NA	NA	NA	NA
Administrative law cases	0,394	0,4	0,3	0,370	0,353	0,444	0,445	0,500	0,424	<div><div></div><div>7,6%</div></div>	<div><div></div><div>2,7%</div></div>	<div><div></div><div>26,0%</div></div>	<div><div></div><div>0,1%</div></div>	<div><div></div><div>12,3%</div></div>	<div><div></div><div>-15,1%</div></div>
Total criminal law cases									1,884						
First instance performance indicators (Clearance Rate)	2012	2013	2014	2015	2016	2017	2018	2019	2020	2012-2020 (percentage points)	2014-2016 (percentage points)	2016-2018 (percentage points)	2017-2018 (percentage points)	2018-2019 (percentage points)	2019-2020 (percentage points)
CR civil and commercial litigious cases	NA	NA	NA	NA	NA	NA	NA	NA	NA	NA	NA	NA	NA	NA	NA
CR administrative law cases	92%	109%	101%	99%	104%	95%	100%	99%	100%	<div><div></div><div>8,01</div></div>	<div><div></div><div>3,37</div></div>	<div><div></div><div>-4,50</div></div>	<div><div></div><div>4,99</div></div>	<div><div></div><div>-1,11</div></div>	<div><div></div><div>1,57</div></div>
CR total criminal law cases									98%						
First instance performance indicators (Disposition Time)	2012	2013	2014	2015	2016	2017	2018	2019	2020	2012-2020	2014-2016	2016-2018	2017-2018	2018-2019	2019-2020
DT civil and commercial litigious cases cases (days)	NA	NA	NA	NA	NA	NA	NA	NA	NA	NA	NA	NA	NA	NA	NA
DT administrative law cases (days)	150	110	124	122	108	116	112	107	124	<div><div></div><div>-17,6%</div></div>	<div><div></div><div>-12,7%</div></div>	<div><div></div><div>3,9%</div></div>	<div><div></div><div>-3,2%</div></div>	<div><div></div><div>-4,7%</div></div>	<div><div></div><div>15,9%</div></div>
DT total criminal law cases (days)									66						
First instance pending cases per 100 inhab. on 31 dec.	2012	2013	2014	2015	2016	2017	2018	2019	2020	2012-2020	2014-2016	2016-2018	2017-2018	2018-2019	2019-2020
Civil and commercial litigious cases	NA	NA	NA	NA	NA	NA	NA	NA	NA	NA	NA	NA	NA	NA	NA
Administrative law cases	0,15	0,12	0,12	0,12	0,11	0,13	0,14	0,14	0,14	<div><div></div><div>-3,6%</div></div>	<div><div></div><div>-7,4%</div></div>	<div><div></div><div>25,3%</div></div>	<div><div></div><div>2,0%</div></div>	<div><div></div><div>5,8%</div></div>	<div><div></div><div>0,0%</div></div>
Total criminal law cases									0,34						
Second instance performance indicators (Clearance Rate)	2012	2013	2014	2015	2016	2017	2018	2019	2020	2012-2020 (percentage points)	2014-2016 (percentage points)	2016-2018 (percentage points)	2017-2018 (percentage points)	2018-2019 (percentage points)	2019-2020 (percentage points)
CR civil and commercial litigious cases			NA	NA	NA	NA	NA	NA	NA		NA	NA	NA	NA	NA
CR administrative law cases			104%	102%	102%	101%	101%	101%	100%		<div><div></div><div>-2,59</div></div>	<div><div></div><div>-0,79</div></div>	<div><div></div><div>-0,31</div></div>	<div><div></div><div>0,24</div></div>	<div><div></div><div>-0,80</div></div>
CR total criminal law cases									99%						
Second instance performance indicators (Disposition Time)	2012	2013	2014	2015	2016	2017	2018	2019	2020	2012-2020	2014-2016	2016-2018	2017-2018	2018-2019	2019-2020
DT civil and commercial litigious cases (days)			NA	NA	NA	NA	NA	NA	NA		NA	NA	NA	NA	NA
DT administrative law cases (days)			65	70	62	62	59	57	64		<div><div></div><div>-3,3%</div></div>	<div><div></div><div>-4,8%</div></div>	<div><div></div><div>-3,7%</div></div>	<div><div></div><div>-4,5%</div></div>	<div><div></div><div>12,9%</div></div>
DT total criminal law cases (days)									56						
Supreme court performance indicators (Clearance Rate)	2012	2013	2014	2015	2016	2017	2018	2019	2020	2012-2020 (percentage points)	2014-2016 (percentage points)	2016-2018 (percentage points)	2017-2018 (percentage points)	2018-2019 (percentage points)	2019-2020 (percentage points)
CR civil and commercial litigious cases			NA	NA	97%	101%	96%	98%	103%		NA	<div><div></div><div>-1,95</div></div>	<div><div></div><div>-4,99</div></div>	<div><div></div><div>2,36</div></div>	<div><div></div><div>4,84</div></div>
CR administrative law cases			95%	96%	95%	105%	100%	114%	110%		<div><div></div><div>-0,13</div></div>	<div><div></div><div>5,41</div></div>	<div><div></div><div>-4,80</div></div>	<div><div></div><div>14,12</div></div>	<div><div></div><div>-4,29</div></div>
CR total criminal law cases									103%						
Supreme court performance indicators (Disposition Time)	2012	2013	2014	2015	2016	2017	2018	2019	2020	2012-2020	2014-2016	2016-2018	2017-2018	2018-2019	2019-2020
DT civil and commercial litigious cases (days)			NA	NA	172	161	184	190	205		NA	<div><div></div><div>6,9%</div></div>	<div><div></div><div>14,4%</div></div>	<div><div></div><div>3,4%</div></div>	<div><div></div><div>7,9%</div></div>
DT administrative law cases (days)			133	159	181	143	141	84	83		<div><div></div><div>36,0%</div></div>	<div><div></div><div>-22,1%</div></div>	<div><div></div><div>-1,7%</div></div>	<div><div></div><div>-40,3%</div></div>	<div><div></div><div>-1,4%</div></div>
DT total criminal law cases									91						

1. Judicial organisation in Bulgaria

In Bulgaria in 2020, the number of courts considered as legal entities is 182. Namely, there are 147 courts of general jurisdiction and 35 specialised courts.

According to article 65 of the Judiciary System Act, “all courts are legal entities funded by the budget and shall be represented by the administrative head or another designated person. In the discharge of the functions of administrative head, orders, instructions and rules shall be issued in accordance with the statutory competence. The general assembly, the plenum of the Supreme Cassation Court and the Plenum of the Supreme Administrative Court shall be bodies of the respective court, which rule only in the cases specified in the law, give opinions, adopt rules and decisions by open ballot and a majority of more than half of the judges present”.

Among the 147 legal entities of general jurisdiction, 113 District courts act as main first instance courts. They have jurisdiction over all cases except those which are statutorily assigned to another court. They deal with civil, criminal and administrative-criminal cases. The decisions of the district courts are subject to appeal before the respective Regional court.

The 28 Provincial/Regional Courts act as courts of first and second instance. As courts of first instance, they examine a precisely defined category of cases involving significant sums or substantial societal interest. When acting as a second (appellate) instance, they re-examine decisions taken by the District courts.

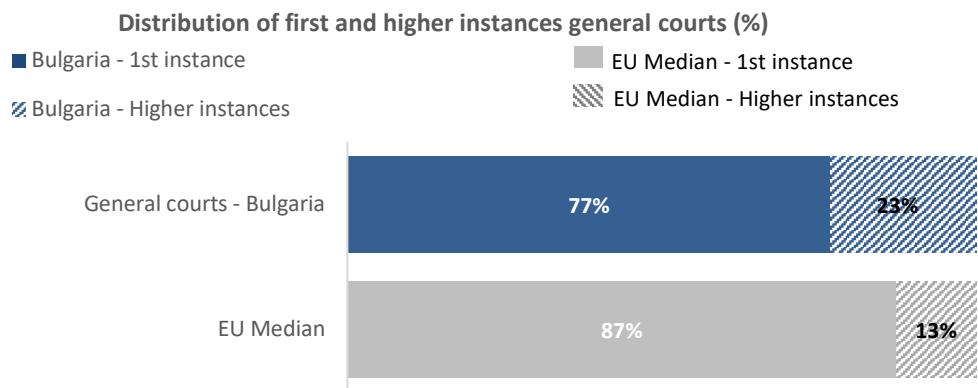
At second instance, besides the Regional courts, there are in Bulgaria 5 Courts of appeal.

The Supreme Cassation Court is the highest instance court of general jurisdiction. Its equivalent in administrative matters is the Supreme Administrative Court.

Among the 35 specialised courts, 33 act at first instance, while 3 are higher instance courts (see below for more details).

In terms of geographic locations, there are 182 courts among which 145 are of first instance.

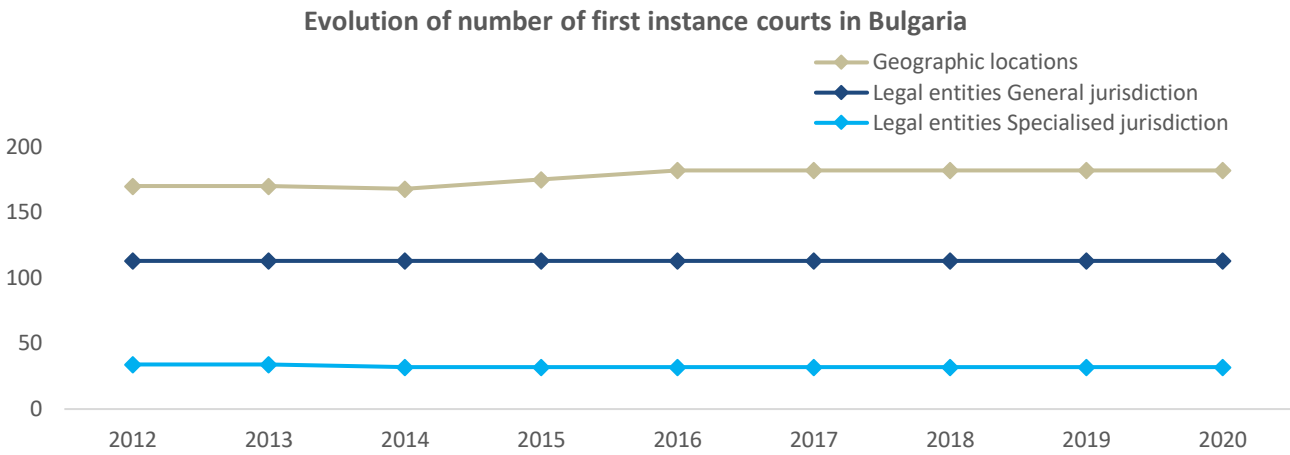
Distribution of general courts in Bulgaria



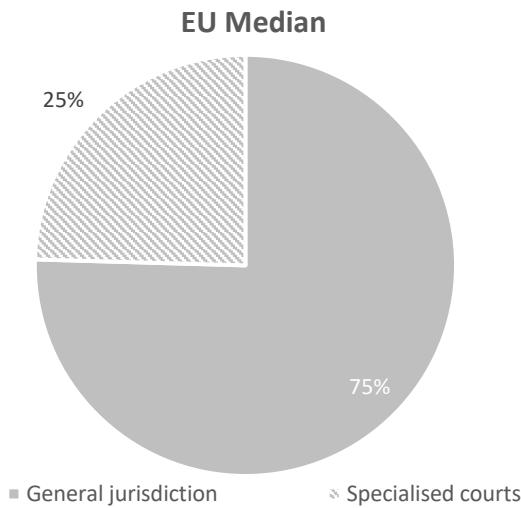
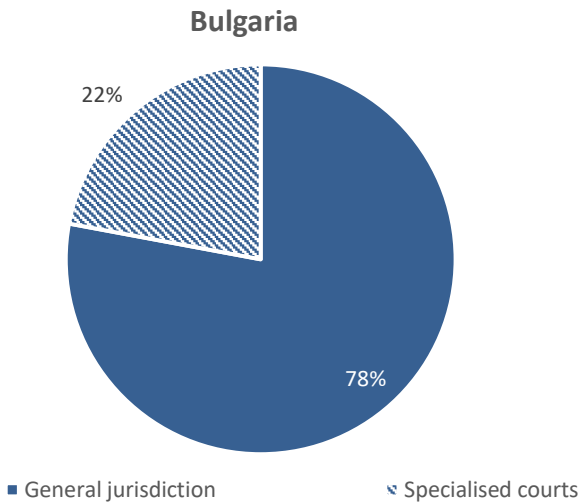
According to 2020 data, the distribution between 1st instance and higher instances courts of general jurisdiction in Bulgaria is around the EU median of 87% - 13%.

Evolution of number of first instance courts in Bulgaria

	Geographic locations	Legal entities	
		General jurisdiction	Specialised jurisdiction
2012	170	113	34
2013	170	113	34
2014	168	113	32
2015	175	113	32
2016	182	113	32
2017	182	113	32
2018	182	113	32
2019	182	113	32
2020	182	113	32



Distribution of first instance general jurisdiction and specialised courts



The distribution between number of general jurisdiction courts and specialised courts of 77,9% - 22,1% is somewhat different from the EU median (distribution tendency in EU: 75,5% - 24,5%).

Specialised courts	First instance	Higher instance
Total	32	3
Commercial courts (excluded insolvency courts)	NAP	NAP
Insolvency courts	NAP	NAP
Labour courts	NAP	NAP
Family courts	NAP	NAP
Rent and tenancies courts	NAP	NAP
Enforcement of criminal sanctions courts	NAP	NAP
Fight against terrorism, organised crime and corruption	NAP	NAP
Internet related disputes	NAP	NAP
Administrative courts	28	1
Insurance and / or social welfare courts	NAP	NAP
Military courts	3	1
Juvenile courts	NAP	NAP
Other specialised 1st instance courts	1	1

The 35 specialised courts encompass the 28 Administrative courts as well as the Supreme Administrative Court; 3 military courts dealing with criminal cases of crimes committed by servicemen or officials of the Interior Ministry at first instance; 1 Military Court of Appeal; 2 other specialised courts.

More precisely, the category “other specialised courts” encompasses the Specialized Criminal Court of Republic of Bulgaria and the Specialized Court of appeal. The former has been established in 2011, is situated in Sofia and treated as a Provincial/Regional Court. Its jurisdiction covers criminal cases of a general nature for crimes carried out throughout the Republic of Bulgaria. Its competence is determined on the basis of the subject of the case and not the quality of the perpetrator. The Criminal Procedure Code exhaustively enumerates cases within the competence of this Court, namely crimes committed by organized criminal groups, or on behalf of them and following their decision.

2. Professionals of justice in Bulgaria

Professional judges and non-judge staff

Evolution of the number of professional judges since 2012 (Q46)



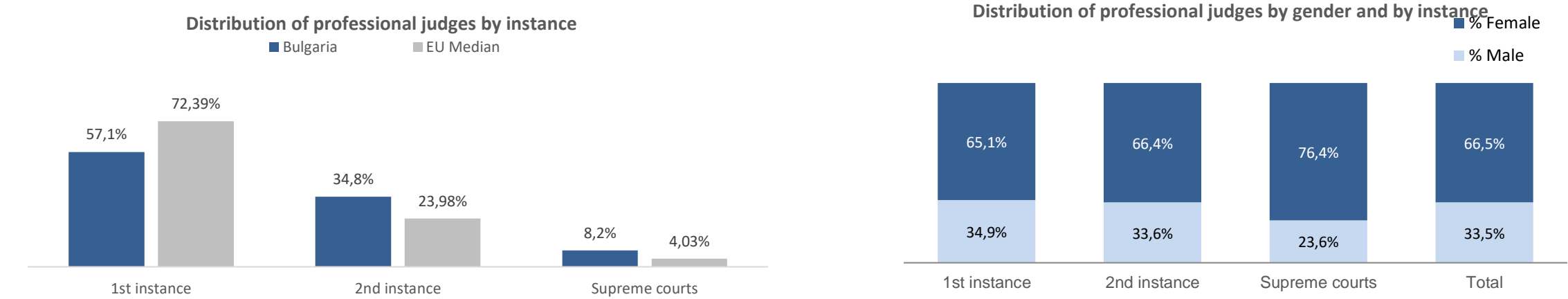
According to 2020 data, the total number of professional judges sitting in courts (all instances) in Bulgaria is 2 184, which is -1,4% less than in previous cycle.

More precisely, in Bulgaria, there are 31,58 professional judges per 100 000 inhabitants (this figure is above the EU median of 23,92 judges per 100 000 inhabitants) and about 2,90 non-judge staff per judge .

There has been a small increase compared with previous cycle when this ratio was at 2,85 non-judge staff per judge.

Absolute number of professional judges by instance and gender

2020	Total	Distribution by instance	Male	Female	% Male	% Female
1st instance	1 246	57,1%	435	811	34,9%	65,1%
2nd instance	760	34,8%	255	505	33,6%	66,4%
Supreme courts	178	8,2%	42	136	23,6%	76,4%
Total	2 184		732	1 452	33,5%	66,5%



In this cycle, the total number of female professional judges (all instances) is 1 452, which represents 66,5% of the total number of judges.

More generally, as regards the distribution male/female, it has to be pointed out that female judges have the majority at all court instances.

The total number of judges is distributed among the different judicial instances in the following way: 1 246 are sitting in first instance courts (of which 811 are female); 760 are sitting in second instance courts (of which 505 are female) and 178 are sitting in Supreme Court (of which 136 are female).

Compared with the EU distribution of professional judges per instance, the trend established in Bulgaria is similar. The main nuance is that the predominance of 1st instance judges is less pronounced.

As regards the distribution of the number of judges among the different judicial instances, Bulgaria presents some peculiarities which should be mentioned11/01/2022 amely, the number of first instance professional judges encompasses the judges of the first instance courts as follows - 113 district, 28 administrative, 3 military-district and the Specialised Criminal Court; as well as the courts of second instance to be considered the 28 regional/provincial, 5 appellate, the Military Court of Appeal and the Specialised Criminal Court of Appeal.

A summary information on the data as of 31.12.2020, has been received by all regional courts and all administrative courts, regarding the number of judges working in the first instance panels and the number of judges, who administer justice in the appellate / cassation panels, as well as data on how many of them are men and how many of them are women. It should be borne in mind that, according to the information received, in almost all courts, a large number of judges sit both as first instance and as second instance judges. Therefore, the sum of the number of first instance judges and the number of second instance judges should not give the total number of magistrates in the respective region/ administrative court.

In 2020, the number of professional judges from district courts is 959, incl. men - 354 and women - 605. The number of professional judges from the Court of Appeal is 124, incl. men - 43 and women - 81.

Absolute number of professional judges by instance and matter

2020	Total	Civil and commercial	Criminal	Administrative	Other
1st instance	1 246	NA	NA	171	12
2nd instance	760	NA	NA	NAP	5
Supreme courts	178	66	28	83	NAP
Total	2 184	NA	NA	254	17

In Bulgaria, the distribution of judges per categories of cases is possible for some categories only as presented in the graph below.

Distribution of professional judges by instance and matter

2020	Civil and commercial	Criminal	Administrative	Other
1st instance	NA	NA	13,7%	1,0%
2nd instance	NA	NA	NAP	0,7%
Supreme courts	37,1%	15,7%	46,6%	NAP
Total	NA	NA	11,6%	0,8%

The column "others" refers to the military judges - 12 regional/provincial and 5 appellate - a total of 17.

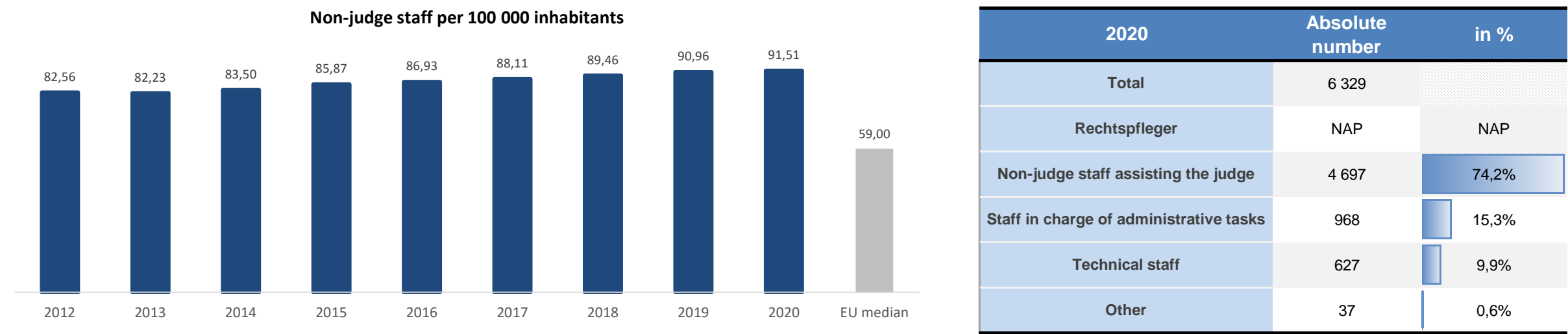
The total number of judges in the district courts is 959, and the same, with the exception of the Sofia District Court, are not divided by subject matter. Therefore, data related to the number of first instance judges dealing with civil / commercial and criminal cases are not available.

A summary information on the data as of 31.12.2020 has been received by all regional/provincial courts (first and second instance) regarding the number of judges in them, who work in the civil, commercial and criminal divisions. It should be borne in mind that, according to the information received, in almost all courts, a large number of judges sit in more than one division, therefore the summation of the number of judges from the three divisions should not give the total number of judges in the respective court.



Non-judge staff

Year	2012	2013	2014	2015	2016	2017	2018	2019	2020
Number of non-judge staff	6 014	5 958	6 014	6 143	6 174	6 212	6 262	6 323	6 329
Per 100 000 inhabitants	82,56	82,23	83,50	85,87	86,93	88,11	89,46	90,96	91,51



In 2020, Bulgaria has 6 329 non-judge staff (data on gender breakdown is not available). The total number of non-judge staff in comparison with the previous cycle reveals an increase of 0,1%.

In this cycle, the non-judge staff is broken down as follows:

- 4 697 non-judge staff whose task is to assist the judges such as registrars;
- 968 staff in charge of different administrative tasks and of the court management;
- 627 technical staff;
- 37 other;

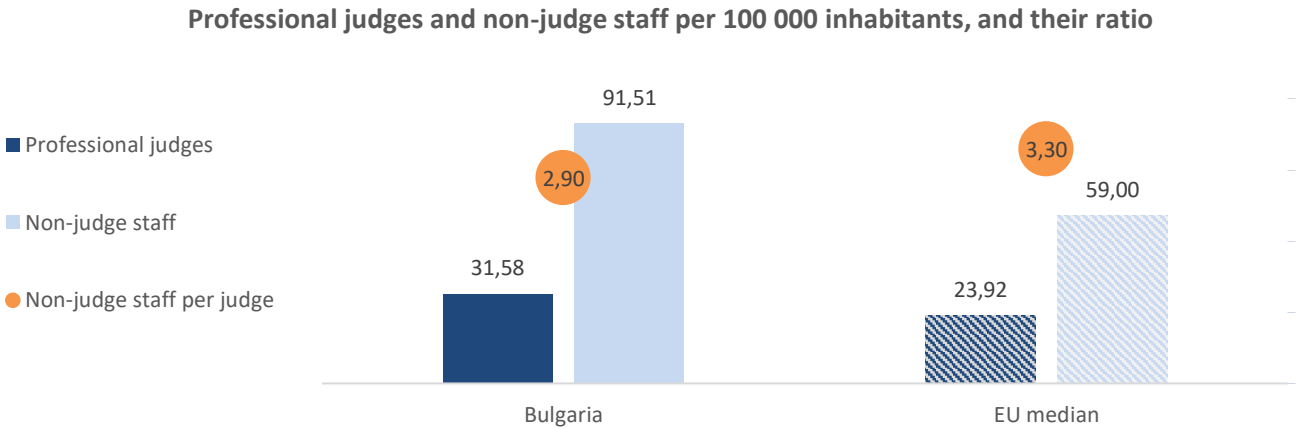
In 2020, the number of non-judge staff per 100 000 inhabitants has increased (from 91,0 in 2019 to 91,5 in 2020).

During the same period, the number of judges per 100 000 inhabitants evolves from 31,9 judges per 100 000 inhabitants in 2019 to 31,6 in 2020.

Since 2012, the category “other” encompasses the number of non-judge staff employees working in the recreational field, while in 2010 it subsumes the number of court assistants. The Judicial Administration Commission does not keep statistics of those who are trained, as well as of trainee judges. There are junior judges in the courts in the country, for whom Judicial Administration Commission has no relation, no data. Accordingly, the total number of judicial employees in the courts does not include trainee judges.

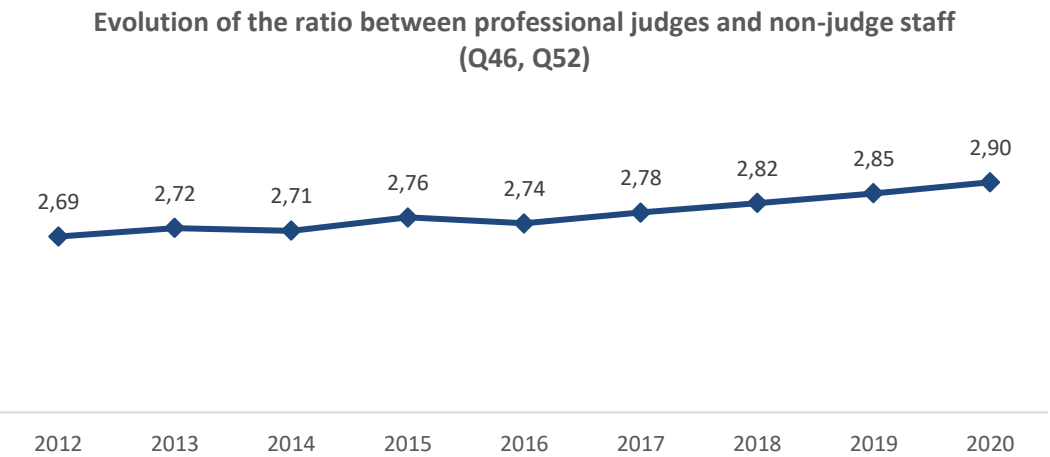
Professional judges, non-judge staff and their ratio (Q46, Q52)

Per 100 000 inhabitants	Bulgaria	EU median
Professional judges	31,58	23,92
Non-judge staff	91,51	59,00
Non-judge staff per judge	2,90	3,30



Evolution of the ratio between professional judges and non-judge staff (Q46, Q52)

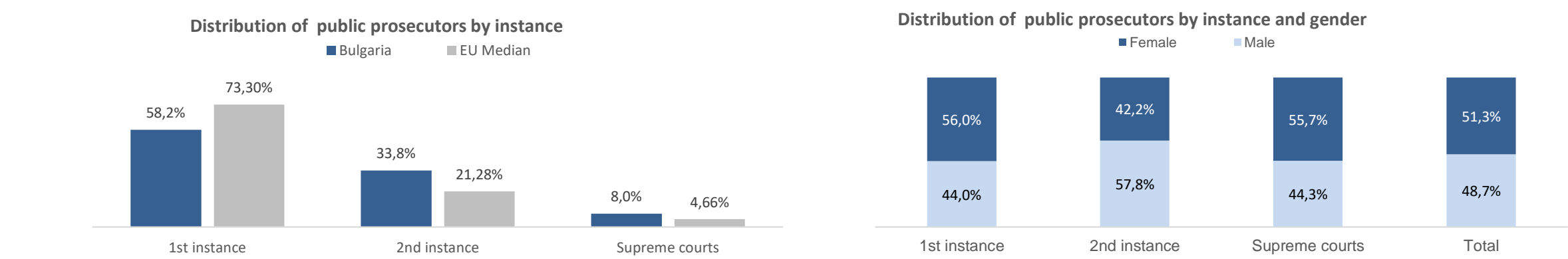
	Judges per 100 000 inh.	Non-judge staff per 100 000 inh.	Ratio between professional judges and non-judge staff
2012	30,74	82,56	2,69
2013	30,24	82,23	2,72
2014	30,82	83,50	2,71
2015	31,10	85,87	2,76
2016	31,75	86,93	2,74
2017	31,70	88,11	2,78
2018	31,76	89,46	2,82
2019	31,86	90,96	2,85
2020	31,58	91,51	2,90



• Public prosecutors and non-prosecutor staff

Absolute number of public prosecutors by instance and gender (Q55)

2020	Total	Distribution by instance	Male	Female	Male	Female
1st instance	884	58,2%	389	495	44,0%	56,0%
2nd instance	514	33,8%	297	217	57,8%	42,2%
Supreme courts	122	8,0%	54	68	44,3%	55,7%
Total	1 520		740	780	48,7%	51,3%



In this cycle, the total number of female prosecutors (all instances) is 780, which represents 51,3% of the total number of prosecutors.

As regards the distribution male/female, it has to be specified that female prosecutors do not have the majority only at second instance level.

The total number of prosecutors is distributed among the different judicial instances in the following way: 884 in first instance (of which 495 are female); 514 are in second instance (of which 217 are female) and 122 in final instance (of which 68 are female).

As regards the methodology of presentation of data in respect of the number of prosecutors, it should be noticed that the provided data refers to the actual number of employed persons for the year of reference.

Non-prosecutor staff by gender (Q60)

Non-prosecutor staff	Total	Male	Female
2020	3 021	NA	NA

Public prosecutors, non-prosecutor staff and their ratio (Q55, Q60)

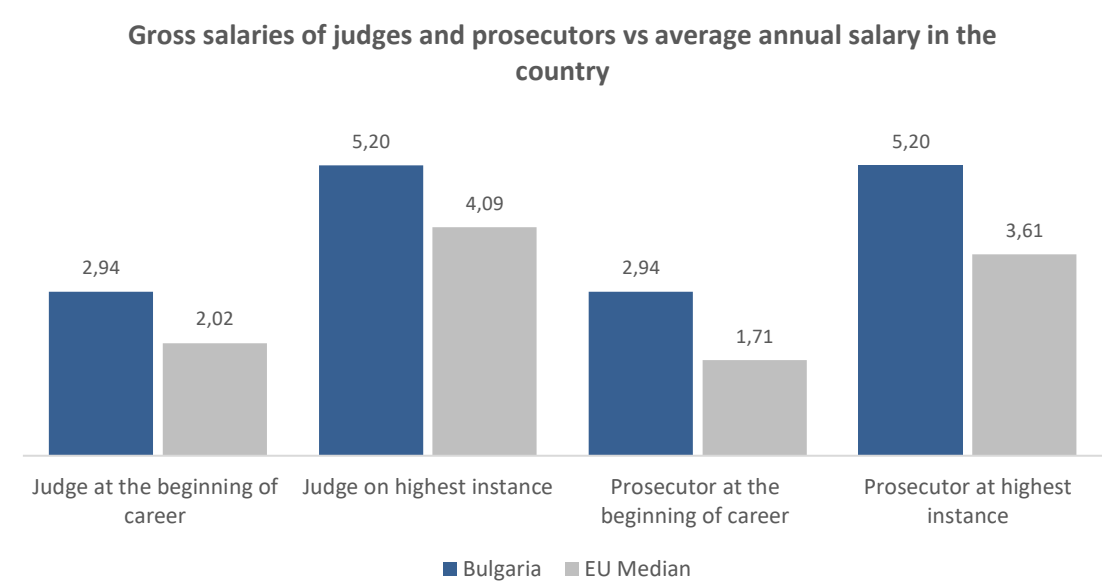
Per 100 000 inhabitants	Bulgaria	EU median
Public prosecutors	21,98	9,91
Non-prosecutor staff	43,68	15,22
Non-prosecutor staff per prosecutor	1,99	1,11





• Salaries of professional judges and prosecutors at beginning of a career and at the highest instance (Q132, Q4)

Salaries of professional judges and prosecutors (Q132, Q4)	Average gross annual salary in €	Average net annual salary in €	Ratio with national average annual gross salary
Judge at the beginning of a career	24 990 €	22 491 €	2,94
Judge of the highest court	44 214 €	39 793 €	5,20
Prosecutor at the beginning of a career	24 990 €	22 491 €	2,94
Public prosecutor at highest instance	44 214 €	39 793 €	5,20



According to 2020 data, the absolute gross salary of a judge at the begining of a career in Bulgaria of 24 990€ is quite below when compared to the EU median of 51 946€. As a ratio with the annual average salary of the country, the salary for a judge at the beginning of career is: 2,94 compared with the EU median of : 2,02.

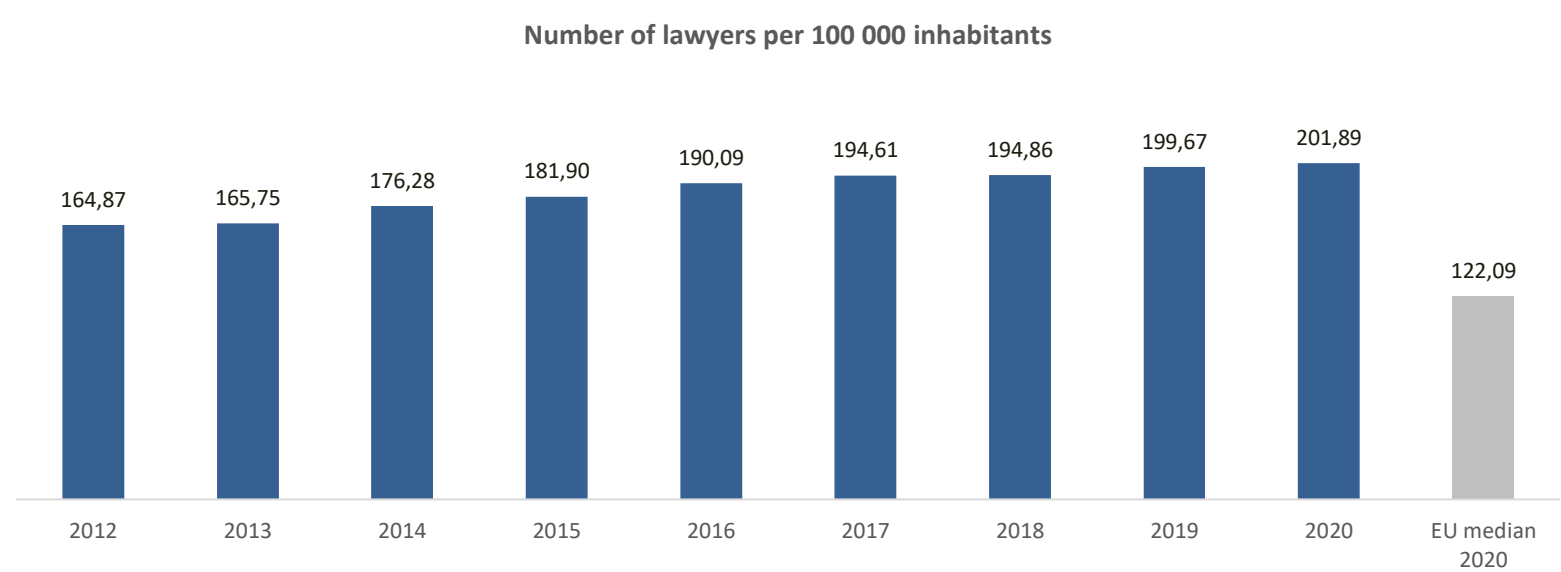
At the end of career Bulgarian judges have the smallest absolute gross salary - 44 214€. In contrast, the highest value is recorded in Denmark - 236 387€.

It should be recalled that in 2019, with a decision of the Plenum of the SJC under item 6 of Protocol № 2 / 24.01.2019, an updated Table № 1 of the SJC was approved to determine the maximum basic monthly salaries of judges, prosecutors and investigators pursuant to Art. 218, para 2 and para 3 of the JSA with an increase of 10%, as of 01.01.2019. With the same decision the ranks for magistrates were increased by BGN 100 per rank, as of 01.03.2019.

In 2020, with a decision of the Plenum of the SJC under item 2 of Protocol № 2 / 30.01.2020, an updated Table 1 of the SJC was approved for determining the maximum basic monthly salaries of judges, prosecutors and investigators on the grounds of Article 218. , para 2 and para 3 of JSA with an increase of 10%, as of 01.01.2020. With the same decision the ranks for magistrates were increased by BGN 50 per rank, as of 01.03.2020.

• Lawyers

Lawyers	Absolute number	Per 100 000 inhabitants
2012	12 010	164,87
2013	12 010	165,75
2014	12 696	176,28
2015	13 013	181,90
2016	13 500	190,09
2017	13 720	194,61
2018	13 640	194,86
2019	13 880	199,67
2020	13 964	201,89



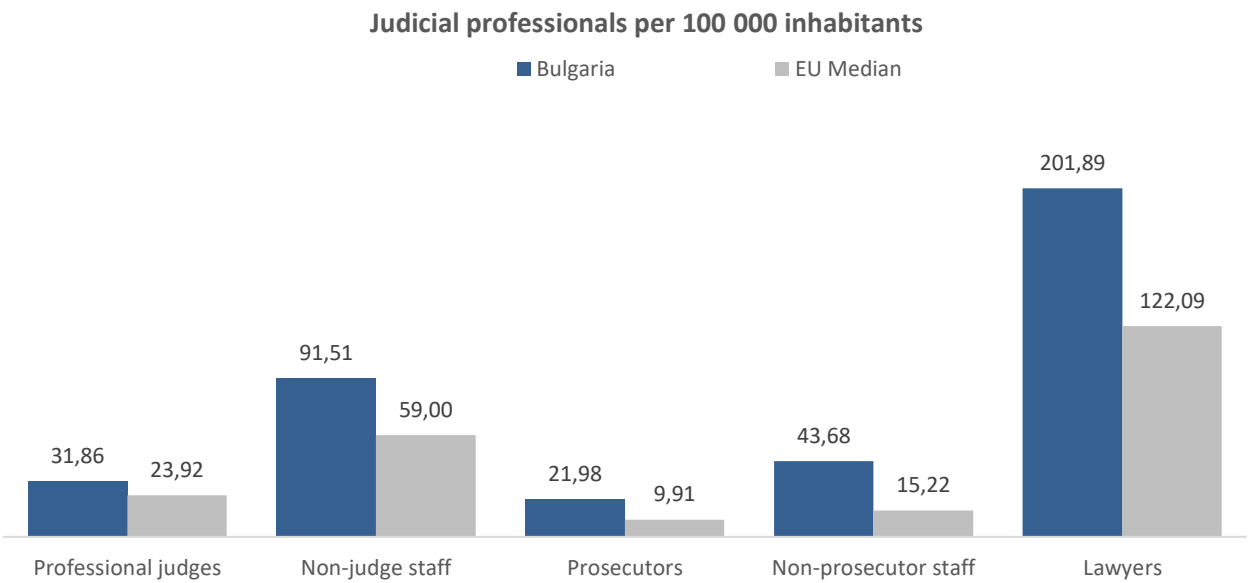
In 2020, there are 13 964 lawyers, which is 0,6% more than in 2019.

Bulgaria has 201,9 lawyers per 100 000 inhabitants, which is above the EU median of 122,1 lawyers per 100 000 inhabitants.

• Judicial professionals (summary)

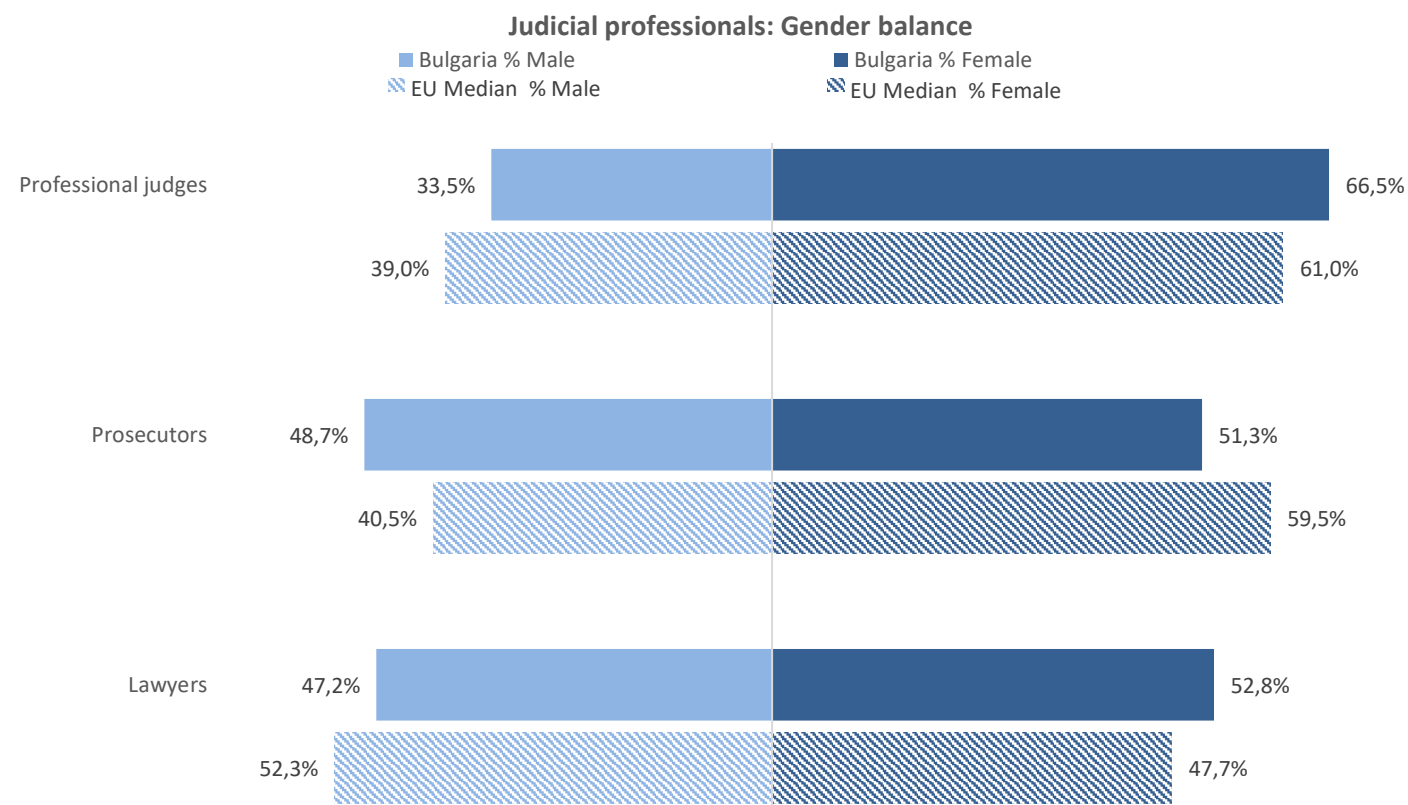
Judicial professionals in absolute number and per 100 000 inhabitants (Q46, Q52, Q55, Q60, Q146)

	Absolute number	Per 100 000 inhabitants	EU Median
Professional judges	2 215	31,86	23,92
Non-judge staff	6 329	91,51	59,00
Prosecutors	1 520	21,98	9,91
Non-prosecutor staff	3 021	43,68	15,22
Lawyers	13 964	201,89	122,09



Judicial professionals: Gender balance

	% Male	% Female
Professional judges	33,5%	66,5%
Non judge staff	NA	NA
Prosecutors	48,7%	51,3%
Non-prosecutor staff	NA	NA
Lawyers	47,2%	52,8%



### 3. Legal aid and court fees in Bulgaria

In Bulgaria, legal aid includes:

- Coverage of court fees: ✗
- Exemption from court fees: ✗

In Bulgaria, legal aid is available for :

- > Representation in court:
  - Criminal cases ✓
  - Other than criminal cases ✓
- > Legal advice, ADR and other legal services:
  - Criminal cases ✓
  - Other than criminal cases ✓
- > Fees related to enforcement of judicial decisions as fees for enforcement agents (Q18) ✗
- > Other costs than above (Q19) ✓

Legal aid is granted only to natural persons, in criminal, civil and administrative matters before courts of all instances.

Legal aid authorities are the Ministry of Justice which conducts the State policy in the sphere of legal aid; the National Legal Aid Bureau /NLAB/ which provides general and methodological guidance of the activity concerning the granting of legal aid by issuing mandatory instructions on the application of the Act and the statutory instruments of secondary legislation; the Bar Councils which organize and administer legal aid within the respective geographical jurisdiction (network of Regional Counseling Centers / RCCs /, established at thirteen bar councils in the country); the authority directing the procedural steps, the court or the relevant police or customs authority which decide whether to grant legal aid or not in civil or administrative cases. Consultations are provided as well as through the National Telephone for Legal Aid at the NLAB. The NLAB grants or refuses granting legal aid for a consultation with a view to reaching a settlement prior to bringing legal proceedings or to bringing a case before a court and/or preparation of documents for a trial.

The types of legal aid are: pre-litigation advice with a view to reaching a settlement prior to bringing legal proceedings or to bringing a case before a court; preparation of documents for bringing a case before a court; representation in court by legal counsel; representation upon detention under Article 72 of the Ministry of Interior Act and under Article 16a of the Customs Act and under Art. 124b, para. 1 of the Law on the State Agency for National Security.

The legal aid system covers cases in which the assistance of a lawyer, a stand-by defence counsel or representation is mandatory as provided for by the Criminal Procedure Code, the Civil Procedure Code and the Administrative Procedure Code. Legal aid system covers also cases in which the applicant is unable to pay for a lawyer, wishes to benefit of a legal assistance, and the interests of the justice require such legal assistance. Legal aid for alternative dispute resolution (ADR) does not apply.

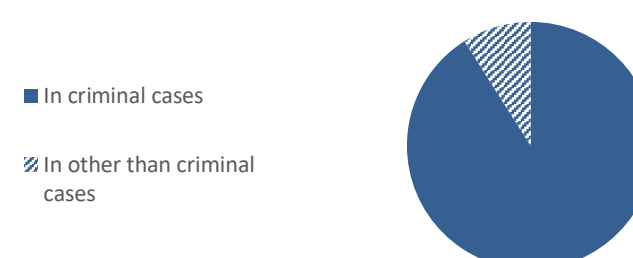
The travel expenses of an official defence counsel are covered by the budget for legal aid administering.

According to article 38 (5) of the Legal Aid Act, the appointed lawyer shall furthermore be reimbursed for the necessary expenses on the defence, incurred for visit to the places of deprivation of liberty or to detention facilities and on defence in another nucleated settlement according to the procedure established by the Ordinance on Domestic Business Trips.

#### Number of cases for which legal aid has been granted

Absolute number (in 2020)	Total	Cases brought to court	Cases not brought to court
<b>Total</b>	NA	31 866	NA
<b>In criminal cases</b>	NA	29 002	NA
<b>In other than criminal cases</b>	NA	2 864	NA

Ratio of number of cases brought to court for which legal aid has been granted



According to the Bulgarian Law on Legal Aid / LPA / there are four types of legal aid: 1. preliminary legal aid for consultation with a view to reaching an agreement before the commencement of court proceedings or for filing a case; 2. preparation of documents for filing a case; 3. legal aid for procedural representation in an already initiated case in the court or in the pre-trial bodies; 4. legal assistance in case of detention under the Law on the Ministry of Interior and under the Law on Customs, which is a representation by a lawyer before pre-trial criminal proceedings are instituted.

Against the background of the above clarification, it should be noted that the provided data is only in respect of the legal aid for procedural representation in an already initiated case in the court or in the pre-trial bodies.

#### Timeframes of the procedure for granting legal aid (in relation to the duration from the initial legal aid request to the final approval of the legal aid request)

- Maximum duration prescribed in law/regulations: 14
- Actual average duration: 7

The term of 14 days is provided in the Law on Legal Aid, in force from January 1, 2006 / SG no. 79 of 2005. The actual average duration- up to 7 days

4. Performance of courts in Bulgaria

• Efficiency indicators

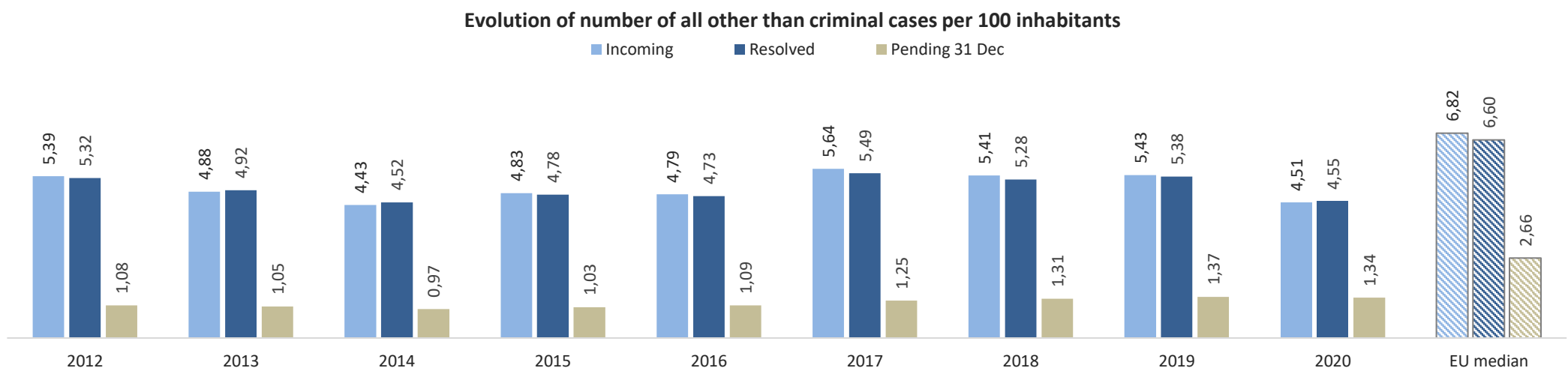
- Clearance Rate (CR) and Disposition Time (DT)

The Clearance Rate shows the capacity of a judicial system to deal with the incoming cases. A Clearance Rate of 100% and higher does not generate backlog.

The Disposition Time determines the estimated number of days necessary for a pending case to be solved in a court.

First instance Total of other than criminal cases

- Incoming, resolved and pending cases



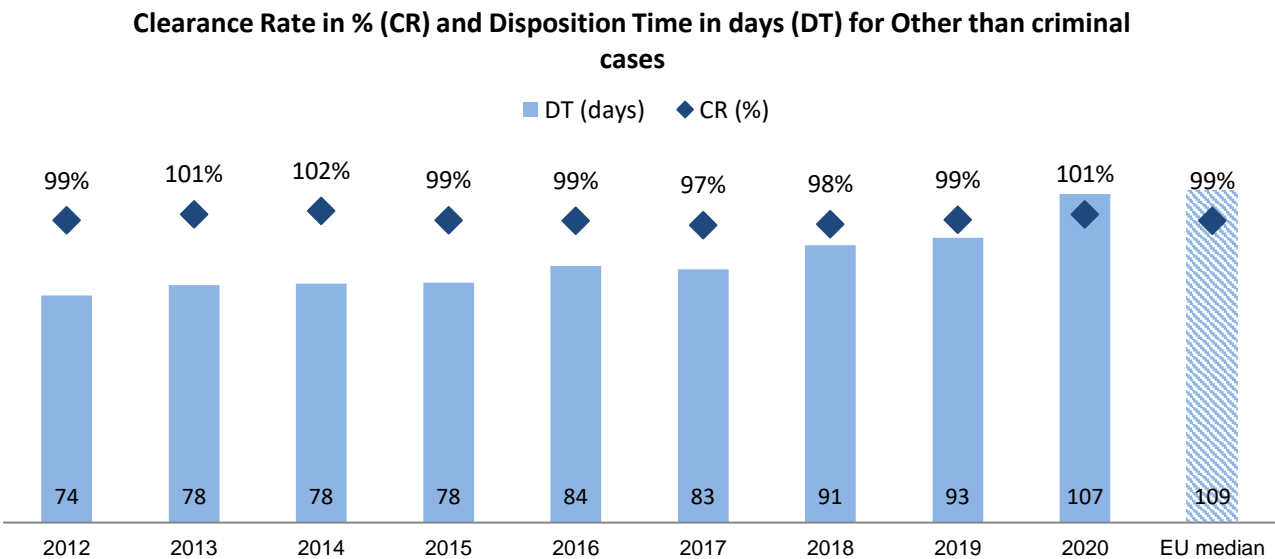
The number of incoming cases in 2020 in Bulgaria (4,51 per 100 inhabitants) is somewhat below the EU median (6,82 per 100 inhabitants).

The number of resolved cases in 2020 in Bulgaria (4,55 per 100 inhabitants) is somewhat below the EU median (6,60 per 100 inhabitants).

The number of pending cases at the end of 2020 in Bulgaria (1,34 per 100 inhabitants) is somewhat below the EU median (2,66 per 100 inhabitants).

- Clearance Rate and Disposition Time

Other than criminal cases	CR (%)	DT (days)
2012	99%	74
2013	101%	78
2014	102%	78
2015	99%	78
2016	99%	84
2017	97%	83
2018	98%	91
2019	99%	93
2020	101%	107



With a Clearance Rate calculated at 100,9% in 2020 Bulgaria seems to be able to deal with its other than criminal cases.

Between 2019 and 2020, the Clearance Rate has increased by 1,8 points.

In 2020, other than criminal cases are solved in approximately 107 days, which is slightly below the EU median of 109 days.

The analysis of the 2019 - 2020 period reveals a 15,3% increase of the Disposition Time.

First instance Civil (and commercial) litigious cases

Data on civil (and commercial) litigious cases is not available. In fact, the division by types of cases in the statistical forms published by the Supreme Judicial Council of Bulgaria is quite different from the CEPEJ categorisation and for that reason breakdown cannot be made. Only administrative cases are possible to differentiate due to existence of administrative courts.

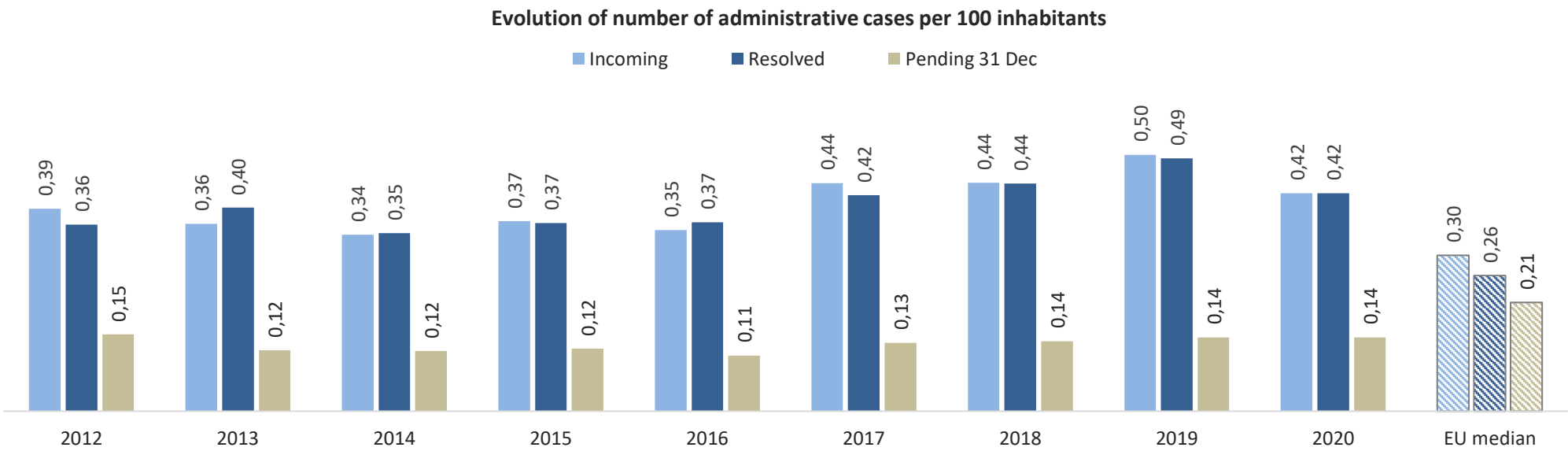
As it is impossible to distinguish between litigious and non-litigious civil cases for the present, for 2020 the following data is available as to the sum of all civil and commercial litigious and non-litigious cases: pending at the beginning 85 460; incoming 282 768, resolved 285 461 and pending at the end of the year 82 767.

It is noteworthy that since 2020, the Unified Court Information System (UIS) has been gradually introduced in all courts, developed within the project “Creating a Model for Optimizing the Court Card of Bulgarian Courts and Prosecutor's Offices and Developing a Unified Court Information System” with the financial support of Operational Program "Good Governance" 2014-2020. Depending on the functionalities of the system, it is possible to collect information on the next cycle according to the indicators in question 91.

Accordingly, no efficiency indicator can be calculated for Bulgaria for 2020 in respect of this case category.

First instance Administrative cases

◦ Incoming, resolved and pending cases



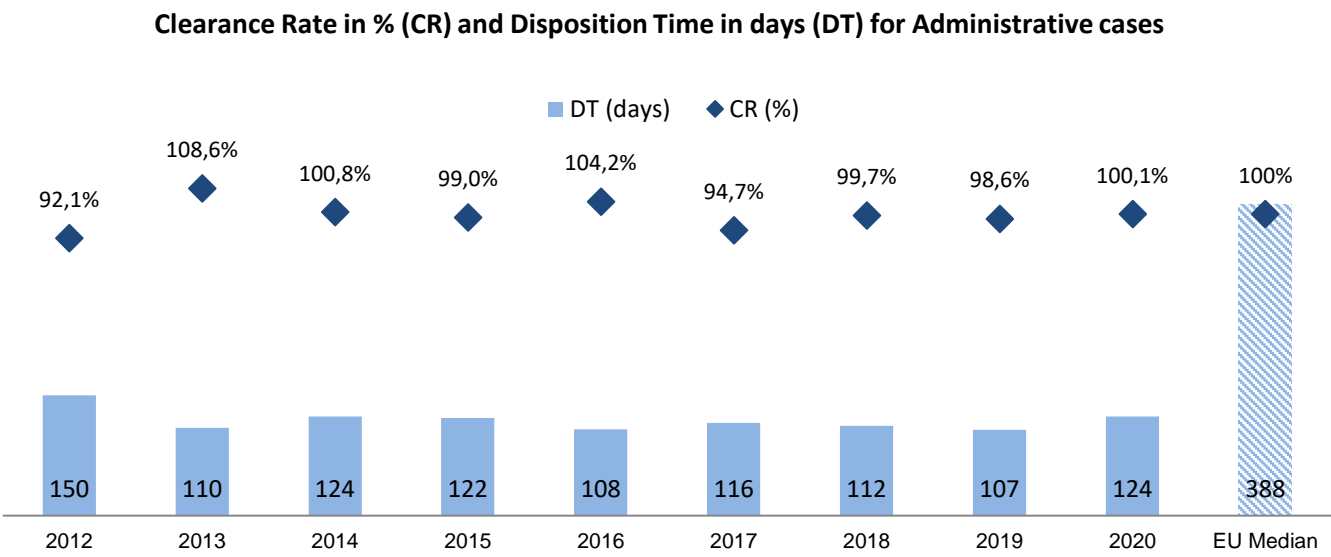
The number of incoming cases in 2020 in Bulgaria (0,42 per 100 inhabitants) is somewhat above the EU median (0,30 per 100 inhabitants).

The number of resolved cases in 2020 in Bulgaria (0,42 per 100 inhabitants) is significantly above the EU median (0,26 per 100 inhabitants).

The number of pending cases at the end of 2020 in Bulgaria (0,14 per 100 inhabitants) is somewhat below the EU median (0,21 per 100 inhabitants).

◦ Clearance Rate and Disposition Time

Administrative cases	CR (%)	DT (days)
2012	92,1%	150
2013	108,6%	110
2014	100,8%	124
2015	99,0%	122
2016	104,2%	108
2017	94,7%	116
2018	99,7%	112
2019	98,6%	107
2020	100,1%	124



With a Clearance Rate calculated at 100,1% in 2020, Bulgaria seems to be able to deal with its administrative cases.

Between 2019 and 2020, the Clearance Rate has increased for 1,6 points.

In 2020, the administrative cases are solved in approximately 124 days, which is significantly below the EU median of 388 days.

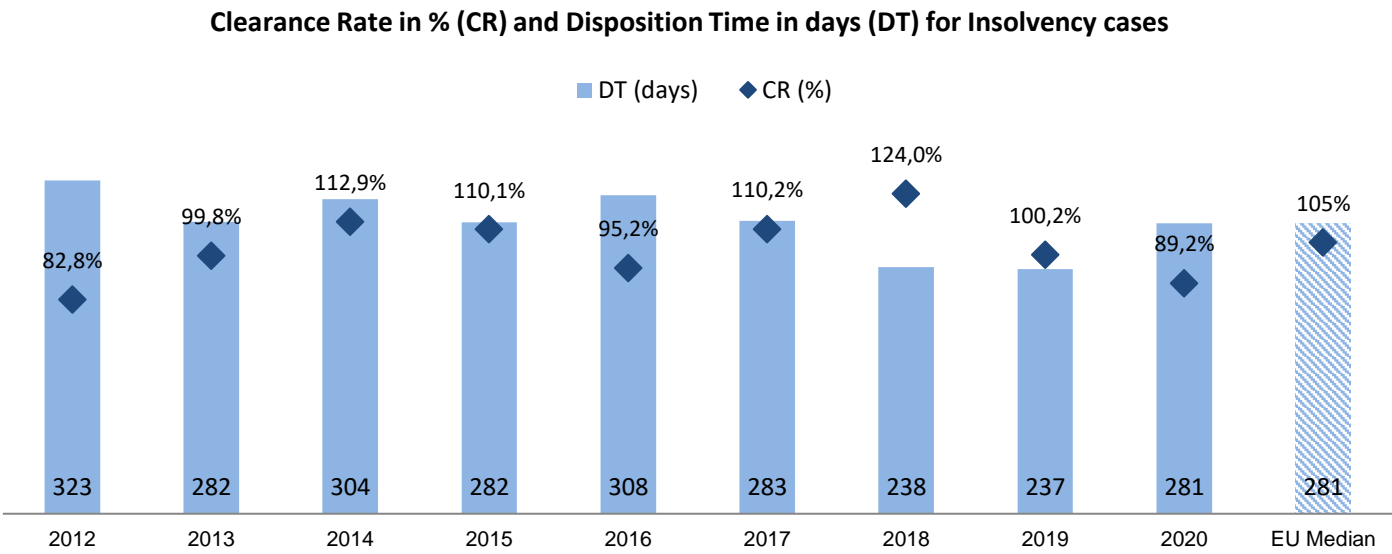
The analysis of the 2019 - 2020 period reveals a 15,9% increase of the Disposition Time.

The number of administrative law cases older than 2 years is not available.

Insolvency cases

◦ Clearance Rate and Disposition Time

Insolvency cases	CR (%)	DT (days)
2012	82,8%	323
2013	99,8%	282
2014	112,9%	304
2015	110,1%	282
2016	95,2%	308
2017	110,2%	283
2018	124,0%	238
2019	100,2%	237
2020	89,2%	281



The Clearance Rate was calculated at 89,2% in 2020 for insolvency cases, Bulgaria seems to encounter difficulties in dealing with its insolvency cases.

Between 2019 and 2020, the Clearance Rate has decreased by -10,9 points.

In 2020, insolvency cases are solved in a approximately 281 days, which is the EU median of 281 days.

The analysis of the 2019 - 2020 period reveals a 18,7% increase of the Disposition Time.

The increased number of pending “insolvency cases” affecting negatively the efficiency indicators for 2020 could be the result of the epidemiological situation in the country related to the spread of COVID - 19, as well as to the emergency measures introduced by the Government of the Republic of Bulgaria.

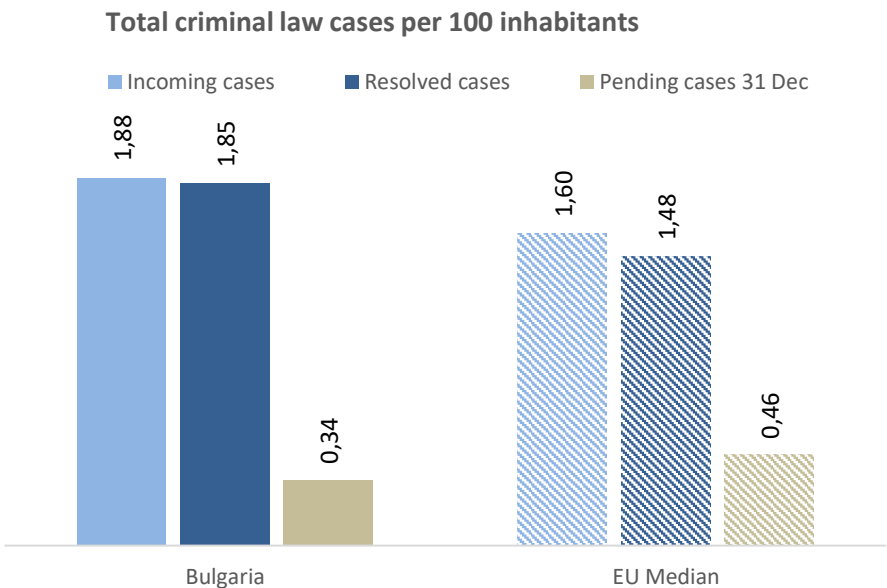


• First instance Criminal Law Cases

◦ Incoming, resolved and pending cases

	Pending cases 1 Jan	Incoming cases	Resolved cases	Pending cases 31 Dec
Total	21 184	130 282	128 186	23 280
Severe criminal cases	NA	NA	NA	NA
Misdemeanour and/or minor cases	NA	NA	NA	NA
Other cases	NA	NA	NA	NA

Per 100 inhabitants	Pending cases 1 Jan	Incoming cases	Resolved cases	Pending cases 31 Dec
Total	0,31	1,88	1,85	0,34
Severe criminal cases	NA	NA	NA	NA
Misdemeanour and/or minor cases	NA	NA	NA	NA
Other cases	NA	NA	NA	NA



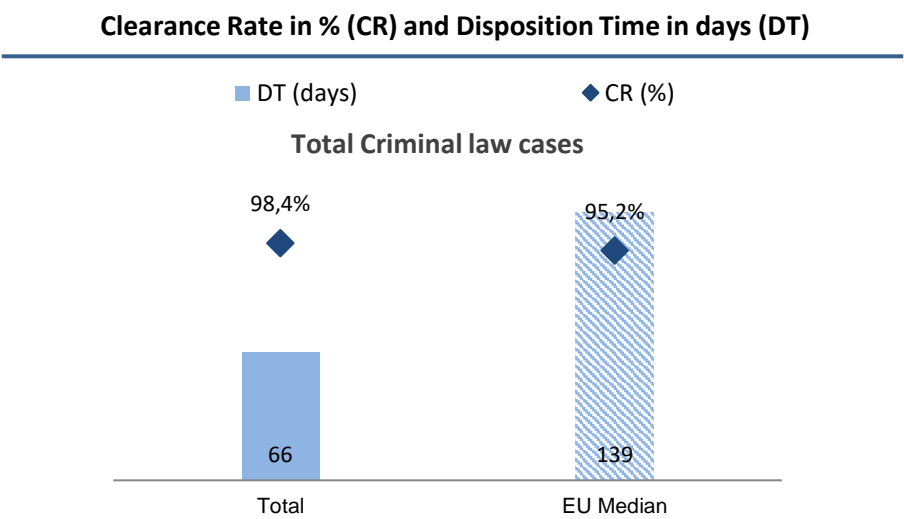
The number of total incoming criminal cases in 2020 in Bulgaria (1,88 per 100 inhabitants) is slightly above the EU median (1,60 per 100 inhabitants).

The number of total resolved criminal cases in 2020 in Bulgaria (1,85 per 100 inhabitants) is somewhat above the EU median (1,48 per 100 inhabitants).

The number of total pending criminal cases at the end of 2020 in Bulgaria (0,34 per 100 inhabitants) is somewhat below the EU median (0,46 per 100 inhabitants).

◦ Clearance Rate and Disposition Time

Total criminal law cases	CR (%)	DT (days)
Total	98,4%	66
Severe criminal cases	NA	NA
Misdemeanour and/or minor cases	NA	NA
Other cases	NA	NA



With the Clearance Rate calculated at 98,4% in 2020 for total criminal cases, Bulgaria seems to be able to deal with its total criminal cases.

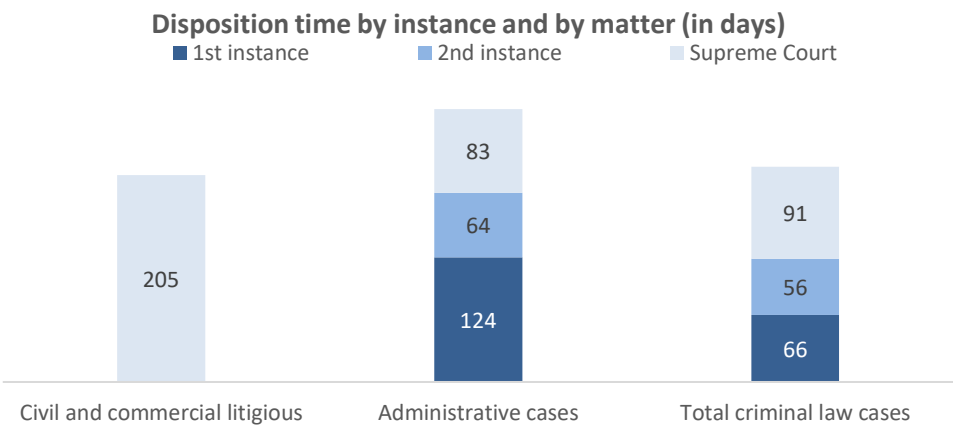
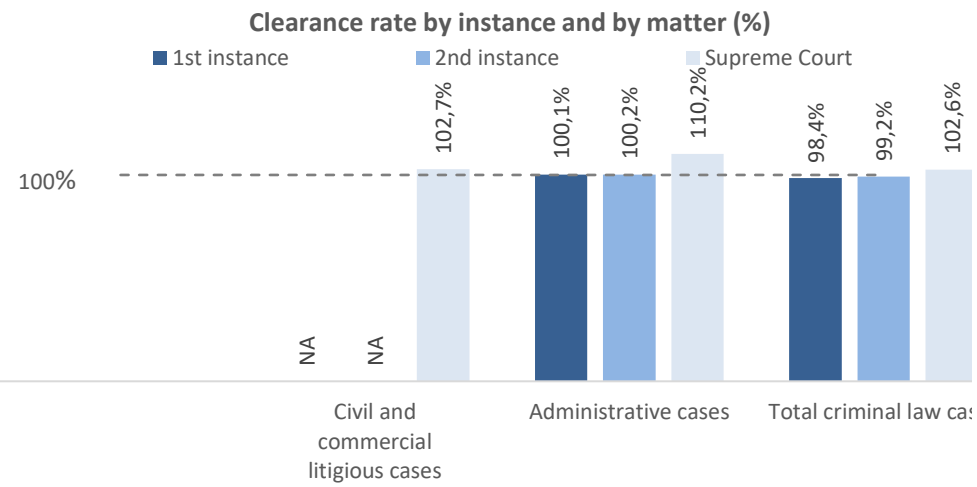
In 2020, criminal law cases were solved in approximately 66 days, which is significantly below EU median of 139 days.

For most of the crimes, the Bulgarian Criminal Code provides for a deprivation of liberty, which makes the distinction hard to be made. The offences could be divided into two categories: common offences and offences subject to private prosecution. For the common offences, the search of responsibility is subordinated to the common regime (there is a public interest concerned or public interest and personal goods). Such are the crimes against individuals (homicide, grievous or intermediate bodily harm, rape, fornication and etc.), crimes against the property (the list is not exhaustive). As to the offences subject to private prosecution, the criminal proceedings are initiated upon a complaint by the affected person (personal interests of the affected person, and usually the affected person and the perpetrator are close relatives). Those offences have a lower degree of public danger and affect less the rights of the concerned person. Such offences are the minor bodily injury, the insult, the slander and etc.

It should be noticed that since 2020, the Unified Court Information System (UIS) has been gradually introduced in all courts, developed within the project “Creating a Model for Optimizing the Court Card of Bulgarian Courts and Prosecutor’s Offices and Developing a Unified Court Information System” with the financial support of Operational Program "Good Governance" 2014-2020. Depending on the functionalities of the system, it may be possible to collect information on the next cycle according to the indicators mentioned in question 94.

Overall efficiency by instance and by case matter

	CR (%)			DT (days)		
	1st instance	2nd instance	Supreme Court	1st instance	2nd instance	Supreme Court
Civil and commercial litigious cases	NA	NA	102,7%	NA	NA	205
Administrative cases	100,1%	100,2%	110,2%	124	64	83
Total criminal law cases	98,4%	99,2%	102,6%	66	56	91



For the reasons explained above, concerning civil and commercial litigious cases, the efficiency indicators can be calculated only with regard to the Supreme Cassation Court. The latter proved to be efficient in these matters as well as in the criminal law field in 2020 with a Clearance Rate above the 100% threshold and a Disposition Time of respectively 205 days and 91 days which are below the EU medians of 224 and 120 days.

In 2020, Bulgarian courts seem to be particularly efficient and prompt in administrative matters. As the graph above shows it, at all court instances, the Clearance Rate is above 100%, while the Disposition Time is considerably below the respective EU medians (388 days at first instance; 362 days at second instance and 281 days at third instance). More specifically, regarding the Supreme Administrative Court (SAC), the number of pending administrative cases decreased meaningfully in 2020 due to the reorganization of the work process. Namely, by issuing an internal order, the Chairman/President of the SAC increased the workload of each judge to achieve these results.

As to the criminal law field, the efficiency indicators are satisfactory at all instances in 2020, with a Clearance Rate above or close to the 100% and a Disposition Time considerably below the respective EU medians (139 days at first instance, 101 days at second instance and 120 days at third instance).

5. Public prosecution services in Bulgaria

• Role and powers of the public prosecutor

In the criminal procedure, the public prosecutor in Bulgaria has the following 10 out of 11 possible roles and powers:

To conduct or supervise police investigation	✓	To appeal	✓
To conduct investigations	✓	To supervise the enforcement procedure	✓
When necessary, to request investigation measures from the judge	✓	To discontinue a case without needing a decision by a judge	✓
To charge	✓	To end the case by imposing or negotiating a penalty or measure without requiring a judicial decision	✗
To present the case in the court	✓	Other significant powers	✓
To propose a sentence to the judge	✓		

Pursuant to the Constitution of the Republic of Bulgaria (art.127), the Prosecutor’s Office shall ensure that legality is observed by exercising other powers as well: by taking actions for revoking all unlawful acts; by participating in civil and administrative proceedings under the cases provided by the law.

In accordance with the Judicial System Act (art.145), in discharging the functions stipulated by the law, the prosecutor may: conduct checks in person; if there are data on criminal offences or legally non-conforming instruments and actions, assign the respective authorities to conduct checks and audits within a time limit set by the prosecutor, submitting thereto conclusions and, upon request, the full set of materials as well; transmit the materials to the competent authority, where establishing that there are grounds to enforce liability or to apply coercive administrative measures, which the prosecutor cannot implement in person; apply the measures provided for by the law if there are data that a publicly prosecutable offence or another breach of the law may be committed. Within the competence thereof and in accordance with the law, a prosecutor may give binding written orders to the police authorities. The prosecutor shall appeal and motion for the reversal or modification of legally non-conforming instruments within the time limit and according to the procedure provided for by law. The prosecutor may stay the enforcement of an instrument until the appeal is examined by the authority concerned, if so provided for by law.

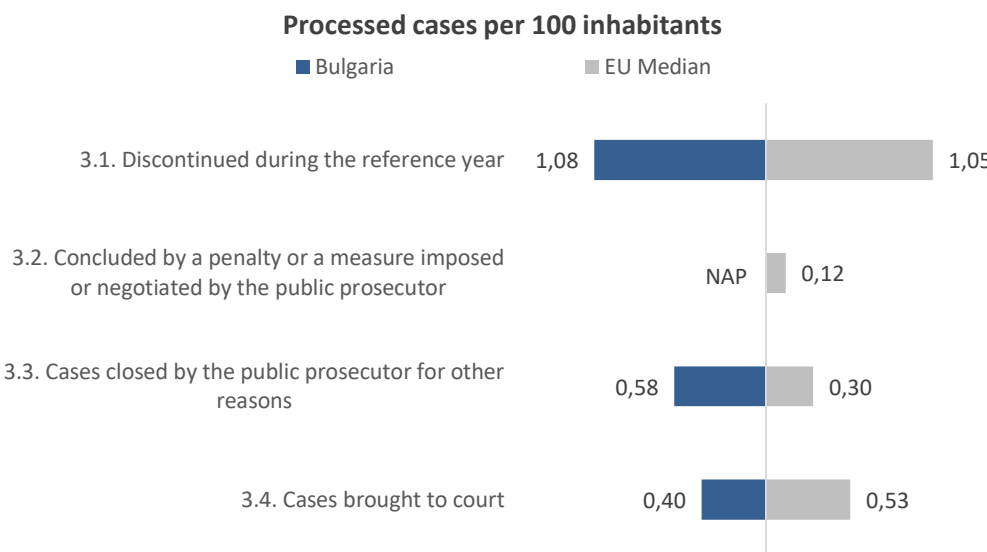
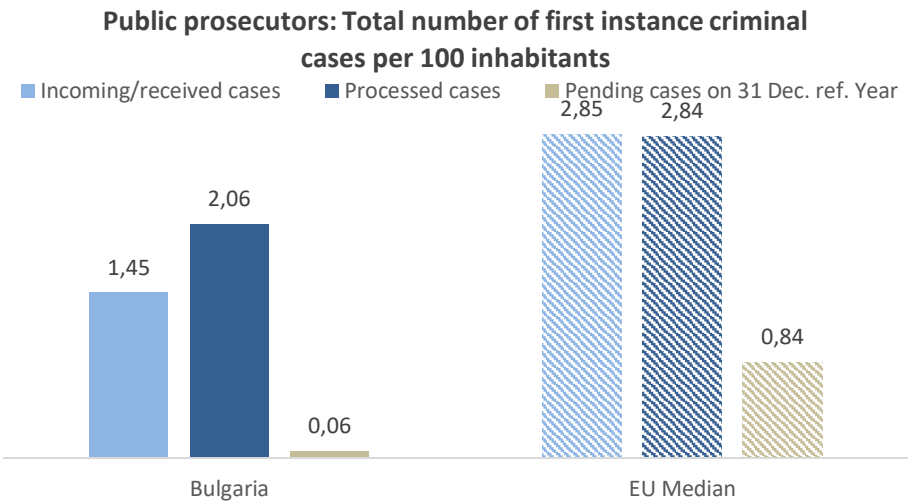
Besides, the public prosecutor may: suspend criminal proceedings in certain cases; assign the respective bodies of the Ministry of Interior, the State Agency for National Security, the Commission for Combating Corruption and Confiscation of Illegally Acquired Property or the Customs Agency with establishing the identity of, and tracing down the perpetrator when the perpetrator of a criminal offence is unknown; the prosecutor may take the materials concerning non-identified and non-located individuals in a separate case where evidence is collected in the case of the involvement of more individuals; the prosecutor may take materials concerning some of the offences in a separate case where evidence is collected in the case of several criminal offences committed by one and the same individual. A prosecutor at a higher position and a prosecutor with a higher prosecution office may revoke in writing or amend the decrees of prosecutors directly reporting to him/her. In such cases s/he may take the necessary investigative or other procedural action alone. The Prosecutor-General exercises supervision for legality of and provide methodological guidance for the operation of all prosecutors.

The public prosecutor also has a role in civil, administrative and insolvency cases, namely concerning the submission of claims for the dissolution of non-profit associations and political parties, if the legal prerequisites for this are present.

In regard to insolvency cases, the prosecutor participates in the examination of commercial cases in the case of the termination of trading companies.

Public prosecutors: Number of first instance criminal cases

Type of cases	Absolute number	Per 100 inhabitants
1. Pending cases on 1 Jan. ref. year	4 695	0,07
2. Incoming/received cases	100 508	1,45
3. Processed cases (3.1 + 3.2 + 3.3 + 3.4)	142 299	2,06
3.1. Discontinued during the reference year (3.1.1 + 3.1.2 + 3.1.3 + 3.1.4)	74 567	1,08
3.1.1 Discontinued by the public prosecutor because the offender could not be identified	NAP	NAP
3.1.2 Discontinued by the public prosecutor due to the lack of an established offence or a specific legal situation	74 567	1,08
3.1.3 Discontinued by the public prosecutor for reasons of opportunity	NAP	NAP
3.1.4 Discontinued for other reasons	NAP	NAP
3.2. Concluded by a penalty or a measure imposed or negotiated by the public prosecutor	NAP	NAP
3.3. Cases closed by the public prosecutor for other reasons	39 853	0,58
3.4. Cases brought to court	27 879	0,40
4. Pending cases on 31 Dec. ref. year	4 119	0,06



Few methodological clarifications have to be carried out here.

The number of pending cases at the beginning of the year refers to the unresolved pre-trial proceedings (PTPs) by a prosecutor as of 1 January of the reference year.

The number of incoming cases encompasses the closed PTPs.

The processed cases are the decided PTPs by a prosecutor.

The discontinued during the reference year cases are the terminated PTPs (including those by prescription).

Discontinued by the public prosecutor cases due to the lack of an established offence or a specific legal situation are the terminated PTPs, incl. those by prescription.

Cases closed by the public prosecutor for other reasons are the suspended PTPs, as well as the PTPs sent by competence (for the respective prosecutor's office, although these cases are essentially unresolved, they are closed). It is not obligatory for the prosecutor's office, which sent the case within its competence, to conduct a full investigation. If a ground for the competence of another prosecutor's office is established under the rules of local, functional or special competence, the case shall be sent to the respective prosecutor's office for continuation of the investigation. The grounds for determining the competence are exhaustively specified in the CPC (Chapter Four, Section II of the CPC, Article 35 et seq. Of the CPC, Article 195 of the CPC, Articles 396-398 of the CPC, Article 411a of the CPC). Regarding the cases sent by competence, the mathematical calculation for collecting the values is not applicable for the two prosecutor's offices - one that sent it by competence (according to the rules of local, functional or special competence), for which the case was decided "closed case for other reasons" and the other, which accepted it within its competence, if at the end of the year the same case remained pending, the latter is included in the above data.

Cases brought to court are the submitted PDs in the court.

The number of pending cases at the end of the year refers to the unresolved pre-trial proceedings by a prosecutor.

Concerning the increase in the number of processed cases between 2018 and 2020, the number of "cases closed by the prosecutor for other reasons", taken into consideration for this cycle, makes the difference.

6. Existence and use of alternative dispute resolution in Bulgaria

Number of mediators

The information about the number of registered court-related mediators is not available (NA). As of July 2021 the total number of mediators registered in the Unified Register of Mediators at the Ministry of Justice is 2767 (for 2020 the number of newly registered is 233).

Number of court related mediations

Type of cases	Number of cases for which the parties agreed to start mediation	Number of finished court-related mediations	Number of cases in which there is a settlement agreement
All cases	NA	NA	NA
Civil and commercial	NA	NA	NA
Family cases	NA	NA	NA
Administrative	NAP	NAP	NAP
Employment dismissal	NA	NA	NA
Criminal cases	NAP	NAP	NAP
Consumer cases	NA	NA	NA

## 7. ICT tools of courts in Bulgaria

### •The ICT tools of courts and for court users

The use of ICT in courts in 2020 has been evaluated as :

EU Median

<b>Total</b>	<b>4,6</b>	<b>6,6</b>
Assistance tools (0 to 3)	0,7	2,0
Case management system (0 to 7)	5,0	5,2
Financial management tools (0 to 3)	1,4	1,3
Measurement tools to assess the workload (0 to 5)	2,5	2,5
Electronic communication (0 to 10)	3,3	6,9

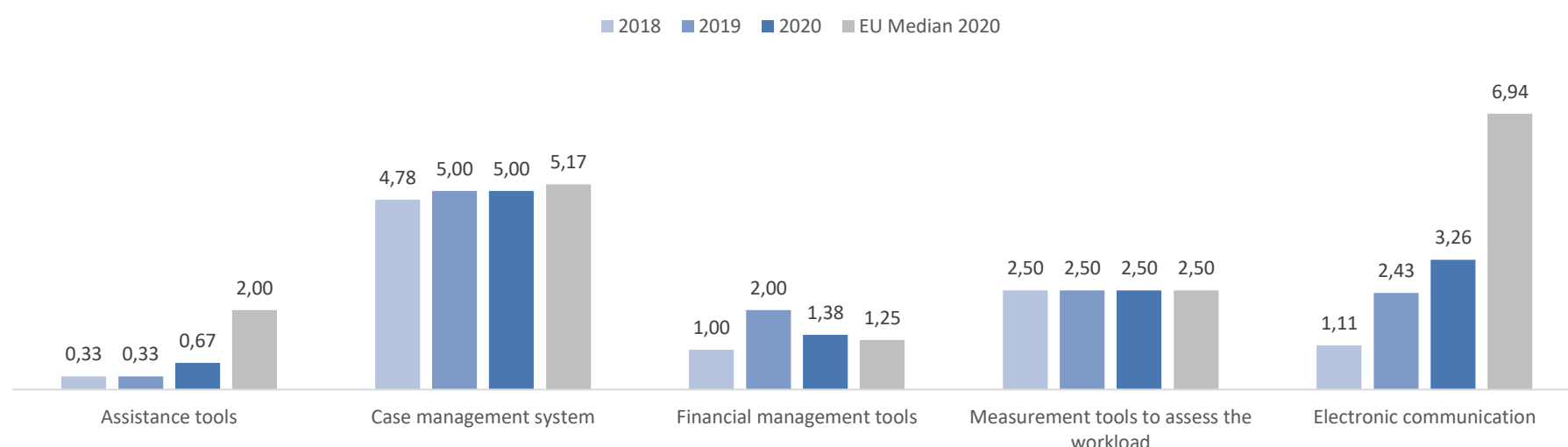
The calculation of this values for each field is based on the answers for that question/s and weighted according the availability or deployment rate. The total value is normalised to max 10 points for readability and comparison.

The details of the calculation are given in Annex 5 - IT calculations

The result by area may be summarized in these graphics, where each field has been evaluated from 0 to 4 points.

*Note: index is modified based on the available questions. This cycle the recalculation was made for the last three cycles to be able to follow the development.*

### ICT tools assessment from 2018 to 2020



Concerning the existence of writing assistance tools, pursuant to Article 55 of the Civil Procedure Code, the Minister of Justice issues an ordinance approving the samples of all papers related to service. The amendment of the samples is done by amending and supplementing the ordinance.

As concerns the existence of measurement tools on workload, it is noteworthy that with a decision of the Prosecutors Chamber with the Supreme Judicial Council of Bulgaria (SJC) dated 18.12.2019, as of 01.01.2020, Rules for measuring the workload of the prosecutor's offices and the individual workload of each prosecutor and investigator have been adopted. With a decision of the SJC of 16.12.2015, Rules for assessment of the workload of judges have been adopted.

The instruments do not refer to court employees, but only to judges, prosecutors and investigators within the prosecutor's offices and courts in the Republic of Bulgaria.

In terms of electronic communication, the possibility for summoning and receiving documents and communications electronically in the administrative proceedings is provided in Art. 18a, para. 4 of the APC with amendment and supplement of the code, promulgated. in SG, no. 77 of 2018, in force since October 10, 2019.

With regard to civil/coomercial proceedings, an important update of the legislation was made in connection with the regulation of the possibility to serve summonses, notices and court papers by e-mail. On December 29, 2020, the Law for amendment and supplement of the Civil Procedure Code was promulgated, which for the most part enters into force on June 30, 2021.

In respect of criminal proceedings, the latest amendments to the Criminal Procedure Code stipulate that a message containing information for downloading the summons, the message or the papers from the information system for secure service or from the single portal for e-justice is sent to the e-mail address indicated by the person. ( in force from 30.06.2021).



8. Systems for measuring and evaluating the performance of courts and public prosecution services in Bulgaria

In Bulgaria, quality standards are determined for the judicial system at national level (e.g. quality systems for the judiciary and/or judicial quality policies). Specialised personnel within the courts and the public prosecution services is entrusted with implementation of these national level quality standards.

The Supreme Judicial Council, through its Commission for Attestation/Appraisal and Competitions at the Judges College/Chamber of the Supreme Judicial Council and the Commission for Attestation/Appraisal and Competitions at the Prosecutorial College/Chamber, are the bodies that perform an objective assessment of the professional, business and moral qualities of magistrates.

According to its article 4, the Ordinance № 2 from 23.02.2017 on the indicators, methodology and procedure for appraisal of a judge, chairman and deputy chairman of a court aims: 1. to affirm the rule of law and ensure effective protection of the rights of judges; 2. to ensure a lawful, transparent and fair procedure for career growth; 3. to increase the personal motivation for professional development of the judges, to maintain and improve the quality of their work; 4. to prevent corruption in the system of the judiciary; 5. to contribute to increasing the trust in the judiciary. The appraisal is an objective assessment of the professional, business and moral qualities of a judge, chairman and deputy chairman of a court, demonstrated in the performance of his position. A unified appraisal form for a judge, chairman and deputy chairman of a court shall be filled in according to a sample pursuant to the appendix for the assessment as a result of the appraisal (art.5). The appraisal guarantees professional self-improvement, equal and fair opportunities for the career growth of judges, based on the principles of legality, equality, objectivity and transparency (art.6). The appraisal may not affect the independence and fundamental rights of judges (art.7). The appraisal shall refer to the qualification, the achievements and the professional suitability, as well as the observance of the rules for ethical behavior by a judge, chairman and deputy chairman of a court. The qualification is a set of the acquired professional knowledge, skills and personal abilities of the appraised. The achievements are the personal qualitative and quantitative results, achieved by the appraised in his practical activity. Professional suitability is the specific qualification for a specifically defined position. The observance of the rules for ethical conduct is a conduct, compliant with the rules of the respective code of ethics (art.8).

According to art. 196 of the Judiciary System Act, the appraisal shall be carried out: 1. initial - for a three-year period as of the appointment of a judge, prosecutor or investigator - when participating in a competition or in case of a proposal for promotion in ranking; 2. for the purpose of acquiring tenure: upon completion of five years' service as a judge, prosecutor or investigating magistrate; 3. periodic - for a 5-year period as of the attestation for tenure of a judge, prosecutor and investigator, of an administrative head and a deputy administrative head; 4. extraordinarily: in the cases under Article 197 (5). Junior judges, junior prosecutors and junior investigators shall not undergo initial appraisal. A report on their work shall be drawn up by the supervisor for the second year of their appointment.

According to article 198 of the Judiciary system Act, the criteria for the appraisal of a judge, prosecutor or an investigating magistrate shall be: legal knowledge and skills of applying it; skill of analysing legally relevant facts; skill of making optimum working arrangements; efficiency and discipline; compliance with the rules of ethical behaviour. In the course of the appraisal the following indicators shall be taken into account: keeping deadlines; number of instruments upheld and reversed and the grounds for this; the results of inspections carried out by the Inspectorate with the Supreme Judicial Council; the overall caseload of the respective judicial district and judicial authority, as well as the workload of the appraised judge, prosecutor or investigating magistrate compared to other judges, prosecutors or investigating magistrates in the same judicial authority. The time served by the judge, prosecutor or investigating magistrate as a permanent trainer at the National Institute of Justice shall also be included in the appraisal period. The evaluation of the work performance as a trainer shall be given by the Managing Board. The time served by the judge, prosecutor or investigating magistrate as a European Delegated Prosecutor shall also be included in the appraisal period. The evaluation of the results of their work under Regulation (EU) 2017/1939 shall become part of their appraisal.

Article. 199 specifies that a judge shall be appraised under the following specific criteria: complying with the schedule for conduct of court hearings; skill of conducting a court hearing and drawing up a record of proceedings; administrating cases and appeals, preparing for a court hearing; number of appealed judicial instruments from among the appealable judicial instruments, appealed judicial instruments upheld, judicial instruments reversed or invalidated, in whole or in part, and the grounds for it; the ability to reason and justify judicial instruments and to analyse evidence shall be subject to evaluation. A prosecutor shall be appraised under the following specific criteria: skills of planning and structuring steps in pre-trial and trial proceedings; complying with the written instructions and orders of the superior prosecutor; ability to make working arrangements and direct the investigating authorities and the teams participating in pre-trial proceedings; number of non-appealed prosecutorial instruments, including warrants to terminate and suspend criminal proceedings, number of final judicial instruments rendered on instruments submitted by the prosecutor appraised, as well as the final judicial instruments returning cases for the rectification of procedural breaches, and the reasons for this, number of appeals granted, the prosecutorial instruments upheld, modified and reversed upon an instance and ex officio review. An investigating magistrate shall be appraised under the following specific criteria: skills of planning and structuring steps in pre-trial proceedings; complying with the written instructions and orders of the prosecutor; correspondence of the prosecutorial instruments with the opinion of the investigating magistrate after the conclusive completion of the investigation and final disposal of the cases returned for further investigation.

• Systems for measuring and evaluating courts' performance

A regular monitoring system of court activities is in place concerning:

Number of incoming cases	✓	Satisfaction of users (regarding the services delivered by the courts)	✗
Length of proceedings (timeframes)	✓	Costs of the judicial procedures	✗
Number of resolved cases	✓	Number of appeals	✓
Number of pending cases	✓	Appeal ratio	✗
Backlogs	✓	Clearance rate	✗
Productivity of judges and court staff	✗	Disposition time	✗
Satisfaction of court staff	✗	Other	✗

In Bulgaria, there is a system to regularly evaluate the court performance based primarily on defined indicators and the frequency of the reporting is annual.

The Inspectorate to the Supreme Judicial Council (ISJC) is a body of the judicial system of the Republic of Bulgaria established under art. 132a of the Constitution of the Republic of Bulgaria /published in State Gazette N.12 from 6th February 2007/. The Inspectorate to the Supreme Judicial Council is an independent body with the primary function of examining the operation of the judicial bodies without affecting their independence. Art. 54, para. 1 of the Judicial Power Act assigns powers to the Inspectorate to the Supreme Judicial Council.

The Inspectorate annually, not later than the end of March of the current year, adopts a program for the planned inspections.

Performance and quality indicators are defined for the activity of each court.

The following indicators are used:

Number of incoming cases	✓	Satisfaction of users (regarding the services delivered by the courts)	✗
Length of proceedings (timeframes)	✓	Costs of the judicial procedures	✗
Number of resolved cases	✓	Number of appeals	✓
Number of pending cases	✓	Appeal ratio	✓
Backlogs	✗	Clearance rate	✗
Productivity of judges and court staff	✗	Disposition time	✗
Satisfaction of court staff	✗	Other	✗

The evaluation of the courts' activities is not used for the later allocation of means in the courts.

• Systems for measuring and evaluating public prosecution services' performance

A regular monitoring system of public prosecution services activities is in place concerning:

Number of incoming cases	✔	Satisfaction of users (regarding the services delivered by the public prosecution)	✘
Length of proceedings (timeframes)	✔	Costs of the judicial procedures	✘
Number of resolved cases	✔	Clearance rate	✘
Number of pending cases	✔	Disposition time	✘
Backlogs	✔	Percentage of convictions and acquittals	✔
Productivity of prosecutors and prosecution staff	✘	Other	✘
Satisfaction of prosecution staff	✘		

Monitoring, through the reports and analyzes of the Prosecutor's Office of the Republic of Bulgaria and individual prosecutors, of the activities of the Prosecutor's Office is carried out only in terms of number of incoming cases, length of proceedings (timeframes), number of resolved cases, number of pending cases, backlogs and percentage of convictions and acquittals.

In Bulgaria, there is a system to evaluate regularly the activity of each public prosecution service and the reporting is more frequent than annual. With the Guidance for the Organization of the Information Activities at the Prosecutor's Office of the Republic of Bulgaria, all indicators for the activity of the Prosecutor's Office are regulated, as well as the obligation of all prosecutor's offices to prepare only a statistical report for the first half of the year, as well as analytical annual reports for their activity. The Rules for Measuring the Workload of the Prosecutor's Offices and the Individual Workload of Each Prosecutor and Investigator, adopted by a Decision of the Supreme Judicial Council under Protocol No. 60/11.12.2014, are applied in all prosecutor's offices, investigation departments and in the National Investigation Service. The use of the Unified Information System of the Prosecutor's Office ensures that the data is retrieved in real time and allows for its verification and reliability. Data on the administrative and managerial workload of the administrative heads, their deputies and the heads of the investigation departments is also provided through the system. The ratio of the number of law enforcement acts to one administrative act at the levels of the prosecutor's offices is also taken into account. The analysis of this relation is important for the efficiency/resource ratio analysis.

Within the Prosecutor's Office's Annual Report, an analysis is made for the workload of the public prosecutor's offices and the investigative bodies and it is compared to the workload of authorities of the same type and degree.

Data on the workload of public prosecutor's offices and investigative bodies is also collected every six months.

Ordinance No. 3 of 23.02.2017 on the Indicators and Methods for Assessment and the Criteria for Reporting the Workload Degree of Prosecutors, Investigators, Administrative Heads and Their Deputies can also be mentioned (adopted by a decision of the Plenum of the Supreme Judicial Council under Protocol No. 7 of 23.02.2017, promulgated in SG 21/10.03.2017). Workload reporting is designated to ensure fairness of the assessment in terms of the volume of actual work. The evaluation takes into account the actual workload of the relevant judicial authority, as well as the individual workload of the assessed prosecutor, investigator, administrative head, deputy administrative head and head of department. The workload of the respective judicial authority is compared to the workload of the bodies of the same type and degree, and the individual workload is compared to the set out workload norm and the workload of other prosecutors or investigators from the same body of the judiciary.

Performance and quality indicators are defined for the activity of each public prosecution service.

The following indicators are used:

Number of incoming cases	✔	Satisfaction of users (regarding the services delivered by the public prosecutors)	✘
Length of proceedings (timeframes)	✔	Costs of the judicial procedures	✘
Number of resolved cases	✔	Clearance rate	✔
Number of pending cases	✔	Disposition time	✔
Backlogs	✔	Percentage of convictions and acquittals	✔
Productivity of prosecutors and prosecution staff	✘	Other	✔
Satisfaction of prosecution staff	✘		

With the Guidance of Organization of the Information Activities at the Prosecutor's Office, issued by the Prosecutor General, the performance and quality indicators were defined, outside of the given ones, and covered the acts and actions of the public prosecutor for all types of supervisions that are carried out by the Prosecutor's Office:

In criminal proceedings, including the supervision of the enforcement of penalties, the following may be additionally, but not exhaustively mentioned: prosecutor's acts filed with the court; terminated cases; objections against judicial acts; acts for the enforcement of sentences that have already entered into force; acts for supervision over the sentence enforcement.

Actions for resolving the competition between administrative criminal liability and criminal liability;

Within civil proceedings – claims submitted under the cases provided by the law; Within administrative proceedings – participation in trials under the cases provided by the law; Acts on the supervision of legality

The evaluation of the public prosecution services' activities is used for the later allocation of means in the public prosecution services.

The implementation of optimization within the Prosecutor's Office is in view of the data on the volume of prosecutorial activity, the workload of prosecutors, as well as the territorial scope and specifics of the region served by the respective prosecutor's office. Decisions on this optimization are made by the Supreme Judicial Council (SJC) on the basis of information periodically provided by the prosecution. On the basis of an analysis of the above indicators, the staff for the respective prosecutor's office is determined (in case of need for increase or reduction of staff, resp. in case of transfer of a full-time position from one to another prosecutor's office).

The answer for 2020 takes into account the process of optimization of the court card started on 01.01.2019, as the Prosecutor's Office started the transformation of district prosecutor's offices into territorial divisions to district prosecutor's offices in the regional centers. Out of a total of 113 district prosecutor's offices at the end of 2018 - 11 were transformed into territorial departments from 01.01.2019, 28 were transformed into territorial departments from 01.01.2020, and as of January 1, 2021 another 38 district prosecutor's offices have been transformed into territorial divisions. The data on the workload and a set of other indicators were used for decision-making by the SJC for the indicated consolidation.

Bulgaria (2012-2020) data tables

Question	2012	2013	2014	2015	2016	2017	2018	2019	2020	Variations for quantitative questions									
										2012-2020	2012-2013	2013-2014	2014-2015	2015-2016	2016-2017	2017-2018	2018-2019	2019-2020	
Table General Data: Economic and demographic data, in absolute values (Q1, Q3, Q5)																			
Q1 Number of inhabitants	7 284 552	7 245 677	7 202 198	7 153 784	7 101 859	7 050 034	7 000 039	6 951 482	6 916 548	-5,1%	-0,5%	-0,6%	-0,7%	-0,7%	-0,7%	-0,7%	-0,7%	-0,5%	
Q.3 GDP Per capita (in €) in current prices	5 436	5 493	5 808	6 152	6 645	7 099	7 855	8 779	8 845	62,7%	1,0%	5,7%	5,9%	8,0%	6,8%	10,6%	11,8%	0,8%	
Q5. Exchange rate of Nat currency to € on 1 Jan	2	2	2	2	2	2	2	2	2	0,0%	0,0%	0,0%	0,0%	0,0%	0,0%	0,0%	0,0%	0,0%	
Indicator 1: Systems for measuring and evaluating the performance of courts and prosecution services (Indicator 4 in 2019)																			
Table 1.1 to Table 1.10 (Q66, Q67, Q77, Q78, Q77-1, Q78-1, Q73, Q73-0, Q73-1, Q73-2, Q73-3, Q73-4, Q73-5, Q73-6, Q70, Q70-1, Q71, Q72, Q83-2, Q83-3, Q120 and Q120-1)																			
66 Qlty standards formulated_jud system	No	No	No	No	False	False	False	False	True										
67 Specialised court staff entrusted_qlty standards	No	No	No	No	False	False	False	False	True										
77 Performance and quality indicators of court activities	Yes	Yes	Yes	Yes	True	True	True	True	True										
078.1.1 Number of incoming cases							True	True	True										
078.1.2 Length of proceedings (timeframes)							True	True	True										
078.1.3 Number of resolved cases							True	True	True										
078.1.4 Number of pending cases							True	True	True										
078.1.5 Backlogs							False	False	False										
078.1.6 Productivity of judges and court staff							False	False	False										
078.1.7 Satisfaction of court staff							False	False	False										
078.1.8 Satisfaction of users (regarding the services delivered by the courts)							False	False	False										
078.1.9 Costs of the judicial procedures							False	False	False										
078.1.10 Number of appeals							True	True	True										
078.1.11 Appeal ratio							False	True	True										
078.1.12 Clearance rate							False	True	False										
078.1.13 Disposition time							False	False	False										
078.1.14 Other							False	False	False										
077-1.1.1 Defined performance and quality indicators									True										

Bulgaria (2012-2020) data tables

Question	2012	2013	2014	2015	2016	2017	2018	2019	2020	Variations for quantitative questions								
										2012-2020	2012-2013	2013-2014	2014-2015	2015-2016	2016-2017	2017-2018	2018-2019	2019-2020
078-1.1.1 Number of incoming cases									True									
078-1.1.2 Length of proceedings (timeframes)									True									
078-1.1.3 Number of resolved cases									True									
078-1.1.4 Number of pending cases									True									
078-1.1.5 Backlogs									True									
078-1.1.6 Productivity of prosecutors and prosecution staff									False									
078-1.1.7 Satisfaction of prosecution staff									False									
078-1.1.8 Satisfaction of users (regarding the services delivered by the public prosecution)									False									
078-1.1.9 Costs of the judicial procedures									False									
078-1.1.10 Clearance rate									True									
078-1.1.11 Disposition time									True									
078-1.1.12 Percentage of convictions and acquittals									True									
078-1.1.13 Other									True									
73 Regular system_evaluation_performance_each court	No	No	No	No	False	True	True	True	True									
073-0.1.1 Annual					False	True	True	True	True									
073-0.1.2 Less frequent					False	False	False	False	False									
073-0.1.3 More frequent					False	False	False	False	False									
073-1.1.1 Evaluation used for the allocation of resources within the court			No	No	False	False	False	False	False									
073-2.1.1 Courses of action taken in the evaluation is used for the allocation of resources							False	-	True									
073-2.1.2 Reallocating resources (human/financial resources based on performance)							False	-	True									
073-2.1.3 Reengineering of internal procedures to increase efficiency							False	-	False									
073-2.1.4 Other							False	-	False									
073-3.1.1 Regular evaluation of the public prosecution services performance									True									

Bulgaria (2012-2020) data tables

Question	2012	2013	2014	2015	2016	2017	2018	2019	2020	Variations for quantitative questions								
										2012-2020	2012-2013	2013-2014	2014-2015	2015-2016	2016-2017	2017-2018	2018-2019	2019-2020
073-4.1.1 Annual									False									
073-4.1.2 Less frequent									False									
073-4.1.3 More frequent									True									
073-5.1.1 Evaluation used for the allocation of resources within the public prosecution services									True									
073-6.1.1 Identifying the causes of improved or deteriorated performance									False									
073-6.1.2 Reallocating resources (human/financial resources based on performance)									True									
073-6.1.3 Reengineering of internal procedures to increase efficiency									False									
073-6.1.4 Other									False									
070.1.1 number of incoming cases	Yes	Yes	Yes	Yes	True	True	True	True	True									
070.1.2 length of proceedings (timeframes)	Yes	Yes	Yes	Yes	True	True	True	True	True									
070.1.3 number of resolved cases	Yes	Yes	Yes	Yes	True	True	True	True	True									
070.1.4 number of pending cases							True	True	True									
070.1.5 backlogs							False	True	True									
070.1.6 productivity of judges and court staff							False	False	False									
070.1.7 satisfaction of court staff							False	False	False									
070.1.8 satisfaction of users (regarding the services delivered by the courts)							False	False	False									
070.1.9 costs of the judicial procedures							False	False	False									
070.1.10 number of appeals							True	True	True									
070.1.11 appeal ratio							False	True	False									
070.1.12 clearance rate							False	True	False									



Bulgaria (2012-2020) data tables

Question	2012	2013	2014	2015	2016	2017	2018	2019	2020	Variations for quantitative questions								
										2012-2020	2012-2013	2013-2014	2014-2015	2015-2016	2016-2017	2017-2018	2018-2019	2019-2020
070-1.1.1 Number of incoming cases									True									
070-1.1.2 Length of proceedings (timeframes)									True									
070-1.1.3 Number of resolved cases									True									
070-1.1.4 Number of pending cases									True									
070-1.1.5 Backlogs									True									
070-1.1.6 Productivity of prosecutors and prosecution staff									False									
070-1.1.7 Satisfaction of prosecution staff									False									
070-1.1.8 Satisfaction of users (regarding the services delivered by the public prosecution)									False									
070-1.1.9 Costs of the judicial procedures									False									
070-1.1.10 Clearance rate									False									
070-1.1.11 Disposition time									False									
070-1.1.12 Percentage of convictions and acquittals									True									
070-1.1.13 Other									False									
071.1.1 Monitoring backlogs in Civil law cases									True									
071.1.2 Monitoring backlogs in Criminal law cases									True									
071.1.3 Monitoring backlogs in Administrative law cases									True									
072.1.1 Monitoring timeframes Within the courts									False									
072.1.2 Monitoring timeframes Within the public prosecution services									False									
083-2.1.1 Quantitative performance tagets defined for each prosecutors									False									
083-3.1.1 Body responsible - Executive power (for example the Ministry of Justice)									NAP									
083-3.1.2 Body responsible - Prosecutor General /State public prosecutor									NAP									
083-3.1.3 Body responsible - Public Prosecutorial Council									NAP									
083-3.1.4 Body responsible - Head of the organisational unit or hierarchically superior public prosecutor									NAP									
083-3.1.5 Body responsible - Other									NAP									



Bulgaria (2012-2020) data tables

Question	2012	2013	2014	2015	2016	2017	2018	2019	2020	Variations for quantitative questions								
										2012-2020	2012-2013	2013-2014	2014-2015	2015-2016	2016-2017	2017-2018	2018-2019	2019-2020
120.1.1 Qualitative individual assessment of the public prosecutors' work									True									
120-1.1.1 Feequency - Annual									False									
120-1.1.2 Feequency - Less frequent									True									
120-1.1.3 Feequency - More frequent									False									
Indicator 2: The judicial organisation																		
Tables 2.1a; 2.1b; 2.2a; 2.2b; 2.3a; 2.3b; 2.4 and 2.5(EC) (Q42, Q43 and Q44)																		
Q42.1.1Total number of all courts - legal entities	-	-	-	-	-	-	-	-	182	-	-	-	-	-	-	-	-	-
Q42.1.2 Total number of courts of general jurisdiction - legal entities	-	-	-	-	-	-	-	-	147	-	-	-	-	-	-	-	-	-
Q42.1.3 First instance courts of general jurisdiction - legal entities	113	113	113	113	113	113	113	113	113	0,0%	0,0%	0,0%	0,0%	0,0%	0,0%	0,0%	0,0%	0,0%
Q42.1.4 Second instance courts of general jurisdiction - legal entities	-	-	-	-	-	-	-	-	33	-	-	-	-	-	-	-	-	-
Q42.1.5 Highest instance courts of general jurisdiction - legal entities	-	-	-	-	-	-	-	-	1	-	-	-	-	-	-	-	-	-
Q42.1.6 Total number of specialised courts - legal entities	-	-	-	-	-	-	-	-	35	-	-	-	-	-	-	-	-	-
43.1.1 Total number of specialised courts of first instance	34	34	32	32	32	32	32	32	32	-5,9%	0,0%	-5,9%	0,0%	0,0%	0,0%	0,0%	0,0%	0,0%
43.1.2 Commercial courts (excluded insolvency courts)	NAP	NAP	NAP	NAP	NAP	NAP	NAP	NAP	NAP	-	-	-	-	-	-	-	-	-
43.1.3 Insolvency courts	NAP	NAP	NAP	NAP	NAP	NAP	NAP	NAP	NAP	-	-	-	-	-	-	-	-	-
43.1.4 Labour courts	NAP	NAP	NAP	NAP	NAP	NAP	NAP	NAP	NAP	-	-	-	-	-	-	-	-	-
43.1.5 Family courts	NAP	NAP	NAP	NAP	NAP	NAP	NAP	NAP	NAP	-	-	-	-	-	-	-	-	-
43.1.6 Rent and tenancies courts	NAP	NAP	NAP	NAP	NAP	NAP	NAP	NAP	NAP	-	-	-	-	-	-	-	-	-
43.1.7 Enforcement of criminal sanctions courts	NAP	NAP	NAP	NAP	NAP	NAP	NAP	NAP	NAP	-	-	-	-	-	-	-	-	-
43.1.8 Fight against terrorism, organised crime and corruption	NAP	NAP	NAP	NAP	NAP	NAP	NAP	NAP	NAP	-	-	-	-	-	-	-	-	-
43.1.9 Internet related disputes	NAP	NAP	NAP	NAP	NAP	NAP	NAP	NAP	NAP	-	-	-	-	-	-	-	-	-
43.1.10 Administrative courts	28	28	28	28	28	28	28	28	28	0,0%	0,0%	0,0%	0,0%	0,0%	0,0%	0,0%	0,0%	0,0%
43.1.11 Insurance and / or social welfare courts	NAP	NAP	NAP	NAP	NAP	NAP	NAP	NAP	NAP	-	-	-	-	-	-	-	-	-
43.1.12 Military courts	5	5	3	3	3	3	3	3	3	-40,0%	0,0%	-40,0%	0,0%	0,0%	0,0%	0,0%	0,0%	0,0%
43.1.13 Juvenile courts	-	-	-	-	-	-	-	-	NAP	-	-	-	-	-	-	-	-	-

Bulgaria (2012-2020) data tables

Question	2012	2013	2014	2015	2016	2017	2018	2019	2020	Variations for quantitative questions								
										2012-2020	2012-2013	2013-2014	2014-2015	2015-2016	2016-2017	2017-2018	2018-2019	2019-2020
43.1.14 Other specialised courts	1	1	1	1	1	1	1	1	1	0,0%	0,0%	0,0%	0,0%	0,0%	0,0%	0,0%	0,0%	0,0%
43.2.1 Total number of specialised courts of higher instances	-	-	-	-	-	-	-	-	3	-	-	-	-	-	-	-	-	-
43.2.2 Commercial courts (excluded insolvency courts)	-	-	-	-	-	-	-	-	NAP	-	-	-	-	-	-	-	-	-
43.2.3 Insolvency courts	-	-	-	-	-	-	-	-	NAP	-	-	-	-	-	-	-	-	-
43.2.4 Labour courts	-	-	-	-	-	-	-	-	NAP	-	-	-	-	-	-	-	-	-
43.2.5 Family courts	-	-	-	-	-	-	-	-	NAP	-	-	-	-	-	-	-	-	-
43.2.6 Rent and tenancies courts	-	-	-	-	-	-	-	-	NAP	-	-	-	-	-	-	-	-	-
43.2.7 Enforcement of criminal sanctions courts	-	-	-	-	-	-	-	-	NAP	-	-	-	-	-	-	-	-	-
43.2.8 Fight against terrorism, organised crime and corruption	-	-	-	-	-	-	-	-	NAP	-	-	-	-	-	-	-	-	-
43.2.9 Internet related disputes	-	-	-	-	-	-	-	-	NAP	-	-	-	-	-	-	-	-	-
43.2.10 Administrative courts	-	-	-	-	-	-	-	-	1	-	-	-	-	-	-	-	-	-
43.2.11 Insurance and / or social welfare courts	-	-	-	-	-	-	-	-	NAP	-	-	-	-	-	-	-	-	-
43.2.12 Military courts	-	-	-	-	-	-	-	-	1	-	-	-	-	-	-	-	-	-
43.2.13 Juvenile courts	-	-	-	-	-	-	-	-	NAP	-	-	-	-	-	-	-	-	-
43.2.14 Other specialised courts	-	-	-	-	-	-	-	-	1	-	-	-	-	-	-	-	-	-
44.1.1 First instance courts geographic locations	-	-	-	-	-	-	-	-	145	-	-	-	-	-	-	-	-	-
44.1.2 All courts geographic locations	170	170	168	175	182	182	182	182	182	7,1%	0,0%	-1,2%	4,2%	4,0%	0,0%	0,0%	0,0%	0,0%

Bulgaria (2012-2020) data tables

Question	2012	2013	2014	2015	2016	2017	2018	2019	2020	Variations for quantitative questions									
										2012-2020	2012-2013	2013-2014	2014-2015	2015-2016	2016-2017	2017-2018	2018-2019	2019-2020	
Indicator 3: The performance of courts at all stages of the proceedings																			
Tables 3.1.1.1 to 3.1.1.4 (all years) Number of other than criminal cases (Q91)																			
Table 3.3.1 to 3.3.3 Variation of first instance other than criminal cases per 100 inhabitants (Q1, Q91)																			
Table 3.13.7 (EC) to 3.13.12 (EC) First instance other than criminal cases (Q91)																			
91.1.1 1st inst courts_Pending cases on 1 Jan. Total of other than criminal law cases (1+2+3+4)	74 505	79 157	76 155	69 865	73 159	77 396	82 931	91 896	95 459	28,1%	6,2%	-3,8%	-8,3%	4,7%	5,8%	7,2%	10,8%	3,9%	
91.1.2 1st inst courts_Pending cases on 1 Jan. Civil (and commercial) litigious cases	NA	NA	NA	NA	NA	NA	NA	NA	NA	-	-	-	-	-	-	-	-	-	
91.1.3 1st inst courts_Pending cases on 1 Jan. Non litigious cases (2.1+2.2+2.3)	-	-	NA	NA	NA	NA	NA	NA	NA	-	-	-	-	-	-	-	-	-	
91.1.4 1st inst courts_Pending cases on 1 Jan. General civil (and commercial) non-litigious cases	NA	NA	NA	NA	NA	NA	NA	NA	NAP	-	-	-	-	-	-	-	-	-	
91.1.5 1st inst courts_Pending cases on 1 Jan. Registry cases (2.2.1+2.2.2+2.2.3)	-	-	NAP	NAP	NAP	NAP	NAP	NAP	NAP	-	-	-	-	-	-	-	-	-	
91.1.6 1st inst courts_Pending cases on 1 Jan. Non litigious land registry cases	NA	NA	NAP	NAP	NAP	NAP	NAP	NAP	NAP	-	-	-	-	-	-	-	-	-	
91.1.7 1st inst courts_Pending cases on 1 Jan. Non-litigious business registry cases	NA	NA	NAP	NAP	NAP	NAP	NAP	NAP	NAP	-	-	-	-	-	-	-	-	-	
91.1.8 1st inst courts_Pending cases on 1 Jan. Other registry cases	-	-	NAP	NAP	NAP	NAP	NAP	NAP	NAP	-	-	-	-	-	-	-	-	-	
91.1.9 1st inst courts_Pending cases on 1 Jan. Other non-litigious cases	-	-	NA	NA	NA	NAP	NA	NA	NA	-	-	-	-	-	-	-	-	-	
91.1.10 1st inst courts_Pending cases on 1 Jan. Administrative law cases	8 622	10 909	8 642	8 460	8 759	7 743	9 426	9 509	9 999	16,0%	26,5%	-20,8%	-2,1%	3,5%	-11,6%	21,7%	0,9%	5,2%	
91.1.11 1st inst courts_Pending cases on 1 Jan. Other cases (e.g. insolvency registry cases)	65 883	68 248	NA	NA	NA	NA	NA	NA	NA	-	3,6%	-	-	-	-	-	-	-	
91.2.1 1st inst courts_Incoming cases_Total of other than criminal law cases (1+2+3+4)	392 320	353 415	319 414	345 327	340 272	397 399	378 948	377 325	312 117	-20,4%	-9,9%	-9,6%	8,1%	-1,5%	16,8%	-4,6%	-0,4%	-17,3%	
91.2.2 1st inst courts_Incoming cases_Civil (and commercial) litigious cases	NA	NA	NA	NA	NA	NA	NA	NA	NA	-	-	-	-	-	-	-	-	-	
91.2.3 1st inst courts_Incoming cases_Non litigious cases (2.1+2.2+2.3)	-	-	NA	NA	NA	NA	NA	NA	NA	-	-	-	-	-	-	-	-	-	
91.2.4 1st inst courts_Incoming cases_General civil (and commercial) non-litigious cases	NA	NA	NA	NA	NA	NA	NA	NA	NAP	-	-	-	-	-	-	-	-	-	
91.2.5 1st inst courts_Incoming cases_Registry cases (2.2.1+2.2.2+2.2.3)	-	-	NAP	NAP	NAP	NAP	NAP	NAP	NAP	-	-	-	-	-	-	-	-	-	
91.2.6 1st inst courts_Incoming cases_Non litigious land registry cases	NA	NA	NAP	NAP	NAP	NAP	NAP	NAP	NAP	-	-	-	-	-	-	-	-	-	
91.2.7 1st inst courts_Incoming cases_Non-litigious business registry cases	NA	NA	NAP	NAP	NAP	NAP	NAP	NAP	NAP	-	-	-	-	-	-	-	-	-	
91.2.8 1st inst courts_Incoming cases_Other registry cases	-	-	NAP	NAP	NAP	NAP	NAP	NAP	NAP	-	-	-	-	-	-	-	-	-	
91.2.9 1st inst courts_Incoming cases_Other non-litigious cases	-	-	NA	NA	NA	NAP	NA	NA	NA	-	-	-	-	-	-	-	-	-	
91.2.10 1st inst courts_Incoming cases_Administrative law cases	28 726	26 441	24 757	26 472	25 072	31 333	31 146	34 724	29 349	2,2%	-8,0%	-6,4%	6,9%	-5,3%	25,0%	-0,6%	11,5%	-15,5%	
91.2.11 1st inst courts_Incoming cases_Other cases (e.g. insolvency registry cases)	363 594	326 974	NA	NA	NA	NA	NA	NA	NA	-	-10,1%	-	-	-	-	-	-	-	

Bulgaria (2012-2020) data tables

Question	2012	2013	2014	2015	2016	2017	2018	2019	2020	Variations for quantitative questions								
										2012-2020	2012-2013	2013-2014	2014-2015	2015-2016	2016-2017	2017-2018	2018-2019	2019-2020
91.3.1 1st inst courts_Resolved cases_Total of other than criminal law cases (1+2+3+4)	387 832	356 677	325 754	341 715	336 056	386 923	369 915	373 760	314 849	-18,8%	-8,0%	-8,7%	4,9%	-1,7%	15,1%	-4,4%	1,0%	-15,8%
91.3.2 1st inst courts_Resolved cases_Civil (and commercial) litigious cases	NA	NA	NA	NA	NA	NA	NA	NA	NA	-	-	-	-	-	-	-	-	-
91.3.3 1st inst courts_Resolved cases_Non litigious cases (2.1+2.2+2.3)	-	-	NA	NA	NA	NA	NA	NA	NA	-	-	-	-	-	-	-	-	-
91.3.4 1st inst courts_Resolved cases_General civil (and commercial) non-litigious cases	NA	NA	NA	NA	NA	NA	NA	NA	NAP	-	-	-	-	-	-	-	-	-
91.3.5 1st inst courts_Resolved cases_Registry cases (2.2.1+2.2.2+2.2.3)	-	-	NAP	NAP	NAP	NAP	NAP	NAP	NAP	-	-	-	-	-	-	-	-	-
91.3.6 1st inst courts_Resolved cases_Non litigious land registry cases	NA	NA	NAP	NAP	NAP	NAP	NAP	NAP	NAP	-	-	-	-	-	-	-	-	-
91.3.7 1st inst courts_Resolved cases_Non-litigious business registry cases	NA	NA	NAP	NAP	NAP	NAP	NAP	NAP	NAP	-	-	-	-	-	-	-	-	-
91.3.8 1st inst courts_Resolved cases_Other registry cases	-	-	NAP	NAP	NAP	NAP	NAP	NAP	NAP	-	-	-	-	-	-	-	-	-
91.3.9 1st inst courts_Resolved cases_Other non-litigious cases	-	-	NA	NA	NA	NAP	NA	NA	NA	-	-	-	-	-	-	-	-	-
91.3.10 1st inst courts_Resolved cases_Administrative law cases	26 462	28 727	24 955	26 196	26 117	29 666	31 044	34 226	29 388	11,1%	8,6%	-13,1%	5,0%	-0,3%	13,6%	4,6%	10,2%	-14,1%
91.3.11 1st inst courts_Resolved cases_Other cases (e.g. insolvency registry cases)	361 370	327 950	NA	NA	NA	NA	NA	NA	NA	-	-9,2%	-	-	-	-	-	-	-
91.4.1 1st inst courts_Pending cases on 31 Dec. Total of other than criminal law cases (1+2+3+4)	78 993	75 895	69 815	73 477	77 375	87 872	91 964	95 461	92 727	17,4%	-3,9%	-8,0%	5,2%	5,3%	13,6%	4,7%	3,8%	-2,9%
91.4.2 1st inst courts_Pending cases on 31 Dec. Civil (and commercial) litigious cases	NA	NA	NA	NA	NA	NA	NA	NA	NA	-	-	-	-	-	-	-	-	-
91.4.3 1st inst courts_Pending cases on 31 Dec. Non litigious cases (2.1+2.2+2.3)	-	-	NA	NA	NA	NA	NA	NA	NA	-	-	-	-	-	-	-	-	-
91.4.4 1st inst courts_Pending cases on 31 Dec. General civil (and commercial) non-litigious cases	NA	NA	NA	NA	NA	NA	NA	NA	NAP	-	-	-	-	-	-	-	-	-
91.4.5 1st inst courts_Pending cases on 31 Dec. Registry cases (2.2.1+2.2.2+2.2.3)	-	-	NAP	NAP	NAP	NAP	NAP	NAP	NAP	-	-	-	-	-	-	-	-	-
91.4.6 1st inst courts_Pending cases on 31 Dec. Non litigious land registry cases	NA	NA	NAP	NAP	NAP	NAP	NAP	NAP	NAP	-	-	-	-	-	-	-	-	-
91.4.7 1st inst courts_Pending cases on 31 Dec. Non-litigious business registry cases	NA	NA	NAP	NAP	NAP	NAP	NAP	NAP	NAP	-	-	-	-	-	-	-	-	-
91.4.8 1st inst courts_Pending cases on 31 Dec. Other registry cases	-	-	NAP	NAP	NAP	NAP	NAP	NAP	NAP	-	-	-	-	-	-	-	-	-
91.4.9 1st inst courts_Pending cases on 31 Dec. Other non-litigious cases	-	-	NA	NA	NA	NAP	NA	NA	NA	-	-	-	-	-	-	-	-	-
91.4.10 1st inst courts_Pending cases on 31 Dec. Administrative law cases	10 886	8 623	8 444	8 736	7 714	9 410	9 528	10 007	9 960	-8,5%	-20,8%	-2,1%	3,5%	-11,7%	22,0%	1,3%	5,0%	-0,5%
91.4.11 1st inst courts_Pending cases on 31 Dec. Other cases (e.g. insolvency registry cases)	68 107	67 272	NA	NA	NA	NA	NA	NA	NA	-	-1,2%	-	-	-	-	-	-	-

Bulgaria (2012-2020) data tables

Question	2012	2013	2014	2015	2016	2017	2018	2019	2020	Variations for quantitative questions									
										2012-2020	2012-2013	2013-2014	2014-2015	2015-2016	2016-2017	2017-2018	2018-2019	2019-2020	
Table 3.2.1.1 to 3.2.1.2 (all years) First instance courts: Clearance rate and disposition time for other than criminal cases (Q91)																			
Table 3.3.4 to 3.3.7 Variation of Clearance Rate and Disposition Time of first instance other than criminal cases (Q91)																			
Table 3.13.1 (EC) to 3.13.6 (EC) First instance courts: Disposition time and clearance rate for other than criminal cases (Q91)																			
CR Total of other than criminal law cases	98,9%	100,9%	102,0%	99,0%	98,8%	97,4%	97,6%	99,1%	100,9%	2,04	2,09	1,05	- 2,97	- 0,20	- 1,41	0,26	1,47	1,84	
CR Civil (and commercial) litigious cases	NA	NA	NA	NA	NA	NA	NA	NA	NA	-	-	-	-	-	-	-	-	-	
CR Non litigious cases (2.1+2.2+2.3)	-	-	NA	NA	NA	NA	NA	NA	NA	-	-	-	-	-	-	-	-	-	
CR General civil (and commercial) non-litigious cases	NA	NA	NA	NA	NA	NA	NA	NA	NAP	-	-	-	-	-	-	-	-	-	
CR Registry cases (2.2.1+2.2.2+2.2.3)	-	-	NAP	NAP	NAP	NAP	NAP	NAP	NAP	-	-	-	-	-	-	-	-	-	
CR Non litigious land registry cases	NA	NA	NAP	NAP	NAP	NAP	NAP	NAP	NAP	-	-	-	-	-	-	-	-	-	
CR Non-litigious business registry cases	NA	NA	NAP	NAP	NAP	NAP	NAP	NAP	NAP	-	-	-	-	-	-	-	-	-	
CR Other registry cases	-	-	NAP	NAP	NAP	NAP	NAP	NAP	NAP	-	-	-	-	-	-	-	-	-	
CR Other non-litigious cases	-	-	NA	NA	NA	NAP	NA	NA	NA	-	-	-	-	-	-	-	-	-	
CR Administrative law cases	92,1%	108,6%	100,8%	99,0%	104,2%	94,7%	99,7%	98,6%	100,1%	8,70	17,94	- 7,22	- 1,83	5,27	- 9,11	5,27	- 1,11	1,59	
CR Other cases (e.g. insolvency registry cases)	99,4%	100,3%	NA	NA	NA	NA	NA	NA	NA	-	0,92	-	-	-	-	-	-	-	
DT Total of other than criminal law cases	74	78	78	78	84	83	91	93	107	44,6%	4,5%	0,7%	0,3%	7,1%	-1,4%	9,5%	2,7%	15,3%	
DT Civil (and commercial) litigious cases	NA	NA	NA	NA	NA	NA	NA	NA	NA	-	-	-	-	-	-	-	-	-	
DT Non litigious cases (2.1+2.2+2.3)	-	-	NA	NA	NA	NA	NA	NA	NA	-	-	-	-	-	-	-	-	-	
DT General civil (and commercial) non-litigious cases	NA	NA	NA	NA	NA	NA	NA	NA	NAP	-	-	-	-	-	-	-	-	-	
DT Registry cases (2.2.1+2.2.2+2.2.3)	-	-	NAP	NAP	NAP	NAP	NAP	NAP	NAP	-	-	-	-	-	-	-	-	-	
DT Non litigious land registry cases	NA	NA	NAP	NAP	NAP	NAP	NAP	NAP	NAP	-	-	-	-	-	-	-	-	-	
DT Non-litigious business registry cases	NA	NA	NAP	NAP	NAP	NAP	NAP	NAP	NAP	-	-	-	-	-	-	-	-	-	
DT Other registry cases	-	-	NAP	NAP	NAP	NAP	NAP	NAP	NAP	-	-	-	-	-	-	-	-	-	
DT Other non-litigious cases	-	-	NA	NA	NA	NAP	NA	NA	NA	-	-	-	-	-	-	-	-	-	
DT Administrative law cases	150	110	124	122	108	116	112	107	124	-17,6%	-27,0%	12,7%	-1,4%	-11,4%	7,4%	-3,2%	-4,7%	15,9%	
DT Other cases (e.g. insolvency registry cases)	69	75	NA	NA	NA	NA	NA	NA	NA	-	8,8%	-	-	-	-	-	-	-	

Bulgaria (2012-2020) data tables

Question	2012	2013	2014	2015	2016	2017	2018	2019	2020	Variations for quantitative questions									
										2012-2020	2012-2013	2013-2014	2014-2015	2015-2016	2016-2017	2017-2018	2018-2019	2019-2020	
Table 3.4.1 (all years) First instance courts, number of cases for specific case categories (Q101)																			
101.1.1 Pending cases on 1 Jan. Litigious divorce case	2 378	2 463	2 280	2 252	2 332	2 346	2 272	2 396	2 371	-0,3%	3,6%	-7,4%	-1,2%	3,6%	0,6%	-3,2%	5,5%	-1,0%	
101.1.2 Pending cases on 1 Jan. Employment dismissal case	936	1 032	871	731	661	737	775	710	749	-20,0%	10,3%	-15,6%	-16,1%	-9,6%	11,5%	5,2%	-8,4%	5,5%	
101.1.3 Pending cases on 1 Jan. Insolvency	887	1 173	1 227	1 087	967	1 087	977	762	750	-15,4%	32,2%	4,6%	-11,4%	-11,0%	12,4%	-10,1%	-22,0%	-1,6%	
101.2.1 Incoming cases_Litigious divorce case	6 239	6 032	5 822	5 729	5 663	5 393	5 554	5 600	4 830	-22,6%	-3,3%	-3,5%	-1,6%	-1,2%	-4,8%	3,0%	0,8%	-13,8%	
101.2.2 Incoming cases_Employment dismissal case	2 331	1 741	1 551	1 364	1 604	1 202	1 168	1 075	1 301	-44,2%	-25,3%	-10,9%	-12,1%	17,6%	-25,1%	-2,8%	-8,0%	21,0%	
101.2.3 Incoming cases_Insolvency	1 583	1 523	1 146	1 143	1 281	1 135	931	1 169	1 293	-18,3%	-3,8%	-24,8%	-0,3%	12,1%	-11,4%	-18,0%	25,6%	10,6%	
101.3.1 Resolved cases_Litigious divorce case	6 151	6 210	5 848	5 795	5 622	5 343	5 421	5 621	4 629	-24,7%	1,0%	-5,8%	-0,9%	-3,0%	-5,0%	1,5%	3,7%	-17,6%	
101.3.2 Resolved cases_Employment dismissal case	2 242	1 908	1 693	1 483	1 527	1 281	1 230	1 036	1 121	-50,0%	-14,9%	-11,3%	-12,4%	3,0%	-16,1%	-4,0%	-15,8%	8,2%	
101.3.3 Resolved cases_Insolvency	1 311	1 520	1 294	1 258	1 219	1 251	1 154	1 171	1 154	-12,0%	15,9%	-14,9%	-2,8%	-3,1%	2,6%	-7,8%	1,5%	-1,5%	
101.4.1 Pending cases on 31 Dec. Litigious divorce case	2 466	2 285	2 254	2 186	2 373	2 396	2 405	2 375	2 572	4,3%	-7,3%	-1,4%	-3,0%	8,6%	1,0%	0,4%	-1,2%	8,3%	
101.4.2 Pending cases on 31 Dec. Employment dismissal case	1 025	865	729	612	738	658	713	749	929	-9,4%	-15,6%	-15,7%	-16,0%	20,6%	-10,8%	8,4%	5,0%	24,0%	
101.4.3 Pending cases on 31 Dec. Insolvency	1 159	1 176	1 079	972	1 029	971	754	760	889	-23,3%	1,5%	-8,2%	-9,9%	5,9%	-5,6%	-22,3%	0,8%	17,0%	

Table 3.5.1 (all years) First instance courts: Clearance rate and disposition time for specific case categories (Q101)																		
Table 3.6.1 and 3.6.2 Variations of CR and DT for specific case categories of first instance cases (Q101)																		
CR Litigious divorce cases	98,6%	103,0%	100,4%	101,2%	99,3%	99,1%	97,6%	100,4%	95,8%	- 2,79	4,42	- 2,43	0,70	- 1,85	- 0,20	- 1,48	2,84	- 4,52
CR Employment dismissal cases	96,2%	109,6%	109,2%	108,7%	95,2%	106,6%	105,3%	96,4%	86,2%	- 10,42	13,94	- 0,40	- 0,39	- 12,44	11,95	- 1,19	- 8,49	- 10,59
CR Insolvency cases	82,8%	99,8%	112,9%	110,1%	95,2%	110,2%	124,0%	100,2%	89,2%	7,77	20,51	13,14	- 2,53	- 13,54	15,83	12,46	- 19,19	- 10,90
DT Litigious divorce cases	146	134	141	138	154	164	162	154	203	38,6%	-8,2%	4,7%	-2,1%	11,9%	6,2%	-1,1%	-4,8%	31,5%
DT Employment dismissal cases	167	165	157	151	176	187	212	264	302	81,3%	-0,8%	-5,0%	-4,2%	17,1%	6,3%	12,9%	24,7%	14,6%
DT Insolvency cases	323	282	304	282	308	283	238	237	281	-12,9%	-12,5%	7,8%	-7,3%	9,3%	-8,1%	-15,8%	-0,7%	18,7%



Bulgaria (2012-2020) data tables

Question	2012	2013	2014	2015	2016	2017	2018	2019	2020	Variations for quantitative questions									
										2012-2020	2012-2013	2013-2014	2014-2015	2015-2016	2016-2017	2017-2018	2018-2019	2019-2020	
Table 3.7.1 to 3.7.5 (2019 and 2020) Second instance other than criminal cases (Q97)																			
Table 3.9.1 to 3.9.3 (2019 and 2020) Variation of second instance other than criminal cases (Q97)																			
97.1.1 2nd inst courts_Pending cases on 1 Jan. Total of other than criminal law cases (1+2+3+4)			16 261	14 841	12 788	12 457	12 512	13 611	15 876	-	-	-	-8,7%	-13,8%	-2,6%	0,4%	8,8%	16,6%	
97.1.2 2nd inst courts_Pending cases on 1 Jan. Civil (and commercial) litigious cases			NA	NA	NA	NA	NA	NA	NA	-	-	-	-	-	-	-	-	-	
97.1.3 2nd inst courts_Pending cases on 1 Jan. Non litigious cases (2.1+2.2+2.3)			NA	NA	NA	NA	NA	NA	NA	-	-	-	-	-	-	-	-	-	
97.1.4 2nd inst courts_Pending cases on 1 Jan. General civil (and commercial) non-litigious cases			NA	NA	NA	NA	NA	NA	NA	-	-	-	-	-	-	-	-	-	
97.1.5 2nd inst courts_Pending cases on 1 Jan. Registry cases (2.2.1+2.2.2+2.2.3)			NAP	NAP	NAP	NAP	NAP	NAP	NAP	-	-	-	-	-	-	-	-	-	
97.1.6 2nd inst courts_Pending cases on 1 Jan. Non litigious land registry cases			NAP	NAP	NAP	NAP	NAP	NAP	NAP	-	-	-	-	-	-	-	-	-	
97.1.7 2nd inst courts_Pending cases on 1 Jan. Non-litigious business registry cases			NAP	NAP	NAP	NAP	NAP	NAP	NAP	-	-	-	-	-	-	-	-	-	
97.1.8 2nd inst courts_Pending cases on 1 Jan. Other registry cases			NAP	NAP	NAP	NAP	NAP	NAP	NAP	-	-	-	-	-	-	-	-	-	
97.1.9 2nd inst courts_Pending cases on 1 Jan. Other non-litigious cases			NA	NA	NA	NA	NA	NA	NA	-	-	-	-	-	-	-	-	-	
97.1.10 2nd inst courts_Pending cases on 1 Jan. Administrative law cases			3 972	3 239	2 932	2 688	2 526	2 411	2 264	-	-	-	-18,5%	-9,5%	-8,3%	-6,0%	-4,6%	-6,1%	
97.1.11 2nd inst courts_Pending cases on 1 Jan. Other cases			NA	NA	NA	NA	NA	NA	NA	-	-	-	-	-	-	-	-	-	
97.2.1 2nd inst courts_Incoming cases_Total of other than criminal law cases (1+2+3+4)			64 305	60 271	59 309	58 503	57 281	59 922	56 644	-	-	-	-6,3%	-1,6%	-1,4%	-2,1%	4,6%	-5,5%	
97.2.2 2nd inst courts_Incoming cases_Civil (and commercial) litigious cases			NA	NA	NA	NA	NA	NA	NA	-	-	-	-	-	-	-	-	-	
97.2.3 2nd inst courts_Incoming cases_Non litigious cases (2.1+2.2+2.3)			NA	NA	NA	NA	NA	NA	NA	-	-	-	-	-	-	-	-	-	
97.2.4 2nd inst courts_Incoming cases_General civil (and commercial) non-litigious cases			NA	NA	NA	NA	NA	NA	NA	-	-	-	-	-	-	-	-	-	
97.2.5 2nd inst courts_Incoming cases_Registry cases (2.2.1+2.2.2+2.2.3)			NAP	NAP	NAP	NAP	NAP	NAP	NAP	-	-	-	-	-	-	-	-	-	
97.2.6 2nd inst courts_Incoming cases_Non litigious land registry cases			NAP	NAP	NAP	NAP	NAP	NAP	NAP	-	-	-	-	-	-	-	-	-	
97.2.7 2nd inst courts_Incoming cases_Non-litigious business registry cases			NAP	NAP	NAP	NAP	NAP	NAP	NAP	-	-	-	-	-	-	-	-	-	
97.2.8 2nd inst courts_Incoming cases_Other registry cases			NAP	NAP	NAP	NAP	NAP	NAP	NAP	-	-	-	-	-	-	-	-	-	
97.2.9 2nd inst courts_Incoming cases_Other non-litigious cases			NA	NA	NA	NA	NA	NA	NA	-	-	-	-	-	-	-	-	-	
97.2.10 2nd inst courts_Incoming cases_Administrative law cases			17 598	14 979	15 481	14 793	14 705	14 421	12 717	-	-	-	-14,9%	3,4%	-4,4%	-0,6%	-1,9%	-11,8%	
97.2.11 2nd inst courts_Incoming cases_Other cases			NA	NA	NA	NA	NA	NA	NA	-	-	-	-	-	-	-	-	-	

Bulgaria (2012-2020) data tables

Question	2012	2013	2014	2015	2016	2017	2018	2019	2020	Variations for quantitative questions								
										2012-2020	2012-2013	2013-2014	2014-2015	2015-2016	2016-2017	2017-2018	2018-2019	2019-2020
97.3.1 2nd inst courts_Resolved cases_Total of other than criminal law cases (1+2+3+4)			65 730	61 852	59 636	58 446	56 180	57 658	53 814	-	-	-	-5,9%	-3,6%	-2,0%	-3,9%	2,6%	-6,7%
97.3.2 2nd inst courts_Resolved cases_Civil (and commercial) litigious cases			NA	NA	NA	NA	NA	NA	NA	-	-	-	-	-	-	-	-	-
97.3.3 2nd inst courts_Resolved cases_Non litigious cases (2.1+2.2+2.3)			NA	NA	NA	NA	NA	NA	NA	-	-	-	-	-	-	-	-	-
97.3.4 2nd inst courts_Resolved cases_General civil (and commercial) non-litigious cases			NA	NA	NA	NA	NA	NA	NA	-	-	-	-	-	-	-	-	-
97.3.5 2nd inst courts_Resolved cases_Registry cases (2.2.1+2.2.2+2.2.3)			NAP	NAP	NAP	NAP	NAP	NAP	NAP	-	-	-	-	-	-	-	-	-
97.3.6 2nd inst courts_Resolved cases_Non litigious land registry cases			NAP	NAP	NAP	NAP	NAP	NAP	NAP	-	-	-	-	-	-	-	-	-
97.3.7 2nd inst courts_Resolved cases_Non-litigious business registry cases			NAP	NAP	NAP	NAP	NAP	NAP	NAP	-	-	-	-	-	-	-	-	-
97.3.8 2nd inst courts_Resolved cases_Other registry cases			NAP	NAP	NAP	NAP	NAP	NAP	NAP	-	-	-	-	-	-	-	-	-
97.3.9 2nd inst courts_Resolved cases_Other non-litigious cases			NA	NA	NA	NA	NA	NA	NA	-	-	-	-	-	-	-	-	-
97.3.10 2nd inst courts_Resolved cases_Administrative law cases			18 330	15 286	15 724	14 954	14 819	14 567	12 744	-	-	-	-16,6%	2,9%	-4,9%	-0,9%	-1,7%	-12,5%
97.3.11 2nd inst courts_Resolved cases_Other cases			NA	NA	NA	NA	NA	NA	NA	-	-	-	-	-	-	-	-	-
97.4.1 2nd inst courts_Pending cases on 31 Dec. Total of other than criminal law cases (1+2+3+4)			14 836	13 260	12 461	12 514	13 613	15 875	18 706	-	-	-	-10,6%	-6,0%	0,4%	8,8%	16,6%	17,8%
97.4.2 2nd inst courts_Pending cases on 31 Dec. Civil (and commercial) litigious cases			NA	NA	NA	NA	NA	NA	NA	-	-	-	-	-	-	-	-	-
97.4.3 2nd inst courts_Pending cases on 31 Dec. Non litigious cases (2.1+2.2+2.3)			NA	NA	NA	NA	NA	NA	NA	-	-	-	-	-	-	-	-	-
97.4.4 2nd inst courts_Pending cases on 31 Dec. General civil (and commercial) non-litigious cases			NA	NA	NA	NA	NA	NA	NA	-	-	-	-	-	-	-	-	-
97.4.5 2nd inst courts_Pending cases on 31 Dec. Registry cases (2.2.1+2.2.2+2.2.3)			NAP	NAP	NAP	NAP	NAP	NAP	NAP	-	-	-	-	-	-	-	-	-
97.4.6 2nd inst courts_Pending cases on 31 Dec. Non litigious land registry cases			NAP	NAP	NAP	NAP	NAP	NAP	NA	-	-	-	-	-	-	-	-	-
97.4.7 2nd inst courts_Pending cases on 31 Dec. Non-litigious business registry cases			NAP	NAP	NAP	NAP	NAP	NAP	NAP	-	-	-	-	-	-	-	-	-
97.4.8 2nd inst courts_Pending cases on 31 Dec. Other registry cases			NAP	NAP	NAP	NAP	NAP	NAP	NAP	-	-	-	-	-	-	-	-	-
97.4.9 2nd inst courts_Pending cases on 31 Dec. Other non-litigious cases			NA	NA	NA	NA	NA	NA	NA	-	-	-	-	-	-	-	-	-
97.4.10 2nd inst courts_Pending cases on 31 Dec. Administrative law cases			3 240	2 932	2 689	2 527	2 412	2 265	2 237	-	-	-	-9,5%	-8,3%	-6,0%	-4,6%	-6,1%	-1,2%
97.4.11 2nd inst courts_Pending cases on 31 Dec. Other cases			NA	NA	NA	NA	NA	NA	NA	-	-	-	-	-	-	-	-	-
97.5.1 2nd inst courts_Pending more than 2 years - Total of other than criminal law cases (1+2+3+4)			-	-	NA	NA	NA	NA	NA	-	-	-	-	-	-	-	-	-
97.5.2 2nd inst courts_Pending more than 2 years - Civil (and commercial) litigious cases			-	-	NA	NA	NA	NA	NA	-	-	-	-	-	-	-	-	-
97.5.10 2nd inst courts_Pending more than 2 years - Administrative law cases			-	-	NA	NA	NA	NA	NA	-	-	-	-	-	-	-	-	-

Bulgaria (2012-2020) data tables

Question	2012	2013	2014	2015	2016	2017	2018	2019	2020	Variations for quantitative questions									
										2012-2020	2012-2013	2013-2014	2014-2015	2015-2016	2016-2017	2017-2018	2018-2019	2019-2020	
Table 3.8.1 and 3.8.2 (2019 and 2020): Second instance clearance rate and disposition time for other than criminal law cases (Q97)																			
Table 3.9.4 and 3.9.5 (2019 and 2020): Variation of second clearance rate and disposition time for other than criminal law cases (Q97)																			
CR Total of other than criminal law cases			102,2%	102,6%	100,6%	99,9%	98,1%	96,2%	95,0%	-	-	-	0,40	- 2,02	- 0,65	- 1,83	- 1,89	- 1,27	
CR Civil (and commercial) litigious cases			NA	NA	NA	NA	NA	NA	NA	-	-	-	-	-	-	-	-	-	
CR Non litigious cases (2.1+2.2+2.3)			NA	NA	NA	NA	NA	NA	NA	-	-	-	-	-	-	-	-	-	
CR General civil (and commercial) non-litigious cases			NA	NA	NA	NA	NA	NA	NA	-	-	-	-	-	-	-	-	-	
CR Registry cases (2.2.1+2.2.2+2.2.3)			NAP	NAP	NAP	NAP	NAP	NAP	NAP	-	-	-	-	-	-	-	-	-	
CR Non litigious land registry cases			NAP	NAP	NAP	NAP	NAP	NAP	NAP	-	-	-	-	-	-	-	-	-	
CR Non-litigious business registry cases			NAP	NAP	NAP	NAP	NAP	NAP	NAP	-	-	-	-	-	-	-	-	-	
CR Other registry cases			NAP	NAP	NAP	NAP	NAP	NAP	NAP	-	-	-	-	-	-	-	-	-	
CR Other non-litigious cases			NA	NA	NA	NA	NA	NA	NA	-	-	-	-	-	-	-	-	-	
CR Administrative law cases			104,2%	102,0%	101,6%	101,1%	100,8%	101,0%	100,2%	-	-	-	- 2,03	- 0,47	- 0,47	- 0,31	0,24	- 0,79	
CR Other cases (e.g. insolvency registry cases)			NA	NA	NA	NA	NA	NA	NA	-	-	-	-	-	-	-	-	-	
DT Total of other than criminal law cases			82	78	76	78	88	100	127	-	-	-	-5,0%	-2,5%	2,5%	13,2%	13,6%	26,3%	
DT Civil (and commercial) litigious cases			NA	NA	NA	NA	NA	NA	NA	-	-	-	-	-	-	-	-	-	
DT Non litigious cases (2.1+2.2+2.3)			NA	NA	NA	NA	NA	NA	NA	-	-	-	-	-	-	-	-	-	
DT General civil (and commercial) non-litigious cases			NA	NA	NA	NA	NA	NA	NA	-	-	-	-	-	-	-	-	-	
DT Registry cases (2.2.1+2.2.2+2.2.3)			NAP	NAP	NAP	NAP	NAP	NAP	NAP	-	-	-	-	-	-	-	-	-	
DT Non litigious land registry cases			NAP	NAP	NAP	NAP	NAP	NAP	NA	-	-	-	-	-	-	-	-	-	
DT Non-litigious business registry cases			NAP	NAP	NAP	NAP	NAP	NAP	NAP	-	-	-	-	-	-	-	-	-	
DT Other registry cases			NAP	NAP	NAP	NAP	NAP	NAP	NAP	-	-	-	-	-	-	-	-	-	
DT Other non-litigious cases			NA	NA	NA	NA	NA	NA	NA	-	-	-	-	-	-	-	-	-	
DT Administrative law cases			65	70	62	62	59	57	64	-	-	-	8,5%	-10,8%	-1,2%	-3,7%	-4,5%	12,9%	
DT Other cases (e.g. insolvency registry cases)			NA	NA	NA	NA	NA	NA	NA	-	-	-	-	-	-	-	-	-	

Bulgaria (2012-2020) data tables

Question	2012	2013	2014	2015	2016	2017	2018	2019	2020	Variations for quantitative questions									
										2012-2020	2012-2013	2013-2014	2014-2015	2015-2016	2016-2017	2017-2018	2018-2019	2019-2020	
Table 3.10.1 to 3.10.5 (2019 and 2020) Supreme courts, number of other than criminal law cases (Q99)																			
Table 3.12.1 to 3.12.3 (2019 and 2020) Variation of the supreme courts, number of other than criminal law cases (Q99)																			
99.1.1 High inst courts_Pending cases on 1 Jan. Total of other than criminal law cases (1+2+3+4)			8 796	9 462	9 956	10 912	9 934	10 063	8 988	-	-	-	7,6%	5,2%	9,6%	-9,0%	1,3%	-10,7%	
99.1.2 High inst courts_Pending cases on 1 Jan. Civil (and commercial) litigious cases			NA	NA	3 736	3 940	3 732	3 917	4 048	-	-	-	-	-	5,5%	-5,3%	5,0%	3,3%	
99.1.3 High inst courts_Pending cases on 1 Jan. Non litigious cases (2.1+2.2+2.3)			NAP	NAP	NAP	NAP	3	NA	3	-	-	-	-	-	-	-	-	-	
99.1.4 High inst courts_Pending cases on 1 Jan. General civil (and commercial) non-litigious cases			NA	NA	NAP	NAP	-	NA	NA	-	-	-	-	-	-	-	-	-	
99.1.5 High inst courts_Pending cases on 1 Jan. Registry cases (2.2.1+2.2.2+2.2.3)			NAP	NAP	NAP	NAP	NAP	NAP	NAP	-	-	-	-	-	-	-	-	-	
99.1.6 High inst courts_Pending cases on 1 Jan. Non litigious land registry cases			NAP	NAP	NAP	NAP	NAP	NAP	NAP	-	-	-	-	-	-	-	-	-	
99.1.7 High inst courts_Pending cases on 1 Jan. Non-litigious business registry cases			NAP	NAP	NAP	NAP	NAP	NAP	NAP	-	-	-	-	-	-	-	-	-	
99.1.8 High inst courts_Pending cases on 1 Jan. Other registry cases			NAP	NAP	NAP	NAP	NAP	NAP	NAP	-	-	-	-	-	-	-	-	-	
99.1.9 High inst courts_Pending cases on 1 Jan. Other non-litigious cases			NA	NA	NAP	NAP	3	NA	NA	-	-	-	-	-	-	-	-	-	
99.1.10 High inst courts_Pending cases on 1 Jan. Administrative law cases			4 788	5 590	6 220	6 972	6 199	6 146	4 937	-	-	-	16,8%	11,3%	12,1%	-11,1%	-0,9%	-19,7%	
99.1.11 High inst courts_Pending cases on 1 Jan. Other cases (e.g. insolvency registry cases)			NA	NA	NAP	NAP	NAP	NAP	NAP	-	-	-	-	-	-	-	-	-	
99.2.1 High inst courts_Incoming cases_Total of other than criminal law cases (1+2+3+4)			27 476	25 012	23 443	23 479	24 176	23 075	20 862	-	-	-	-9,0%	-6,3%	0,2%	3,0%	-4,6%	-9,6%	
99.2.2 High inst courts_Incoming cases_Civil (and commercial) litigious cases			NA	NA	8 605	8 441	8 138	8 015	6 693	-	-	-	-	-	-1,9%	-3,6%	-1,5%	-16,5%	
99.2.3 High inst courts_Incoming cases_Non litigious cases (2.1+2.2+2.3)			NAP	NAP	NAP	NAP	151	NA	139	-	-	-	-	-	-	-	-	-	
99.2.4 High inst courts_Incoming cases_General civil (and commercial) non-litigious cases			NA	NA	NAP	NAP	58	NA	NA	-	-	-	-	-	-	-	-	-	
99.2.5 High inst courts_Incoming cases_Registry cases (2.2.1+2.2.2+2.2.3)			NAP	NAP	NAP	NAP	NAP	NAP	NAP	-	-	-	-	-	-	-	-	-	
99.2.6 High inst courts_Incoming cases_Non litigious land registry cases			NAP	NAP	NAP	NAP	NAP	NAP	NAP	-	-	-	-	-	-	-	-	-	
99.2.7 High inst courts_Incoming cases_Non-litigious business registry cases			NAP	NAP	NAP	NAP	NAP	NAP	NAP	-	-	-	-	-	-	-	-	-	
99.2.8 High inst courts_Incoming cases_Other registry cases			NAP	NAP	NAP	NAP	NAP	NAP	NAP	-	-	-	-	-	-	-	-	-	
99.2.9 High inst courts_Incoming cases_Other non-litigious cases			NA	NA	NAP	NAP	93	NA	NA	-	-	-	-	-	-	-	-	-	
99.2.10 High inst courts_Incoming cases_Administrative law cases			16 149	14 931	14 838	15 038	15 887	15 060	14 030	-	-	-	-7,5%	-0,6%	1,3%	5,6%	-5,2%	-6,8%	
99.2.11 High inst courts_Incoming cases_Other cases (e.g. insolvency registry cases)			NA	NA	NAP	NAP	NAP	NAP	NAP	-	-	-	-	-	-	-	-	-	

Bulgaria (2012-2020) data tables

Question	2012	2013	2014	2015	2016	2017	2018	2019	2020	Variations for quantitative questions								
										2012-2020	2012-2013	2013-2014	2014-2015	2015-2016	2016-2017	2017-2018	2018-2019	2019-2020
99.3.1 High inst courts_Resolved cases_Total of other than criminal law cases (1+2+3+4)			26 662	24 571	22 474	24 297	23 868	25 085	22 473	-	-	-	-7,8%	-8,5%	8,1%	-1,8%	5,1%	-10,4%
99.3.2 High inst courts_Resolved cases_Civil (and commercial) litigious cases			NA	NA	8 388	8 485	7 774	7 846	6 876	-	-	-	-	-	1,2%	-8,4%	0,9%	-12,4%
99.3.3 High inst courts_Resolved cases_Non litigious cases (2.1+2.2+2.3)			NAP	NAP	NAP	NAP	152	NA	139	-	-	-	-	-	-	-	-	-
99.3.4 High inst courts_Resolved cases_General civil (and commercial) non-litigious cases			NA	NA	NAP	NAP	58	NA	NA	-	-	-	-	-	-	-	-	-
99.3.5 High inst courts_Resolved cases_Registry cases (2.2.1+2.2.2+2.2.3)			NAP	NAP	NAP	NAP	NAP	NAP	NAP	-	-	-	-	-	-	-	-	-
99.3.6 High inst courts_Resolved cases_Non litigious land registry cases			NAP	NAP	NAP	NAP	NAP	NAP	NAP	-	-	-	-	-	-	-	-	-
99.3.7 High inst courts_Resolved cases_Non-litigious business registry cases			NAP	NAP	NAP	NAP	NAP	NAP	NAP	-	-	-	-	-	-	-	-	-
99.3.8 High inst courts_Resolved cases_Other registry cases			NAP	NAP	NAP	NAP	NAP	NAP	NAP	-	-	-	-	-	-	-	-	-
99.3.9 High inst courts_Resolved cases_Other non-litigious cases			NA	NA	NAP	NAP	94	NA	NA	-	-	-	-	-	-	-	-	-
99.3.10 High inst courts_Resolved cases_Administrative law cases			15 351	14 301	14 086	15 812	15 942	17 239	15 458	-	-	-	-6,8%	-1,5%	12,3%	0,8%	8,1%	-10,3%
99.3.11 High inst courts_Resolved cases_Other cases (e.g. insolvency registry cases)			NA	NA	NAP	NAP	NAP	NAP	NAP	-	-	-	-	-	-	-	-	-
99.4.1 High inst courts_Pending cases on 31 Dec. Total of other than criminal law cases (1+2+3+4)			9 610	9 903	10 925	9 934	10 061	8 053	7 375	-	-	-	3,0%	10,3%	-9,1%	1,3%	-20,0%	-8,4%
99.4.2 High inst courts_Pending cases on 31 Dec. Civil (and commercial) litigious cases			NA	NA	3 953	3 735	3 915	4 086	3 863	-	-	-	-	-	-5,5%	4,8%	4,4%	-5,5%
99.4.3 High inst courts_Pending cases on 31 Dec. Non litigious cases (2.1+2.2+2.3)			NAP	NAP	NAP	NAP	2	NA	3	-	-	-	-	-	-	-	-	-
99.4.4 High inst courts_Pending cases on 31 Dec. General civil (and commercial) non-litigious cases			NA	NA	NAP	NAP	-	NA	NA	-	-	-	-	-	-	-	-	-
99.4.5 High inst courts_Pending cases on 31 Dec. Registry cases (2.2.1+2.2.2+2.2.3)			NAP	NAP	NAP	NAP	NAP	NAP	NAP	-	-	-	-	-	-	-	-	-
99.4.6 High inst courts_Pending cases on 31 Dec. Non litigious land registry cases			NAP	NAP	NAP	NAP	NAP	NAP	NAP	-	-	-	-	-	-	-	-	-
99.4.7 High inst courts_Pending cases on 31 Dec. Non-litigious business registry cases			NAP	NAP	NAP	NAP	NAP	NAP	NAP	-	-	-	-	-	-	-	-	-
99.4.8 High inst courts_Pending cases on 31 Dec. Other registry cases			NAP	NAP	NAP	NAP	NAP	NAP	NAP	-	-	-	-	-	-	-	-	-
99.4.9 High inst courts_Pending cases on 31 Dec. Other non-litigious cases			NA	NA	NAP	NAP	2	NA	NA	-	-	-	-	-	-	-	-	-
99.4.10 High inst courts_Pending cases on 31 Dec. Administrative law cases			5 586	6 220	6 972	6 199	6 144	3 967	3 509	-	-	-	11,3%	12,1%	-11,1%	-0,9%	-35,4%	-11,5%
99.4.11 High inst courts_Pending cases on 31 Dec. Other cases (e.g. insolvency registry cases)			NA	NA	NAP	NAP	NAP	NAP	NAP	-	-	-	-	-	-	-	-	-
99.5.1 High inst courts_Pending more than 2 years - Total of other than criminal law cases (1+2+3+4)			-	-	NA	NA	NA	NA	NA	-	-	-	-	-	-	-	-	-
99.5.2 High inst courts_Pending more than 2 years - Civil (and commercial) litigious cases			-	-	NA	NA	NA	NA	NA	-	-	-	-	-	-	-	-	-
99.5.10 High inst courts_Pending more than 2 years - Administrative law cases			-	-	479	248	81	85	53	-	-	-	-	-	-48,2%	-67,3%	4,9%	-37,6%

Bulgaria (2012-2020) data tables

Question	2012	2013	2014	2015	2016	2017	2018	2019	2020	Variations for quantitative questions											
										2012-2020	2012-2013	2013-2014	2014-2015	2015-2016	2016-2017	2017-2018	2018-2019	2019-2020			
Table 3.11.1 and 3.11.2 Supreme courts, clearance rate and disposition time for other than criminal law cases (Q97)																					
Table 3.12.4 and 3.12.5 Variation of the supreme courts, clearance rate and disposition time for other than criminal law cases (Q97)																					
CR Total of other than criminal law cases			97,0%	98,2%	95,9%	103,5%	98,7%	108,7%	107,7%	-	-	-	1,24	-	2,41	7,95	-	4,60	10,11	-	0,91
CR Civil (and commercial) litigious cases			NA	NA	97,5%	100,5%	95,5%	97,9%	102,7%	-	-	-	-	-	3,12	-	4,97	2,47	4,95		
CR Non litigious cases (2.1+2.2+2.3)			NAP	NAP	NAP	NAP	100,7%	NA	100,0%	-	-	-	-	-	-	-	-	-	-	-	
CR General civil (and commercial) non-litigious cases			NA	NA	NAP	NAP	100,0%	NA	NA	-	-	-	-	-	-	-	-	-	-	-	
CR Registry cases (2.2.1+2.2.2+2.2.3)			NAP	NAP	NAP	NAP	NAP	NAP	NAP	-	-	-	-	-	-	-	-	-	-	-	
CR Non litigious land registry cases			NAP	NAP	NAP	NAP	NAP	NAP	NAP	-	-	-	-	-	-	-	-	-	-	-	
CR Non-litigious business registry cases			NAP	NAP	NAP	NAP	NAP	NAP	NAP	-	-	-	-	-	-	-	-	-	-	-	
CR Other registry cases			NAP	NAP	NAP	NAP	NAP	NAP	NAP	-	-	-	-	-	-	-	-	-	-	-	
CR Other non-litigious cases			NA	NA	NAP	NAP	101,1%	NA	NA	-	-	-	-	-	-	-	-	-	-	-	
CR Administrative law cases			95,1%	95,8%	94,9%	105,1%	100,3%	114,5%	110,2%	-	-	-	0,76	-	0,89	10,76	-	4,57	14,07	-	3,75
CR Other cases (e.g. insolvency registry cases)			NA	NA	NAP	NAP	NAP	NAP	NAP	-	-	-	-	-	-	-	-	-	-	-	
DT Total of other than criminal law cases			132	147	177	149	154	117	120	-	-	-	11,8%	20,6%	-15,9%	3,1%	-23,8%	2,2%			
DT Civil (and commercial) litigious cases			NA	NA	172	161	184	190	205	-	-	-	-	-	-6,6%	14,4%	3,4%	7,9%			
DT Non litigious cases (2.1+2.2+2.3)			NAP	NAP	NAP	NAP	5	NA	8	-	-	-	-	-	-	-	-	-	-	-	
DT General civil (and commercial) non-litigious cases			NA	NA	NAP	NAP	-	NA	NA	-	-	-	-	-	-	-	-	-	-	-	
DT Registry cases (2.2.1+2.2.2+2.2.3)			NAP	NAP	NAP	NAP	NAP	NAP	NAP	-	-	-	-	-	-	-	-	-	-	-	
DT Non litigious land registry cases			NAP	NAP	NAP	NAP	NAP	NAP	NAP	-	-	-	-	-	-	-	-	-	-	-	
DT Non-litigious business registry cases			NAP	NAP	NAP	NAP	NAP	NAP	NAP	-	-	-	-	-	-	-	-	-	-	-	
DT Other registry cases			NAP	NAP	NAP	NAP	NAP	NAP	NAP	-	-	-	-	-	-	-	-	-	-	-	
DT Other non-litigious cases			NA	NA	NAP	NAP	8	NA	NA	-	-	-	-	-	-	-	-	-	-	-	
DT Administrative law cases			133	159	181	143	141	84	83	-	-	-	19,5%	13,8%	-20,8%	-1,7%	-40,3%	-1,4%			
DT Other cases (e.g. insolvency registry cases)			NA	NA	NAP	NAP	NAP	NAP	NAP	-	-	-	-	-	-	-	-	-	-	-	



Bulgaria (2012-2020) data tables

Question	2012	2013	2014	2015	2016	2017	2018	2019	2020	Variations for quantitative questions									
										2012-2020	2012-2013	2013-2014	2014-2015	2015-2016	2016-2017	2017-2018	2018-2019	2019-2020	
Table 3.14.1 to 3.14.5 First instance criminal law cases (Q94)																			
094.1.1 Total - pending 1 Jan									21 184	-	-	-	-	-	-	-	-	-	
094.1.2 Severe cases - pending 1 Jan									NA	-	-	-	-	-	-	-	-	-	
094.1.3 Misdemeanour cases - pending 1 Jan									NA	-	-	-	-	-	-	-	-	-	
094.1.4 Other - pending 1 Jan									NA	-	-	-	-	-	-	-	-	-	
094.2.1 Total -incoming									130 282	-	-	-	-	-	-	-	-	-	
094.2.2 Severe cases - incoming									NA	-	-	-	-	-	-	-	-	-	
094.2.3 Misdemeanour cases - incoming									NA	-	-	-	-	-	-	-	-	-	
094.2.4 Other - incoming									NA	-	-	-	-	-	-	-	-	-	
094.3.1 Total - resolved									128 186	-	-	-	-	-	-	-	-	-	
094.3.2 Severe cases -resolved									NA	-	-	-	-	-	-	-	-	-	
094.3.3 Misdemeanour cases - resolved									NA	-	-	-	-	-	-	-	-	-	
094.3.4 Other - resolved									NA	-	-	-	-	-	-	-	-	-	
094.4.1 Total - pending 31 Dec									23 280	-	-	-	-	-	-	-	-	-	
094.4.2 Severe cases - pending 31 Dec									NA	-	-	-	-	-	-	-	-	-	
094.4.3 Misdemeanour cases - pending 31 Dec									NA	-	-	-	-	-	-	-	-	-	
094.4.4 Other - pending 31 Dec									NA	-	-	-	-	-	-	-	-	-	
094.5.1 Total - pending more then 2 years									NA	-	-	-	-	-	-	-	-	-	
094.5.2 Severe cases - pending more then 2 years									NA	-	-	-	-	-	-	-	-	-	
094.5.3 Misdemeanour cases - pending more then 2 years									NA	-	-	-	-	-	-	-	-	-	
094.5.4 Other - pending more then 2 years									NA	-	-	-	-	-	-	-	-	-	

Bulgaria (2012-2020) data tables

Question	2012	2013	2014	2015	2016	2017	2018	2019	2020	Variations for quantitative questions									
										2012-2020	2012-2013	2013-2014	2014-2015	2015-2016	2016-2017	2017-2018	2018-2019	2019-2020	
Table 3.15.1 to 3.10.2 CR and DT for first instance criminal law cases (Q94)																			
CR of Total									98,4%	-	-	-	-	-	-	-	-	-	
CR o2 Severe cases									NA	-	-	-	-	-	-	-	-	-	
CR of Misdemeanour cases									NA	-	-	-	-	-	-	-	-	-	
CR of Other									NA	-	-	-	-	-	-	-	-	-	
DT of Total									66	-	-	-	-	-	-	-	-	-	
DT of Severe cases									NA	-	-	-	-	-	-	-	-	-	
DT of Misdemeanour cases									NA	-	-	-	-	-	-	-	-	-	
DT of Other									NA	-	-	-	-	-	-	-	-	-	
Table 3.16.1 to 3.16.5 Second instance criminal law cases (Q98)																			
098.1.1 Total - pending 1 Jan									1 611	-	-	-	-	-	-	-	-	-	
098.1.2 Severe cases - pending 1 Jan									NA	-	-	-	-	-	-	-	-	-	
098.1.3 Misdemeanour cases - pending 1 Jan									NA	-	-	-	-	-	-	-	-	-	
098.1.4 Other - pending 1 Jan									NAP	-	-	-	-	-	-	-	-	-	
098.2.1 Total -incoming									11 268	-	-	-	-	-	-	-	-	-	
098.2.2 Severe cases - incoming									NA	-	-	-	-	-	-	-	-	-	
098.2.3 Misdemeanour cases - incoming									NA	-	-	-	-	-	-	-	-	-	
098.2.4 Other - incoming									NAP	-	-	-	-	-	-	-	-	-	
098.3.1 Total - resolved									11 174	-	-	-	-	-	-	-	-	-	
098.3.2 Severe cases -resolved									NA	-	-	-	-	-	-	-	-	-	
098.3.3 Misdemeanour cases - resolved									NA	-	-	-	-	-	-	-	-	-	
098.3.4 Other - resolved									NAP	-	-	-	-	-	-	-	-	-	

Bulgaria (2012-2020) data tables

Question	2012	2013	2014	2015	2016	2017	2018	2019	2020	Variations for quantitative questions								
										2012-2020	2012-2013	2013-2014	2014-2015	2015-2016	2016-2017	2017-2018	2018-2019	2019-2020
098.4.1 Total - pending 31 Dec									1 705	-	-	-	-	-	-	-	-	-
098.4.2 Severe cases - pending 31 Dec									NA	-	-	-	-	-	-	-	-	-
098.4.3 Misdemeanour cases - pending 31 Dec									NA	-	-	-	-	-	-	-	-	-
098.4.4 Other - pending 31 Dec									NAP	-	-	-	-	-	-	-	-	-
098.5.1 Total - pending more then 2 years									NA	-	-	-	-	-	-	-	-	-
098.5.2 Severe cases - pending more then 2 years									NA	-	-	-	-	-	-	-	-	-
098.5.3 Misdemeanour cases - pending more then 2 years									NA	-	-	-	-	-	-	-	-	-
098.5.4 Other - pending more then 2 years									NA	-	-	-	-	-	-	-	-	-
Table 3.17.1 to 3.17.2 CR and DT for second instance criminal law cases (Q98)																		
CR of Total									99,2%	-	-	-	-	-	-	-	-	-
CR o2 Severe cases									NA	-	-	-	-	-	-	-	-	-
CR of Misdemeanour cases									NA	-	-	-	-	-	-	-	-	-
CR of Other									NAP	-	-	-	-	-	-	-	-	-
DT of Total									56	-	-	-	-	-	-	-	-	-
DT of Severe cases									NA	-	-	-	-	-	-	-	-	-
DT of Misdemeanour cases									NA	-	-	-	-	-	-	-	-	-
DT of Other									NAP	-	-	-	-	-	-	-	-	-

Bulgaria (2012-2020) data tables

Question	2012	2013	2014	2015	2016	2017	2018	2019	2020	Variations for quantitative questions									
										2012-2020	2012-2013	2013-2014	2014-2015	2015-2016	2016-2017	2017-2018	2018-2019	2019-2020	
Table 3.18.1 to 3.18.5 Supreme court criminal law cases (Q100)																			
100.1.1 Total - pending 1 Jan									293	-	-	-	-	-	-	-	-	-	
100.1.2 Severe cases - pending 1 Jan									231	-	-	-	-	-	-	-	-	-	
100.1.3 Misdemeanour cases - pending 1 Jan									22	-	-	-	-	-	-	-	-	-	
100.1.4 Other - pending 1 Jan									40	-	-	-	-	-	-	-	-	-	
100.2.1 Total -incoming									1 035	-	-	-	-	-	-	-	-	-	
100.2.2 Severe cases - incoming									525	-	-	-	-	-	-	-	-	-	
100.2.3 Misdemeanour cases - incoming									88	-	-	-	-	-	-	-	-	-	
100.2.4 Other - incoming									422	-	-	-	-	-	-	-	-	-	
100.3.1 Total - resolved									1 062	-	-	-	-	-	-	-	-	-	
100.3.2 Severe cases -resolved									541	-	-	-	-	-	-	-	-	-	
100.3.3 Misdemeanour cases - resolved									81	-	-	-	-	-	-	-	-	-	
100.3.4 Other - resolved									440	-	-	-	-	-	-	-	-	-	
100.4.1 Total - pending 31 Dec									266	-	-	-	-	-	-	-	-	-	
100.4.2 Severe cases - pending 31 Dec									215	-	-	-	-	-	-	-	-	-	
100.4.3 Misdemeanour cases - pending 31 Dec									29	-	-	-	-	-	-	-	-	-	
100.4.4 Other - pending 31 Dec									22	-	-	-	-	-	-	-	-	-	
100.5.1 Total - pending more then 2 years									4	-	-	-	-	-	-	-	-	-	
100.5.2 Severe cases - pending more then 2 years									4	-	-	-	-	-	-	-	-	-	
100.5.3 Misdemeanour cases - pending more then 2 years									-	-	-	-	-	-	-	-	-	-	
100.5.4 Other - pending more then 2 years									-	-	-	-	-	-	-	-	-	-	

Bulgaria (2012-2020) data tables

Question	2012	2013	2014	2015	2016	2017	2018	2019	2020	Variations for quantitative questions									
										2012-2020	2012-2013	2013-2014	2014-2015	2015-2016	2016-2017	2017-2018	2018-2019	2019-2020	
Table 3.19.1 to 3.19.2 CR and DT for supreme court criminal law cases (Q100)																			
CR of Total									102,6%	-	-	-	-	-	-	-	-	-	
CR o2 Severe cases									103,0%	-	-	-	-	-	-	-	-	-	
CR of Misdemeanour cases									92,0%	-	-	-	-	-	-	-	-	-	
CR of Other									104,3%	-	-	-	-	-	-	-	-	-	
DT of Total									91	-	-	-	-	-	-	-	-	-	
DT of Severe cases									145	-	-	-	-	-	-	-	-	-	
DT of Misdemeanour cases									131	-	-	-	-	-	-	-	-	-	
DT of Other									18	-	-	-	-	-	-	-	-	-	

Bulgaria (2012-2020) data tables

Question	2012	2013	2014	2015	2016	2017	2018	2019	2020	Variations for quantitative questions								
										2012-2020	2012-2013	2013-2014	2014-2015	2015-2016	2016-2017	2017-2018	2018-2019	2019-2020
Indicator 5: Access to justice																		
Legal aid																		
Table 5.1 to Table 5.6 (Q12-2, Q16, Q18, Q19, Q20, Q20-1)																		
12-2.1.1 Coverage of court fees									False									
12-2.1.2 Exemption from court fees									False									
16.1.1 Legal aid applies to representation in court (criminal cases)	Yes	-	Yes	Yes	True	True	True	True	True									
16.1.2 Legal aid applies to legal advice (criminal cases)	Yes	-	Yes	Yes	True	True	True	True	True									
16.2.1 Legal aid applies to representation in court (other than criminal cases)	Yes	-	Yes	Yes	True	True	True	True	True									
16.2.2 Legal aid applies to legal advice (other than criminal cases)	Yes	-	Yes	Yes	True	True	True	True	True									
18.1.1 Legal aid for the enforcement of judicial decisions					False	False	False	False	False									
19.1.1 Legal aid granted for other costs - criminal cases									True									
19.1.2 Legal aid granted for other costs - other than criminal cases									True									
020.1.1 Total									NA									
020.1.2 Total - criminal cases									NA									
020.1.3 Total - other than criminal cases									NA									
020.2.1 Total brought to court									31 866									
020.2.2 Brought to court - criminal cases									29 002									
020.2.3 Brought to court - other then criminal									2 864									
020.3.1 Total not brought to court									NA									
020.3.2 Not brought to court - criminal cases									NA									
020.3.3 Not brought to court - other then criminal									NA									
020-1.1.1 Maximum duration prescribed in law/regulation									14									
020-1.1.2 Average duration									7									



Bulgaria (2012-2020) data tables

Question	2012	2013	2014	2015	2016	2017	2018	2019	2020	Variations for quantitative questions								
										2012-2020	2012-2013	2013-2014	2014-2015	2015-2016	2016-2017	2017-2018	2018-2019	2019-2020
System for compensating users																		
Table 5.7.1 and Table 5.7.2 (Q37)																		
037.1.1 Requests for compensation - Total									NA									
037.1.2 Requests for compensation - Excessive length of proceedings									NA									
037.1.3 Requests for compensation - Non-execution of court decisions									NA									
037.1.4 Requests for compensation - Wrongful arrest									NA									
037.1.5 Requests for compensation - Wrongful conviction									NA									
037.1.6 Requests for compensation - Other									NA									
037.2.1 Condemnations - Total									NA									
037.2.2 Condemnations - Excessive length of proceedings									NA									
037.2.3 Condemnations - Non-execution of court decisions									NA									
037.2.4 Condemnations - Wrongful arrest									NA									
037.2.5 Condemnations - Wrongful conviction									NA									
037.2.6 Condemnations - Other									NA									
037.3.1 Amount - Total									NA									
037.3.2 Amount - Excessive length of proceedings									NA									
037.3.3 Amount - Non-execution of court decisions									NA									
037.3.4 Amount - Wrongful arrest									NA									
037.3.5 Amount - Wrongful conviction									NA									
037.3.6 Amount - Other									NA									

Bulgaria (2012-2020) data tables

Question	2012	2013	2014	2015	2016	2017	2018	2019	2020	Variations for quantitative questions								
										2012-2020	2012-2013	2013-2014	2014-2015	2015-2016	2016-2017	2017-2018	2018-2019	2019-2020
Indicator 6: The ICT tools of courts and for court users																		
Table 6.1 to Table 6.11 (Q62-7, Q62-7-1, Q62-8, Q62-8-1, Q63-1, Q63-1-1, Q63-2 Q63-6, Q63-7, Q63-7-1, Q64-2, Q64-4, Q64-6, Q64-3, Q64-3-1, Q64-7, Q64-7-1, Q64-9)																		
62-7 Writing assistance tools coordinated at national level							False	False	False									
62-7-1.1 Deployment rate in civil matter																		
62-7-1.2 Deployment rate in criminal matter																		
62-7-1.3 Deployment rate in administrative matter																		
62-8 Voice recording tools							True	True	True									
62-8-1.1.1 Availability of simple dictation tools in civil matter							in some courts / some pilot phases	in some courts / some pilot phases	in all courts									
62-8-1.1.2 Availability of simple dictation tools in criminal matter							in some courts / some pilot phases	in some courts / some pilot phases	in all courts									
62-8-1.1.3 Availability of simple dictation tools in administrative matter							in some courts / some pilot phases	in some courts / some pilot phases	in all courts									
62-8-1.2.1 Availability of multiple speakers recording tools in civil matter							in some courts / some pilot phases	in some courts / some pilot phases	in most of the courts									
62-8-1.2.2 Availability of multiple speakers recording tools in criminal matter							in some courts / some pilot phases	in some courts / some pilot phases	in most of the courts									
62-8-1.2.3 Availability of multiple speakers recording tools in administrative matter							in some courts / some pilot phases	in some courts / some pilot phases	in most of the courts									
62-8-1.3.1 Availability of voice recognition in civil matter							No	No	No									
62-8-1.3.2 Availability of voice recognition in criminal matter							No	No	No									
62-8-1.3.3 Availability of voice recognition in administrative matter							No	No	No									
062-9 Availability of intranet site within the judicial system for distribution of news/novelties							0% (NAP)	0% (NAP)	100%									
63.1 Is there a case management system?							True	True	True									
63.1-1.1 CMS for civil matter (deployment rate)							100%	100%	100%									
63.1-1.1 CMS for criminal matter (deployment rate)							100%	100%	100%									
63.1-1.1 CMS for administrative matter (deployment rate)							100%	100%	100%									
63.1-1.2 CMS for civil matter (status of case online)							Both	Both	Both									
63.1-1.2 CMS for criminal matter (status of case online)							Both	Both	Both									
63.1-1.2 CMS for administrative matter (status of case onlinee)							Publication of decision online	Both	Both									

Bulgaria (2012-2020) data tables

Question	2012	2013	2014	2015	2016	2017	2018	2019	2020	Variations for quantitative questions								
										2012-2020	2012-2013	2013-2014	2014-2015	2015-2016	2016-2017	2017-2018	2018-2019	2019-2020
63.1-1.3 CMS for civil matter (Centralised or interoperable database)						-	True	True	True									
63.1-1.3 CMS for criminal matter (Centralised or interoperable database)						-	True	True	True									
63.1-1.3 CMS for administrative matter (Centralised or interoperable database)						-	True	True	True									
63.1-1.4 CMS for civil matter (Early warning signals)						-	False	NA	NA									
63.1-1.4 CMS for criminal matter (Early warning signals)						-	False	NA	NA									
63.1-1.4 CMS for administrative matter (Early warning signals)						-	False	NA	NA									
63-1-1.5 Statistics in CMS civil matter							Not connected at all	NA	Not connected at all									
63-1-1.5 Statistics in CMS criminal matter							Not connected at all	NA	Not connected at all									
63-1-1.5 Statistics in CMS administrative matter							Not connected at all	NA	Not connected at all									
63-2.1 Deployment rate for computerised registries managed by courts - land registry							0% (NAP)	0% (NAP)	0% (NAP)									
63-2.1 Deployment rate for computerised registries managed by courts - business registry							0% (NAP)	0% (NAP)	0% (NAP)									
63-2.2 Data consolidated at national level for land registry						-	False	NAP	NAP									
63-2.2 Data consolidated at national level for business registry						-	False	NAP	NAP									
63-2.3 Service available online for land registry						-	False	NAP	NAP									
63-2.3 Service available online for business registry						-	False	NAP	NAP									
63-2.4 Statistical module integrated or connected for land registry						-	False	NAP	NAP									
63-2.4 Statistical module integrated or connected for business registry						-	False	NAP	NAP									
063-6.1.1 Budgetary and financial management of courts (deployment rate)						-	100%	100%	100%									
063-6.1.2 Justice expenses management (deployment rate)						-	NA	100%	50-99%									
063-6.1.3 Other financial management tools (deployment rate)						-	0% (NAP)	0% (NAP)	0% (NAP)									
063-6.2.1 Budgetary and financial management of courts (Data consolidated at national level)						-	True	True	True									
063-6.2.2 Justice expenses management (Data consolidated at national level)						-	True	True	True									
063-6.2.3 Other financial management tools (Data consolidated at national level)						-	False	NAP	NA									
063-6.3.1 Budgetary and financial management of courts (System communicating with other ministries)						-	True	True	True									
063-6.3.2 Justice expenses management (System communicating with other ministries)						-	False	False	NA									
063-6.3.3 Other financial management tools (System communicating with other ministries)						-	False	NAP	NA									

Bulgaria (2012-2020) data tables

Question	2012	2013	2014	2015	2016	2017	2018	2019	2020	Variations for quantitative questions								
										2012-2020	2012-2013	2013-2014	2014-2015	2015-2016	2016-2017	2017-2018	2018-2019	2019-2020
63-7.1 Measurement tools to assess the workload							True	True	True									
63-7-1.1.1 Deployment rate - workload of judges							50-99%	50-99%	50-99%									
63-7-1.1.2 Deployment rate - workload of prosecutors							50-99%	50-99%	50-99%									
63-7-1.1.3 Deployment rate - workload of non-judge and non-prosecutor staff							NA	NA	0% (NAP)									
63-7-1.2.1 Monitoring on national level - judges							False	False	False									
63-7-1.2.2 Monitoring on national level - prosecutors							True	True	True									
63-7-1.2.2 Monitoring on national level - non-judge and non-prosecutor staff							False	False	False									
63-7-1.3.1 Monitoring on court level - judges							NA	NA	False									
63-7-1.3.2 Monitoring on court level - prosecutors							NA	NA	False									
63-7-1.3.3 Monitoring on court level - non-judge and non-prosecutor staff							NA	NA	False									
064-2 - Possibility to submit a case to courts by electronic means							False	False	True									
064-2 - Civil and/or commercial									NA									
064-2 - Criminal									NA									
064-2 - Administrative									NA									
064-2 - Submission in paper remains mandatory - civil							False	-	False									
064-2 - Submission in paper remains mandatory - criminal							False	-	False									
064-2 - Submission in paper remains mandatory - administrative							False	-	False									
064-2 - Specific legislative framework - civil							False	-	True									
064-2 - Specific legislative framework - criminal							False	-	True									
064-2 - Specific legislative framework - administrative							False	-	True									
064-2 - Integrated/connected with the CMS - civil							False	-	NA									
064-2 - Integrated/connected with the CMS - criminal							False	-	NA									
064-2 - Integrated/connected with the CMS - administrative							False	-	NA									

Bulgaria (2012-2020) data tables

Question	2012	2013	2014	2015	2016	2017	2018	2019	2020	Variations for quantitative questions								
										2012-2020	2012-2013	2013-2014	2014-2015	2015-2016	2016-2017	2017-2018	2018-2019	2019-2020
064-3 - Is it possible to request for granting legal aid by electronic means?							False	True	True									
064-3-1.1 - Equipment rate								1-9%	1-9%									
064-3-1.2 - Request in paper mandatory							False	False	False									
064-3-1.3 - Specific legislative framework							False	True	False									
064-3-1.4 - Granting LA is also electronic							False	True	True									
064-3-1.5 - Information available in CMS							False	False	False									
064-4 - Possibility to transmit summons to a judicial meeting or a hearing by electronic means							True	True	True									
064-4-1.1.1 - Summons produced by CMS- civil							False	False	False									
064-4-1.1.2 - Summons produced by CMS- criminal							False	False	False									
064-4-1.1.3 - Summons produced by CMS- administrative							False	False	False									
064-4-1.2.1 - Simultaneous summon in paper form remains mandatory- civil							False	False	False									
064-4-1.2.2 - Simultaneous summon in paper form remains mandatory- criminal							False	False	False									
064-4-1.2.3 - Simultaneous summon in paper form remains mandatory- administrative							False	False	False									
064-4-1.3.1 - Consent of the user - civil							True	True	True									
064-4-1.3.2 - Consent of the user - criminal							True	True	True									
064-4-1.3.3 - Consent of the user - administrative							False	False	True									
064-6.1.1 - Civil and/or commercial (deployment rate)							50-99%	100%	100%									
064-6.1.2 - Criminal (deployment rate)							50-99%	100%	100%									
064-6.1.3 - Administrative (deployment rate)							0% (NAP)	100%	100%									

Bulgaria (2012-2020) data tables

Question	2012	2013	2014	2015	2016	2017	2018	2019	2020	Variations for quantitative questions								
										2012-2020	2012-2013	2013-2014	2014-2015	2015-2016	2016-2017	2017-2018	2018-2019	2019-2020
064-6.2.1 - Civil and/or commercial (Trial phases concerned)									Hearing preparatory phases Decision transmission									
064-6.2.2 - Criminal (Trial phases concerned)									Hearing preparatory phases Decision transmission									
064-6.2.3 - Administrative (Trial phases concerned)									Hearing preparatory phases Decision transmission									
064-6.3.1 - Civil and/or commercial (Modalities)							Other	Other	E-mail Specific application									
064-6.3.2 - Criminal (Modalities)							Other	Other	Specific application									
064-6.3.3 - Administrative (Modalities)								Other	Specific application									
064-6.4.1 - Civil and/or commercial (specific legal framework)							False	False	True									
064-6.4.2 - Criminal (specific legal framework)							False	False	True									
064-6.4.3 - Administrative (specific legal framework)							False	False	True									
064-6.5.1 - Civil and/or commercial (availability for)									Lawyers & Parties not represented by lawyer									
064-6.5.2 - Criminal (availability for)									Lawyers & Parties not represented by lawyer									
064-6.5.3 - Administrative (availability for)									Lawyers & Parties not represented by lawyer									



Bulgaria (2012-2020) data tables

Question	2012	2013	2014	2015	2016	2017	2018	2019	2020	Variations for quantitative questions								
										2012-2020	2012-2013	2013-2014	2014-2015	2015-2016	2016-2017	2017-2018	2018-2019	2019-2020
064-7.1.1 - Electronic communication of enforcement agents and courts (deployment rate)							NA	NA	NA									
064-7.1.2 - Electronic communication of notaries and courts (deployment rate)							NA	NA	NA									
064-7.1.3 - Electronic communication of experts and courts (deployment rate)							NA	NA	NA									
064-7.1.4 - Electronic communication of judicial police and courts (deployment rate)							NA	NA	NA									
064-7.2.1 - Electronic communication of enforcement agents and courts (Modalities)																		
064-7.2.2 - Electronic communication of notaries and courts (Modalities)																		
064-7.2.3 - Electronic communication of experts and courts (Modalities)																		
064-7.2.4 - Electronic communication of judicial police and courts (Modalities)																		
064-7.3.1 - Electronic communication of enforcement agents and courts (specific legal framework)							False	-	-									
064-7.32.2 - Electronic communication of notaries and courts (specific legal framework)							False	-	-									
064-7.3.3 - Electronic communication of experts and courts (specific legal framework)							False	-	-									
064-7.3.4 - Electronic communication of judicial police and courts (specific legal framework)							False	-	-									
064-9 - Existance of online processing devices of specialised litigation							False	False	False									

Bulgaria (2012-2020) data tables

Question	2012	2013	2014	2015	2016	2017	2018	2019	2020	Variations for quantitative questions									
										2012-2020	2012-2013	2013-2014	2014-2015	2015-2016	2016-2017	2017-2018	2018-2019	2019-2020	
Indicator 7: Professionals of justice (Indicator 9 in 2019)																			
Table 7.1.1 to 7.5.6 for judges, non judge staff, prosecutors, non prosecutor staff and salaries																			
46.1.1 Total Number of professional judges	2 239	2 191	2 220	2 225	2 255	2 235	2 223	2 215	2 184	-2,5%	-2,1%	1,3%	0,2%	1,3%	-0,9%	-0,5%	-0,4%	-1,4%	
46.1.2 Number of 1st inst professional judges	1 188	1 614	1 753	1 760	1 789	1 745	1 750	1 898	1 246	4,9%	35,9%	8,6%	0,4%	1,6%	-2,5%	0,3%	8,5%	-34,4%	
46.1.3 Number of 2nd inst professional judges	859	396	277	277	276	299	289	134	760	-11,5%	-53,9%	-30,1%	0,0%	-0,4%	8,3%	-3,3%	-53,6%	467,2%	
46.1.4 Number of Supreme court professional judges	192	181	190	188	190	191	184	183	178	-7,3%	-5,7%	5,0%	-1,1%	1,1%	0,5%	-3,7%	-0,5%	-2,7%	
46.2.1 Number of professional judges_males	NA	NA	NA	NA	NA	NA	NA	749	732	-	-	-	-	-	-	-	-	-2,3%	
46.2.2 Number of 1st instance professional judges_males	NA	NA	NA	NA	NA	NA	NA	655	435	-	-	-	-	-	-	-	-	-33,6%	
46.2.3 Number of 2nd instance professional judges_males	NA	NA	NA	NA	NA	NA	NA	50	255	-	-	-	-	-	-	-	-	410,0%	
46.2.4 Number of Supreme court professional judges_males	NA	NA	NA	NA	NA	NA	NA	44	42	-	-	-	-	-	-	-	-	-4,5%	
46.3.1 Number of professional judges_females	NA	NA	NA	NA	NA	NA	NA	1 466	1 452	-	-	-	-	-	-	-	-	-1,0%	
46.3.2 Number of 1st inst professional judges_females	NA	NA	NA	NA	NA	NA	NA	1 243	811	-	-	-	-	-	-	-	-	-34,8%	
46.3.3 Number of 2nd inst professional judges_females	NA	NA	NA	NA	NA	NA	NA	84	505	-	-	-	-	-	-	-	-	501,2%	
46.3.4 Number of Supreme court professional judges_females	NA	NA	NA	NA	NA	NA	NA	139	136	-	-	-	-	-	-	-	-	-2,2%	
046-2.1.1 Number of professional judges (FTE) - Total	-	-	-	-	-	-	-	-	2 184	-	-	-	-	-	-	-	-	-	
046-2.1.2 Professional judges of first instance (FTE) - Total	-	-	-	-	-	-	-	-	1 246	-	-	-	-	-	-	-	-	-	
046-2.1.3 Professional judges of second instance (FTE) - Total	-	-	-	-	-	-	-	-	760	-	-	-	-	-	-	-	-	-	
046-2.1.4 Professional judges of supreme court (FTE) - Total	-	-	-	-	-	-	-	-	178	-	-	-	-	-	-	-	-	-	
046-2.2.1 Number of professional judges (FTE) - Civil and commercial	-	-	-	-	-	-	-	-	NA	-	-	-	-	-	-	-	-	-	
046-2.2.2 Professional judges of first instance (FTE) - Civil and commercial	-	-	-	-	-	-	-	-	NA	-	-	-	-	-	-	-	-	-	
046-2.2.3 Professional judges of second instance (FTE) - Civil and commercial	-	-	-	-	-	-	-	-	NA	-	-	-	-	-	-	-	-	-	
046-2.2.4 Professional judges of supreme court (FTE) - Civil and commercial	-	-	-	-	-	-	-	-	66	-	-	-	-	-	-	-	-	-	
046-2.3.1 Number of professional judges (FTE) - Criminal	-	-	-	-	-	-	-	-	NA	-	-	-	-	-	-	-	-	-	
046-2.3.2 Professional judges of first instance (FTE) - Criminal	-	-	-	-	-	-	-	-	NA	-	-	-	-	-	-	-	-	-	
046-2.3.3 Professional judges of second instance (FTE) - Criminal	-	-	-	-	-	-	-	-	NA	-	-	-	-	-	-	-	-	-	
046-2.3.4 Professional judges of supreme court (FTE) - Criminal	-	-	-	-	-	-	-	-	28	-	-	-	-	-	-	-	-	-	

Bulgaria (2012-2020) data tables

Question	2012	2013	2014	2015	2016	2017	2018	2019	2020	Variations for quantitative questions								
										2012-2020	2012-2013	2013-2014	2014-2015	2015-2016	2016-2017	2017-2018	2018-2019	2019-2020
046-2.4.1 Number of professional judges (FTE) - Administrative	-	-	-	-	-	-	-	-	254	-	-	-	-	-	-	-	-	-
046-2.4.2 Professional judges of first instance (FTE) - Administrative	-	-	-	-	-	-	-	-	171	-	-	-	-	-	-	-	-	-
046-2.4.3 Professional judges of second instance (FTE) - Administrative	-	-	-	-	-	-	-	-	NAP	-	-	-	-	-	-	-	-	-
046-2.4.4 Professional judges of supreme court (FTE) - Administrative	-	-	-	-	-	-	-	-	83	-	-	-	-	-	-	-	-	-
046-2.5.1 Number of professional judges (FTE) - Other	-	-	-	-	-	-	-	-	17	-	-	-	-	-	-	-	-	-
046-2.5.2 Professional judges of first instance (FTE) - Other	-	-	-	-	-	-	-	-	12	-	-	-	-	-	-	-	-	-
046-2.5.3 Professional judges of second instance (FTE) - Other	-	-	-	-	-	-	-	-	5	-	-	-	-	-	-	-	-	-
046-2.5.4 Professional judges of supreme court (FTE) - Other	-	-	-	-	-	-	-	-	NAP	-	-	-	-	-	-	-	-	-
52.1.1 Total Number of non judge staff who are working in courts	6 014	5 958	6 014	6 143	6 174	6 212	6 262	6 323	6 329	5,2%	-0,9%	0,9%	2,1%	0,5%	0,6%	0,8%	1,0%	0,1%
52.1.2 Number of Non judge staff (Rechtspfleger)	NAP	NAP	NAP	NAP	NAP	NAP	NAP	NAP	NAP	-	-	-	-	-	-	-	-	-
52.1.3 Number of Non-judge staff assisting the judges	4 479	4 445	4 468	4 395	4 478	4 492	4 656	4 689	4 697	4,9%	-0,8%	0,5%	-1,6%	1,9%	0,3%	3,7%	0,7%	0,2%
52.1.4 Number of Staff in charge of administrative tasks	1 480	1 458	1 491	1 191	1 162	1 118	1 006	979	968	-34,6%	-1,5%	2,3%	-20,1%	-2,4%	-3,8%	-10,0%	-2,7%	-1,1%
52.1.5 Number of Technical staff	NA	NA	NA	502	481	568	585	617	627	-	-	-	-	-4,2%	18,1%	3,0%	5,5%	1,6%
52.1.6 Number of Other non judge staff	55	55	55	55	53	34	35	38	37	-32,7%	0,0%	0,0%	0,0%	-3,6%	-35,8%	2,9%	8,6%	-2,6%
52.2.1 Total Number of non judge staff who are working in courts(men)	-	-	NA	NA	NA	NA	NA	NA	NA	-	-	-	-	-	-	-	-	-
52.2.2 Number of Non judge staff (Rechtspfleger)(men)	-	-	NAP	NAP	NAP	NA	NAP	NAP	NAP	-	-	-	-	-	-	-	-	-
52.2.3 Number of Non-judge staff assisting the judges(men)	-	-	NA	NA	NA	NA	NA	NA	NA	-	-	-	-	-	-	-	-	-
52.2.4 Number of Staff in charge of administrative tasks(men)	-	-	NA	NA	NA	NA	NA	NA	NA	-	-	-	-	-	-	-	-	-
52.2.5 Number of Technical staff(men)	-	-	NA	NA	NA	NA	NA	NA	NA	-	-	-	-	-	-	-	-	-
52.2.6 Number of Other non judge staff(men)	-	-	NA	NA	NA	NA	NA	NA	NA	-	-	-	-	-	-	-	-	-
52.3.1 Total Number of non judge staff who are working in courts(women)	NA	NA	NA	NA	NA	NA	NA	NA	NA	-	-	-	-	-	-	-	-	-
52.3.2 Number of Non judge staff (Rechtspfleger)(women)	NAP	NAP	NAP	NAP	NAP	NA	NAP	NAP	NAP	-	-	-	-	-	-	-	-	-
52.3.3 Number of Non-judge staff assisting the judges(women)	NA	NA	NA	NA	NA	NA	NA	NA	NA	-	-	-	-	-	-	-	-	-
52.3.4 Number of Staff in charge of administrative tasks(women)	NA	NA	NA	NA	NA	NA	NA	NA	NA	-	-	-	-	-	-	-	-	-
52.3.5 Number of Technical staff(women)	NA	NA	NA	NA	NA	NA	NA	NA	NA	-	-	-	-	-	-	-	-	-
52.3.6 Number of Other non judge staff(women)	NA	NA	NA	NA	NA	NA	NA	NA	NA	-	-	-	-	-	-	-	-	-

Bulgaria (2012-2020) data tables

Question	2012	2013	2014	2015	2016	2017	2018	2019	2020	Variations for quantitative questions								
										2012-2020	2012-2013	2013-2014	2014-2015	2015-2016	2016-2017	2017-2018	2018-2019	2019-2020
052-1.1.1 Non-judge staff (Total)									6 329	-	-	-	-	-	-	-	-	-
052-1.1.2 Non-judge staff at first instance (total)									5 204	-	-	-	-	-	-	-	-	-
052-1.1.3 Non-judge staff at second instance (total)									716	-	-	-	-	-	-	-	-	-
052-1.1.4 Non-judge staff at Supreme court (total)									409	-	-	-	-	-	-	-	-	-
052-1.2.1 Non-judge staff (Males)									NA	-	-	-	-	-	-	-	-	-
052-1.2.2 Non-judge staff at first instance (males)									NA	-	-	-	-	-	-	-	-	-
052-1.2.3 Non-judge staff at second instance (males)									NA	-	-	-	-	-	-	-	-	-
052-1.2.4 Non-judge staff at Supreme court (males)									NA	-	-	-	-	-	-	-	-	-
052-1.3.1 Non-judge staff (females)									NA	-	-	-	-	-	-	-	-	-
052-1.3.2 Non-judge staff at first instance (females)									NA	-	-	-	-	-	-	-	-	-
052-1.3.3 Non-judge staff at second instance (females)									NA	-	-	-	-	-	-	-	-	-
052-1.3.4 Non-judge staff at supreme court (females)									NA	-	-	-	-	-	-	-	-	-
055.1.1 Prosecutors (total)									1 520	-	-	-	-	-	-	-	-	-
055.1.2 Prosecutors (1st inst.)									884	-	-	-	-	-	-	-	-	-
055.1.3 Prosecutors (2nd inst.)									514	-	-	-	-	-	-	-	-	-
055.1.4 Prosecutors (Highest instance)									122	-	-	-	-	-	-	-	-	-
055.2.1 Prosecutors - Males -total									740	-	-	-	-	-	-	-	-	-
055.2.2 Prosecutors - Males, 1st inst.									389	-	-	-	-	-	-	-	-	-
055.2.3 Prosecutors - Males, 2nd inst.									297	-	-	-	-	-	-	-	-	-
055.2.4 Prosecutors - Males, Supreme courts									54	-	-	-	-	-	-	-	-	-
055.3.1 Prosecutors - Females, Total									780	-	-	-	-	-	-	-	-	-
055.3.2 Prosecutors - Females, 1st inst.									495	-	-	-	-	-	-	-	-	-
055.3.3 Prosecutors - Females, 2nd inst.									217	-	-	-	-	-	-	-	-	-
055.3.4 Prosecutors - Females, Supreme courts									68	-	-	-	-	-	-	-	-	-

Bulgaria (2012-2020) data tables

Question	2012	2013	2014	2015	2016	2017	2018	2019	2020	Variations for quantitative questions								
										2012-2020	2012-2013	2013-2014	2014-2015	2015-2016	2016-2017	2017-2018	2018-2019	2019-2020
060.1.1 Number of non-prosecutor staff Total									3 021	-	-	-	-	-	-	-	-	-
060.2.1 Number of non-prosecutor staff Males									NA	-	-	-	-	-	-	-	-	-
060.3.1 Number of non-prosecutor staff Females									NA	-	-	-	-	-	-	-	-	-
004 Annual average salary in the country						-	-		8 509 €	-	-	-	-	-	-	-	-	-
132.1.1 Gross annual salary, in € - Professional judge at the beginning of career						-	-		24 990 €	-	-	-	-	-	-	-	-	-
132.1.2 Gross annual salary, in € - Judge of the Supreme Court						-	-		44 214 €	-	-	-	-	-	-	-	-	-
132.1.3 Gross annual salary, in € - Public prosecutor at the beginning of career						-	-		24 990 €	-	-	-	-	-	-	-	-	-
132.1.4 Gross annual salary, in € - Public prosecutor of the Supreme Court or the Highest Appellate Instance						-	-		44 214 €	-	-	-	-	-	-	-	-	-
132.2.1 Net annual salary, in € - Professional judge at the beginning of career						-	-		22 491 €	-	-	-	-	-	-	-	-	-
132.2.2 Net annual salary, in € - Judge of the Supreme Court						-	-		39 793 €	-	-	-	-	-	-	-	-	-
132.2.3 Net annual salary, in € - Public prosecutor at the beginning of career						-	-		22 491 €	-	-	-	-	-	-	-	-	-
132.2.4 Net annual salary, in € - Public prosecutor of the Supreme Court or the Highest Appellate Instance						-	-		39 793 €	-	-	-	-	-	-	-	-	-
133.1.1.1 - Additional benefits for judges - Reduced taxation						-	-		False									
133.1.2.1 - Additional benefits for judges - Special pension						-	-		False									
133.1.3.1 - Additional benefits for judges - Housing						-	-		True									
133.1.4.1 - Additional benefits for judges - Other financial benefit						-	-		True									
133.2.1.1 - Additional benefits for prosecutors - Reduced taxation						-	-		False									
133.2.2.1 - Additional benefits for prosecutors - Special pension						-	-		False									
133.2.3.1 - Additional benefits for prosecutors - Housing						-	-		True									
133.2.4.1 - Additional benefits for prosecutors - Other financial benefit						-	-		True									

Bulgaria (2012-2020) data tables

Question	2012	2013	2014	2015	2016	2017	2018	2019	2020	Variations for quantitative questions								
										2012-2020	2012-2013	2013-2014	2014-2015	2015-2016	2016-2017	2017-2018	2018-2019	2019-2020
144.1.1 Disciplinary procedures for Judges - Total number (1+2+3+4)						-	-		4	-	-	-	-	-	-	-	-	-
144.1.2 Disciplinary procedures for Judges - 1. Breach of professional ethics						-	-		0	-	-	-	-	-	-	-	-	-
144.1.3 Disciplinary procedures for Judges - 2. Professional inadequacy						-	-		NAP	-	-	-	-	-	-	-	-	-
144.1.4 Disciplinary procedures for Judges - 3. Criminal offence						-	-		NAP	-	-	-	-	-	-	-	-	-
144.1.5 Disciplinary procedures for Judges - 4. Other						-	-		4	-	-	-	-	-	-	-	-	-
144.2.1 Disciplinary procedures for Prosecutors - Total number (1+2+3+4)						-	-		8	-	-	-	-	-	-	-	-	-
144.2.2 Disciplinary procedures for Prosecutors - 1. Breach of professional ethics						-	-		4	-	-	-	-	-	-	-	-	-
144.2.3 Disciplinary procedures for Prosecutors - 2. Professional inadequacy									NAP	-	-	-	-	-	-	-	-	-
144.2.4 Disciplinary procedures for Prosecutors - 3. Criminal offence									NAP	-	-	-	-	-	-	-	-	-
144.2.5 Disciplinary procedures for Prosecutors - 4. Other									4	-	-	-	-	-	-	-	-	-
145.1.1 Sanctions against Judges - Total number (total 1 to 9)									5	-	-	-	-	-	-	-	-	-
145.1.2 Sanctions against Judges - 1. Reprimand									4	-	-	-	-	-	-	-	-	-
145.1.3 Sanctions against Judges - 2. Suspension									NAP	-	-	-	-	-	-	-	-	-
145.1.4 Sanctions against Judges - 3. Withdrawal from cases									NAP	-	-	-	-	-	-	-	-	-
145.1.5 Sanctions against Judges - 4. Fine									NAP	-	-	-	-	-	-	-	-	-
145.1.6 Sanctions against Judges - 5. Temporary reduction of salary									0	-	-	-	-	-	-	-	-	-
145.1.7 Sanctions against Judges - 6. Position downgrade									0	-	-	-	-	-	-	-	-	-
145.1.8 Sanctions against Judges - 7. Transfer to another geographical (court) location									NAP	-	-	-	-	-	-	-	-	-
145.1.9 Sanctions against Judges - 8. Resignation									NAP	-	-	-	-	-	-	-	-	-
145.1.10 Sanctions against Judges - 9. Other									0	-	-	-	-	-	-	-	-	-
145.1.11 Sanctions against Judges - 10. Dismissal									1	-	-	-	-	-	-	-	-	-



Bulgaria (2012-2020) data tables

Question	2012	2013	2014	2015	2016	2017	2018	2019	2020	Variations for quantitative questions								
										2012-2020	2012-2013	2013-2014	2014-2015	2015-2016	2016-2017	2017-2018	2018-2019	2019-2020
145.2.1 Sanctions against Prosecutors - Total number (total 1 to 9)									5	-	-	-	-	-	-	-	-	-
145.2.2 Sanctions against Prosecutors - 1. Reprimand									4	-	-	-	-	-	-	-	-	-
145.2.3 Sanctions against Prosecutors - 2. Suspension									NAP	-	-	-	-	-	-	-	-	-
145.2.4 Sanctions against Prosecutors - 3. Withdrawal from cases									NAP	-	-	-	-	-	-	-	-	-
145.2.5 Sanctions against Prosecutors - 4. Fine									NAP	-	-	-	-	-	-	-	-	-
145.2.6 Sanctions against Prosecutors - 5. Temporary reduction of salary									1	-	-	-	-	-	-	-	-	-
145.2.7 Sanctions against Prosecutors - 6. Position downgrade									0	-	-	-	-	-	-	-	-	-
145.2.8 Sanctions against Prosecutors - 7. Transfer to another geographical (court) location									NAP	-	-	-	-	-	-	-	-	-
145.2.9 Sanctions against Prosecutors - 8. Resignation									NAP	-	-	-	-	-	-	-	-	-
145.2.10 Sanctions against Prosecutors - 9. Other									0	-	-	-	-	-	-	-	-	-
145.2.11 Sanctions against Prosecutors - 10. Dismissal									0	-	-	-	-	-	-	-	-	-
Lawyers																		
Tables 7.6.1, 7.6.2, 7.6.3, 7.7 and 7.8																		
146.1.1 Total number of lawyers practising	12 010	12 010	12 696	13 013	13 500	13 720	13 640	13 880	13 964	16,3%	0,0%	5,7%	2,5%	3,7%	1,6%	-0,6%	1,8%	0,6%
146.2.1 Practicing lawyers - man	-	-	-	-	-	-	6 503	6 608	6 597	-	-	-	-	-	-	-	1,6%	-0,2%
146.3.1 Practicing lawyers - woman	-	-	-	-	-	-	7 137	7 272	7 367	-	-	-	-	-	-	-	1,9%	1,3%
147 Does this figure include “legal advisors” who cannot represent their clients in court (for example, some solicitors or in-house counsellors)?			No	No	False	False	False	False	False	-	-	-	-	-	-	-	-	-

Bulgaria (2012-2020) data tables

Question	2012	2013	2014	2015	2016	2017	2018	2019	2020	Variations for quantitative questions									
										2012-2020	2012-2013	2013-2014	2014-2015	2015-2016	2016-2017	2017-2018	2018-2019	2019-2020	
Indicator 8: The existence and use of alternative dispute resolution methods																			
Table 8.1 8.2 and 8.3																			
166 Number of accredited or registered mediators who practice judicial mediation:	NA	NA	NA	NA	NA	NA	NA	NA	NA	-	-	-	-	-	-	-	-	-	
167.1.1 Total number started					NA	NA	NA	NA	NA	-	-	-	-	-	-	-	-	-	
167. 1.2 Civil and commercial cases - started					NA	NA	NA	NA	NA	-	-	-	-	-	-	-	-	-	
167. 1.2 Family cases - started					NA	NA	NA	NA	NA	-	-	-	-	-	-	-	-	-	
167.1.4 Administrative cases - started					NA	NA	NA	NAP	NAP	-	-	-	-	-	-	-	-	-	
167.1.5 Labour cases including employment dismissal cases - started					NA	NA	NA	NA	NA	-	-	-	-	-	-	-	-	-	
167.1.6. Criminal cases - started					NA	NA	NAP	NAP	NAP	-	-	-	-	-	-	-	-	-	
167.1.7 Consumer cases - started					-	-	NA	NA	NA	-	-	-	-	-	-	-	-	-	

Key: Variation of more than (+ -) 20%