

Note à usage interne

À :	J.Brunfaut	Directrice générale adjointe du Service général de l'Audiovisuel et des Médias (SGAM)
	E.Franssen	Direction Wallonie-Bruxelles Images, Promotion et Diffusion
	E.Roland	Direction de la Production Cinéma
	T.Vandersanden	Direction de la Commission Cinéma

De :	M.Vienne	Etudes et Recherches Statistiques - SGAM
------	----------	--

Objet :	Statistiques générées EAO 2015-2019.
----------------	---

Date :	Avril 2020
--------	------------

Table des matières

Introduction.....	2
1 Les LM de fiction.....	3
1.1 Statistiques globales.....	3
1.2 Les premiers LM de fiction	4
1.3 Les budgets.....	5
1.4 Attribution des premiers rôles dans les films de fiction	5
2 Les LM de documentaires.....	6
2.1 Statistiques globales.....	6
2.2 Les premiers LM de documentaire.....	7
2.3 Les budgets.....	8
3 Synthèse	8
Annexes	9

Introduction

Les résultats présentés ci-dessous ont été établis sur base des données genrées qui doivent être fournies à l'Observatoire Européen de l'Audiovisuel.

Le périmètre d'analyse défini est le suivant :

- Les longs métrages de
- Fiction, animation d'une part et les documentaires d'autre part,
- Reconnus par le CCA (hors VAF), de
- 2015 à 2019, où
- La Belgique est financièrement majoritaire.

Le dernier critère permet à l'OEA d'éviter tout double comptage entre les pays délivrant leurs données.

L'objectif de l'OEA est d'aborder à la fois le « Off-screen », c'est-à-dire le genre en production, écriture et réalisation avec un accent tout particulier sur ce dernier, et également le « On-screen » c'est-à-dire le genre dans les premiers rôles.

Afin de pouvoir tirer des conclusions sur un nombre de données suffisant, les résultats sont présentés globalement sur l'ensemble des années 2015 à 2019. Toute évolution temporelle significative sera éventuellement mentionnée si le nombre de données par année est satisfaisant.

A la grande différence de ce que nous comptabilisons à la CSF, à savoir le nombre de personnes qui déposent un dossier, nous allons ici comptabiliser des films qui comportent un certain nombre de caractéristiques genrées.

1 Les LM de fiction

1.1 Statistiques globales

De 2015 à 2019, nous comptabilisons 62 films de fiction répondant aux critères définis ci-dessus. Ils se répartissent comme suit :



Figure 1¹

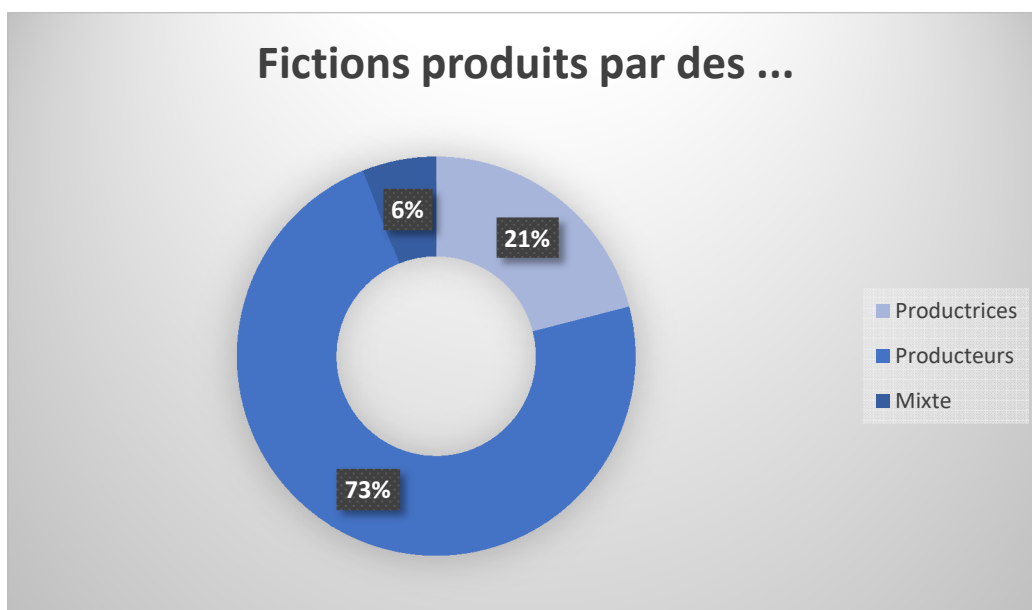


Figure 2

¹ Il faut comprendre « Mixte » comme étant une équipe avec autant d'hommes que de femmes. Si l'équipe est composée majoritairement d'hommes (resp. femmes), le film est comptabilisé au niveau des hommes (resp. femmes).

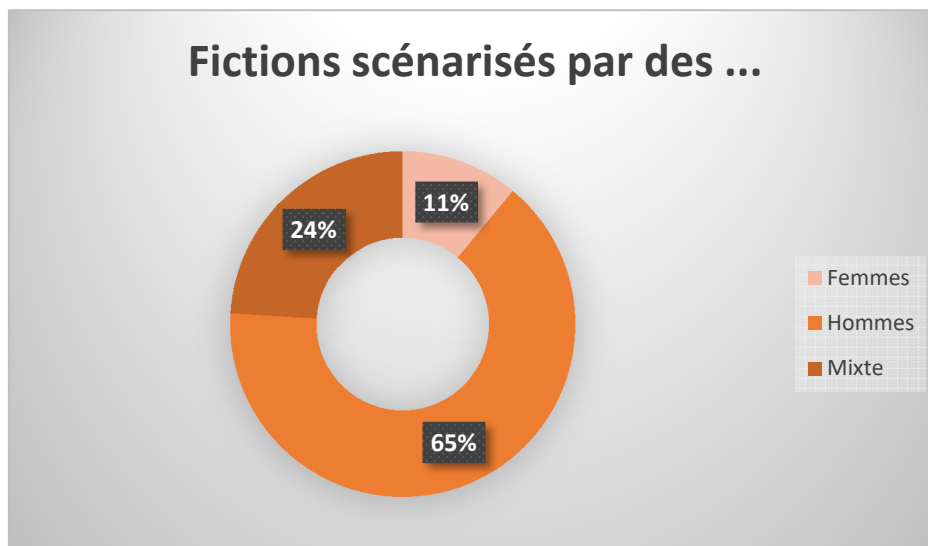


Figure 3

Par rapport aux statistiques générées de la CSF, on observe ici des pourcentages similaires à ceux observés dans les dossiers déposés, excepté au niveau scénaristes où il y a une mise en évidence ici des films formant une équipe mixte équilibrée.

1.2 Les premiers LM de fiction

De 2015 à 2019, nous comptabilisons 24 réalisateurs.trices réalisant leur premier long-métrage de fiction. Seuls les films avec un.e seul.e réalisateur.trice sont considérés et ils se répartissent comme suit :

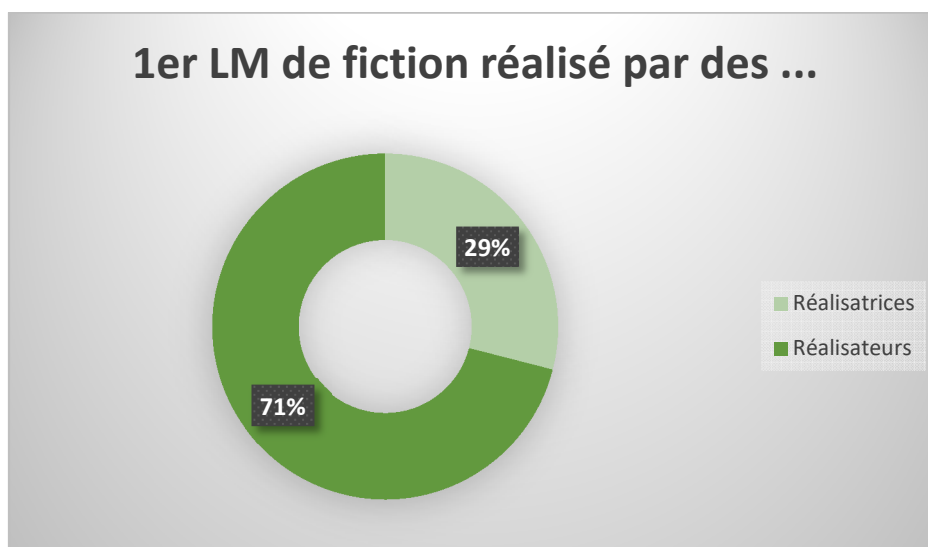


Figure 4

En comparaison avec le premier graphique, il est tentant de conclure qu'une partie des réalisatrices ne poursuivent pas après avoir réalisé leur premier film de fiction : 29% ci-dessus versus 23% dans le premier graphe. De plus, on constate que le métier est majoritairement masculin au départ puisque 71% des films constituant un premier long-métrage pour le réalisateur.trice est réalisé par un homme.

1.3 Les budgets

Etant donné la forte volatilité dans les budgets, nous nous contenterons d'observer le budget médian :

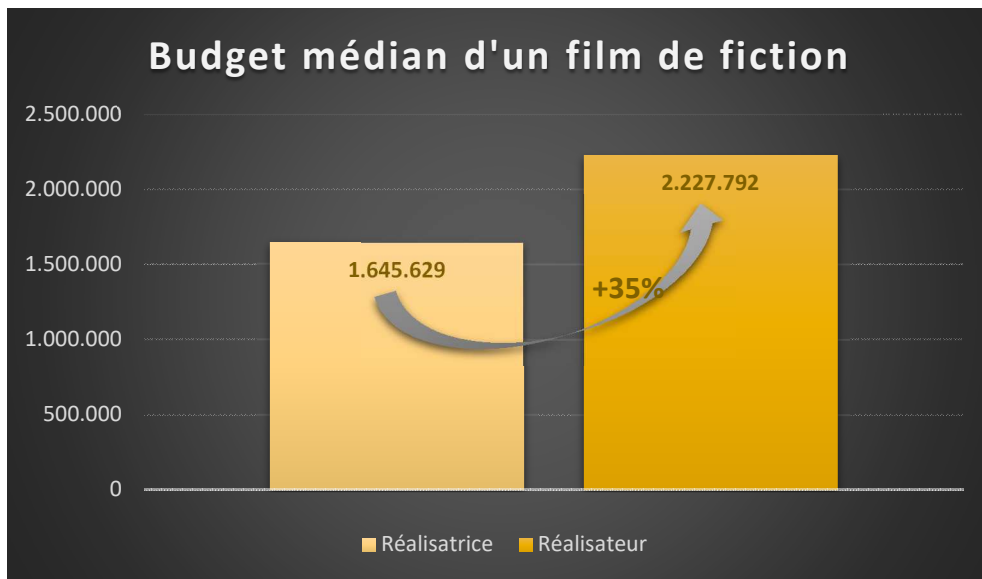


Figure 5

Le résultat est significatif puisque nous obtenons une différence de 35% entre le coût d'un film réalisé par une femme et celui d'un homme !

1.4 Attribution des premiers rôles dans les films de fiction

Les résultats présentés dans cette section ne portent que sur les années 2017 à 2019.

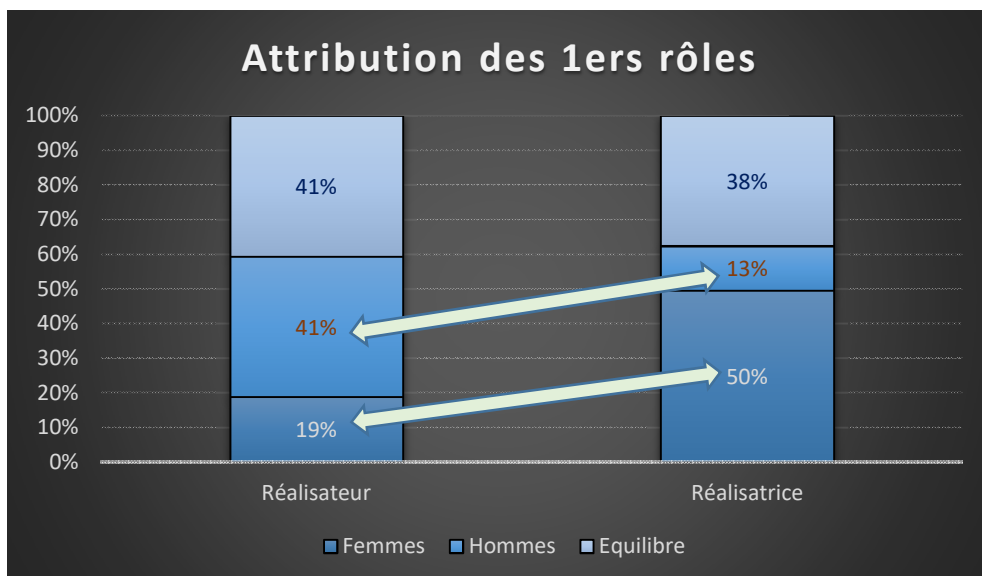


Figure 6

On observe très clairement que suivant le sexe du réalisateur, les premiers rôles sont attribués majoritairement à l'une ou l'autre catégorie. Exemple : En moyenne, 50% des films réalisés par des femmes sont des films avec des premiers rôles tenus majoritairement par des actrices, alors que seulement 19% des films réalisés par des hommes sont des films avec des premiers rôles tenus

majoritairement par des actrices. Autre exemple : 13% des films réalisés par des femmes sont des films avec des premiers rôles tenus majoritairement par des acteurs, contre 41% quand le film est réalisé par un homme.

2 Les LM de documentaires

2.1 Statistiques globales

De 2015 à 2019, nous comptabilisons 17 documentaires répondant aux critères définis dans l'introduction. Ils se répartissent comme suit :

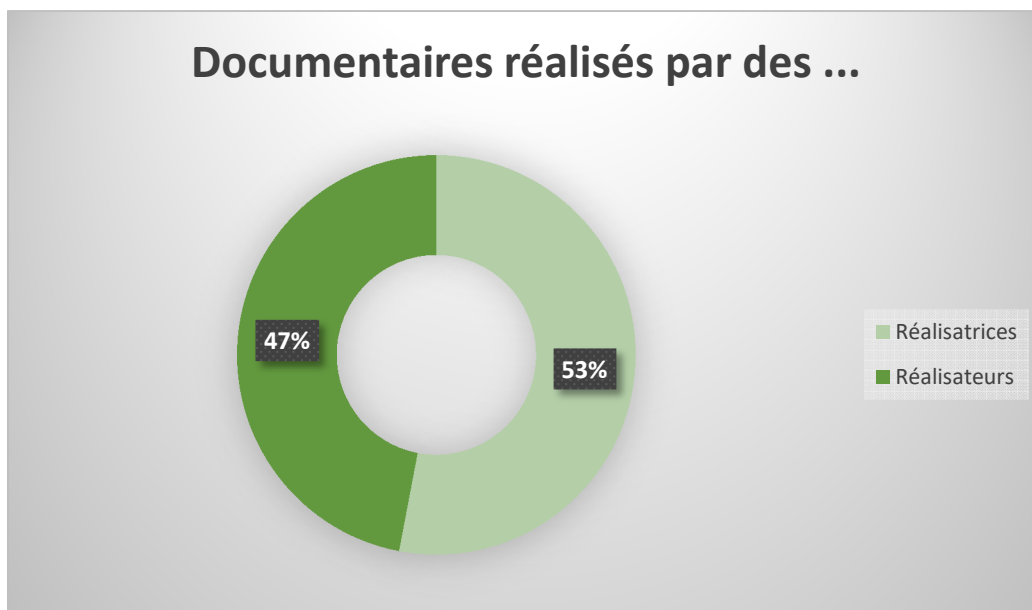


Figure 7

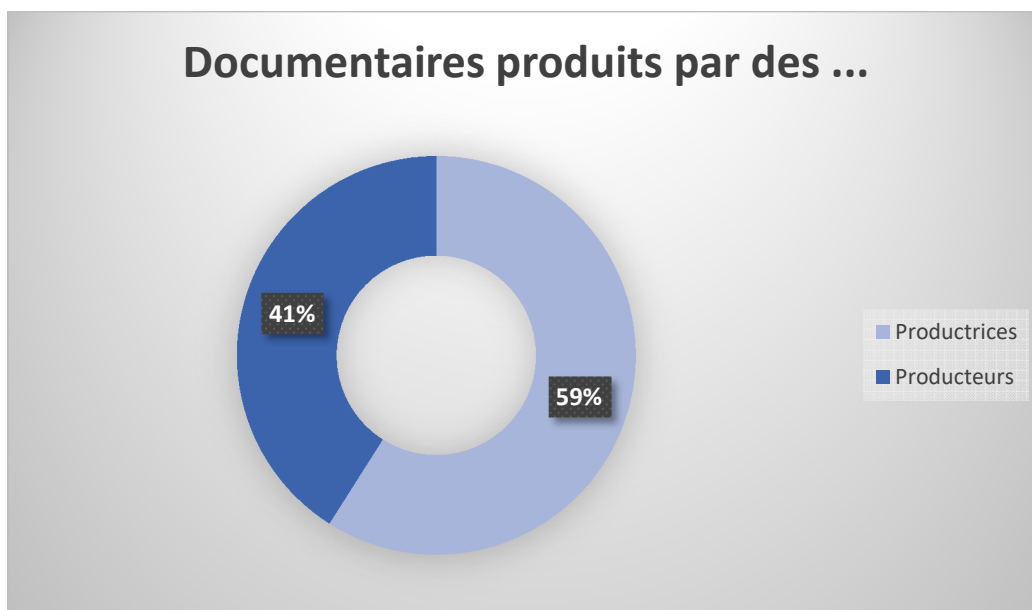


Figure 8

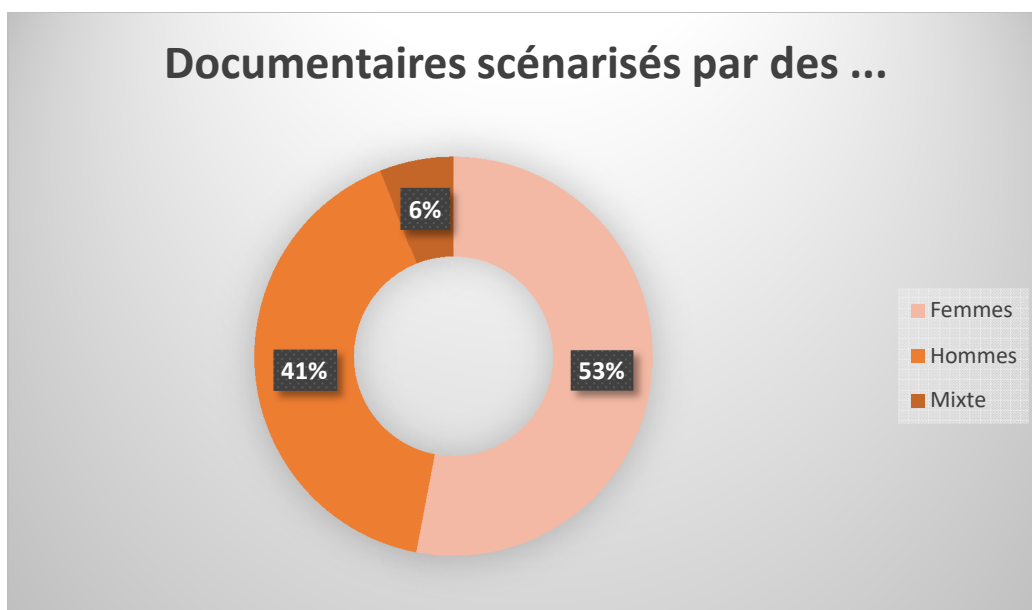


Figure 9

Les résultats sont conformes à ce que nous connaissons. Les femmes sont majoritairement présentes sur le documentaire.

2.2 Les premiers LM de documentaire

De 2015 à 2019, nous comptabilisons 3 réalisateurs.trices réalisant leur premier LM de documentaire. Seuls les films avec un.e seul.e réalisateur.trice sont considérés et ils se répartissent comme suit :

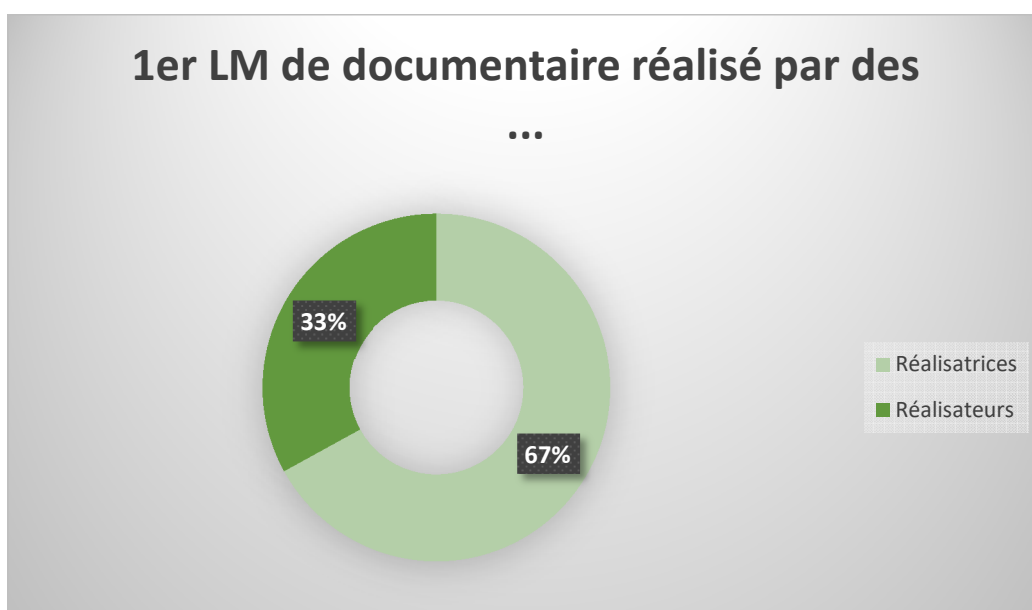


Figure 10

Le nombre de films est trop restreint que pour pouvoir tirer des conclusions.

2.3 Les budgets

Etant donné la forte volatilité dans les budgets, nous nous contenterons d'observer le budget médian :

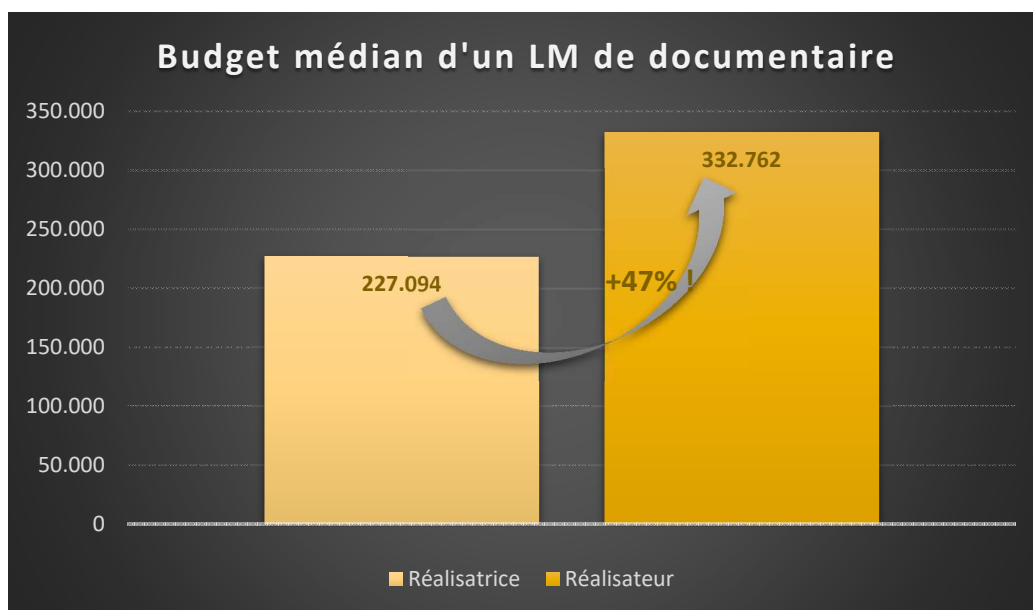


Figure 11

Tout comme en fiction, le coût d'un film réalisé par un homme est plus élevé que celui d'une réalisatrice. : +47% d'augmentation chez un réalisateur !

3 Synthèse

Les résultats sont très similaires à ceux que nous connaissions déjà en analysant les dossiers déposés à la CSF.

En fiction, nous noterons que :

- Près de trois quarts des films sont réalisés et produits par des hommes.
- Le budget médian des réalisateurs est 35% plus élevé que celui des réalisatrices.
- L'attribution des premiers rôles est fortement corrélée au genre du réalisateur :

En documentaires, nous retiendrons que :

- Plus de la moitié des films sont réalisés et produits par des femmes, et
- Le budget médian des réalisateurs est 47% plus élevé que celui des réalisatrices

Il sera intéressant de comparer ces résultats avec ceux au niveau européen et des pays voisins lorsque l'Observatoire publiera ceux-ci, probablement début 2021.

1. OFF-SCREEN GENDER STATISTICS

A - Film production (films released)

Data should include:
 - national films (100% majority co-productions, 50/50 co-productions);
 - feature-length films intended for theatrical release or theatrically released, excluding short films and alternative content. Films produced for television should be left out.
 Data should be reported based on the year of release.

Category	Category definition	Indicator	Guidelines	2015	2016	2017	2018	2019	Comments		
Fiction films											
Number of fiction films by gender of directors	A director is defined as a person who has a director credit.	Nr. of fiction films made exclusively by female directors		2	4	1	4	3	14	23%	
		Nr. of fiction films made exclusively by male directors		9	10	9	8	9	45	73%	
		Nr. of fiction films by directors of both genders: films by a majority (≥ 60%) of female directors	"Majority female": share of female directors ≥ 60%.								
		Nr. of fiction films by directors of both genders: films by a majority (≥ 60%) of male directors	"Majority male": share of male directors ≥ 60%.				1			1	2%
		Nr. of fiction films by directors of both genders: films by gender-balanced (41%-59%) teams of directors	"Gender balance" refers to a female presence between 41% and 59%.					1	1	2	3%
		Total number of fiction films released		11	14	12	12	13	62		
Number of fiction films by gender of producers	A producer is defined as a person who has a producer credit.	Nr. of fiction films made exclusively by female producers		0	5	3	3	2	13	21%	
		Nr. of fiction films made exclusively by male producers		10	9	8	8	10	45	73%	
		Nr. of fiction films by producers of both genders: films by a majority (≥ 60%) of female producers	"Majority female": share of female producers ≥ 60%.								
		Nr. of fiction films by producers of both genders: films by a majority (≥ 60%) of male producers	"Majority male": share of male producers ≥ 60%.								
		Nr. of fiction films by producers of both genders: films by gender-balanced (41%-59%) teams of producers	"Gender balance" refers to a female presence between 41% and 59%.			1	1	1	1	4	6%
		Total number of fiction films released		11	14	12	12	13	62		
Number of fiction films by gender of scriptwriters	A scriptwriter is defined as a person who has a scriptwriter credit.	Nr. of fiction films made exclusively by female scriptwriters		1	3	0	1	2	7	11%	
		Nr. of fiction films made exclusively by male scriptwriters		7	9	8	7	8	39	63%	
		Nr. of fiction films by scriptwriters of both genders: films by a majority (≥ 60%) of female scriptwriters	"Majority female": share of female scriptwriters ≥ 60%.								
		Nr. of fiction films by scriptwriters of both genders: films by a majority (≥ 60%) of male scriptwriters	"Majority male": share of male scriptwriters ≥ 60%.				1	0	0	1	2%
		Nr. of fiction films by scriptwriters of both genders: films by gender-balanced (41%-59%) teams of scriptwriters	"Gender balance" refers to a female presence between 41% and 59%.		3	2	3	4	3	15	24%
		Total number of fiction films released		11	14	12	12	13	62		
Documentary films											
Number of documentary films by gender of directors	A director is defined as a person who has a director credit.	Nr. of documentary films made exclusively by female directors		0	1	0	2	6	9	53%	
		Nr. of documentary films made exclusively by male directors			2	3	2	1	8	47%	
		Nr. of documentary films by directors of both genders: films by a majority (≥ 60%) of female directors	"Majority female": share of female directors ≥ 60%.								
		Nr. of documentary films by directors of both genders: films by a majority (≥ 60%) of male directors	"Majority male": share of male directors ≥ 60%.								
		Nr. of documentary films by directors of both genders: films by gender-balanced (41%-59%) teams of directors	"Gender balance" refers to a female presence between 41% and 59%.								
		Total number of documentary films released		0	3	3	4	7	17		
Number of documentary films by gender of producers	A producer is defined as a person who has a producer credit.	Nr. of documentary films made exclusively by female producers		0	1	1	2	6	10	59%	
		Nr. of documentary films made exclusively by male producers			2	2	2	1	7	41%	
		Nr. of documentary films by producers of both genders: films by a majority (≥ 60%) of female producers	"Majority female": share of female producers ≥ 60%.								
		Nr. of documentary films by producers of both genders: films by a majority (≥ 60%) of male producers	"Majority male": share of male producers ≥ 60%.								
		Nr. of documentary films by producers of both genders: films by gender-balanced (41%-59%) teams of producers	"Gender balance" refers to a female presence between 41% and 59%.								
		Total number of documentary films released		0	3	3	4	7	17		
Number of documentary films by gender of scriptwriters	A scriptwriter is defined as a person who has a scriptwriter credit. For documentaries with no scriptwriter credit, the director can be considered as the scriptwriter.	Nr. of documentary films made exclusively by female scriptwriters		0	1	0	2	6	9	53%	
		Nr. of documentary films made exclusively by male scriptwriters			1	2	2	1	6	35%	
		Nr. of documentary films by scriptwriters of both genders: films by a majority (≥ 60%) of female scriptwriters	"Majority female": share of female scriptwriters ≥ 60%.								
		Nr. of documentary films by scriptwriters of both genders: films by a majority (≥ 60%) of male scriptwriters	"Majority male": share of male scriptwriters ≥ 60%.				1			1	6%
		Nr. of documentary films by scriptwriters of both genders: films by gender-balanced (41%-59%) teams of scriptwriters	"Gender balance" refers to a female presence between 41% and 59%.			1				1	6%
		Total number of documentary films released		0	3	3	4	7	17		
Examples		<p>A film made by three directors, of which two women and one man, falls into the category "films by a majority of female directors".</p> <p>A film made by a team of five producers, of which three men and two women, falls in the category "films by a majority of male producers".</p> <p>A film made by a team of seven producers, of which three men and four women, falls in the category "films by gender-balanced teams of producers".</p>									
Methodology		<p>Please indicate if figures are not reported based on year of release (e.g. year of production, year of shooting, etc.). Please specify.</p> <p>Do data include only feature films receiving public support? Please specify.</p> <p>Do data include only feature films above a certain minimum budget? If yes, please indicate minimum budget.</p> <p>Other remarks:</p>									
Debut films											
Debut fiction films by gender of directors	- A debut film is here defined as the first feature film by a film director.	Nr. of debut fiction films made by a female director	Only include films made by one female director.	2	1	1	1	2	7	29%	
		Nr. of debut fiction films made by a male director	Only include films made by one male director.	2	4	4	4	3	17	71%	
		Total number of debut fiction films released		4	5	5	5	5	24		
Debut documentary films by gender of directors	- Please only include films made by a single individual director.	Nr. of debut documentary films made by a female director	Only include films made by one female director.	0	1	0	1	0	2	67%	
		Nr. of debut documentary films made by a male director	Only include films made by one male director.	0	0	0	0	1	1	33%	
		Total number of debut documentary films released		0	1	0	1	1	3		
Methodology		<p>Please indicate if figures are not reported based on year of release (e.g. year of production, year of shooting, etc.). Please specify.</p> <p>Do data include only feature films receiving public support? Please specify.</p> <p>Do data include only feature films above a certain minimum budget? If yes, please indicate minimum budget.</p> <p>Other remarks:</p>									

1. OFF-SCREEN GENDER STATISTICS**B - Film production budgets by gender of director**

In section B, average budgets are automatically calculated (arithmetic average) based on the number of films for which data are available.
If necessary (e.g. cumulative data not available) please enter average budget figures directly by deleting existing formulas.

Category	Category definition	Indicator	Guidelines	2014	2015	2017	2018	2019	Comments	
Fiction films										
Information on the sample										
Number of fiction films for which budget data were available	Nr. of fiction films made exclusively by female directors			2	4	1	4	3	14	
	Nr. of fiction films made exclusively by male directors			9	10	9	8	9	45	
	Nr. of fiction films by directors of both genders: films by a majority (≥ 60%) of female directors		"Majority female": share of female directors ≥ 60%.							
	Nr. of fiction films by directors of both genders: films by a majority (≥ 60%) of male directors		"Majority male": share of male directors ≥ 60%.			1				1
	Nr. of fiction films by directors of both genders: films by gender-balanced (41%-59%) teams of directors		"Gender balance" refers to a female presence between 41% and 59%.			1		1		2
Information on budgets										
Cumulative budget of fiction films by gender of directors	Cumulative budget of fiction films made exclusively by female directors			2 149.027	7 515.121	2 483.027	7 826.480	4 245.647	24 219.302,00	
	Cumulative budget of fiction films made exclusively by male directors			17 976.321	25 648.039	24 958.750	26 972.383	29 804.861	125 360.354,00	
	Cumulative budget of fiction films by both genders: films by a majority (≥ 60%) of female directors		"Majority female": share of female directors ≥ 60%.							
	Cumulative budget of fiction films by both genders: films by a majority (≥ 60%) of male directors		"Majority male": share of male directors ≥ 60%.			422.766				422.766,00
	Cumulative budget of fiction films by both genders: films by gender-balanced (41%-59%) teams of directors		"Gender balance" refers to a female presence between 41% and 59%.			2 953.053		2 737.655		5 690.708,00
Average budget of fiction films by gender of directors	Average budget of fiction films made exclusively by female directors			1 074.514	1 878.780	2 483.027	1 956.620	1 415.216	1 729.950,14	
	Average budget of fiction films made exclusively by male directors			1 997.369	2 564.804	2 773.194	3 371.548	3 311.651	2 785.785,64	61%
	Average budget of fiction films by both genders: films by a majority (≥ 60%) of female directors		"Majority female": share of female directors ≥ 60%.							
	Average budget of fiction films by both genders: films by a majority (≥ 60%) of male directors		"Majority male": share of male directors ≥ 60%.			422.766				422.766,00
	Average budget of fiction films by both genders: films by gender-balanced (41%-59%) teams of directors		"Gender balance" refers to a female presence between 41% and 59%.			2 953.053		2 737.655		2 845.354,00
Median budget of fiction films by gender of directors	Median budget of fiction films made exclusively by female directors			1 074.514	1 874.368	2 483.027	1 746.869	1 482.631	1 645.629,00	
	Median budget of fiction films made exclusively by male directors			2 005.552	1 612.173	2 310.749	2 506.756	2 818.496	2 310.749,00	40%
	Median budget of fiction films by both genders: films by a majority (≥ 60%) of female directors		"Majority female": share of female directors ≥ 60%.							
	Median budget of fiction films by both genders: films by a majority (≥ 60%) of male directors		"Majority male": share of male directors ≥ 60%.			422.766				422.766,00
	Median budget of fiction films by both genders: films by gender-balanced (41%-59%) teams of directors		"Gender balance" refers to a female presence between 41% and 59%.			2 953.053		2 737.655		2 845.354,00
Documentary films										
Information on the sample										
Number of documentary films for which budget data were available	Nr. of documentary films made exclusively by female directors			0	1	0	2	6	9	
	Nr. of documentary films made exclusively by male directors				2	3	2	1	8	
	Nr. of documentary films by directors of both genders: films by a majority (≥ 60%) of female directors		"Majority female": share of female directors ≥ 60%.							
	Nr. of documentary films by directors of both genders: films by a majority (≥ 60%) of male directors		"Majority male": share of male directors ≥ 60%.							
Nr. of documentary films by directors of both genders: films by gender-balanced (41%-59%) teams of directors		"Gender balance" refers to a female presence between 41% and 59%.								
Information on budgets										
Cumulative budget of documentary films by gender of directors	Cumulative budget of documentary films made exclusively by female directors				82.931		565.805	1 526.017	2 174.753,00	
	Cumulative budget of documentary films made exclusively by male directors				926.015	1 381.858	525.889	88.364	2 922.126,00	
	Cumulative budget of documentary films by both genders: films by a majority (≥ 60%) of female directors		"Majority female": share of female directors ≥ 60%.							
	Cumulative budget of documentary films by both genders: films by a majority (≥ 60%) of male directors		"Majority male": share of male directors ≥ 60%.							
Cumulative budget of documentary films by both genders: films by gender-balanced (41%-59%) teams of directors		"Gender balance" refers to a female presence between 41% and 59%.								
Average budget of documentary films by gender of directors	Average budget of documentary films made exclusively by female directors				82.931		282.903	254.336	241.639,22	
	Average budget of documentary films made exclusively by male directors				463.008	460.619	262.945	88.364	365.265,75	51%
	Average budget of documentary films by both genders: films by a majority (≥ 60%) of female directors		"Majority female": share of female directors ≥ 60%.							
	Average budget of documentary films by both genders: films by a majority (≥ 60%) of male directors		"Majority male": share of male directors ≥ 60%.							
Average budget of documentary films by both genders: films by gender-balanced (41%-59%) teams of directors		"Gender balance" refers to a female presence between 41% and 59%.								
Median budget of documentary films by gender of directors	Median budget of documentary films made exclusively by female directors				82.931		282.903	224.104	227.094,00	
	Median budget of documentary films made exclusively by male directors				463.008	373.718	262.945	88.364	332.761,50	47%
	Median budget of documentary films by both genders: films by a majority (≥ 60%) of female directors		"Majority female": share of female directors ≥ 60%.							
	Median budget of documentary films by both genders: films by a majority (≥ 60%) of male directors		"Majority male": share of male directors ≥ 60%.							
Median budget of documentary films by both genders: films by gender-balanced (41%-59%) teams of directors		"Gender balance" refers to a female presence between 41% and 59%.								
Methodology	Budget data should be indicated in national currency. If another currency was used, please specify.									
	Do budget data refer to the sample of films indicated in section A of this sheet? Please specify and provide more information if applicable.									
	Please indicate any deviations from the methodology indicated in section A.									
	Source of data if not your organisation:									
	Other remarks:									

2. ON-SCREEN GENDER STATISTICS

A - Lead roles and protagonists

Data should include:

- national films (100%, majority co-productions, 50/50 co-productions).
 - feature-length films intended for theatrical release or theatrically released, excluding short films and alternative content. Films produced for television should be left out.
- Data should be reported based on the year of release.

Category	Category definition	Indicator	2015	2016	2017	2018	2019	Comments	
Lead roles in fiction films									
A lead role is here defined as a character playing an important part in the film, e.g. whose actions drive the plot, as opposed to "supporting role". Slightly different definitions may apply.									
Lead roles in fiction films made exclusively by female directors		Nr. of fiction films with a majority (≥ 60%) of female lead roles			1	2	1	4	50%
		Nr. of fiction films with a majority (≥ 60%) of male lead roles				1		1	13%
		Nr. of fiction films with gender-balanced (41%-59%) lead roles				1	2	3	38%
Lead roles in fiction films made exclusively by male directors		Nr. of fiction films with a majority (≥ 60%) of female lead roles			2	2	1	5	19%
		Nr. of fiction films with a majority (≥ 60%) of male lead roles			4	4	2	10	41%
		Nr. of fiction films with gender-balanced (41%-59%) lead roles			3	2	6	11	41%
Lead roles in fiction films by directors of both genders: majority (≥ 60%) of female directors	See definition for films by a majority of female directors in section 1) Off screen	Nr. of fiction films with a majority (≥ 60%) of female lead roles						0	
		Nr. of fiction films with a majority (≥ 60%) of male lead roles						0	
		Nr. of fiction films with gender-balanced (41%-59%) lead roles							0
Lead roles in fiction films by directors of both genders: majority (≥ 60%) of male directors	See definition for films by a majority of male directors in section 1) Off screen	Nr. of fiction films with a majority (≥ 60%) of female lead roles						0	
		Nr. of fiction films with a majority (≥ 60%) of male lead roles			1			1	
		Nr. of fiction films with gender-balanced (41%-59%) lead roles							0
Lead roles in fiction films by directors of both genders: gender-balanced (41%-59%) teams of directors	See definition for films by gender-balanced teams of directors in section 1) Off screen	Nr. of fiction films with a majority (≥ 60%) of female lead roles					1	1	
		Nr. of fiction films with a majority (≥ 60%) of male lead roles			1			1	
		Nr. of fiction films with gender-balanced (41%-59%) lead roles							0
Protagonists in documentary films									
A protagonist is here defined as a person playing a central or important part in the documentary. Slightly different definitions may apply.									
Protagonists in documentary films made exclusively by female directors		Nr. of documentary films with a majority (≥ 60%) of female lead roles						1	
		Nr. of documentary films with a majority (≥ 60%) of male lead roles				1			
		Nr. of documentary films with gender-balanced (41%-59%) lead roles							
Protagonists in documentary films made exclusively by male directors		Nr. of documentary films with a majority (≥ 60%) of female lead roles							
		Nr. of documentary films with a majority (≥ 60%) of male lead roles							
		Nr. of documentary films with gender-balanced (41%-59%) lead roles							
Protagonists in documentary films by directors of both genders: majority (≥ 60%) of female directors	See definition for films by a majority of female directors in section 1) Off screen	Nr. of documentary films with a majority (≥ 60%) of female lead roles							
		Nr. of documentary films with a majority (≥ 60%) of male lead roles							
		Nr. of documentary films with gender-balanced (41%-59%) lead roles							
Protagonists in documentary films by directors of both genders: majority (≥ 60%) of male directors	See definition for films by a majority of male directors in section 1) Off screen	Nr. of documentary films with a majority (≥ 60%) of female lead roles							
		Nr. of documentary films with a majority (≥ 60%) of male lead roles							
		Nr. of documentary films with gender-balanced (41%-59%) lead roles							
Protagonists in documentary films by directors of both genders: gender-balanced (41%-59%) teams of directors	See definition for films by gender-balanced teams of directors in section 1) Off screen	Nr. of documentary films with a majority (≥ 60%) of female lead roles							
		Nr. of documentary films with a majority (≥ 60%) of male lead roles							
		Nr. of documentary films with gender-balanced (41%-59%) lead roles							
Methodology	Please indicate any deviations from the methodology indicated in section 1) Off screen:								
	Please provide details on the definition of "lead role":								
	Source of data if not your organisation:								
	Other remarks:								