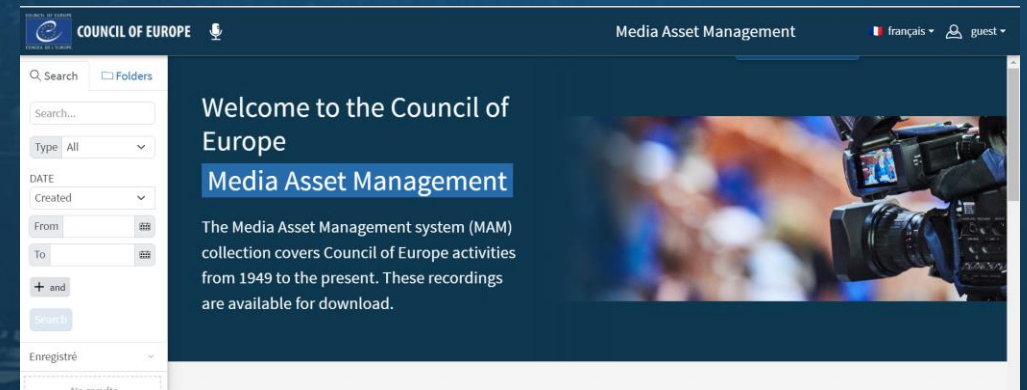


Audiovisual content manager, user guide for PACE MAM-Media Asset Management

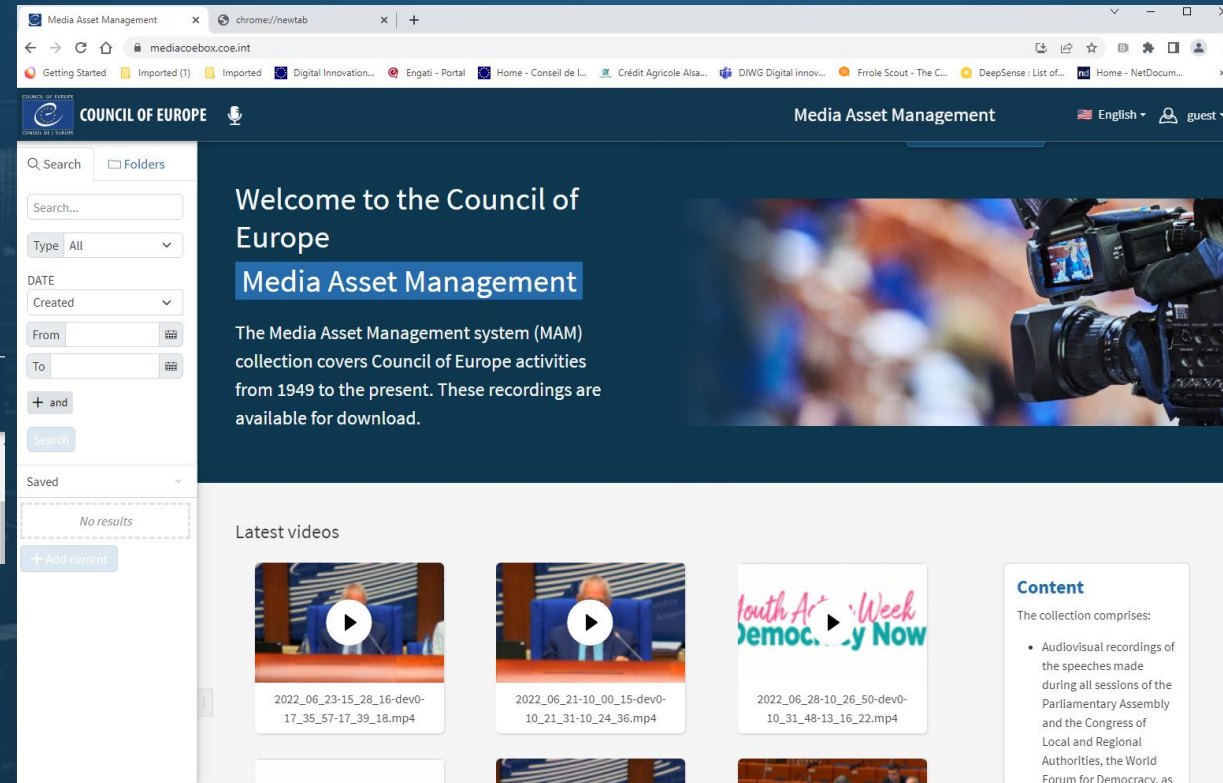
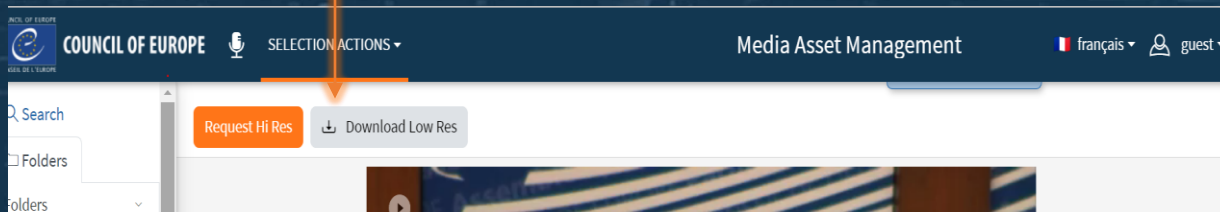
Link to the MAM : <https://mediacoebox.coe.int/>



Public connection

With the Public connection(guest) you can:

- Search for content
- Watch content
- **Download full content**



Connection « pace_guest » 1/3

The screenshot displays the top navigation bar of the Media Asset Management system. On the left, the Council of Europe logo and name are visible. The main navigation area includes the text 'Media Asset Management', a language selector set to 'français', and a user profile icon labeled 'guest'. A red circle highlights the 'guest' user name. A blue arrow points from this circle to a secondary user menu on the right, which shows 'English' as the selected language and the 'guest' user name. This secondary menu is open, revealing a 'Theme' dropdown with options: 'Cyborg', 'LAPIS Light' (selected with a checkmark), 'LAPIS Dark', 'Slate', and 'United'. At the bottom of this menu is a blue 'Login' button. A blue arrow also points from the 'Login' button back to the 'guest' user name in the top navigation bar.

Selectionner « guest » and then « login »


Connection « pace_guest » 2/3

Username : pace_guest

Password : paceguest

Sélectionner «Submit »

COUNCIL OF EUROPE



CONSEIL DE L'EUROPE

Login

Username

Password

[Submit](#) [Single Sign On](#) [Forgotten password](#)

Powered by Profuz LAPIS

Connection « pace_guest » 3/3

Search Box

Successful connection
with the guest profile
pace_guest

The screenshot displays the Council of Europe Media Asset Management (MAM) interface. At the top, the navigation bar includes the Council of Europe logo, the text "COUNCIL OF EUROPE", a search icon, a microphone icon, and menu items for "CREATE NEW", "MY AREA", and "OPERATIONS". On the right side of the navigation bar, it shows "Media Asset Management", a language dropdown set to "français", and a user profile dropdown for "pace_guest".

On the left side, there is a search sidebar with a "Search" input field, a "Folders" section, and filter options for "Type" (set to "All") and "DATE" (set to "Created"). Below these are "From" and "To" date pickers, an "and" operator, and a "Search" button. At the bottom of the sidebar, it shows "Enregistré" and a "No results" message with an "Add current" button.

The main content area features a large banner with the text "Welcome to the Council of Europe Media Asset Management" and a sub-header "Media Asset Management". Below the banner, a paragraph states: "The Media Asset Management system (MAM) collection covers Council of Europe activities from 1949 to the present. These recordings are available for download." Below this is a "Latest videos" section displaying a row of six video thumbnails, each with a play button icon. The first thumbnail shows a speaker at a podium, the second shows a panel of speakers, and the others are black with play buttons. To the right of the video thumbnails is a "Content" section with the heading "The collection comprises:" and a list item: "Audiovisual recordings of the speeches made during all sessions of the Parliamentary Assembly and the Government of the Republic of France."

Connexion « pace_guest » 3/3

For navigation select « Folders »

COUNCIL OF EUROPE CREATE NEW MY AREA OPERATIONS

Media Asset Management français pace_guest

Welcome to the Council of Europe Media Asset Management

The Media Asset Management system (MAM) collection covers Council of Europe activities from 1949 to the present. These recordings are available for download.

Latest videos

- 20230420142539-[REC].mxf (application/mxf)
- 20230419172946-[REC].mxf (application/mxf)
- 20230413142624-[REC].mxf (application/mxf)
- 20230413102423-[REC].mxf (application/mxf)
- 20230413085757-[REC].mxf (application/mxf)
- 20230412103701-[REC].mxf (application/mxf)
- 20230412095307-[REC].mxf
- 20230322191122-[REC].mxf
- Youth Action Weel - Semaine de
- 2022_06_23-15_28_16-dev0-

Content

The collection comprises:

- Audiovisual recordings of the speeches made during all sessions of the Parliamentary Assembly and the Congress of Local and Regional Authorities, the World Forum for Democracy, as well as speeches made during some sessions of the European Parliament
- Recordings of press conferences and radio broadcasts
- Interviews with leading figures from contemporary history.

The latest recordings of events and sessions are uploaded directly in the MAM and available for download. Press contacts and journalists can use it directly for the coverage of Council of Europe events and sessions.

Video recordings of PACE's Sessions

1. Select « Assemblée
Parlementaire »
2. Select « Records de
l'Assemblée parlementaire »
3. Choose a year in the tree
view

COUNCIL OF EUROPE

Media Asset Management

Assemblée parlementaire = Parliamentary Assembly / Records des sessions de l'Assemblée Parlementaire /

Enregistrements vidéo faits dans l'hémicycle (Folder)

2018 2019 2020 2021

2022 2023 Extraordinary Session (14-15 Marc)

S0091_19930202.mxf
720x608@25fps (MPEG-2 422P@ML)
01:49:21:12

S0215_19960125.mxf
720x608@25fps (MPEG-2 422P@ML)
01:49:01:00

S0244_19960923.mxf
720x608@25fps (MPEG-2 422P@ML)
01:48:07:15

S0470_19990622.mxf
720x608@25fps (MPEG-2 422P@ML)
01:11:21:14

Cut, extract and share a scene 1/7

Select a video

The screenshot shows the Media Asset Management interface for the Council of Europe. The left sidebar contains a folder tree with 'Extraordinary Session (14-15 March 2022)' selected. The main area displays a list of video assets under the folder 'Extraordinary Session (14-15 March 2022)'. A blue arrow points from the text 'Select a video' to the first video asset in the list.

Asset Name	Resolution	Frame Rate	Quality	Duration
Extraordinary Session March 2	1280x720	50fps	H.264 High@41	00:45:12:04
Extraordinary Session March 2	1280x720	50fps	H.264 High@41	02:09:31:20
Extraordinary Session March 2	1280x720	50fps	H.264 High@41	03:26:13:07
Extraordinary Session March 2	1280x720	50fps	H.264 High@41	05:51:52:08

Start the player

The screenshot shows the Media Asset Management interface with a video player open. A red circle highlights the play button in the video player controls. The video player displays the Council of Europe logo and the text 'Parliamentary Assembly / Assemblée parlementaire'. The right sidebar shows 'Transformations' for the selected video asset.

Transformation ID	Size
4028dc917f1...	4.81 kB
4028dc917f1...	12.77 kB
4028dc917f1...	439.32 MB

Cut, extract and share a scene 2/7

The screenshot displays the Media Asset Management interface for the Council of Europe. The main content area shows a video file named "20220623122910-[REC].mxf (application/mxf) (FileRecord-Video)". The video player shows a man in a suit speaking at a conference table. The interface includes a search bar, a folder tree on the left, and a list of file copies and transformations on the right. Two blue arrows point to the "Select Mark in" and "Selectionner mark out" buttons in the video player's control bar.

Enregistrements vidéo faits dans l'hémicycle / 2023 /

20220623122910-[REC].mxf (application/mxf) (FileRecord-Video)

Download Hi Res Download Low Res Transcode Send for Validation

Containers: 2023

File Copies

File Name	Size	Format
20220623122910-[REC].mxf	285.79 MB	application/mxf

Transformations

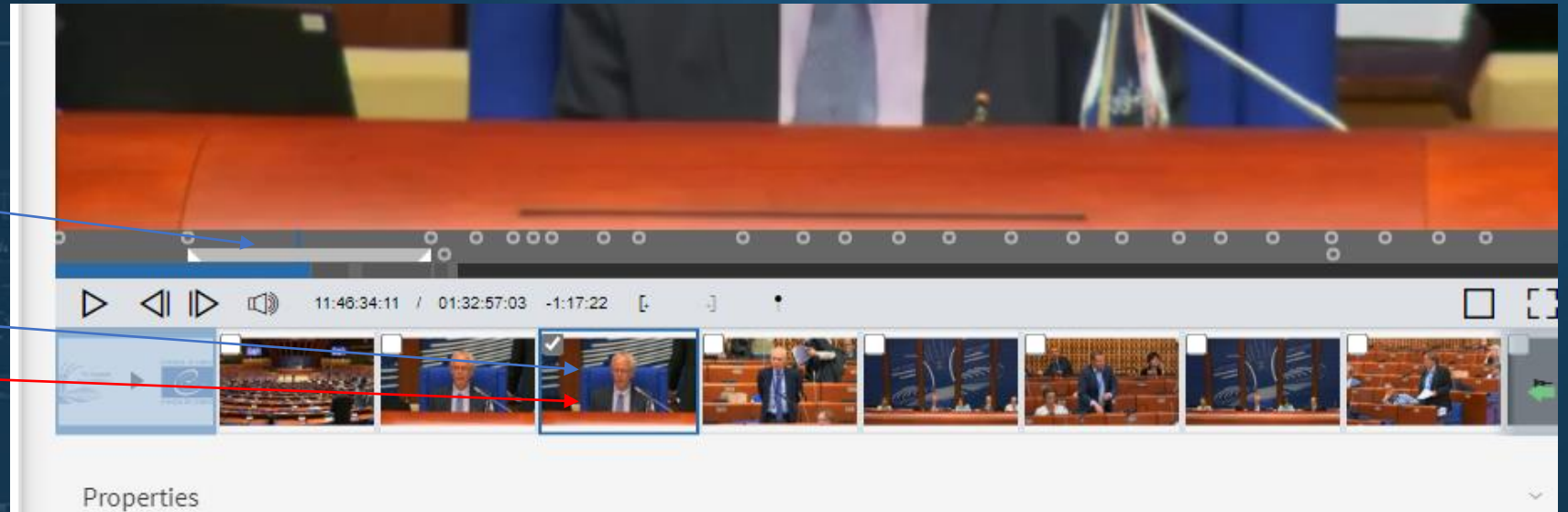
File Name	Size	Format
transcode_20220623122910-[REC].mp4	1.63 MB	video/mp4
thumbnail_20220623122910-[REC].jpg	1.76 kB	image/jpeg
imagePreview_20220623122910-[REC].jpg	22.09 kB	image/jpeg
thumbnail_20220623122910-[REC].jpg	3.15 kB	image/jpeg
thumbnail_20220623122910-[REC].jpg	1.76 kB	image/jpeg
thumbnail_20220623122910-[REC].jpg	3.16 kB	image/jpeg
imagePreview_20220623122910-[REC].jpg	7.24 kB	image/jpeg
transcode_20220623122910-[REC].mp4		

Select Mark in (start of scene)

Selectionner mark out (end of scene)

Cut, extract and share a scene 3/7

1. Click on the gray progress bar
2. the clip you have marked will be selected
3. by double clicking on the thumbnail, you will go directly to your clip



Cut, extract and share a scene 4/7

The screenshot shows the Council of Europe Media Asset Management interface. At the top, there is a navigation bar with the Council of Europe logo, search icons, and various menu items like 'CREATE NEW', 'MY AREA', 'OPERATIONS', and 'Media Asset Manage...'. The user is logged in as 'pace_guest'. Below the navigation bar, there is a search bar and a 'Folders' sidebar on the left. The main content area displays a video player with a man in a suit speaking at a podium. The video title is '@00:00:26:18 (Video Chunk)'. A blue arrow points from the text 'Click on the menu and select "Transcode".' to the menu icon in the video player's top right corner.

Click on the menu and select "Transcode".

This screenshot shows the context menu that appears when clicking on the menu icon in the video player. The menu is open, and the 'Transcode' option is highlighted in blue. Other options in the menu include 'Delete', 'Edit', 'Export to CSV', 'Export to Excel', 'Merge Markers', 'Open in SubtitleNEXT', 'Open in SyncMaster', 'Relate To', 'Set In', 'Set Out', and 'Split Marker'. The user's name 'pace_guest' and the date '23/04/2023 18:01:47' are visible at the top of the menu.

Cut, extract and share a scene 5/7

The following window appears:

Choose H264 1080p@8Mb, 1st audio stream

Select Media Transcode Template

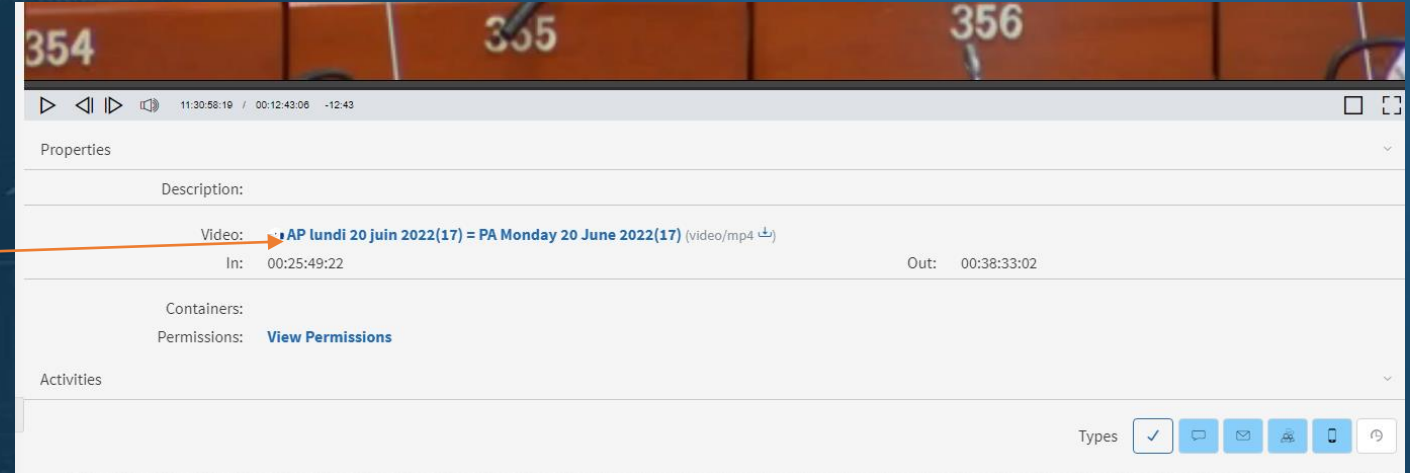
Filter...

15/15

H264 1080p @8Mb, 8th...	H264 1080p @8Mb, 7th...	H264 1080p @8Mb, 6th...	H264 1080p @8Mb, 5th...	H264 1080p @8Mb, 3rd...
H264 1080p @8Mb, 2nd...	H264 1080p @8Mb, 1st audio stream			
AVI (remux)	QT MOV (remux)	H264(mp3) 1080p @20Mb	H264 1080p @20Mb	Extract Audio To MP3

Cut, extract and share a scene 6/7

Click on the link to check the conversion progress



354 355 356

11:30:56:19 / 00:12:43:06 -12:43

Properties

Description:

Video: [AP lundi 20 juin 2022\(17\) = PA Monday 20 June 2022\(17\)](#) (video/mp4)


In: 00:25:49:22 Out: 00:38:33:02

Containers:

Permissions: [View Permissions](#)

Activities

Types



20220623122910-[REC].mxf (application/mxf) (FileRecord-Video)

[Download Hi Res](#) [Download Low Res](#) [Transcode](#) [Send for Validation](#) Containers:

File Copies

- 20220623122910-[REC].mxf
285.79 MB application/mxf

Transcoding Progress

Processing: 20220623122910-[REC].mxf
(transcode:transcodeParameters=mp4-libx264-8000000-aac-0-1920-1080-false-----[-map, 0:v, -map, 0:a:0];)

Transformations

- transcode_20220623122910-[REC].mp4
1.63 MB video/mp4

Conversion in progress

Cut, extract and share a scene 7/7

The scene is ready, you can download it

Or share the url that is in your browser

The screenshot shows the 'Media Asset Management' interface of the Council of Europe. The main content area displays a video file named 'transcode_20220623122910-[REC].mp4 (video/mp4)'. Below the file name are three buttons: 'Download Hi Res', 'Download Low Res', and 'Transcode'. A blue arrow points from the text 'The scene is ready, you can download it' to the 'Download Hi Res' button. To the right of the video player, there is a 'Transformed From' section showing the original file '20220623122910-[REC].mxf' (285.79 MB) and a 'Transformations' section listing three generated assets: 'thumbnail_transcode_20220623122910-[...]' (3.15 kB), 'imagePreview_transcode_20220623122910-[...]' (22.07 kB), and 'videoPreview_transcode_20220623122910-[...]' (33.6 kB). The video player shows a man in a suit speaking at a podium. The interface includes a search bar, a folder tree on the left, and a top navigation bar with the Council of Europe logo and user information.

The screenshot shows a web browser window with the URL: https://mediacoebox.coe.int/objects/64482d69a0903d1a8b1f5661%401/7c4f5bca017e9cbd055318ad%401/8ad5314028dc917c4f5bca017e9cbd05thumb_2022_01_27-14_59_35-.... The browser's address bar and tabs are visible. Below the browser, the top part of the Media Asset Management interface is visible, showing the 'Media Asset Management' title and the user 'pace_guest'. A list of video thumbnails is partially visible on the left side of the interface.