

*Unil*

UNIL | Université de Lausanne

Institut de criminologie  
et de droit pénal



# HOW MANY FOREIGN INMATES ARE IN EUROPEAN PRISONS?

SPACE analyses

Natalia Delgrande

Marcelo F. Aebi

CDAP, Rome, November 2012

# Contents

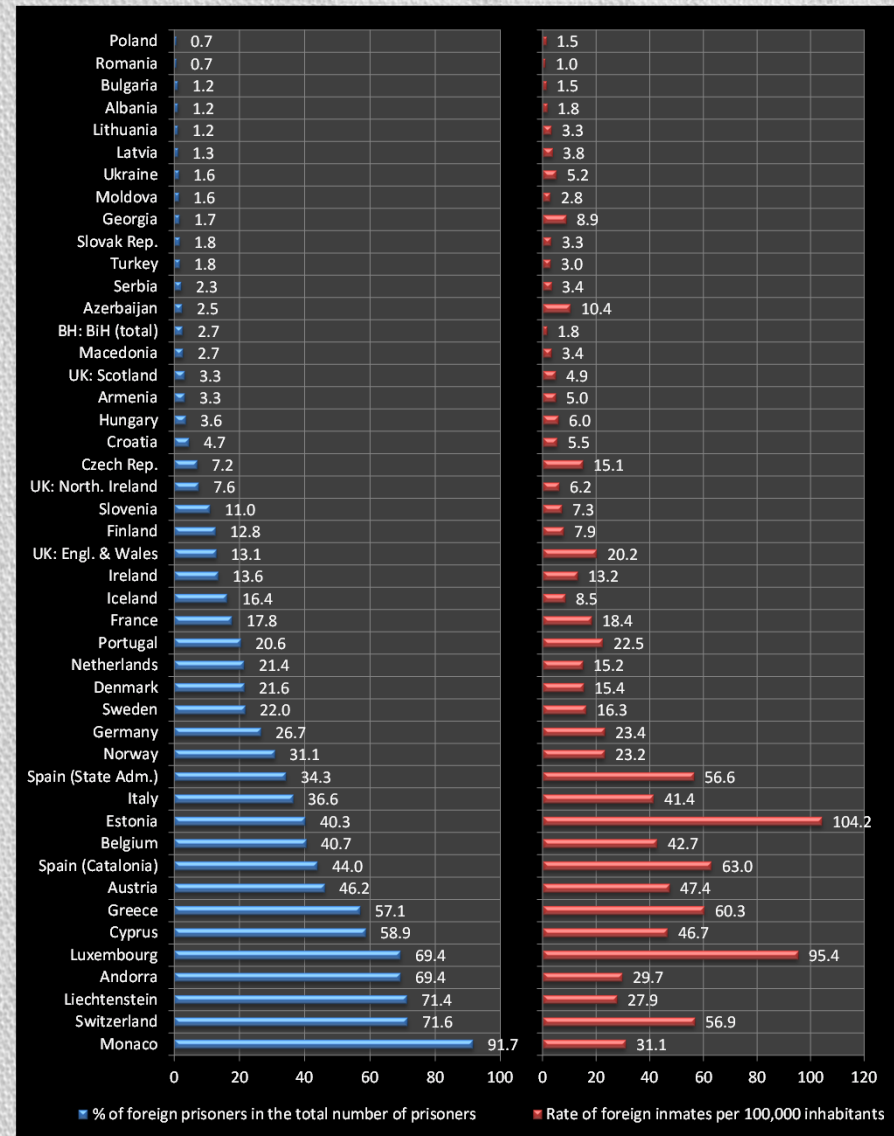
1. Total
  1. 2010
  2. Evolution
2. Pre-trial
3. Females
4. Special categories
5. Conclusion

# 1.1 Total number of foreign inmates in 2010

- At 1<sup>st</sup> September 2010, in 47 entities\*, there were **136,612** foreign inmates;
- In median, **13%** of the total prison population were foreigners;
- In median, **5%** of foreign inmates were females
  - Overrepresented: MCO= 27%, AND= 16%, TUR= 13%, LIE= 10%, ESP(St. adm.) = 9%, SRB= 8%, DNK= 8%, NLD= 8%, ISL= 7%, PRT= 7%, UK: ENG & WAL= 7%).
- In 18 [47%] out of 38 entities\*\*, **more than 30%** of foreign inmates were citizens of the EU;
- In 9 out of 30 entities, **between 1% to 15%** of foreigners were minors
  - BEL, UK: ENG & WAL, PRT, UK: SCO, ALB, AUT, GRC, LIE, and MKD

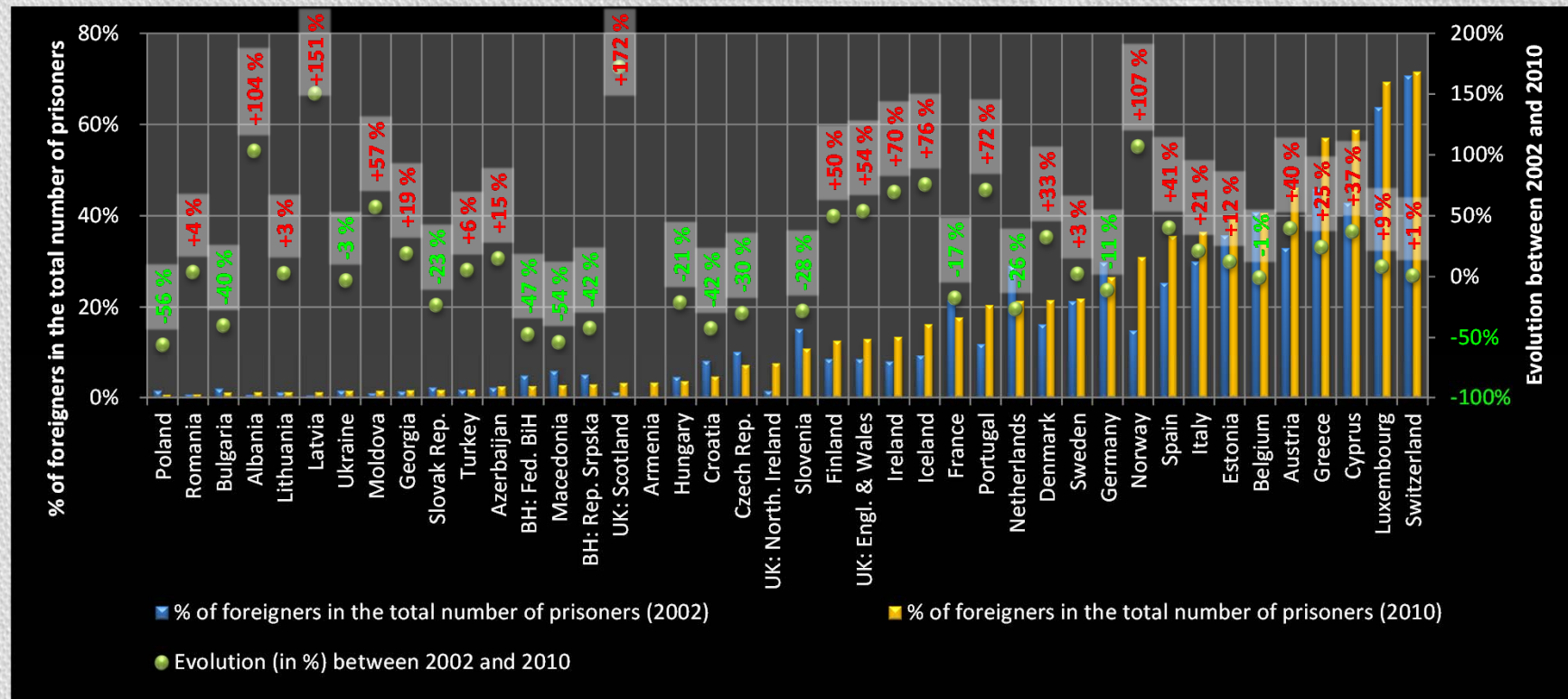
\*Data for MLT, MNE and RUS are missing

\*\* Data for ARM, GEO, HUN, MLT, MDA, MNE, RUS, CHE, and UKR are missing

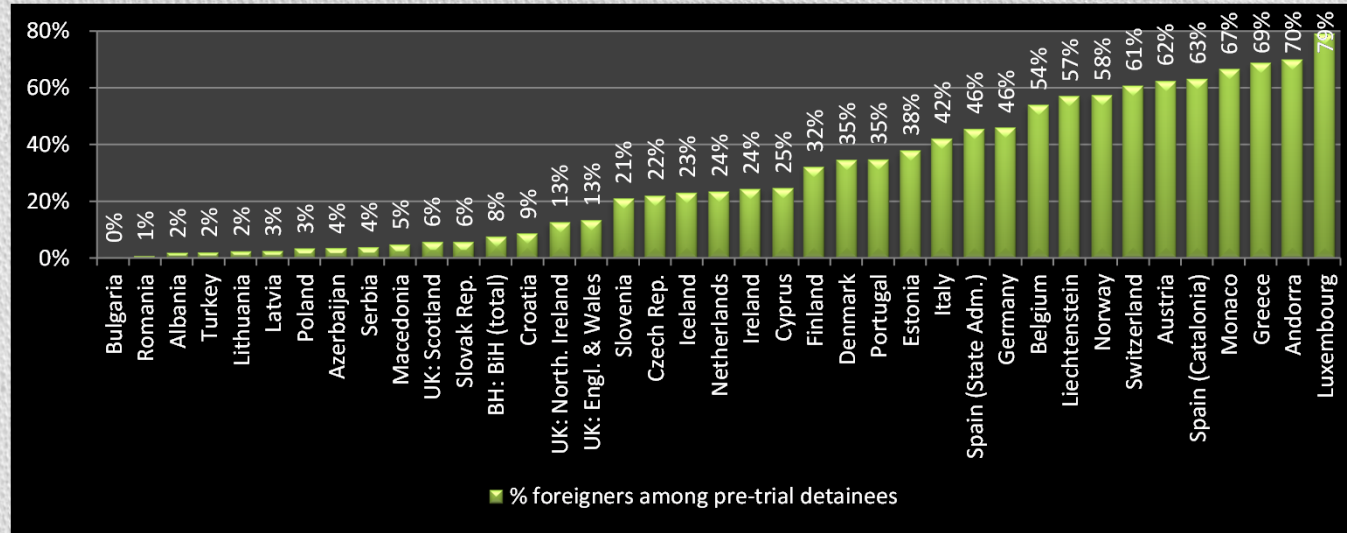


## 1.2 Evolution (2002-2010)

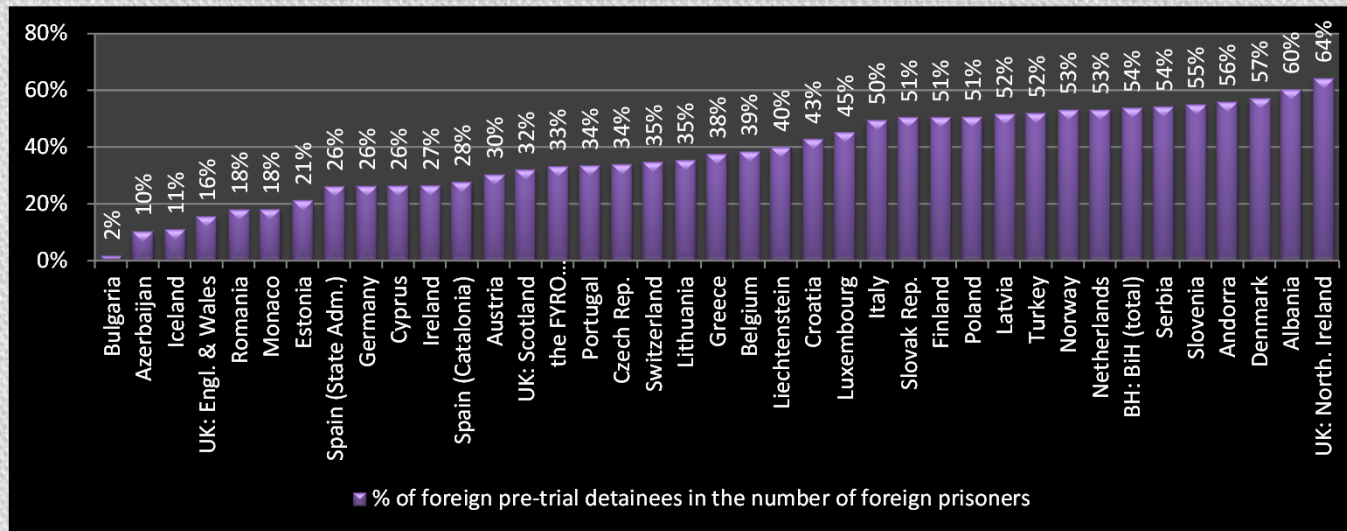
- 28 (64%) out of 44 entities increased the % of foreign inmates in their prison populations.
- In general, foreign inmates are overrepresented in EU countries (and their % continues to increase)



## 2. Foreign pre-trial inmates



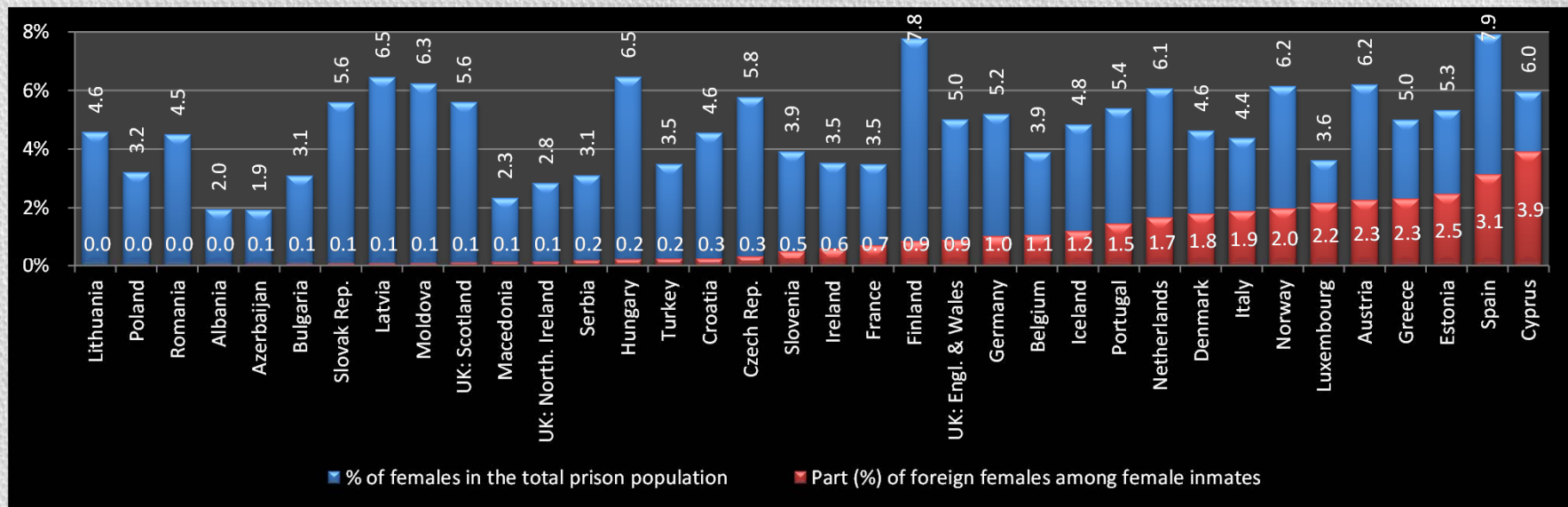
- In median, **24%** of all pre-trial detainees are foreigners (39 entities).



- In median, **38%** of all foreign inmates are in pre-trial detention.

### 3. Foreign females

- In 11 out of 36 entities, foreign females represent between 1.5% and 4% of the whole prison population



## 4. Special categories

### 1. Illegal aliens:

Country	Total number of foreign prisoners (incl. pre-trial detainees)	Asylum seekers or illegal aliens held for administrative reasons	% of aliens held for administrative reasons in the number of foreign prisoners
Belgium	4 631	9	0.2
Greece	6 820	123	1.8
Ireland	591	18	3.0
Luxembourg	479	17	3.5
Slovak Republic	178	165	<b>92.7</b>
Switzerland	4 428	371	<b>8.4</b>
UK: England & Wales	11 135	963	<b>8.6</b>
UK: Northern Ireland	112	2	1.8

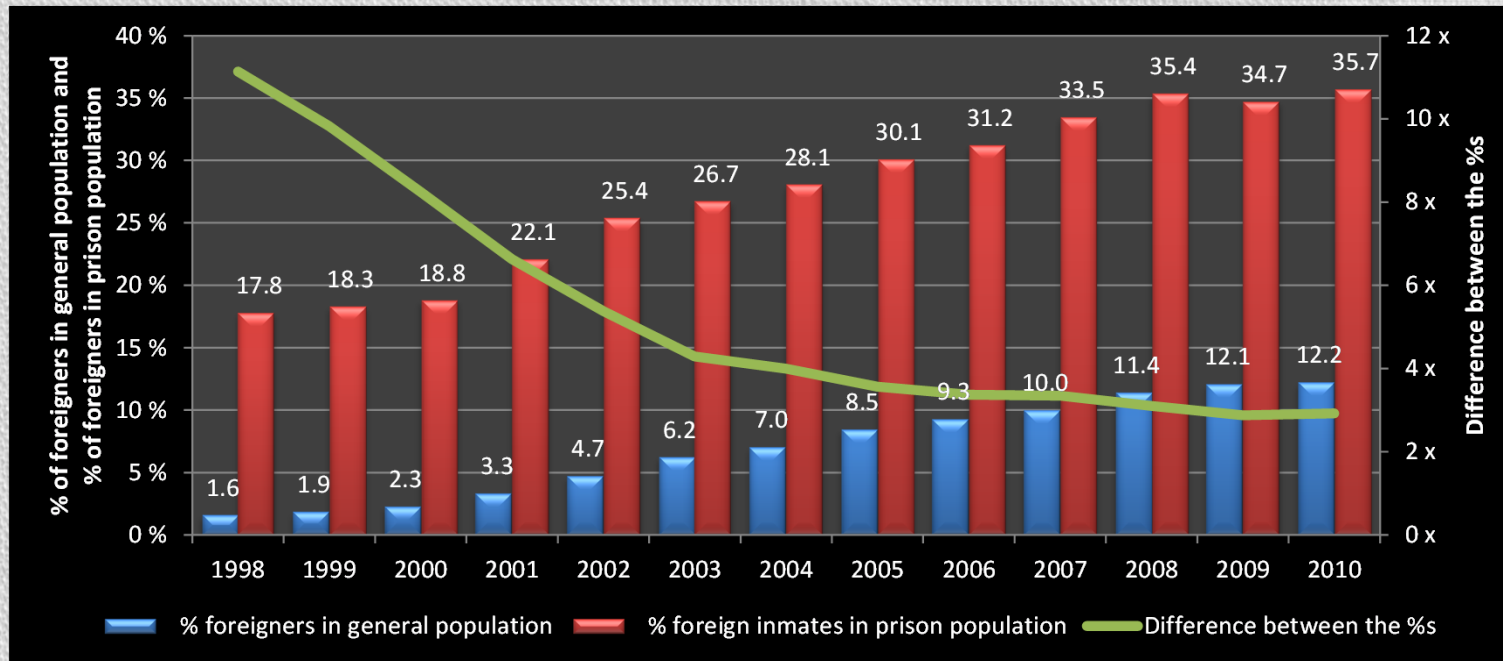
### 2. Status of “foreigner” (definition linked to political choices)

The case of Estonia: More than 50% of all foreign inmates are permanent residents, generally with Russians origins or without citizenship

### 3. The overrepresentation of foreigners is more pronounced in countries where the percentage of foreigners in the general population is also higher.

( $r^2=37$  in 2006, Delgrande, Aebi (2009), *Déviance et Société*, vol. 33(4), p. 486)

## 4. Spanish example



In 1998 → 11:1 (17.8% in prison and 1.6% in general population)

In 2010 → 3:1 (35.7% in prison and 12.2% in general population)

Aebi, Delgrande (forthcoming), *Evolution of the prison populations in Spain between 1998 and 2010*



## 5. Conclusion

1. General increase in the number of foreign inmates;
2. Particular categories should be taken into account when considering “foreign” inmates.

- Thank you for your attention

- [Natalia.Delgrande@unil.ch](mailto:Natalia.Delgrande@unil.ch)

- [Marcelo.Aebi@unil.ch](mailto:Marcelo.Aebi@unil.ch)