



29/01/09

RAP/RCha/CY/VI(2009)

REVISED EUROPEAN SOCIAL CHARTER

6th National Report on the implementation of
the European Social Charter (revised)

submitted by

THE GOVERNMENT OF CYPRUS

(Articles 3, 11, 12, 13 and 14
for the period 01/01/2005 – 31/12/2007)

Report registered by the Secretariat on 26 January 2009

CYCLE 2009



REPUBLIC OF CYPRUS

EUROPEAN SOCIAL CHARTER (REVISED)

SIXTH REPORT

ON THE IMPLEMENTATION OF THE EUROPEAN SOCIAL CHARTER (revised)

On accepted provisions belonging to the thematic group 2
(Health, Social Security and Social Protection)

Period of Reference from 1 January 2005 to 31 December 2007

On

Article 3, paragraphs 1, 2, and 3, Article 11, paragraphs 1, 2 and 3,
Article 12, paragraphs 1, 2, 3 and 4, Article 13, paragraphs 2 and 3 and
Article 14, paragraphs 1 and 2

GOVERNMENT OF THE REPUBLIC OF CYPRUS

REPORT

On

Article 3

The Right to Safe and Healthy Working Conditions

Paragraphs 1, 2 and 3

of the

Revised European Social Charter

(Reference Period 01.01.2005-31.12.2007)

Article 3 – The right to safe and healthy working conditions

With a view to ensuring the effective exercise of the right to safe and healthy working conditions, the Parties undertake, in consultation with employers' and workers' organisations:

1. to formulate, implement and periodically review a coherent national policy on occupational safety, occupational health and the working environment. The primary aim of this policy shall be to improve occupational safety and health and to prevent accidents and injury to health arising out of, linked with or occurring in the course of work, particularly by minimising the causes of hazards inherent in the working environment;
2. to issue safety and health regulations;
3. to provide for the enforcement of such regulations by measures of supervision;
4. to promote the progressive development of occupational health services for all workers with essentially preventive and advisory functions.

Appendix to Article 3§4

It is understood that for the purposes of this provision the functions, organisation and conditions of operation of these services shall be determined by national laws or regulations, collective agreements or other means appropriate to national conditions.

Information to be submitted

Article 3§1

- 1) Please describe the national policy on occupational health and safety and the consultation with employers' and workers' organisations in formulating this policy. Please specify the nature of, reasons for and extent of any reforms.

Response

The Strategy of Cyprus on safety and health at work was designed on the basis of the European Union Strategy 2007 – 2012 and has as a target the reduction of the Frequency of Work Accidents by 25% during this period and the control and reduction of occupational diseases. In any case the steadfast objective of the Ministry of Labour and Social Insurance

remains the development of a safety prevention culture among the employees and employers and the continued improvement of safety and health at work standards.

The fundamental pillars for implementing all the above are the following:

- The existence of a suitable Institutional Framework.
- The existence of a suitable Legislative Framework with continuous harmonization with the respective European Acquis.
- Operation of a suitable and adequate Labour Inspection System.
- Operation of a suitable Health Surveillance System of the workers.
- Operation of suitable Supporting Institutions.
- Promotion of accidents prevention through guidance, information and training.
- Incorporation of Safety and Health at Work issues into other Policy Areas, such as Education, Employment, Agriculture, Environment, Transportation, etc.
- Encouragement of scientific progress and research.
- Close cooperation with the Social Partners and other stakeholders.
- Active participation at the Bodies and activities of the E.U.
- Implementation of targeted awareness raising Campaigns.

The collaboration with the Social Partners constitutes the cornerstone of the whole policy of the Ministry of Labour and Social Insurance. The high level of collaboration between the Social Partners and the Ministry of Labour and Social Insurance materialises through the operation of the Pancyprian Safety and Health Council, the Labour Advisory Board, or their tripartite subcommittees, which are either established by means of administrative arrangements or by Law.

The safety and health at work national policy is reviewed at the Pancyprian Safety and Health Council on a regular basis, which usually convenes twice a year.

Also, the members of the Labour Advisory Board discuss and submit proposals on new or amending safety and health at work legislation in order to achieve maximum possible consensus among the employers and workers before a new piece of legislation is forwarded to the Council of Ministers for approval.

For more information on how consultation with employers' and employees' organisations is effected, please refer to our response on article 3, para. 1 to 2 of our previous Report for the period 1.1.2003 to 31.12.2004.

2) Please indicate the measures taken (administrative arrangements, programmes, action plans, projects, etc.) to implement the national policy in consultation with employers' and workers' organisations.

Response

The response to question 1 of article 3(1) above outlines the basic pillars on which the strategy of the Ministry of Labour and Social Insurance rests. The materialisation of the basic pillars is implemented as follows:

Institutional Framework

- The operation of the Labour Advisory Board, which provides advice to the Minister of Labour and Social Insurance on all labour matters and issues of promoting labour peace and, submits recommendations and suggestions on labour legislation.

- The operation of the Pancyprian Safety and Health Council which provides advice to the Minister of Labour and Social Insurance on the measures that need to be taken to prevent work accidents, on the improvement of occupational safety and health, the review or introduction of new legislation.

Legislative Framework

The legislative framework is fully harmonised with the corresponding Acquis Communautaire, but is in constant update whenever a new European legislation on safety and health at work is put into force or when gaps or / and particularities are identified with respect to the situation in Cyprus.

Suitable and adequate Labour Inspection System

Effort is made to continually upgrade the Labour Inspection System of the Department of Labour Inspection. The aim is to be comparable with the corresponding systems of the rest of the member states of the European Union and especially those of Europe of the 15. This will be accomplished by implementing the following:

- Implementation of an inspection programme based on accurate and true data from inspections, accidents as well as surveys among the workers.
- Realisation of regular as well as specialised inspections in the context of small campaigns.
- Suitable and systematic training of the Inspectors.
- Exchange visits of Inspectors to the Inspectorates of other member states of the European Union aiming at acquiring knowledge and experience.
- Arrangements for the provision of scholarships for the continuous training of the Inspectors of the Department.
- Cooperation with other Services, such as the Police, the Cyprus Fire Service, the Department of Labour, etc, as well as semi Governmental Organizations and other Bodies / Institutions.
- Provision to the Inspectors of suitable technological equipment and supporting them with computerised systems.
- Support of the Safety Officers as well as the Safety Consultants, continuous information and regular communication with them.
- Improvement of the institution of Safety Committees aiming at a more active attendance of the representatives of the workers for the promotion of safety and health at work and their utilisation in the framework of operation of each enterprise.
- Improvement of the structure and staffing of the Department of Labour Inspection.

Health Surveillance System for Workers

The Department of Labour Inspection is pushing forward the establishment of a Health Surveillance System for the Workers, which will be applied through the implementation of an Action Plan prepared by the Department, after the completion of a relative study, and the introduction of new legislation.

Promotion of Prevention

The promotion of prevention of work accidents and occupational diseases is the spearhead of the Department of Labour Inspection for achieving the goals that have been set. This materialises with the following:

- By means of regular and specialised inspections.
- By means of campaigns organised according to decisions taken by the European Agency for Safety and Health at Work and of the Senior Labour Inspectors Committee.
- By means of collaboration for the establishment and effective operation of the Safety Committees.

- With publications and articles in the expressive instruments of the Social Partners and other organisations / institutions with particular interest in issues of safety and health at work.
- With the preparation and distribution of simple, comprehensive and understandable informative / training material.
- With the distribution of material which is prepared by the European Agency for Safety and Health at Work.
- With the publication, at the web page of the Department of Labour Inspection of the legislation, informative / awareness material and other information that concern activities which contribute to the promotion of occupational safety and health.
- With the organisation, or the co-organisation with other institutions, including those of the Social Partners, of seminars and meetings and other awareness / informational / training activities.
- By means of other forms of collaboration with the institutions /organisations that have a particular interest on issues of safety and health at work.
- By means of education and training programmes.
- With the incorporation of issues of safety and health in other Policy Sectors.
- With the use of economic incentives and disincentives.
- With the use of voluntary tools, such as Competitions, etc.
- With the implementation of Plans and Programmes for the promotion of health at the workplace and collaboration with the medical world for the reduction of smoking at the workplaces.
- With the development of cooperation with the institutions that represent Consultants and Designers.
- With the collaboration with the Mass Media.
- With the encouragement of workers but also the general public to communicate with the Department of Labour Inspection.

Incorporation into other Policy Sectors

The incorporation of safety and health at work issues into other Policy Sectors includes:

The mainstreaming of issues of safety and health in the analytical programme of study of:

- Public schools in all the stages of education, i.e. the Pre-elementary, Elementary, Gymnasium, Secondary and Technical Education,
- Training Institutions of Cyprus, and
- Training Schools of Public Organisations,

so that the pupils and students of today, as tomorrow's employers and workers, will develop through the years a safety conscience.

The inspection of the undertakings of the interested employer and the imposition of terms for the improvement of the working conditions and the environment of work within the framework of an examination procedure to grant a «foreign worker employment» permit by the Department of Labour.

Encouragement of scientific research

The Department of Labour Inspection collaborates with academic institutions, research institutes in Cyprus and abroad to promote the research on gaps of knowledge or on existing and / or emerging risks at the work place.

All the above measures which are being implemented or planned, have been discussed extensively and agreed with representative organisations of the Social Partners.

3) Please provide pertinent figures, statistics or any other relevant information, if appropriate.

Response

— Please refer to the Annual Report in English language of the Department of Labour Inspection for 2006 in Annex I.

Response to the Comments of the European Committee of Social Rights

General objective of national policy

Please refer to our response on article 3.1 above.

Organisation of occupational risk prevention

The Department of Labour Inspection of the Ministry of Labour and Social Insurance announced in 2006 the beginning of a programme of training and education on safety and health at work issues for a total number of 2.000 workers in organisations / services of the public sector and private enterprises employed in the sectors of Construction, Mining Industries and Dock Works. Also the above programme included the preparation of Good Practice Guides and check lists for specific risks at the workplace.

The programme was financed by the European Union via the financial instrument of Transition Facility and the Government Budget. The implementation of the programme started on summer 2007 and is expected to end in November 2008.

This programme constitutes an opportunity for training on safety and health at work issues for Safety Officers, coordinators of Construction Works, persons responsible for drawing up Safety and Health Plans, consultants on safety and health at work and middle managers and engineering / technical personnel that deal with safety and health at work issues, to acquire added qualifications and knowledge. It is anticipated that persons who attended the above programme will pass on the knowledge to others within their company by means of internal company training, awareness material, etc.

Also, the Department of Labour Inspection in cooperation with the Cyprus Productivity Centre and the [Human Resource Development Authority](#) is in the process of launching a one-day induction course for all first employed persons on issues of safety and health at work. The course includes a general part on subjects such as, prevention principles, obligations of employers and obligations and rights of employees, workplace Safety Committees and a special part on safety at the construction sites and work accidents and occupational diseases.

Furthermore, the Training Center of the Department of Labour Inspection undertakes the organisation of training and awareness raising seminars on specific safety and health at work issues for specific economic sectors of high risk activity, e.g. safety and health in the construction and hotel industry. Such training and awareness building activities are further effected by means of co-operation with the Social Partners.

In the field of research, the Department of Labour Inspection does not carry out such activities by itself but these are usually outsourced by means of open tenders. For example, a Swedish expert had been commissioned by the Department of Labour Inspection to prepare a Study on the Establishment and Operation of a Health Surveillance System of Employed Persons in Cyprus. The Study was based upon information obtained during meetings with representatives of the different stakeholders including Government Agencies and social

partners. Also, the Ministry of Labour and Social Insurance in collaboration with the Ministry of Education and Culture proceeded with the preparation of a Study for the integration of issues of safety and health at work in the public educational system. The said Study was carried out by an independent organisation of Consultants.

Consultation with organisations of the employers and employees

The issue of consultation with the employers and employees is provided for in all safety and health at work legislation. The employer must consult with his/her employees or their representatives on safety and health at work issues.

At the enterprise level the employees' Safety Representative and the Safety Committees are established under the Safety Committees at Work Regulations of 1997. The Safety Representatives are elected by the employees in all enterprises where more than five persons are employed. The number of Safety Representatives elected is established as follows:

| Number of employees | Number of Safety Representatives |
|---------------------|----------------------------------|
| 5-9 | 1 |
| 10-19 | 2 |
| 20-49 | 3 |
| Every 50 | 1 |

The Safety Committees are established in all enterprises where ten or more persons are employed and their role is advisory. At the Safety Committee participate the employer or his/her representative, the Safety Representatives and the Safety Officer or Occupational Physician, if exist.

The Labour Inspectors do not partake at the Safety Committee meetings, but may request to see the minutes of meetings held and view its activities and work progress. During the inspection of an enterprise, the Labour Inspector is escorted by the Safety Representatives where they have the opportunity to discuss issues pertinent to safety and health at work. At the same time, the Labour Inspector provides useful information and guidance to the employer on how to better apply the requirements of the safety and health at work legislation, or how to implement new measures proposed and agreed at the Safety Committee meetings.

Article 3§2

1) Please describe the general legal framework. Please specify the nature of, reasons for and extent of any reforms.

Response

The Cyprus legal framework on safety and health at work, as mentioned in the response to question 2 of article 3(1), is in line with the European Aquis Communautaire. Whenever new or amending pieces of legislation are put into force, the established procedures are followed for their transposition into the Cyprus legal system.

The national legislation on safety and health at work is available, in Greek, at the website of the Department of Labour Inspection at the following address: www.mlsi.gov.cy/dli under the subsection «Legislation». Please refer to **Appendix II** for a list of safety and health at work legislation enacted during the reference period.

2) Please indicate the measures taken (administrative arrangements, programmes, action plans, projects, etc.) to implement the legal framework in consultation with employers' and workers' organisations.

Response

The enforcement of the legal framework on safety and health at work is achieved in a number of ways. First of all adequate training is provided, through the Training Center of the Department of Labour Inspection, to the Labour Inspectors and Officers of the Department. The training focuses on the provisions of new or amending legislation, the prospective changes that are introduced and how these will affect the employees and workers.

In order to raise awareness on the issues of safety and health at work, the Department of Labour Inspection prepares information material in the form of brochures or leaflets. This material is available in electronic form at the website of the Department of Labour Inspection, namely www.mlsi.gov.cy/dli, or in paper form at the headquarters and the four District Labour Inspection Offices. Usually, this information material is disseminated to the workers, to the Safety Committees or Safety Officers during the inspections of the Labour Inspectors, or via the representative organisations of the social partners.

Furthermore, the Department of Labour Inspection organises or co-organises with the social partners, specific training seminars for certain sectors of economic activity which have a special interest or are directly affected by certain pieces of legislation.

Moreover, the Department of Labour Inspection annually organises two Conferences for the Safety Officers and the Safety Consultants, respectively. During these Conferences the above two groups of professionals are informed on new and amending pieces of Cyprus legislation and practice followed by the Department.

Response to the Comments of the European Committee of Social Rights

Protection against dangerous agents and substances

On 28.7.2006 the Safety and Health at Work (Protection from Asbestos) Regulations of 2006 (P.I. 316/2006) were issued which transpose the relevant European Union Directive 2003/18/EC into Cyprus' legislative system.

Also, Annex 10 of the Dangerous Substances (Classification, Packaging and Labelling of Dangerous Substances and Preparations) Regulations of 2002 to 2005 (P.I. 292/2002 as amended), provides for the prohibition of the placing on the market and use of asbestos in full compliance to the European Union Directive 1999/77/EC.

Furthermore, the new European Union Regulation 1907/2006/EC on the Registration, Evaluation, Authorisation and Restriction of Chemicals, known as REACH, in Annex XVII provides for the prohibition of the import and use of asbestos. Annex X of the P.I. 292/2002 will be in effect until 1.6.2009 when Annex XVII of the REACH Regulation enters into effect.

Protection of temporary workers

The Cyprus safety and health at work legislation applies to all workers and makes no discrimination on the category of workers, permanent or temporary ones. Moreover, the special Regulations for temporary workers provide for the following:

Regulation 4 of the Minimum Requirements for Safety and Health at Work of Workers with Fixed-duration Employment or Temporary Employment Regulations of 2002 (P.I. 184/2002), specify that this category of workers enjoy the same rights, with respect to safety and health at work, as other workers (permanent and self-employed) do.

Additionally, Regulation 5 of the aforementioned Regulations, states that the employer should provide adequate briefing on the nature of risks the workers are likely to be exposed at work, the professional skills required for the execution of work, the necessity of medical attention, etc. Similarly, Regulation 6 specifies that the employer should provide adequate and proper vocational training based on the skills and professional experience of this category of workers adopted for the job description.

Personal scope of the Regulations

The Ministry of Labour and Social Insurance, on the basis of the comments of the European Committee of Social Rights, has drafted a new piece of legislation to amend the Safety and Health at Work Laws of 1996 to 2003 by which draft the scope of the above Laws is extended to include persons who are employed as domestic servants in private dwellings. The said amending legislation was drafted during the report period.

In order to obtain maximum consensus among the organisations of the employers and the employees, the Ministry of Labour and Social Insurance forwarded the said draft to the Labour Advisory Board, which provides advice to the Minister of Labour and Social Insurance on all labour matters. The Labour Advisory Board adopted this new piece of draft legislation on 7.4.2008.

This draft legislation is now in the process of legal vetting by the Legal Service of the Republic. Thereafter, the final draft will be submitted to the Council of Ministers and then forwarded to the House of Representatives in order to be issued as a new Law.

Article 3§3

1) Please describe the enforcement of safety and health regulations. Please specify the nature of, reasons for and extent of any reforms.

Response

The enforcement of the safety and health at work legislation is carried out by suitably trained Labour Inspectors stationed at the four District Labour Inspection Offices. The whole inspection system is founded on the provisions of the International Labour Organisation Convention no. 81. The annual inspection programme is prepared on the basis of statistics on work accidents, economic activity sectors prioritised on their risk, surveys among the workers, etc. Short inspection campaigns are also organised proactively addressing specific sectors or risks, and reactively when the frequency of work accidents in a particular economic activity sector or from a specific risk rises, inevitably raising the concerns of the Department of Labour Inspection.

The number of undertakings that were registered into the computerised Factory Inspectorate System (FIS) of the Department of Labour Inspection during the reference period are shown in the table below. These numbers imply that these undertakings have undergone inspection by the Labour Inspectors and data are kept in electronic form.

| Reference period (year) | Number of registered undertakings into the FIS system during the reference period |
|----------------------------|--|
| 2005 | 16.870 |
| 2006 | 18.824 |
| 2007 | 20.693 |

The workplaces inspected by the Inspectors of the Department of Labour Inspection and the number of inspections carried out during the reference period are shown in the following Table.

| Reference period (year) | No. of inspection visits during the reference period | No. of workers employed in the undertakings inspected during the reference period | Total no. of workers employed in all sectors of economic activity during the reference period |
|-------------------------|--|---|---|
| 2005 | 4688 | 117.024 | 347.797 |
| 2006 | 4998 | 112.924 | 360.004 |
| 2007 | 5.870 | 120.991 | 379.779 |

2) Please provide pertinent figures, statistics (for example Eurostat data) or any other relevant information on the number of accidents at work, including fatal accidents, in absolute figures as well as in terms of standardised accident rates per 100,000 workers; on the number of health and safety inspection visits by the labour inspectorate and the proportion of workers and companies covered by the inspections; and on the number of breaches to health and safety regulations and the nature and type of sanctions imposed.

Response

— Please refer to **Annex III** where extracts from the Annual Report of the Department of Labour Inspection for the reference period are included and contain the requested information.

Response to the Comments of the European Committee of Social Rights

Activities of the Labour Inspectorate

There were no changes in the national inspection system. The Department of Labour Inspection strives to have its inspection system comparable with the corresponding system of the rest of the member states of the European Union, particularly those of EU15. Please also refer to our response for question 2 on article 3(1) above.

Regarding the divergence, the figure 15.151 is the number of registered undertakings up to 2004 into the Factory Inspectorate System (FIS) and represents the undertakings that were inspected at least once by the Labour Inspectors of the Department. When an inspection is carried out at an undertaking, the Labour Inspector registers its findings into FIS, as a new undertaking if it has not been inspected previously, or updates the existing inspection records of the already registered undertaking. The above figure is not the same as the number of registered enterprises in Cyprus. Please note that it is common for an enterprise to have more than one undertakings associated with it, e.g. a construction company.

The figure 61.108, which is quoted in the SLIC Annual Report of the Department of Labour Inspection, is derived from the “Census of Establishments of 2000” carried out by the Statistical Service of Cyprus and represents the number of registered companies in Cyprus at that year.

The above figure could possibly include multiple entries of undertakings at different districts registered under the same company name, companies that are no longer in operation (bankrupt, closed, etc.), or companies registered by law firms on behalf of their clients, for the sake of registering a particular brand name or establishing an overseas office without actually any personnel.

Annual Report of the Department of Labour Inspection for 2006 in English

- Please see as Attachment

Safety and health at work legislation enacted during the reference period

| S/n | Document Title | Code Number | Issue date |
|-----|---|---------------------------------|-------------------|
| 1. | The Safety and Health at Work (Appointment of the Members of the Pancyprian Council for Safety and Health) Order of 2005 | P.I. 1035/ 3.10.2005 | 14.10.2005 |
| 2. | The Safety and Health at Work (Protection from Noise) Regulations of 2006 | P.I. 317/2006 | 28.7.2006 |
| 3. | The Safety and Health at Work (Protection from Vibrations) Regulations of 2005 | P.I. 332/2005 | 22.7.2005 |
| 4. | The Safety and Health at Work (Protection from Asbestos) Regulations of 2006 | P.I. 316/2006 | 28.7.2006 |
| 5. | The Safety and Health at Work (Occupational Diseases Notification) Regulations of 2007 | P.I. 530/2007 | 7.12.2007 |
| 6. | The Safety and Health at Work (Accidents and Dangerous Occurrences Notification) Regulations of 2007 | P.I. 531/2007 | 7.12.2007 |
| 7. | The Control of Factory Atmosphere and Dangerous Substances in Factories (Amendment) Regulations of 2007 | P.I. 294/2007 | 13.7.2007 |
| 8. | The Asbestos (Safety and Health of Persons at Work) (Revoked) Law of 2006 | Law 111(I)/2006 | 28.7.2006 |
| 9. | The Accidents and Occupational Diseases (Notification) Revoked Law of 2007 | Law 157(I)/2007 | 7.12.2007 |

- Please see Attachments

Inspections of undertakings during 2006

| A/A | ECONOMIC ACTIVITY | DISTRICT | | | | | | | | | | | | | | | | |
|--|--|----------|-------|--------|----------|-------|-------|-----------|-------|-------|---------|-------|--------|--------|-------|-------|-------|-------|
| | | NICOSIA | | | LIMASSOL | | | FAMAGUSTA | | | LARNACA | | | PAPHOS | | | TOTAL | |
| | | Ap. | %(1) | %(2) | Ap. | %(1) | %(2) | Ap. | %(1) | %(2) | Ap. | %(1) | %(2) | Ap. | %(1) | %(2) | Ap. | %(3) |
| 1 | AGRICULTURE, LIVESTOCK AND FORESTRY | 113 | 7.3% | 30.1% | 30 | 1.8% | 8.0% | 53 | 14.6% | 14.1% | 172 | 15.6% | 45.9% | 7 | 2.0% | 1.9% | 375 | 7.5% |
| 2 | FISHING | 0 | 0.0% | 0.0% | 0 | 0.0% | 0.0% | 0 | 0.0% | 0.0% | 1 | 0.1% | 100.0% | 0 | 0.0% | 0.0% | 1 | 0.0% |
| 3 | MINING AND QUARRYING | 12 | 0.8% | 26.1% | 20 | 1.2% | 43.5% | 0 | 0.0% | 0.0% | 11 | 1.0% | 23.9% | 3 | 0.9% | 6.5% | 46 | 0.9% |
| 4 | MANUFACTURING | 323 | 21.0% | 28.5% | 399 | 24.2% | 35.2% | 78 | 21.5% | 6.9% | 252 | 22.9% | 22.2% | 81 | 23.4% | 7.1% | 1133 | 22.7% |
| 5 | ELECTRICITY, GAS AND WATER SUPPLY | 2 | 0.1% | 6.1% | 12 | 0.7% | 36.4% | 0 | 0.0% | 0.0% | 17 | 1.5% | 51.5% | 2 | 0.6% | 6.1% | 33 | 0.7% |
| 6 | CONSTRUCTION | 616 | 40.1% | 32.5% | 705 | 42.7% | 37.2% | 91 | 25.1% | 4.8% | 340 | 30.9% | 17.9% | 144 | 41.6% | 7.6% | 1896 | 37.9% |
| 7 | WHOLESALE AND RETAIL TRADE; REPAIR OF MOTOR VEHICLES, MOTORCYCLES AND PERSONAL AND HOUSEHOLD GOODS | 202 | 13.1% | 27.2% | 203 | 12.3% | 27.3% | 76 | 21.0% | 10.2% | 201 | 18.3% | 27.1% | 61 | 17.6% | 8.2% | 743 | 14.9% |
| 8 | HOTELS AND RESTAURANTS | 15 | 1.0% | 14.7% | 51 | 3.1% | 50.0% | 9 | 2.5% | 8.8% | 12 | 1.1% | 11.8% | 15 | 4.3% | 14.7% | 102 | 2.0% |
| 9 | TRANSPORT, STORAGE AND COMMUNICATION | 16 | 1.0% | 25.8% | 35 | 2.1% | 56.5% | 1 | 0.3% | 1.6% | 10 | 0.9% | 16.1% | 0 | 0.0% | 0.0% | 62 | 1.2% |
| 10 | FINANCIAL INTERMEDIATION | 9 | 0.6% | 20.5% | 4 | 0.2% | 9.1% | 12 | 3.3% | 27.3% | 19 | 1.7% | 43.2% | 0 | 0.0% | 0.0% | 44 | 0.9% |
| 11 | REAL ESTATE, RENTING AND BUSINESS ACTIVITIES | 22 | 1.4% | 44.0% | 9 | 0.5% | 18.0% | 10 | 2.8% | 20.0% | 9 | 0.8% | 18.0% | 0 | 0.0% | 0.0% | 50 | 1.0% |
| 12 | PUBLIC ADMINISTRATION AND DEFENCE, COMPULSORY SOCIAL SECURITY | 79 | 5.1% | 48.5% | 55 | 3.3% | 33.7% | 3 | 0.8% | 1.8% | 19 | 1.7% | 11.7% | 7 | 2.0% | 4.3% | 163 | 3.3% |
| 13 | EDUCATION | 34 | 2.2% | 31.2% | 56 | 3.4% | 51.4% | 4 | 1.1% | 3.7% | 11 | 1.0% | 10.1% | 4 | 1.2% | 3.7% | 109 | 2.2% |
| 14 | HEALTH AND SOCIAL WORK | 44 | 2.9% | 46.3% | 30 | 1.8% | 31.6% | 5 | 1.4% | 5.3% | 9 | 0.8% | 9.5% | 7 | 2.0% | 7.4% | 95 | 1.9% |
| 15 | OTHER COMMUNITY, SOCIAL AND PERSONAL ACTIVITIES | 46 | 3.0% | 32.6% | 43 | 2.6% | 30.5% | 20 | 5.5% | 14.2% | 17 | 1.5% | 12.1% | 15 | 4.3% | 10.6% | 141 | 2.8% |
| 16 | PRIVATE HOUSEHOLDS WITH EMPLOYED PERSONS | 0 | 0.0% | 0% | 0 | 0.0% | 0% | 0 | 0.0% | 0% | 0 | 0.0% | 0% | 0 | 0.0% | 0% | 0 | 0.0% |
| 17 | OTHER INDUSTRIAL ACTIVITIES | 5 | 0.3% | 100.0% | 0 | 0.0% | 0.0% | 0 | 0.0% | 0.0% | 0 | 0.0% | 0.0% | 0 | 0.0% | 0.0% | 5 | 0.1% |
| 18 | EXTRA - TERRITORIAL ORGANISATIONS AND BODIES | 0 | 0.0% | 0% | 0 | 0.0% | 0% | 0 | 0.0% | 0% | 0 | 0.0% | 0% | 0 | 0.0% | 0% | 0 | 0.0% |
| Total Inspections of Undertakings | | 1538 | 30.8% | | 1652 | 33.1% | | 362 | 7.2% | | 1100 | 22.0% | | 346 | 6.9% | | 4998 | |
| | | | (%4) | | | (%4) | | | (%4) | | | (%4) | | | (%4) | | | |
| Table Notes: | | | | | | | | | | | | | | | | | | |
| 1. Percentage contribution of District Inspections for the specific Economic Activity, on the total number of District Inspections. | | | | | | | | | | | | | | | | | | |
| 2. Percentage contribution of District Inspections for the specific Economic Activity, on the Cyprus wide total number of Inspections of the same Economic Activity. | | | | | | | | | | | | | | | | | | |
| 3. Percentage contribution of Cyprus wide Inspections for the specific Economic Activity, on the total number of Inspections. | | | | | | | | | | | | | | | | | | |
| 4. Percentage contribution of District Inspections on the total number of Inspections Cyprus wide. | | | | | | | | | | | | | | | | | | |

Inspections of undertakings during 2007

| A/A | ECONOMIC ACTIVITY | DISTRICT | | | | | | | | | | | | | | | | | | | |
|--|--|----------|-------|--------|----------|-------|-------|-----------|-------|-------|---------|-------|--------|--------|-------|-------|-------|-------|------|--|------|
| | | NICOSIA | | | LIMASSOL | | | FAMAGUSTA | | | LARNACA | | | PAPHOS | | | TOTAL | | | | |
| | | No | %(1) | %(2) | No | %(1) | %(2) | No | %(1) | %(2) | No | %(1) | %(2) | No | %(1) | %(2) | No | %(3) | | | |
| 1 | AGRICULTURE, LIVESTOCK AND FORESTRY | 52 | 2.4% | 22.0% | 22 | 1.3% | 9.3% | 48 | 11.3% | 20.3% | 112 | 10.4% | 47.5% | 2 | 0.4% | 0.8% | 236 | 4.0% | | | |
| 2 | FISHING | 0 | 0.0% | 0.0% | 0 | 0.0% | 0.0% | 0 | 0.0% | 0.0% | 2 | 0.2% | 100.0% | 0 | 0.0% | 0.0% | 2 | 0.0% | | | |
| 3 | MINING AND QUARRYING | 13 | 0.6% | 27.1% | 19 | 1.1% | 39.6% | 0 | 0.0% | 0.0% | 11 | 1.0% | 22.9% | 5 | 1.0% | 10.4% | 48 | 0.8% | | | |
| 4 | MANUFACTURING | 517 | 23.5% | 39.0% | 399 | 24.0% | 30.1% | 100 | 23.5% | 7.5% | 223 | 20.8% | 16.8% | 87 | 17.1% | 6.6% | 1326 | 22.6% | | | |
| 5 | ELECTRICITY, GAS AND WATER SUPPLY | 1 | 0.0% | 3.8% | 6 | 0.4% | 23.1% | 0 | 0.0% | 0.0% | 14 | 1.3% | 53.8% | 5 | 1.0% | 19.2% | 26 | 0.4% | | | |
| 6 | CONSTRUCTION | 753 | 34.3% | 38.3% | 641 | 38.5% | 32.6% | 70 | 16.5% | 3.6% | 298 | 27.7% | 15.2% | 202 | 39.6% | 10.3% | 1964 | 33.5% | | | |
| 7 | WHOLESALE AND RETAIL TRADE; REPAIR OF MOTOR VEHICLES, MOTORCYCLES AND PERSONAL AND HOUSEHOLD GOODS | 339 | 15.4% | 37.0% | 201 | 12.1% | 21.9% | 111 | 26.1% | 12.1% | 182 | 16.9% | 19.9% | 83 | 16.3% | 9.1% | 916 | 15.6% | | | |
| 8 | HOTELS AND RESTAURANTS | 70 | 3.2% | 40.0% | 48 | 2.9% | 27.4% | 20 | 4.7% | 11.4% | 9 | 0.8% | 5.1% | 28 | 5.5% | 16.0% | 175 | 3.0% | | | |
| 9 | TRANSPORT, STORAGE AND COMMUNICATION | 127 | 5.8% | 31.8% | 138 | 8.3% | 34.6% | 19 | 4.5% | 4.8% | 61 | 5.7% | 15.3% | 54 | 10.6% | 13.5% | 399 | 6.8% | | | |
| 10 | FINANCIAL INTERMEDIATION | 11 | 0.5% | 37.9% | 4 | 0.2% | 13.8% | 5 | 1.2% | 17.2% | 9 | 0.8% | 31.0% | 0 | 0.0% | 0.0% | 29 | 0.5% | | | |
| 11 | REAL ESTATE, RENTING AND BUSINESS ACTIVITIES | 65 | 3.0% | 35.9% | 50 | 3.0% | 27.6% | 8 | 1.9% | 4.4% | 45 | 4.2% | 24.9% | 13 | 2.5% | 7.2% | 181 | 3.1% | | | |
| 12 | PUBLIC ADMINISTRATION AND DEFENCE, COMPULSORY SOCIAL SECURITY | 92 | 4.2% | 48.7% | 41 | 2.5% | 21.7% | 8 | 1.9% | 4.2% | 38 | 3.5% | 20.1% | 10 | 2.0% | 5.3% | 189 | 3.2% | | | |
| 13 | EDUCATION | 19 | 0.9% | 39.6% | 21 | 1.3% | 43.8% | 1 | 0.2% | 2.1% | 4 | 0.4% | 8.3% | 3 | 0.6% | 6.3% | 48 | 0.8% | | | |
| 14 | HEALTH AND SOCIAL WORK | 56 | 2.6% | 52.8% | 24 | 1.4% | 22.6% | 7 | 1.6% | 6.6% | 14 | 1.3% | 13.2% | 5 | 1.0% | 4.7% | 106 | 1.8% | | | |
| 15 | OTHER COMMUNITY, SOCIAL AND PERSONAL ACTIVITIES | 77 | 3.5% | 34.8% | 51 | 3.1% | 23.1% | 28 | 6.6% | 12.7% | 52 | 4.8% | 23.5% | 13 | 2.5% | 5.9% | 221 | 3.8% | | | |
| 16 | PRIVATE HOUSEHOLDS WITH EMPLOYED PERSONS | 0 | 0.0% | 0% | 0 | 0.0% | 0% | 0 | 0.0% | 0% | 0 | 0.0% | 0% | 0 | 0.0% | 0% | 0 | 0.0% | | | |
| 17 | OTHER INDUSTRIAL ACTIVITIES | 2 | 0.1% | 100.0% | 0 | 0.0% | 0.0% | 0 | 0.0% | 0.0% | 0 | 0.0% | 0.0% | 0 | 0.0% | 0.0% | 2 | 0.0% | | | |
| 18 | EXTRA - TERRITORIAL ORGANISATIONS AND BODIES | 2 | 0.1% | 100.0% | 0 | 0.0% | 0.0% | 0 | 0.0% | 0.0% | 0 | 0.0% | 0.0% | 0 | 0.0% | 0.0% | 2 | 0.0% | | | |
| Total Inspections of Undertakings | | 2196 | 37.4% | | | 1665 | 28.4% | | | 425 | 7.2% | | | 1074 | 18.3% | | | 510 | 8.7% | | 5870 |
| | | | (%4) | | | | (%4) | | | | (%4) | | | | (%4) | | | | (%4) | | |
| Table Notes: | | | | | | | | | | | | | | | | | | | | | |
| 1. Percentage contribution of District Inspections for the specific Economic Activity, on the total number of District Inspections. | | | | | | | | | | | | | | | | | | | | | |
| 2. Percentage contribution of District Inspections for the specific Economic Activity, on the Cyprus wide total number of Inspections of the same Economic Activity. | | | | | | | | | | | | | | | | | | | | | |
| 3. Percentage contribution of Cyprus wide Inspections for the specific Economic Activity, on the total number of Inspections. | | | | | | | | | | | | | | | | | | | | | |
| 4. Percentage contribution of District Inspections on the total number of Inspections Cyprus wide. | | | | | | | | | | | | | | | | | | | | | |

Registered undertakings for 2005

| A/A | ECONOMIC ACTIVITY SECTOR | DISTRICT | | | | | | | | | | | | | | | | | | | |
|--|--|----------|--------|---------|----------|--------|--------|-----------|--------|--------|---------|--------|--------|--------|--------|--------|-------|--------|--------|--|-------|
| | | NICOSIA | | | LIMASSOL | | | FAMAGUSTA | | | LARNACA | | | PAPHOS | | | TOTAL | | | | |
| | | Ap. | %(1) | %(2) | Ap. | %(1) | %(2) | Ap. | %(1) | %(2) | Ap. | %(1) | %(2) | Ap. | %(1) | %(2) | Ap. | %(3) | | | |
| 1 | AGRICULTURE, LIVESTOCK AND FORESTRY | 520 | 7.34% | 37.57% | 303 | 7.16% | 21.89% | 127 | 10.17% | 9.18% | 310 | 12.15% | 22.40% | 124 | 7.07% | 8.96% | 1384 | 8.20% | | | |
| 2 | FISHING | 0 | 0.00% | 0.00% | 6 | 0.14% | 50.00% | 1 | 0.08% | 8.33% | 4 | 0.16% | 33.33% | 1 | 0.06% | 8.33% | 12 | 0.07% | | | |
| 3 | MINING AND QUARRYING | 15 | 0.21% | 23.81% | 19 | 0.45% | 30.16% | 3 | 0.24% | 4.76% | 18 | 0.71% | 28.57% | 8 | 0.46% | 12.70% | 63 | 0.37% | | | |
| 4 | MANUFACTURING | 2892 | 40.82% | 48.61% | 1388 | 32.79% | 23.33% | 383 | 30.66% | 6.44% | 926 | 36.30% | 15.57% | 360 | 20.54% | 6.05% | 5949 | 35.26% | | | |
| 5 | ELECTRICITY, GAS AND WATER SUPPLY | 9 | 0.13% | 18.37% | 10 | 0.24% | 20.41% | 2 | 0.16% | 4.08% | 18 | 0.71% | 36.73% | 10 | 0.57% | 20.41% | 49 | 0.29% | | | |
| 6 | CONSTRUCTION | 1143 | 16.13% | 34.24% | 969 | 22.89% | 29.03% | 159 | 12.73% | 4.76% | 384 | 15.05% | 11.50% | 683 | 38.96% | 20.46% | 3338 | 19.79% | | | |
| 7 | WHOLESALE AND RETAIL TRADE; REPAIR OF MOTOR VEHICLES, MOTORCYCLES AND PERSONAL AND HOUSEHOLD GOODS | 1514 | 21.37% | 44.53% | 822 | 19.42% | 24.18% | 256 | 20.50% | 7.53% | 499 | 19.56% | 14.68% | 309 | 17.63% | 9.09% | 3400 | 20.15% | | | |
| 8 | HOTELS AND RESTAURANTS | 215 | 3.04% | 23.07% | 233 | 5.50% | 25.00% | 228 | 18.25% | 24.46% | 139 | 5.45% | 14.91% | 117 | 6.67% | 12.55% | 932 | 5.52% | | | |
| 9 | TRANSPORT, STORAGE AND COMMUNICATION | 119 | 1.68% | 37.07% | 107 | 2.53% | 33.33% | 14 | 1.12% | 4.36% | 64 | 2.51% | 19.94% | 17 | 0.97% | 5.30% | 321 | 1.90% | | | |
| 10 | FINANCIAL INTERMEDIATION | 47 | 0.66% | 48.45% | 27 | 0.64% | 27.84% | 3 | 0.24% | 3.09% | 12 | 0.47% | 12.37% | 8 | 0.46% | 8.25% | 97 | 0.57% | | | |
| 11 | REAL ESTATE, RENTING AND BUSINESS ACTIVITIES | 153 | 2.16% | 51.52% | 73 | 1.72% | 24.58% | 12 | 0.96% | 4.04% | 41 | 1.61% | 13.80% | 18 | 1.03% | 6.06% | 297 | 1.76% | | | |
| 12 | PUBLIC ADMINISTRATION AND DEFENCE, COMPULSORY SOCIAL SECURITY | 81 | 1.14% | 43.09% | 54 | 1.28% | 28.72% | 6 | 0.48% | 3.19% | 32 | 1.25% | 17.02% | 15 | 0.86% | 7.98% | 188 | 1.11% | | | |
| 13 | EDUCATION | 84 | 1.19% | 53.16% | 51 | 1.20% | 32.28% | 6 | 0.48% | 3.80% | 9 | 0.35% | 5.70% | 8 | 0.46% | 5.06% | 158 | 0.94% | | | |
| 14 | HEALTH AND SOCIAL WORK | 69 | 0.97% | 46.94% | 35 | 0.83% | 23.81% | 6 | 0.48% | 4.08% | 20 | 0.78% | 13.61% | 17 | 0.97% | 11.56% | 147 | 0.87% | | | |
| 15 | OTHER COMMUNITY, SOCIAL AND PERSONAL ACTIVITIES | 214 | 3.02% | 40.76% | 136 | 3.21% | 25.90% | 43 | 3.44% | 8.19% | 74 | 2.90% | 14.10% | 58 | 3.31% | 11.05% | 525 | 3.11% | | | |
| 16 | PRIVATE HOUSEHOLDS WITH EMPLOYED PERSONS | 0 | 0.00% | 0.00% | 0 | 0.00% | 0.00% | 0 | 0.00% | 0.00% | 0 | 0.00% | 0.00% | 0 | 0.00% | 0.00% | 0 | 0.00% | | | |
| 17 | OTHER INDUSTRIAL ACTIVITIES | 8 | 0.11% | 88.89% | 0 | 0.00% | 0.00% | 0 | 0.00% | 0.00% | 1 | 0.04% | 11.11% | 0 | 0.00% | 0.00% | 9 | 0.05% | | | |
| 18 | EXTRA - TERRITORIAL ORGANISATIONS AND BODIES | 1 | 0.01% | 100.00% | 0 | 0.00% | 0.00% | 0 | 0.00% | 0.00% | 0 | 0.00% | 0.00% | 0 | 0.00% | 0.00% | 1 | 0.01% | | | |
| Total No of Undertakings | | 7084 | 41.99% | | | 4233 | 25.09% | | | 1249 | 7.40% | | | 2551 | 15.12% | | | 1753 | 10.39% | | 16870 |
| | | | (%4) | | | | (%4) | | | | (%4) | | | | (%4) | | | | | | |
| <u>Table Notes:</u> | | | | | | | | | | | | | | | | | | | | | |
| 1. Percentage contribution of District Undertakings for the specific Economic Activity, on the total number of District Undertakings. | | | | | | | | | | | | | | | | | | | | | |
| 2. Percentage contribution of District Undertakings for the specific Economic Activity, on the Cyprus wide total number of Undertakings of the same Economic Activity. | | | | | | | | | | | | | | | | | | | | | |
| 3. Percentage contribution of Cyprus wide Undertakings for the specific Economic Activity, on the total number of Undertakings. | | | | | | | | | | | | | | | | | | | | | |
| 4. Percentage contribution of District Undertakings on the total number of Undertakings Cyprus wide. | | | | | | | | | | | | | | | | | | | | | |

Registered undertakings for 2006

| A/A | ECONOMIC ACTIVITY SECTOR | DISTRICT | | | | | | | | | | | | | | | | | | | |
|--|--|----------|--------|---------|----------|--------|---------|-----------|--------|--------|---------|--------|--------|--------|--------|--------|-------|--------|-------|--|-------|
| | | NICOSIA | | | LIMASSOL | | | FAMAGUSTA | | | LARNACA | | | PAPHOS | | | TOTAL | | | | |
| | | Ap. | %(1) | %(2) | Ap. | %(1) | %(2) | Ap. | %(1) | %(2) | Ap. | %(1) | %(2) | Ap. | %(1) | %(2) | Ap. | %(3) | | | |
| 1 | AGRICULTURE, LIVESTOCK AND FORESTRY | 588 | 7.85% | 36.57% | 346 | 7.40% | 21.52% | 151 | 10.66% | 9.39% | 393 | 13.22% | 24.44% | 130 | 7.52% | 8.08% | 1608 | 8.79% | | | |
| 2 | FISHING | 0 | 0.00% | 0.00% | 5 | 0.11% | 45.45% | 1 | 0.07% | 9.09% | 4 | 0.13% | 36.36% | 1 | 0.06% | 9.09% | 11 | 0.06% | | | |
| 3 | MINING AND QUARRYING | 17 | 0.23% | 26.56% | 18 | 0.38% | 28.13% | 3 | 0.21% | 4.69% | 19 | 0.64% | 29.69% | 7 | 0.40% | 10.94% | 64 | 0.35% | | | |
| 4 | MANUFACTURING | 2891 | 38.59% | 47.75% | 1422 | 30.41% | 23.48% | 399 | 28.18% | 6.59% | 975 | 32.81% | 16.10% | 368 | 21.28% | 6.08% | 6055 | 33.12% | | | |
| 5 | ELECTRICITY, GAS AND WATER SUPPLY | 7 | 0.09% | 14.89% | 11 | 0.24% | 23.40% | 2 | 0.14% | 4.26% | 17 | 0.57% | 36.17% | 10 | 0.58% | 21.28% | 47 | 0.26% | | | |
| 6 | CONSTRUCTION | 1316 | 17.57% | 34.44% | 1155 | 24.70% | 30.23% | 211 | 14.90% | 5.52% | 517 | 17.40% | 13.53% | 622 | 35.97% | 16.28% | 3821 | 20.90% | | | |
| 7 | WHOLESALE AND RETAIL TRADE; REPAIR OF MOTOR VEHICLES, MOTORCYCLES AND PERSONAL AND HOUSEHOLD GOODS | 1592 | 21.25% | 42.80% | 910 | 19.46% | 24.46% | 299 | 21.12% | 8.04% | 596 | 20.05% | 16.02% | 323 | 18.68% | 8.68% | 3720 | 20.35% | | | |
| 8 | HOTELS AND RESTAURANTS | 229 | 3.06% | 23.49% | 243 | 5.20% | 24.92% | 241 | 17.02% | 24.72% | 146 | 4.91% | 14.97% | 116 | 6.71% | 11.90% | 975 | 5.33% | | | |
| 9 | TRANSPORT, STORAGE AND COMMUNICATION | 124 | 1.66% | 34.93% | 124 | 2.65% | 34.93% | 17 | 1.20% | 4.79% | 73 | 2.46% | 20.56% | 17 | 0.98% | 4.79% | 355 | 1.94% | | | |
| 10 | FINANCIAL INTERMEDIATION | 56 | 0.75% | 44.44% | 30 | 0.64% | 23.81% | 6 | 0.42% | 4.76% | 23 | 0.77% | 18.25% | 11 | 0.64% | 8.73% | 126 | 0.69% | | | |
| 11 | REAL ESTATE, RENTING AND BUSINESS ACTIVITIES | 160 | 2.14% | 49.84% | 79 | 1.69% | 24.61% | 17 | 1.20% | 5.30% | 48 | 1.62% | 14.95% | 17 | 0.98% | 5.30% | 321 | 1.76% | | | |
| 12 | PUBLIC ADMINISTRATION AND DEFENCE, COMPULSORY SOCIAL SECURITY | 104 | 1.39% | 43.88% | 69 | 1.48% | 29.11% | 7 | 0.49% | 2.95% | 38 | 1.28% | 16.03% | 19 | 1.10% | 8.02% | 237 | 1.30% | | | |
| 13 | EDUCATION | 89 | 1.19% | 48.90% | 64 | 1.37% | 35.16% | 6 | 0.42% | 3.30% | 14 | 0.47% | 7.69% | 9 | 0.52% | 4.95% | 182 | 1.00% | | | |
| 14 | HEALTH AND SOCIAL WORK | 87 | 1.16% | 44.85% | 53 | 1.13% | 27.32% | 9 | 0.64% | 4.64% | 26 | 0.87% | 13.40% | 19 | 1.10% | 9.79% | 194 | 1.06% | | | |
| 15 | OTHER COMMUNITY, SOCIAL AND PERSONAL ACTIVITIES | 218 | 2.91% | 39.49% | 145 | 3.10% | 26.27% | 47 | 3.32% | 8.51% | 82 | 2.76% | 14.86% | 60 | 3.47% | 10.87% | 552 | 3.02% | | | |
| 16 | PRIVATE HOUSEHOLDS WITH EMPLOYED PERSONS | 0 | 0.00% | 0.00% | 2 | 0.04% | 100.00% | 0 | 0.00% | 0.00% | 0 | 0.00% | 0.00% | 0 | 0.00% | 0.00% | 2 | 0.01% | | | |
| 17 | OTHER INDUSTRIAL ACTIVITIES | 12 | 0.16% | 92.31% | 0 | 0.00% | 0.00% | 0 | 0.00% | 0.00% | 1 | 0.03% | 7.69% | 0 | 0.00% | 0.00% | 13 | 0.07% | | | |
| 18 | EXTRA - TERRITORIAL ORGANISATIONS AND BODIES | 1 | 0.01% | 100.00% | 0 | 0.00% | 0.00% | 0 | 0.00% | 0.00% | 0 | 0.00% | 0.00% | 0 | 0.00% | 0.00% | 1 | 0.01% | | | |
| Total No of Undertakings | | 7491 | 40.97% | | | 4676 | 25.57% | | | 1416 | 7.74% | | | 2972 | 16.25% | | | 1729 | 9.46% | | 18284 |
| | | | %(4) | | | | %4 | | | | %(4) | | | | %(4) | | | | | | |
| Table Notes: | | | | | | | | | | | | | | | | | | | | | |
| 1. Percentage contribution of District Undertakings for the specific Economic Activity, on the total number of District Undertakings. | | | | | | | | | | | | | | | | | | | | | |
| 2. Percentage contribution of District Undertakings for the specific Economic Activity, on the Cyprus wide total number of Undertakings of the same Economic Activity. | | | | | | | | | | | | | | | | | | | | | |
| 3. Percentage contribution of Cyprus wide Undertakings for the specific Economic Activity, on the total number of Undertakings. | | | | | | | | | | | | | | | | | | | | | |

Registered undertakings for 2007

| A/A | ECONOMIC ACTIVITY SECTOR | DISTRICT | | | | | | | | | | | | | | | | | | | |
|--|--|----------|--------|---------|----------|--------|--------|-----------|-------|--------|---------|--------|--------|--------|--------|--------|-------|--------|-------|--|-------|
| | | NICOSIA | | | LIMASSOL | | | FAMAGUSTA | | | LARNACA | | | PAPHOS | | | TOTAL | | | | |
| | | Ap. | %(1) | %(2) | Ap. | %(1) | %(2) | Ap. | %(1) | %(2) | Ap. | %(1) | %(2) | Ap. | %(1) | %(2) | Ap. | %(3) | | | |
| 1 | AGRICULTURE, LIVESTOCK AND FORESTRY | 607 | 7.20% | 35.07% | 368 | 4.60% | 22.41% | 168 | 1.99% | 9.71% | 435 | 5.16% | 25.13% | 133 | 1.58% | 7.68% | 1731 | 8.37% | | | |
| 2 | FISHING | 0 | 0.00% | 0.00% | 6 | 0.07% | 50.00% | 1 | 0.01% | 8.33% | 4 | 0.05% | 33.33% | 1 | 0.01% | 8.33% | 12 | 0.06% | | | |
| 3 | MINING AND QUARRYING | 17 | 0.20% | 23.61% | 21 | 0.25% | 29.17% | 3 | 0.04% | 4.17% | 22 | 0.26% | 30.56% | 9 | 0.11% | 12.50% | 72 | 0.35% | | | |
| 4 | MANUFACTURING | 3017 | 35.78% | 47.35% | 1515 | 17.97% | 23.78% | 433 | 5.14% | 6.80% | 1015 | 12.04% | 15.93% | 392 | 4.65% | 6.15% | 6372 | 30.79% | | | |
| 5 | ELECTRICITY, GAS AND WATER SUPPLY | 10 | 0.12% | 17.24% | 11 | 0.13% | 18.97% | 2 | 0.02% | 3.45% | 20 | 0.24% | 34.48% | 15 | 0.18% | 25.86% | 58 | 0.28% | | | |
| 6 | CONSTRUCTION | 1673 | 19.84% | 36.31% | 1423 | 16.88% | 30.89% | 278 | 3.30% | 6.03% | 659 | 7.82% | 14.30% | 574 | 6.81% | 12.46% | 4607 | 22.26% | | | |
| 7 | WHOLESALE AND RETAIL TRADE; REPAIR OF MOTOR VEHICLES, MOTORCYCLES AND PERSONAL AND HOUSEHOLD GOODS | 1739 | 20.63% | 42.18% | 989 | 11.73% | 23.99% | 348 | 4.13% | 8.44% | 676 | 8.02% | 16.40% | 371 | 4.40% | 9.00% | 4123 | 19.92% | | | |
| 8 | HOTELS AND RESTAURANTS | 274 | 3.25% | 24.95% | 271 | 3.21% | 24.68% | 256 | 3.04% | 23.32% | 163 | 1.93% | 14.85% | 134 | 1.59% | 12.20% | 1098 | 5.31% | | | |
| 9 | TRANSPORT, STORAGE AND COMMUNICATION | 200 | 2.37% | 31.95% | 210 | 2.49% | 33.55% | 30 | 0.36% | 4.79% | 119 | 1.41% | 19.01% | 67 | 0.79% | 10.70% | 626 | 3.03% | | | |
| 10 | FINANCIAL INTERMEDIATION | 68 | 0.81% | 43.87% | 43 | 0.51% | 27.74% | 6 | 0.07% | 3.87% | 26 | 0.31% | 16.77% | 12 | 0.14% | 7.74% | 155 | 0.75% | | | |
| 11 | REAL ESTATE, RENTING AND BUSINESS ACTIVITIES | 216 | 2.56% | 47.68% | 117 | 1.39% | 25.83% | 20 | 0.24% | 4.42% | 72 | 0.85% | 15.89% | 28 | 0.33% | 6.18% | 453 | 2.19% | | | |
| 12 | PUBLIC ADMINISTRATION AND DEFENCE, COMPULSORY SOCIAL SECURITY | 130 | 1.54% | 46.93% | 72 | 0.85% | 25.99% | 8 | 0.09% | 2.89% | 45 | 0.53% | 16.25% | 22 | 0.26% | 7.94% | 277 | 1.34% | | | |
| 13 | EDUCATION | 107 | 1.27% | 46.32% | 78 | 0.93% | 33.77% | 14 | 0.17% | 6.06% | 19 | 0.23% | 8.23% | 13 | 0.15% | 5.63% | 231 | 1.12% | | | |
| 14 | HEALTH AND SOCIAL WORK | 102 | 1.21% | 44.16% | 62 | 0.74% | 26.84% | 11 | 0.13% | 4.76% | 35 | 0.42% | 15.15% | 21 | 0.25% | 9.09% | 231 | 1.12% | | | |
| 15 | OTHER COMMUNITY, SOCIAL AND PERSONAL ACTIVITIES | 254 | 3.01% | 40.58% | 154 | 1.83% | 24.60% | 58 | 0.69% | 9.27% | 97 | 1.15% | 15.50% | 63 | 0.75% | 10.06% | 626 | 3.03% | | | |
| 16 | PRIVATE HOUSEHOLDS WITH EMPLOYED PERSONS | 1 | 0.01% | 25.00% | 3 | 0.04% | 75.00% | 0 | 0.00% | 0.00% | 0 | 0.00% | 0.00% | 0 | 0.00% | 0.00% | 4 | 0.02% | | | |
| 17 | OTHER INDUSTRIAL ACTIVITIES | 14 | 0.17% | 93.33% | 0 | 0.00% | 0.00% | 0 | 0.00% | 0.00% | 1 | 0.01% | 6.67% | 0 | 0.00% | 0.00% | 15 | 0.07% | | | |
| 18 | EXTRA - TERRITORIAL ORGANISATIONS AND BODIES | 2 | 0.02% | 100.00% | 0 | 0.00% | 0.00% | 0 | 0.00% | 0.00% | 0 | 0.00% | 0.00% | 0 | 0.00% | 0.00% | 2 | 0.01% | | | |
| Total No of Undertakings | | 8431 | 40.74% | | | 5363 | 25.92% | | | 1636 | 7.91% | | | 3408 | 16.47% | | | 1855 | 8.96% | | 20693 |
| | | | %(4) | | | | %4 | | | | %4 | | | | %(4) | | | | %(4) | | |
| Table Notes: | | | | | | | | | | | | | | | | | | | | | |
| 1. Percentage contribution of District Undertakings for the specific Economic Activity, on the total number of District Undertakings. | | | | | | | | | | | | | | | | | | | | | |
| 2. Percentage contribution of District Undertakings for the specific Economic Activity, on the Cyprus wide total number of Undertakings of the same Economic Activity. | | | | | | | | | | | | | | | | | | | | | |
| 3. Percentage contribution of Cyprus wide Undertakings for the specific Economic Activity, on the total number of Undertakings. | | | | | | | | | | | | | | | | | | | | | |
| 4. Percentage contribution of District Undertakings on the total number of Undertakings Cyprus wide. | | | | | | | | | | | | | | | | | | | | | |

Analysis of Work Accidents by Economic Activity Sector, Gender, Age, Degree of Injury & Causation for 2005

| A/A | ECONOMIC ACTIVITY SECTOR | Number of Accidents | % | GENDER | | AGE | | INJURY DEGREE | | CAUSATION | | | | |
|-----|---|---------------------|-------|--------|-------|----------|--------------|---------------|-----------|------------------------|-----------------------|----------------------|------------------------|--------------|
| | | | | Men | Women | Under 18 | 18 and above | Fatal | Non Fatal | Buildings / Structures | Machinery / Equipment | Transportation Means | Materials / Substances | Other Causes |
| 1 | AGRICULTURE, HUNTING AND FORESTRY | 49 | 2.25% | 41 | 8 | 0 | 49 | 0 | 49 | 14 | 15 | 2 | 9 | 9 |
| 2 | FORESTRY, LOGGING AND RELATED SERVICE ACTIVITIES | 5 | 0.23% | 4 | 1 | 0 | 5 | 0 | 5 | 2 | 2 | 1 | 0 | 0 |
| 3 | FISHING, OPER. OF FISH HATCH. & FISH FARMS; INC. ACT. | 2 | 0.09% | 2 | 0 | 0 | 2 | 0 | 2 | 0 | 0 | 1 | 0 | 1 |
| 4 | MINING OF COAL AND LIGNITE; EXTRACTION OF PEAT | 0 | 0.00% | 0 | 0 | 0 | 0 | 0 | 0 | 0 | 0 | 0 | 0 | 0 |
| 5 | EXTR. OF CRUDE PETROLEUM AND NATUR. GAS; INCID. ACT. | 0 | 0.00% | 0 | 0 | 0 | 0 | 0 | 0 | 0 | 0 | 0 | 0 | 0 |
| 6 | MINING OF URANIUM AND THORIUM ORES | 0 | 0.00% | 0 | 0 | 0 | 0 | 0 | 0 | 0 | 0 | 0 | 0 | 0 |
| 7 | MINING OF METAL ORES | 0 | 0.00% | 0 | 0 | 0 | 0 | 0 | 0 | 0 | 0 | 0 | 0 | 0 |
| 8 | OTHER MINING AND QUARRYING | 11 | 0.51% | 11 | 0 | 0 | 11 | 0 | 11 | 6 | 3 | 2 | 0 | 0 |
| 9 | MANUFACTURE OF FOOD PRODUCTS AND BEVERAGES | 190 | 8.74% | 142 | 48 | 1 | 189 | 0 | 190 | 57 | 70 | 16 | 40 | 7 |
| 10 | MANUFACTURE OF TOBACCO PRODUCTS | 1 | 0.05% | 0 | 1 | 0 | 1 | 0 | 1 | 0 | 1 | 0 | 0 | 0 |
| 11 | MANUFACTURE OF TEXTILES | 1 | 0.05% | 0 | 1 | 0 | 1 | 0 | 1 | 0 | 0 | 0 | 1 | 0 |
| 12 | MANUFACT. OF WEARING APPAREL, DRESS. & DYEING OF FUR | 4 | 0.18% | 2 | 2 | 0 | 4 | 0 | 4 | 1 | 2 | 0 | 1 | 0 |
| 13 | TAN. & DRESS. OF LEATHER; MAN. OF LUGGAGE & FOOTWEAR | 0 | 0.00% | 0 | 0 | 0 | 0 | 0 | 0 | 0 | 0 | 0 | 0 | 0 |
| 14 | MANUF. OF WOOD & OF PRODUCTS OF WOOD EXC. FURNITURE | 47 | 2.16% | 46 | 1 | 0 | 47 | 0 | 47 | 7 | 25 | 1 | 13 | 1 |
| 15 | MANUFACTURE OF PULP, PAPER AND PAPER PRODUCTS | 5 | 0.23% | 3 | 2 | 0 | 5 | 0 | 5 | 3 | 1 | 1 | 0 | 0 |
| 16 | PUBLISHING, PRINTING AND REPR. OF RECORD. MEDIA | 14 | 0.64% | 9 | 5 | 0 | 14 | 0 | 14 | 4 | 7 | 0 | 3 | 0 |
| 17 | MANUFACTURE OF COKE, REFINED PETROLEUM PRODUCTS ETC | 0 | 0.00% | 0 | 0 | 0 | 0 | 0 | 0 | 0 | 0 | 0 | 0 | 0 |
| 18 | MANUFACTURE OF CHEMICALS AND CHEMICAL PRODUCTS | 36 | 1.66% | 24 | 12 | 0 | 36 | 0 | 36 | 10 | 19 | 0 | 6 | 1 |
| 19 | MANUFACTURE OF RUBBER AND PLASTIC PRODUCTS | 26 | 1.20% | 25 | 1 | 0 | 26 | 0 | 26 | 4 | 10 | 2 | 10 | 0 |
| 20 | MANUFACTURE OF OTHER NON-METALLIC MINERAL PROD. | 101 | 4.64% | 101 | 0 | 0 | 101 | 2 | 99 | 15 | 28 | 12 | 45 | 1 |

| A/A | ECONOMIC ACTIVITY SECTOR | Number of Accidents | % | GENDER | | AGE | | INJURY DEGREE | | CAUSATION | | | | |
|-----|---|---------------------|--------|--------|-------|----------|--------------|---------------|-----------|------------------------|-----------------------|----------------------|------------------------|--------------|
| | | | | Men | Women | Under 18 | 18 and above | Fatal | Non Fatal | Buildings / Structures | Machinery / Equipment | Transportation Means | Materials / Substances | Other Causes |
| 21 | MANUFACTURE OF BASIC METALS | 1 | 0.05% | 1 | 0 | 0 | 1 | 0 | 1 | 0 | 1 | 0 | 0 | 0 |
| 22 | MANUF. OF FABRICATED METAL PRODUCTS, EXC. MACHIN. | 98 | 4.51% | 96 | 2 | 0 | 98 | 0 | 98 | 21 | 30 | 2 | 44 | 1 |
| 23 | MANUFACTURE OF MACHINERY AND EQUIPMENT N.E.C. | 15 | 0.69% | 15 | 0 | 0 | 15 | 0 | 15 | 6 | 3 | 0 | 6 | 0 |
| 24 | MANUFACTURE OF OFFICE MACHINERY & COMPUTERS | 1 | 0.05% | 1 | 0 | 0 | 1 | 0 | 1 | 0 | 0 | 1 | 0 | 0 |
| 25 | MANUFACTURE OF ELECTRICAL MACHINERY & APPAR. NEC | 2 | 0.09% | 2 | 0 | 0 | 2 | 0 | 2 | 0 | 0 | 0 | 1 | 1 |
| 26 | MANUFACT. OF RADIO, TELEVISION & COMMUN. EQUI. & APP. | 1 | 0.05% | 1 | 0 | 0 | 1 | 0 | 1 | 0 | 0 | 0 | 1 | 0 |
| 27 | MANUF. OF MEDICAL, PRECISION & OPTICAL INSTR., WATCH. | 0 | 0.00% | 0 | 0 | 0 | 0 | 0 | 0 | 0 | 0 | 0 | 0 | 0 |
| 28 | MANUFACTURE OF MOTOR VEHICLES, TRAILERS & SEMI-TRAIL. | 6 | 0.28% | 5 | 1 | 0 | 6 | 0 | 6 | 2 | 2 | 1 | 1 | 0 |
| 29 | MANUFACTURE OF OTHER TRANSPORT EQUIPMENT | 3 | 0.14% | 3 | 0 | 0 | 3 | 0 | 3 | 0 | 1 | 1 | 1 | 0 |
| 30 | MANUFACTURE OF FURNITURE; MANUFACTURING N.E.C. | 51 | 2.34% | 46 | 5 | 1 | 50 | 0 | 51 | 13 | 19 | 3 | 15 | 1 |
| 31 | RECYCLING | 4 | 0.18% | 4 | 0 | 0 | 4 | 0 | 4 | 0 | 1 | 1 | 2 | 0 |
| 32 | ELECTRICITY, GAS, STEAM AND HOT WATER SUPPLY | 19 | 0.87% | 17 | 2 | 0 | 19 | 0 | 19 | 10 | 4 | 2 | 3 | 0 |
| 33 | COLLECTION, PURIFICATION & DISTRIBUT. OF WATER | 9 | 0.41% | 9 | 0 | 0 | 9 | 0 | 9 | 4 | 1 | 1 | 3 | 0 |
| 34 | CONSTRUCTION | 579 | 26.62% | 569 | 10 | 3 | 576 | 6 | 573 | 241 | 116 | 28 | 182 | 12 |
| 35 | SALE, MAINT. & REPAIR OF MOTOR VEHICLES | 81 | 3.72% | 81 | 0 | 0 | 81 | 2 | 79 | 15 | 12 | 23 | 28 | 3 |
| 36 | WHOLESALE & COMMISSION TRADE, EXC. OF MOTOR VEHICLES | 99 | 4.55% | 87 | 12 | 0 | 99 | 1 | 98 | 32 | 15 | 21 | 28 | 3 |
| 37 | RETAIL TRADE, EXC. MOTOR VEH.; REPAIR OF PERS. GOODS | 112 | 5.15% | 62 | 50 | 0 | 112 | 0 | 112 | 42 | 37 | 11 | 19 | 3 |
| 38 | HOTELS AND RESTAURANTS | 262 | 12.05% | 137 | 125 | 4 | 258 | 1 | 261 | 112 | 71 | 21 | 51 | 7 |
| 39 | LAND TRANSPORT; TRANSPORT VIA PIPELINES | 30 | 1.38% | 27 | 3 | 0 | 30 | 0 | 30 | 11 | 2 | 9 | 8 | 0 |
| 40 | WATER TRANSPORT | 3 | 0.14% | 3 | 0 | 0 | 3 | 0 | 3 | 2 | 0 | 0 | 1 | 0 |

| A/A | ECONOMIC ACTIVITY SECTOR | Number of Accidents | % | GENDER | | AGE | | INJURY DEGREE | | CAUSATION | | | | |
|-----|--|---------------------|-------|-------------|------------|-----------|--------------|---------------|-------------|------------------------|-----------------------|----------------------|------------------------|--------------|
| | | | | Men | Women | Under 18 | 18 and above | Fatal | Non Fatal | Buildings / Structures | Machinery / Equipment | Transportation Means | Materials / Substances | Other Causes |
| 41 | AIR TRANSPORT | 3 | 0.14% | 2 | 1 | 0 | 3 | 0 | 3 | 0 | 2 | 1 | 0 | 0 |
| 42 | SUPPORTING & AUXILIARY TRANSP. ACTIV.; TRAVEL AGENCIES | 64 | 2.94% | 55 | 9 | 0 | 64 | 0 | 64 | 25 | 9 | 22 | 6 | 2 |
| 43 | POST AND TELECOMMUNICATIONS | 11 | 0.51% | 9 | 2 | 0 | 11 | 0 | 11 | 4 | 3 | 2 | 1 | 1 |
| 44 | FINANCIAL INTERMEDIATION, EXC. INSUR. & PENSION FUND. | 8 | 0.37% | 4 | 4 | 0 | 8 | 0 | 8 | 7 | 1 | 0 | 0 | 0 |
| 45 | INSURANCE AND PENSION FUNDING, EXC. SOCIAL SECURITY | 3 | 0.14% | 1 | 2 | 0 | 3 | 0 | 3 | 1 | 1 | 0 | 0 | 1 |
| 46 | ACTIVITIES AUXILIARY TO FINANCIAL INTERMEDIAT. | 6 | 0.28% | 4 | 2 | 0 | 6 | 0 | 6 | 3 | 0 | 3 | 0 | 0 |
| 47 | REAL ESTATE ACTIVITIES | 3 | 0.14% | 3 | 0 | 0 | 3 | 0 | 3 | 1 | 0 | 1 | 1 | 0 |
| 48 | RENTING OF MACHINERY & EQUIPM. WITHOUT OPERATOR | 4 | 0.18% | 2 | 2 | 0 | 4 | 0 | 4 | 1 | 0 | 3 | 0 | 0 |
| 49 | COMPUTER AND RELATED ACTIVITIES | 0 | 0.00% | 0 | 0 | 0 | 0 | 0 | 0 | 0 | 0 | 0 | 0 | 0 |
| 50 | RESEARCH AND DEVELOPMENT | 0 | 0.00% | 0 | 0 | 0 | 0 | 0 | 0 | 0 | 0 | 0 | 0 | 0 |
| 51 | OTHER BUSINESS ACTIVITIES | 31 | 1.43% | 17 | 14 | 0 | 31 | 0 | 31 | 12 | 2 | 11 | 5 | 1 |
| 52 | PUBLIC ADMINISTR. AND DEFENCE; COMP. SOCIAL SECURITY | 105 | 4.83% | 78 | 27 | 0 | 105 | 1 | 104 | 32 | 20 | 21 | 23 | 9 |
| 53 | EDUCATION | 14 | 0.64% | 1 | 13 | 0 | 14 | 0 | 14 | 9 | 1 | 2 | 1 | 1 |
| 54 | HEALTH AND SOCIAL WORK | 10 | 0.46% | 3 | 7 | 0 | 10 | 0 | 10 | 5 | 2 | 1 | 1 | 1 |
| 55 | SEWAGE AND REFUSE DISPOSAL, SANITATION & SIM. ACT. | 14 | 0.64% | 14 | 0 | 0 | 14 | 0 | 14 | 5 | 4 | 3 | 2 | 0 |
| 56 | ACTIVITIES OF MEMBERSHIP ORGANISATION N.E.C. | 1 | 0.05% | 1 | 0 | 0 | 1 | 0 | 1 | 0 | 1 | 0 | 0 | 0 |
| 57 | RECREATIONAL, CULTURAL AND SPORTING ACTIVITIES | 20 | 0.92% | 16 | 4 | 1 | 19 | 0 | 20 | 12 | 3 | 0 | 3 | 2 |
| 58 | OTHER SERVICE ACTIVITIES | 10 | 0.46% | 3 | 7 | 1 | 9 | 0 | 10 | 6 | 3 | 0 | 1 | 0 |
| 59 | PRIVATE HOUSEHOLDS WITH EMPLOYED PERSONS | 0 | 0.00% | 0 | 0 | 0 | 0 | 0 | 0 | 0 | 0 | 0 | 0 | 0 |
| 60 | OTHER EMPLOYED PERSONS | 0 | 0.00% | 0 | 0 | 0 | 0 | 0 | 0 | 0 | 0 | 0 | 0 | 0 |
| 61 | EXTRA - TERRITORIAL ORGANISATIONS & BODIES | 0 | 0.00% | 0 | 0 | 0 | 0 | 0 | 0 | 0 | 0 | 0 | 0 | 0 |
| | Total | 2175 | | 1789 | 386 | 11 | 2164 | 13 | 2162 | 757 | 550 | 233 | 566 | 69 |

Analysis of Work Accidents by Economic Activity Sector, Gender, Age, Degree of Injury & Causation for 2006

| A/A | ECONOMIC ACTIVITY SECTOR | Number of Accidents | % | GENDER | | AGE | | INJURY DEGREE | | CAUSATION | | | | |
|-----|---|---------------------|-------|--------|-------|----------|--------------|---------------|-----------|------------------------|-----------------------|----------------------|------------------------|--------------|
| | | | | Men | Women | Under 18 | 18 and above | Fatal | Non Fatal | Buildings / Structures | Machinery / Equipment | Transportation Means | Materials / Substances | Other Causes |
| 1 | AGRICULTURE, HUNTING AND FORESTRY | 35 | 1.66% | 27 | 8 | 0 | 35 | 0 | 35 | 16 | 7 | 2 | 6 | 4 |
| 2 | FORESTRY, LOGGING AND RELATED SERVICE ACTIVITIES | 9 | 0.43% | 7 | 2 | 0 | 9 | 1 | 8 | 2 | 2 | 1 | 2 | 2 |
| 3 | FISHING, OPER. OF FISH HATCH. & FISH FARMS; INC. ACT. | 3 | 0.14% | 3 | 0 | 0 | 3 | 0 | 3 | 1 | 1 | 1 | 0 | 0 |
| 4 | MINING OF COAL AND LIGNITE; EXTRACTION OF PEAT | 0 | 0.00% | 0 | 0 | 0 | 0 | 0 | 0 | 0 | 0 | 0 | 0 | 0 |
| 5 | EXTR. OF CRUDE PETROLEUM AND NATUR. GAS; INCID. ACT. | 0 | 0.00% | 0 | 0 | 0 | 0 | 0 | 0 | 0 | 0 | 0 | 0 | 0 |
| 6 | MINING OF URANIUM AND THORIUM ORES | 0 | 0.00% | 0 | 0 | 0 | 0 | 0 | 0 | 0 | 0 | 0 | 0 | 0 |
| 7 | MINING OF METAL ORES | 2 | 0.09% | 2 | 0 | 0 | 2 | 0 | 2 | 0 | 1 | 0 | 1 | 0 |
| 8 | OTHER MINING AND QUARRYING | 9 | 0.43% | 9 | 0 | 0 | 9 | 0 | 9 | 3 | 3 | 2 | 1 | 0 |
| 9 | MANUFACTURE OF FOOD PRODUCTS AND BEVERAGES | 163 | 7.74% | 114 | 49 | 2 | 161 | 0 | 163 | 54 | 57 | 4 | 47 | 1 |
| 10 | MANUFACTURE OF TOBACCO PRODUCTS | 0 | 0.00% | 0 | 0 | 0 | 0 | 0 | 0 | 0 | 0 | 0 | 0 | 0 |
| 11 | MANUFACTURE OF TEXTILES | 1 | 0.05% | 0 | 1 | 0 | 1 | 0 | 1 | 1 | 0 | 0 | 0 | 0 |
| 12 | MANUFACT. OF WEARING APPAREL, DRESS. & DYEING OF FUR | 1 | 0.05% | 0 | 1 | 0 | 1 | 0 | 1 | 0 | 1 | 0 | 0 | 0 |
| 13 | TAN. & DRESS. OF LEATHER; MAN. OF LUGGAGE & FOOTWEAR | 2 | 0.09% | 1 | 1 | 0 | 2 | 0 | 2 | 1 | 1 | 0 | 0 | 0 |
| 14 | MANUF. OF WOOD & OF PRODUCTS OF WOOD EXC. FURNITURE | 40 | 1.90% | 37 | 3 | 0 | 40 | 0 | 40 | 12 | 16 | 4 | 8 | 0 |
| 15 | MANUFACTURE OF PULP, PAPER AND PAPER PRODUCTS | 4 | 0.19% | 2 | 2 | 0 | 4 | 0 | 4 | 0 | 3 | 1 | 0 | 0 |
| 16 | PUBLISHING, PRINTING AND REPR. OF RECORD. MEDIA | 9 | 0.43% | 9 | 0 | 0 | 9 | 0 | 9 | 2 | 4 | 0 | 3 | 0 |
| 17 | MANUFACTURE OF COKE, REFINED PETROLEUM PRODUCTS ETC | 3 | 0.14% | 3 | 0 | 0 | 3 | 0 | 3 | 1 | 0 | 0 | 2 | 0 |
| 18 | MANUFACTURE OF CHEMICALS AND CHEMICAL PRODUCTS | 15 | 0.71% | 12 | 3 | 0 | 15 | 0 | 15 | 4 | 4 | 0 | 6 | 1 |
| 19 | MANUFACTURE OF RUBBER AND PLASTIC PRODUCTS | 29 | 1.38% | 27 | 2 | 0 | 29 | 0 | 29 | 3 | 14 | 4 | 8 | 0 |
| 20 | MANUFACTURE OF OTHER NON-METALLIC MINERAL PROD. | 87 | 4.13% | 85 | 2 | 0 | 87 | 2 | 85 | 21 | 24 | 7 | 33 | 2 |

| A/A | ECONOMIC ACTIVITY SECTOR | Number of Accidents | % | GENDER | | AGE | | INJURY DEGREE | | CAUSATION | | | | |
|-----|---|---------------------|--------|--------|-------|----------|--------------|---------------|-----------|------------------------|-----------------------|----------------------|------------------------|--------------|
| | | | | Men | Women | Under 18 | 18 and above | Fatal | Non Fatal | Buildings / Structures | Machinery / Equipment | Transportation Means | Materials / Substances | Other Causes |
| 21 | MANUFACTURE OF BASIC METALS | 2 | 0.09% | 2 | 0 | 0 | 2 | 0 | 2 | 1 | 0 | 0 | 1 | 0 |
| 22 | MANUF. OF FABRICATED METAL PRODUCTS, EXC. MACHIN. | 92 | 4.37% | 90 | 2 | 1 | 91 | 1 | 91 | 23 | 22 | 3 | 43 | 1 |
| 23 | MANUFACTURE OF MACHINERY AND EQUIPMENT N.E.C. | 18 | 0.85% | 16 | 2 | 0 | 18 | 0 | 18 | 5 | 3 | 1 | 8 | 1 |
| 24 | MANUFACTURE OF OFFICE MACHINERY & COMPUTERS | 0 | 0.00% | 0 | 0 | 0 | 0 | 0 | 0 | 0 | 0 | 0 | 0 | 0 |
| 25 | MANUFACTURE OF ELECTRICAL MACHINERY & APPAR. NEC | 1 | 0.05% | 1 | 0 | 0 | 1 | 0 | 1 | 1 | 0 | 0 | 0 | 0 |
| 26 | MANUFACT. OF RADIO, TELEVISION & COMMUN. EQUI. & APP. | 0 | 0.00% | 0 | 0 | 0 | 0 | 0 | 0 | 0 | 0 | 0 | 0 | 0 |
| 27 | MANUF. OF MEDICAL, PRECISION & OPTICAL INSTR., WATCH. | 0 | 0.00% | 0 | 0 | 0 | 0 | 0 | 0 | 0 | 0 | 0 | 0 | 0 |
| 28 | MANUFACTURE OF MOTOR VEHICLES, TRAILERS & SEMI-TRAIL. | 4 | 0.19% | 3 | 1 | 0 | 4 | 0 | 4 | 1 | 2 | 0 | 1 | 0 |
| 29 | MANUFACTURE OF OTHER TRANSPORT EQUIPMENT | 1 | 0.05% | 1 | 0 | 0 | 1 | 0 | 1 | 1 | 0 | 0 | 0 | 0 |
| 30 | MANUFACTURE OF FURNITURE; MANUFACTURING N.E.C. | 52 | 2.47% | 50 | 2 | 2 | 50 | 0 | 52 | 16 | 22 | 1 | 13 | 0 |
| 31 | RECYCLING | 1 | 0.05% | 1 | 0 | 0 | 1 | 0 | 1 | 0 | 0 | 0 | 1 | 0 |
| 32 | ELECTRICITY, GAS, STEAM AND HOT WATER SUPPLY | 13 | 0.62% | 12 | 1 | 0 | 13 | 0 | 13 | 1 | 6 | 1 | 5 | 0 |
| 33 | COLLECTION, PURIFICATION & DISTRIBUT. OF WATER | 5 | 0.24% | 5 | 0 | 0 | 5 | 0 | 5 | 1 | 1 | 1 | 2 | 0 |
| 34 | CONSTRUCTION | 543 | 25.77% | 534 | 9 | 4 | 539 | 9 | 534 | 245 | 92 | 28 | 165 | 13 |
| 35 | SALE, MAINT. & REPAIR OF MOTOR VEHICLES | 65 | 3.08% | 65 | 0 | 1 | 64 | 0 | 65 | 16 | 14 | 18 | 13 | 4 |
| 36 | WHOLESALE & COMMISSION TRADE, EXC. OF MOTOR VEHICLES | 91 | 4.32% | 78 | 13 | 0 | 91 | 1 | 90 | 26 | 14 | 20 | 27 | 4 |
| 37 | RETAIL TRADE, EXC. MOTOR VEH.; REPAIR OF PERS. GOODS | 133 | 6.31% | 81 | 52 | 1 | 132 | 1 | 132 | 56 | 41 | 13 | 23 | 0 |
| 38 | HOTELS AND RESTAURANTS | 332 | 15.76% | 179 | 153 | 4 | 328 | 1 | 331 | 132 | 82 | 28 | 84 | 6 |
| 39 | LAND TRANSPORT; TRANSPORT VIA PIPELINES | 25 | 1.19% | 22 | 3 | 0 | 25 | 0 | 25 | 7 | 2 | 14 | 1 | 1 |
| 40 | WATER TRANSPORT | 4 | 0.19% | 4 | 0 | 0 | 4 | 0 | 4 | 1 | 2 | 0 | 1 | 0 |

| A/A | ECONOMIC ACTIVITY SECTOR | Number of Accidents | % | GENDER | | AGE | | INJURY DEGREE | | CAUSATION | | | | |
|-----|--|---------------------|-------|-------------|------------|-----------|--------------|---------------|-------------|------------------------|-----------------------|----------------------|------------------------|--------------|
| | | | | Men | Women | Under 18 | 18 and above | Fatal | Non Fatal | Buildings / Structures | Machinery / Equipment | Transportation Means | Materials / Substances | Other Causes |
| 41 | AIR TRANSPORT | 8 | 0.38% | 3 | 5 | 0 | 8 | 0 | 8 | 5 | 1 | 2 | 0 | 0 |
| 42 | SUPPORTING & AUXILIARY TRANSP. ACTIV.; TRAVEL AGENCIES | 49 | 2.33% | 46 | 3 | 0 | 49 | 0 | 49 | 18 | 14 | 13 | 2 | 2 |
| 43 | POST AND TELECOMMUNICATIONS | 8 | 0.38% | 6 | 2 | 0 | 8 | 0 | 8 | 3 | 0 | 4 | 1 | 0 |
| 44 | FINANCIAL INTERMEDIATION, EXC. INSUR. & PENSION FUND. | 18 | 0.85% | 4 | 14 | 0 | 18 | 0 | 18 | 9 | 5 | 3 | 1 | 0 |
| 45 | INSURANCE AND PENSION FUNDING, EXC. SOCIAL SECURITY | 3 | 0.14% | 3 | 0 | 0 | 3 | 0 | 3 | 1 | 0 | 2 | 0 | 0 |
| 46 | ACTIVITIES AUXILIARY TO FINANCIAL INTERMEDIAT. | 1 | 0.05% | 1 | 0 | 0 | 1 | 0 | 1 | 0 | 1 | 0 | 0 | 0 |
| 47 | REAL ESTATE ACTIVITIES | 2 | 0.09% | 2 | 0 | 0 | 2 | 0 | 2 | 0 | 2 | 0 | 0 | 0 |
| 48 | RENTING OF MACHINERY & EQUIPM. WITHOUT OPERATOR | 1 | 0.05% | 0 | 1 | 0 | 1 | 0 | 1 | 0 | 0 | 1 | 0 | 0 |
| 49 | COMPUTER AND RELATED ACTIVITIES | 1 | 0.05% | 0 | 1 | 0 | 1 | 0 | 1 | 0 | 1 | 0 | 0 | 0 |
| 50 | RESEARCH AND DEVELOPMENT | 1 | 0.05% | 1 | 0 | 0 | 1 | 0 | 1 | 0 | 1 | 0 | 0 | 0 |
| 51 | OTHER BUSINESS ACTIVITIES | 18 | 0.85% | 13 | 5 | 0 | 18 | 1 | 17 | 7 | 1 | 6 | 2 | 2 |
| 52 | PUBLIC ADMINSTR. AND DEFENCE; COMP. SOCIAL SECURITY | 105 | 4.98% | 89 | 16 | 0 | 105 | 0 | 105 | 43 | 19 | 14 | 24 | 5 |
| 53 | EDUCATION | 10 | 0.47% | 1 | 9 | 0 | 10 | 0 | 10 | 5 | 1 | 2 | 2 | 0 |
| 54 | HEALTH AND SOCIAL WORK | 26 | 1.23% | 5 | 21 | 0 | 26 | 0 | 26 | 9 | 3 | 1 | 7 | 6 |
| 55 | SEWAGE AND REFUSE DISPOSAL, SANITATION & SIM. ACT. | 17 | 0.81% | 16 | 1 | 0 | 17 | 0 | 17 | 6 | 4 | 7 | 0 | 0 |
| 56 | ACTIVITIES OF MEMBERSHIP ORGANISATION N.E.C. | 5 | 0.24% | 0 | 5 | 0 | 5 | 0 | 5 | 4 | 1 | 0 | 0 | 0 |
| 57 | RECREATIONAL, CULTURAL AND SPORTING ACTIVITIES | 27 | 1.28% | 20 | 7 | 1 | 26 | 1 | 26 | 13 | 6 | 1 | 1 | 6 |
| 58 | OTHER SERVICE ACTIVITIES | 12 | 0.57% | 6 | 6 | 0 | 12 | 0 | 12 | 8 | 2 | 1 | 1 | 0 |
| 59 | PRIVATE HOUSEHOLDS WITH EMPLOYED PERSONS | 1 | 0.05% | 1 | 0 | 0 | 1 | 0 | 1 | 1 | 0 | 0 | 0 | 0 |
| 60 | OTHER EMPLOYED PERSONS | 0 | 0.00% | 0 | 0 | 0 | 0 | 0 | 0 | 0 | 0 | 0 | 0 | 0 |
| 61 | EXTRA - TERRITORIAL ORGANISATIONS & BODIES | 0 | 0.00% | 0 | 0 | 0 | 0 | 0 | 0 | 0 | 0 | 0 | 0 | 0 |
| | Total | 2107 | | 1699 | 408 | 16 | 2091 | 18 | 2089 | 786 | 503 | 211 | 546 | 61 |

Analysis of Work Accidents by Economic Activity Sector, Gender, Age, Degree of Injury & Causation for 2007

| A/A | ECONOMIC ACTIVITY SECTOR | Number of Accidents | % | GENDER | | AGE | | INJURY DEGREE | | CAUSATION | | | | |
|-----|---|---------------------|-------|--------|-------|----------|--------------|---------------|-----------|------------------------|-----------------------|----------------------|------------------------|--------------|
| | | | | Men | Women | Under 18 | 18 and above | Fatal | Non Fatal | Buildings / Structures | Machinery / Equipment | Transportation Means | Materials / Substances | Other Causes |
| 1 | AGRICULTURE, HUNTING AND FORESTRY | 33 | 1.57% | 25 | 8 | 0 | 33 | 2 | 31 | 14 | 9 | 2 | 1 | 7 |
| 2 | FORESTRY, LOGGING AND RELATED SERVICE ACTIVITIES | 13 | 0.62% | 12 | 1 | 0 | 13 | 0 | 13 | 2 | 1 | 2 | 3 | 5 |
| 3 | FISHING, OPER. OF FISH HATCH. & FISH FARMS; INC. ACT. | 3 | 0.14% | 3 | 0 | 0 | 3 | 0 | 3 | 1 | 1 | 0 | 0 | 1 |
| 4 | MINING OF COAL AND LIGNITE; EXTRACTION OF PEAT | 0 | 0.00% | 0 | 0 | 0 | 0 | 0 | 0 | 0 | 0 | 0 | 0 | 0 |
| 5 | EXTR. OF CRUDE PETROLEUM AND NATUR. GAS; INCID. ACT. | 0 | 0.00% | 0 | 0 | 0 | 0 | 0 | 0 | 0 | 0 | 0 | 0 | 0 |
| 6 | MINING OF URANIUM AND THORIUM ORES | 0 | 0.00% | 0 | 0 | 0 | 0 | 0 | 0 | 0 | 0 | 0 | 0 | 0 |
| 7 | MINING OF METAL ORES | 3 | 0.14% | 3 | 0 | 0 | 3 | 0 | 3 | 2 | 1 | 0 | 0 | 0 |
| 8 | OTHER MINING AND QUARRYING | 10 | 0.48% | 10 | 0 | 0 | 10 | 1 | 9 | 2 | 4 | 3 | 1 | 0 |
| 9 | MANUFACTURE OF FOOD PRODUCTS AND BEVERAGES | 156 | 7.41% | 111 | 45 | 0 | 156 | 1 | 155 | 61 | 39 | 23 | 24 | 9 |
| 10 | MANUFACTURE OF TOBACCO PRODUCTS | 0 | 0.00% | 0 | 0 | 0 | 0 | 0 | 0 | 0 | 0 | 0 | 0 | 0 |
| 11 | MANUFACTURE OF TEXTILES | 0 | 0.00% | 0 | 0 | 0 | 0 | 0 | 0 | 0 | 0 | 0 | 0 | 0 |
| 12 | MANUFACT. OF WEARING APPAREL, DRESS. & DYEING OF FUR | 2 | 0.10% | 1 | 1 | 0 | 2 | 0 | 2 | 0 | 2 | 0 | 0 | 0 |
| 13 | TAN. & DRESS. OF LEATHER; MAN. OF LUGGAGE & FOOTWEAR | 0 | 0.00% | 0 | 0 | 0 | 0 | 0 | 0 | 0 | 0 | 0 | 0 | 0 |
| 14 | MANUF. OF WOOD & OF PRODUCTS OF WOOD EXC. FURNITURE | 50 | 2.38% | 49 | 1 | 0 | 50 | 0 | 50 | 12 | 20 | 2 | 14 | 2 |
| 15 | MANUFACTURE OF PULP, PAPER AND PAPER PRODUCTS | 8 | 0.38% | 6 | 2 | 0 | 8 | 0 | 8 | 0 | 6 | 1 | 1 | 0 |
| 16 | PUBLISHING, PRINTING AND REPR. OF RECORD. MEDIA | 5 | 0.24% | 5 | 0 | 0 | 5 | 0 | 5 | 2 | 2 | 1 | 0 | 0 |
| 17 | MANUFACTURE OF COKE, REFINED PETROLEUM PRODUCTS ETC | 1 | 0.05% | 1 | 0 | 0 | 1 | 0 | 1 | 0 | 0 | 0 | 0 | 1 |
| 18 | MANUFACTURE OF CHEMICALS AND CHEMICAL PRODUCTS | 19 | 0.90% | 13 | 6 | 0 | 19 | 0 | 19 | 12 | 6 | 0 | 1 | 0 |
| 19 | MANUFACTURE OF RUBBER AND PLASTIC PRODUCTS | 26 | 1.24% | 23 | 3 | 0 | 26 | 0 | 26 | 9 | 11 | 1 | 5 | 0 |
| 20 | MANUFACTURE OF OTHER NON-METALLIC MINERAL PROD. | 99 | 4.70% | 96 | 3 | 0 | 99 | 1 | 98 | 23 | 16 | 11 | 46 | 3 |

| A/A | ECONOMIC ACTIVITY SECTOR | Number of Accidents | % | GENDER | | AGE | | INJURY DEGREE | | CAUSATION | | | | |
|-----|---|---------------------|--------|--------|-------|----------|--------------|---------------|-----------|------------------------|-----------------------|----------------------|------------------------|--------------|
| | | | | Men | Women | Under 18 | 18 and above | Fatal | Non Fatal | Buildings / Structures | Machinery / Equipment | Transportation Means | Materials / Substances | Other Causes |
| 21 | MANUFACTURE OF BASIC METALS | 5 | 0.24% | 5 | 0 | 0 | 5 | 0 | 5 | 2 | 1 | 0 | 2 | 0 |
| 22 | MANUF. OF FABRICATED METAL PRODUCTS, EXC. MACHIN. | 74 | 3.52% | 71 | 3 | 0 | 74 | 0 | 74 | 19 | 24 | 4 | 26 | 1 |
| 23 | MANUFACTURE OF MACHINERY AND EQUIPMENT N.E.C. | 12 | 0.57% | 12 | 0 | 0 | 12 | 0 | 12 | 3 | 3 | 0 | 6 | 0 |
| 24 | MANUFACTURE OF OFFICE MACHINERY & COMPUTERS | 0 | 0.00% | 0 | 0 | 0 | 0 | 0 | 0 | 0 | 0 | 0 | 0 | 0 |
| 25 | MANUFACTURE OF ELECTRICAL MACHINERY & APPAR. NEC | 5 | 0.24% | 5 | 0 | 0 | 5 | 0 | 5 | 1 | 2 | 0 | 2 | 0 |
| 26 | MANUFACT. OF RADIO, TELEVISION & COMMUN. EQUI. & APP. | 2 | 0.10% | 2 | 0 | 0 | 2 | 0 | 2 | 2 | 0 | 0 | 0 | 0 |
| 27 | MANUF. OF MEDICAL, PRECISION & OPTICAL INSTR., WATCH. | 1 | 0.05% | 1 | 0 | 0 | 1 | 0 | 1 | 0 | 1 | 0 | 0 | 0 |
| 28 | MANUFACTURE OF MOTOR VEHICLES, TRAILERS & SEMI-TRAIL. | 0 | 0.00% | 0 | 0 | 0 | 0 | 0 | 0 | 0 | 0 | 0 | 0 | 0 |
| 29 | MANUFACTURE OF OTHER TRANSPORT EQUIPMENT | 8 | 0.38% | 8 | 0 | 0 | 8 | 0 | 8 | 4 | 0 | 3 | 1 | 0 |
| 30 | MANUFACTURE OF FURNITURE; MANUFACTURING N.E.C. | 48 | 2.28% | 44 | 4 | 0 | 48 | 0 | 48 | 12 | 26 | 2 | 8 | 0 |
| 31 | RECYCLING | 0 | 0.00% | 0 | 0 | 0 | 0 | 0 | 0 | 0 | 0 | 0 | 0 | 0 |
| 32 | ELECTRICITY, GAS, STEAM AND HOT WATER SUPPLY | 19 | 0.90% | 19 | 0 | 0 | 19 | 0 | 19 | 7 | 8 | 1 | 3 | 0 |
| 33 | COLLECTION, PURIFICATION & DISTRIBUT. OF WATER | 5 | 0.24% | 5 | 0 | 0 | 5 | 0 | 5 | 3 | 1 | 0 | 1 | 0 |
| 34 | CONSTRUCTION | 563 | 26.75% | 554 | 9 | 0 | 563 | 4 | 559 | 253 | 109 | 20 | 175 | 6 |
| 35 | SALE, MAINT. & REPAIR OF MOTOR VEHICLES | 62 | 2.95% | 60 | 2 | 1 | 61 | 1 | 61 | 15 | 15 | 9 | 20 | 3 |
| 36 | WHOLESALE & COMMISSION TRADE, EXC. OF MOTOR VEHICLES | 69 | 3.28% | 55 | 14 | 1 | 68 | 0 | 69 | 24 | 13 | 13 | 19 | 0 |
| 37 | RETAIL TRADE, EXC. MOTOR VEH.; REPAIR OF PERS. GOODS | 145 | 6.89% | 76 | 69 | 1 | 144 | 1 | 144 | 37 | 60 | 5 | 39 | 4 |
| 38 | HOTELS AND RESTAURANTS | 328 | 15.58% | 170 | 158 | 5 | 323 | 1 | 327 | 139 | 63 | 19 | 97 | 10 |
| 39 | LAND TRANSPORT; TRANSPORT VIA PIPELINES | 42 | 2.00% | 36 | 6 | 0 | 42 | 2 | 40 | 11 | 1 | 19 | 9 | 2 |
| 40 | WATER TRANSPORT | 2 | 0.10% | 2 | 0 | 0 | 2 | 0 | 2 | 1 | 1 | 0 | 0 | 0 |

| A/A | ECONOMIC ACTIVITY SECTOR | Number of Accidents | % | GENDER | | AGE | | INJURY DEGREE | | CAUSATION | | | | |
|-----|--|---------------------|-------|-------------|------------|----------|--------------|---------------|-------------|------------------------|-----------------------|----------------------|------------------------|--------------|
| | | | | Men | Women | Under 18 | 18 and above | Fatal | Non Fatal | Buildings / Structures | Machinery / Equipment | Transportation Means | Materials / Substances | Other Causes |
| 41 | AIR TRANSPORT | 5 | 0.24% | 1 | 4 | 0 | 5 | 0 | 5 | 2 | 0 | 3 | 0 | 0 |
| 42 | SUPPORTING & AUXILIARY TRANSP. ACTIV.; TRAVEL AGENCIES | 50 | 2.38% | 41 | 9 | 0 | 50 | 0 | 50 | 12 | 11 | 8 | 19 | 0 |
| 43 | POST AND TELECOMMUNICATIONS | 15 | 0.71% | 10 | 5 | 0 | 15 | 0 | 15 | 2 | 1 | 9 | 3 | 0 |
| 44 | FINANCIAL INTERMEDIATION, EXC. INSUR. & PENSION FUND. | 19 | 0.90% | 6 | 13 | 0 | 19 | 0 | 19 | 13 | 2 | 1 | 3 | 0 |
| 45 | INSURANCE AND PENSION FUNDING, EXC. SOCIAL SECURITY | 1 | 0.05% | 0 | 1 | 0 | 1 | 0 | 1 | 1 | 0 | 0 | 0 | 0 |
| 46 | ACTIVITIES AUXILIARY TO FINANCIAL INTERMEDIAT. | 1 | 0.05% | 1 | 0 | 0 | 1 | 0 | 1 | 1 | 0 | 0 | 0 | 0 |
| 47 | REAL ESTATE ACTIVITIES | 5 | 0.24% | 3 | 2 | 0 | 5 | 0 | 5 | 3 | 0 | 1 | 1 | 0 |
| 48 | RENTING OF MACHINERY & EQUIPM. WITHOUT OPERATOR | 3 | 0.14% | 3 | 0 | 0 | 3 | 0 | 3 | 0 | 1 | 2 | 0 | 0 |
| 49 | COMPUTER AND RELATED ACTIVITIES | 2 | 0.10% | 0 | 2 | 0 | 2 | 0 | 2 | 0 | 0 | 2 | 0 | 0 |
| 50 | RESEARCH AND DEVELOPMENT | 0 | 0.00% | 0 | 0 | 0 | 0 | 0 | 0 | 0 | 0 | 0 | 0 | 0 |
| 51 | OTHER BUSINESS ACTIVITIES | 20 | 0.95% | 13 | 7 | 0 | 20 | 0 | 20 | 14 | 1 | 1 | 1 | 3 |
| 52 | PUBLIC ADMINSTR. AND DEFENCE; COMP. SOCIAL SECURITY | 81 | 3.85% | 67 | 14 | 0 | 81 | 1 | 80 | 27 | 15 | 13 | 20 | 6 |
| 53 | EDUCATION | 14 | 0.67% | 4 | 10 | 0 | 14 | 0 | 14 | 10 | 1 | 1 | 2 | 0 |
| 54 | HEALTH AND SOCIAL WORK | 31 | 1.47% | 7 | 24 | 0 | 31 | 0 | 31 | 14 | 4 | 2 | 2 | 9 |
| 55 | SEWAGE AND REFUSE DISPOSAL, SANITATION & SIM. ACT. | 22 | 1.05% | 21 | 1 | 0 | 22 | 0 | 22 | 5 | 3 | 5 | 9 | 0 |
| 56 | ACTIVITIES OF MEMBERSHIP ORGANISATION N.E.C. | 1 | 0.05% | 1 | 0 | 0 | 1 | 0 | 1 | 1 | 0 | 0 | 0 | 0 |
| 57 | RECREATIONAL, CULTURAL AND SPORTING ACTIVITIES | 11 | 0.52% | 5 | 6 | 0 | 11 | 0 | 11 | 4 | 1 | 0 | 3 | 3 |
| 58 | OTHER SERVICE ACTIVITIES | 6 | 0.29% | 4 | 2 | 0 | 6 | 0 | 6 | 3 | 0 | 2 | 1 | 0 |
| 59 | PRIVATE HOUSEHOLDS WITH EMPLOYED PERSONS | 0 | 0.00% | 0 | 0 | 0 | 0 | 0 | 0 | 0 | 0 | 0 | 0 | 0 |
| 60 | OTHER EMPLOYED PERSONS | 0 | 0.00% | 0 | 0 | 0 | 0 | 0 | 0 | 0 | 0 | 0 | 0 | 0 |
| 61 | EXTRA - TERRITORIAL ORGANISATIONS & BODIES | 0 | 0.00% | 0 | 0 | 0 | 0 | 0 | 0 | 0 | 0 | 0 | 0 | 0 |
| | Total | 2105 | | 1670 | 435 | 8 | 2097 | 15 | 2090 | 785 | 486 | 191 | 568 | 75 |

Frequency Index of Work Accidents by Economic Activity Sector for 2005

| No. | ECONOMIC ACTIVITY SECTOR | NUMBER OF ACCIDENTS | NUMBER OF EMPLOYED PERSONS (Note 1) | FREQUENCY INDEX (Note 2) |
|--------------|--|----------------------------|--|---------------------------------|
| 1 | AGRICULTURE, LIVESTOCK AND FORESTRY | 54 | 15061 | 358,5 |
| 2 | FISHING | 2 | 514 | 389,1 |
| 3 | MINING AND QUARRYING | 11 | 669 | 1644,2 |
| 4 | MANUFACTURING | 607 | 41231 | 1472,2 |
| 5 | ELECTRICITY, GAS AND WATER SUPPLY | 28 | 2821 | 992,6 |
| 6 | CONSTRUCTION | 579 | 40722 | 1421,8 |
| 7 | WHOLESALE AND RETAIL TRADE; REPAIR OF MOTOR VEHICLES, MOTORCYCLES AND PERSONAL AND HOUSEHOLD GOODS | 292 | 60450 | 483,0 |
| 8 | HOTELS AND RESTAURANTS | 262 | 28598 | 916,1 |
| 9 | TRANSPORT, STORAGE AND COMMUNICATION | 111 | 17505 | 634,1 |
| 10 | FINANCIAL INTERMEDIATION | 17 | 18079 | 94,0 |
| 11 | REAL ESTATE, RENTING AND BUSINESS ACTIVITIES | 38 | 24825 | 153,1 |
| 12 | PUBLIC ADMINISTRATION AND DEFENCE, COMPULSORY SOCIAL SECURITY | 105 | 24860 | 422,4 |
| 13 | EDUCATION | 14 | 22700 | 61,7 |
| 14 | HEALTH AND SOCIAL WORK | 10 | 15283 | 65,4 |
| 15 | OTHER COMMUNITY, SOCIAL AND PERSONAL ACTIVITIES | 45 | 17453 | 257,8 |
| 16 | PRIVATE HOUSEHOLDS WITH EMPLOYED PERSONS | 0 | 14317 | 0,0 |
| 17 | EXTRA - TERRITORIAL ORGANISATIONS AND BODIES | 0 | 2709 | 0,0 |
| Total | | 2175 | 347797 | 625,4 |

Table Notes:

1. Number of Employed Persons based on data of the Statistics Department,
2. Frequency Index = (Number of Accidents / Number of Employed Persons) X 100.000.

Frequency Index of Work Accidents by Economic Activity Sector for 2006

| No. | <u>ECONOMIC ACTIVITY SECTOR</u> | NUMBER OF ACCIDENTS | NUMBER OF EMPLOYED PERSONS (Note 1) | FREQUENCY INDEX (Note 2) |
|-----|--|----------------------------|--|---------------------------------|
| 1 | AGRICULTURE, LIVESTOCK AND FORESTRY | 44 | 15212 | 289,2 |
| 2 | FISHING | 3 | 780 | 384,6 |
| 3 | MINING AND QUARRYING | 11 | 713 | 1542,8 |
| 4 | MANUFACTURING | 525 | 36885 | 1423,3 |
| 5 | ELECTRICITY, GAS AND WATER SUPPLY | 18 | 2825 | 637,2 |
| 6 | CONSTRUCTION | 543 | 39319 | 1381,0 |
| 7 | WHOLESALE AND RETAIL TRADE; REPAIR OF MOTOR VEHICLES, MOTORCYCLES AND PERSONAL AND HOUSEHOLD GOODS | 289 | 64905 | 445,3 |
| 8 | HOTELS AND RESTAURANTS | 332 | 23942 | 1386,7 |
| 9 | TRANSPORT, STORAGE AND COMMUNICATION | 94 | 20373 | 461,4 |
| 10 | FINANCIAL INTERMEDIATION | 22 | 19045 | 115,5 |
| 11 | REAL ESTATE, RENTING AND BUSINESS ACTIVITIES | 23 | 27386 | 84,0 |
| 12 | PUBLIC ADMINISTRATION AND DEFENCE, COMPULSORY SOCIAL SECURITY | 105 | 29939 | 350,7 |
| 13 | EDUCATION | 10 | 24027 | 41,6 |
| 14 | HEALTH AND SOCIAL WORK | 26 | 14010 | 185,6 |
| 15 | OTHER COMMUNITY, SOCIAL AND PERSONAL ACTIVITIES | 61 | 22302 | 273,5 |
| 16 | PRIVATE HOUSEHOLDS WITH EMPLOYED PERSONS | 1 | 15422 | 6,5 |
| 17 | EXTRA - TERRITORIAL ORGANISATIONS AND BODIES | 0 | 2919 | 0,0 |
| | Total | 2107 | 360004 | 585,3 |

Table Notes:

1. Number of Employed Persons based on data of the Statistics Department,
2. Frequency Index = (Number of Accidents / Number of Employed Persons) X 100.000.

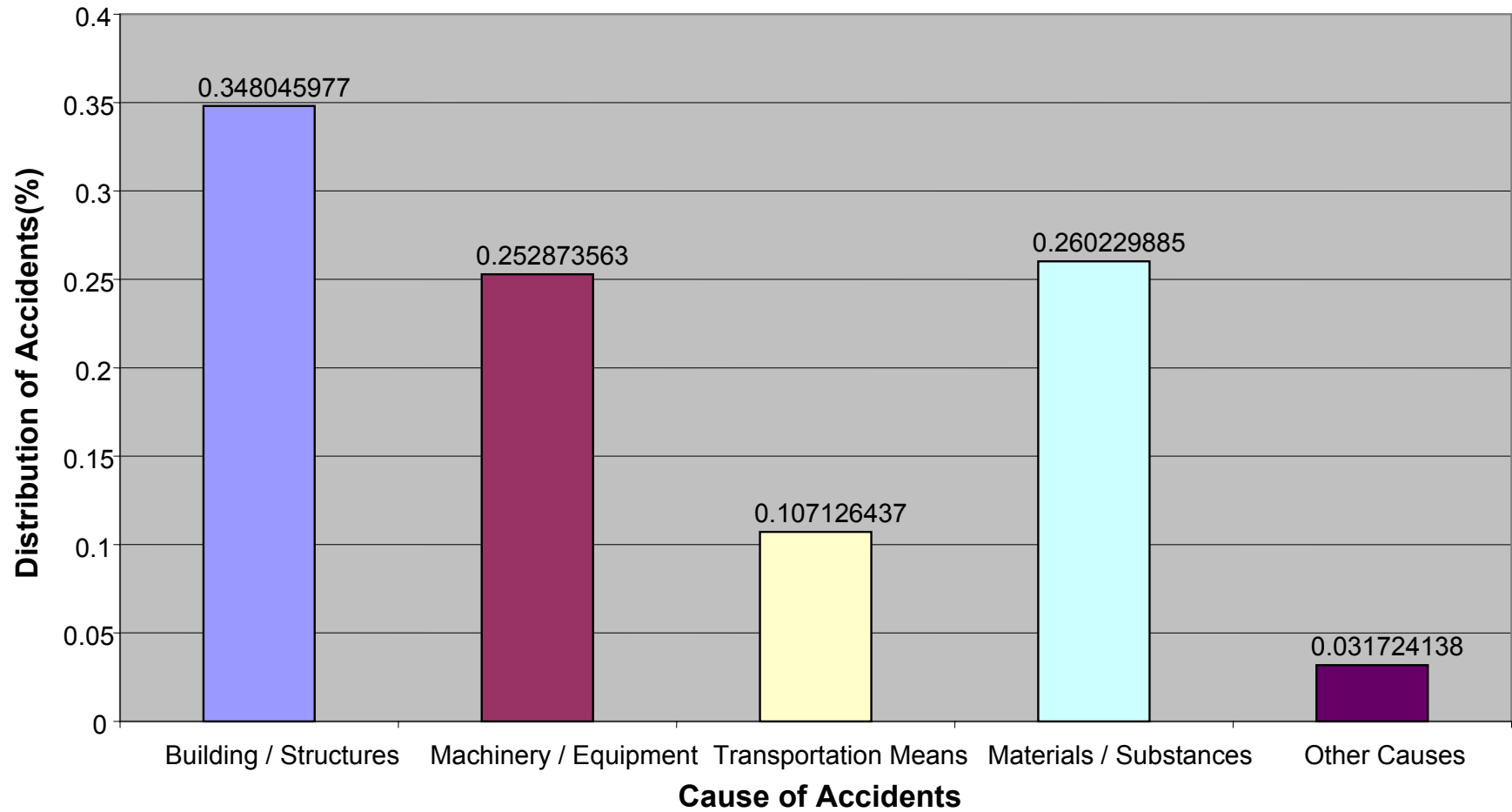
Frequency Index of Work Accidents by Economic Activity Sector for 2007

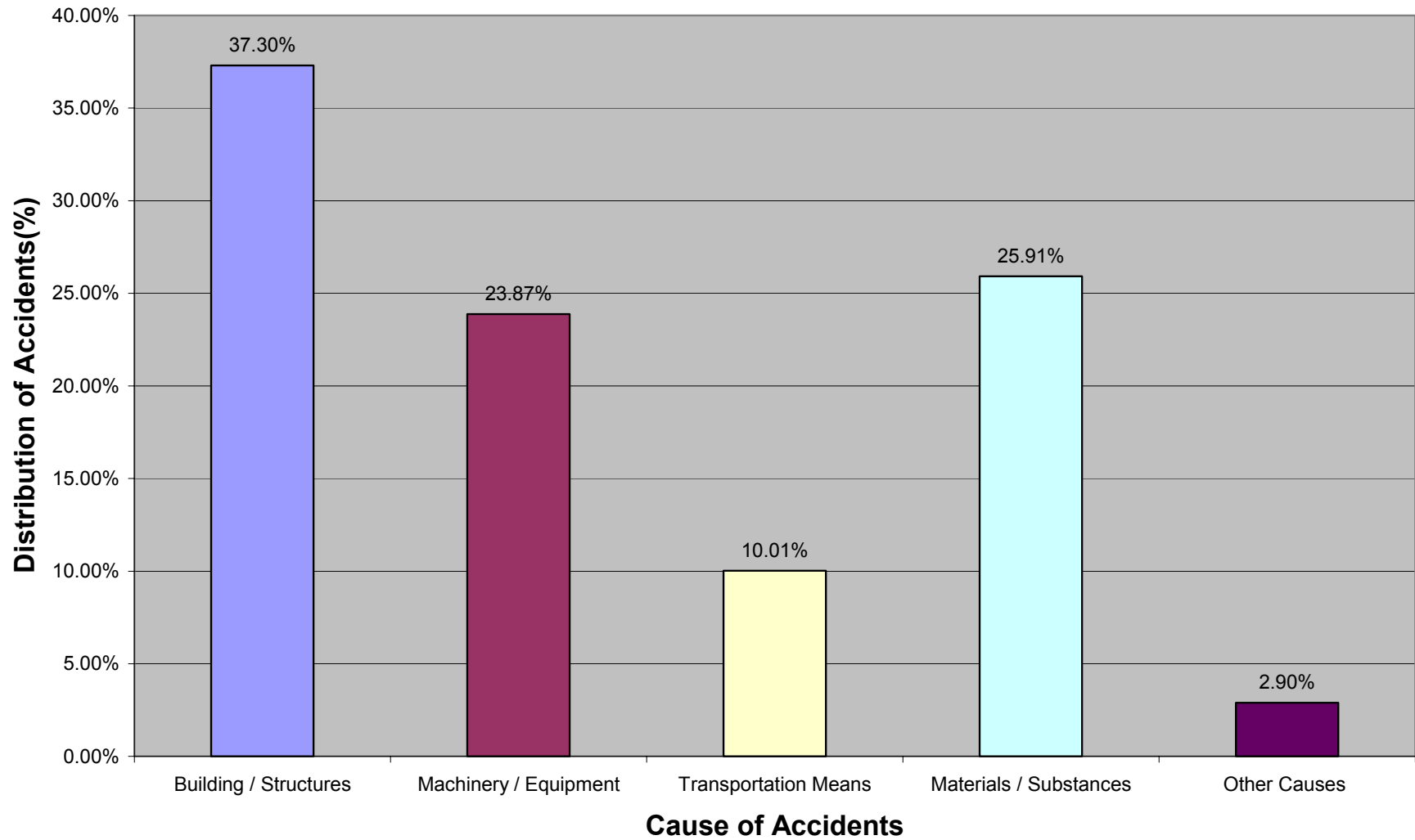
| No. | <u>ECONOMIC ACTIVITY SECTOR</u> | NUMBER OF ACCIDENTS | NUMBER OF EMPLOYED PERSONS (Note 1) | FREQUENCY INDEX (Note 2) |
|-----|--|---------------------|--|-----------------------------|
| 1 | AGRICULTURE, LIVESTOCK AND FORESTRY | 46 | 16606 | 277,0 |
| 2 | FISHING | 3 | 653 | 459,4 |
| 3 | MINING AND QUARRYING | 13 | 538 | 2416,4 |
| 4 | MANUFACTURING | 521 | 37309 | 1396,4 |
| 5 | ELECTRICITY, GAS AND WATER SUPPLY | 24 | 2628 | 913,2 |
| 6 | CONSTRUCTION | 563 | 44357 | 1269,2 |
| 7 | WHOLESALE AND RETAIL TRADE; REPAIR OF MOTOR VEHICLES, MOTORCYCLES AND PERSONAL AND HOUSEHOLD GOODS | 276 | 66727 | 413,6 |
| 8 | HOTELS AND RESTAURANTS | 328 | 26044 | 1259,4 |
| 9 | TRANSPORT, STORAGE AND COMMUNICATION | 114 | 22466 | 507,4 |
| 10 | FINANCIAL INTERMEDIATION | 21 | 17889 | 117,4 |
| 11 | REAL ESTATE, RENTING AND BUSINESS ACTIVITIES | 30 | 33024 | 90,8 |
| 12 | PUBLIC ADMINISTRATION AND DEFENCE, COMPULSORY SOCIAL SECURITY | 81 | 31534 | 256,9 |
| 13 | EDUCATION | 14 | 25575 | 54,7 |
| 14 | HEALTH AND SOCIAL WORK | 31 | 17128 | 181,0 |
| 15 | OTHER COMMUNITY, SOCIAL AND PERSONAL ACTIVITIES | 40 | 18607 | 215,0 |
| 16 | PRIVATE HOUSEHOLDS WITH EMPLOYED PERSONS | 0 | 16004 | 0,0 |
| 17 | EXTRA - TERRITORIAL ORGANISATIONS AND BODIES | 0 | 2690 | 0,0 |
| | Total | 2105 | 379779 | 554,3 |

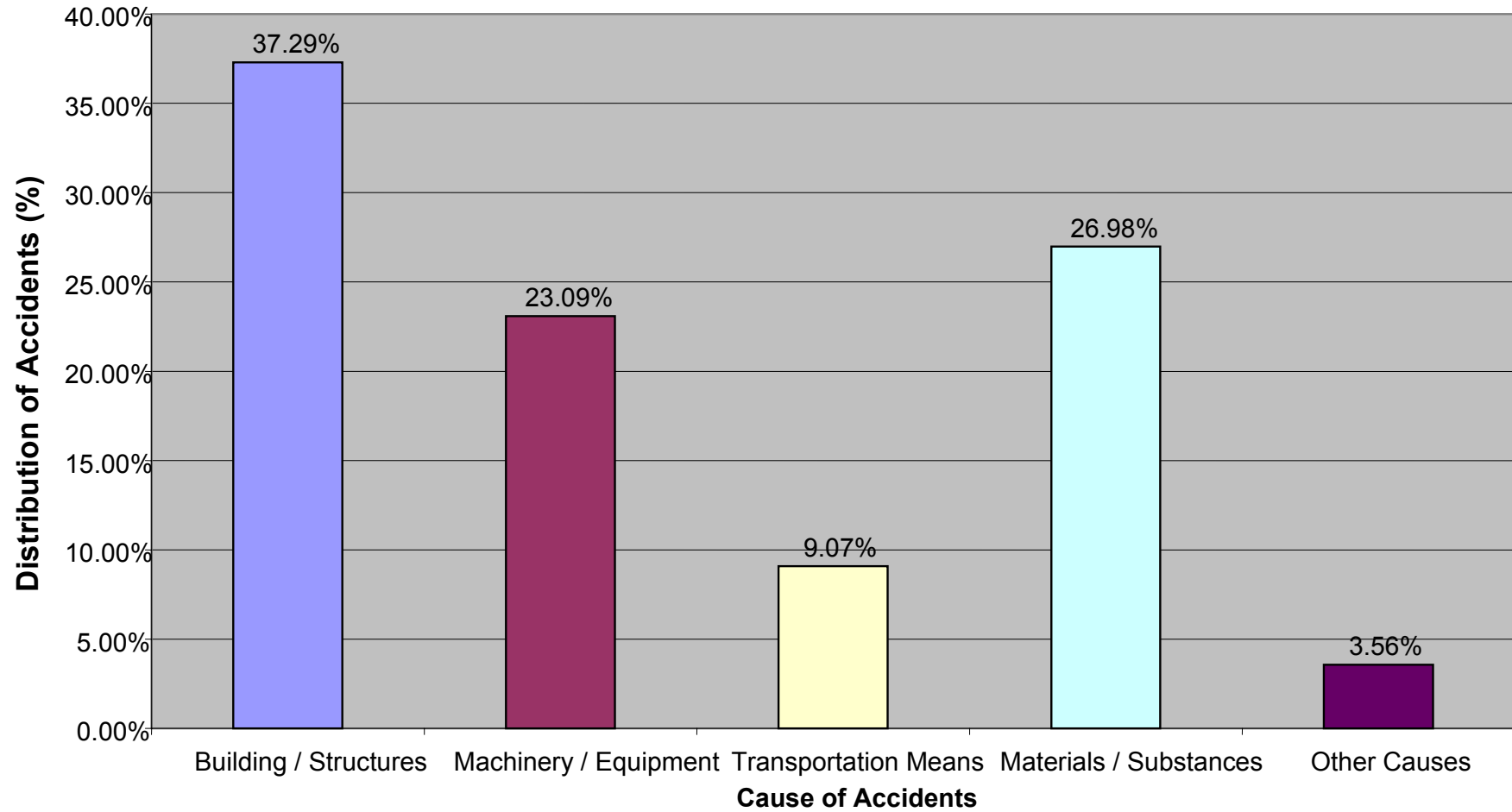
Table Notes:

1. Number of Employed Persons based on data of the Statistics Department,
2. Frequency Index = (Number of Accidents / Number of Employed Persons) X 100.000.

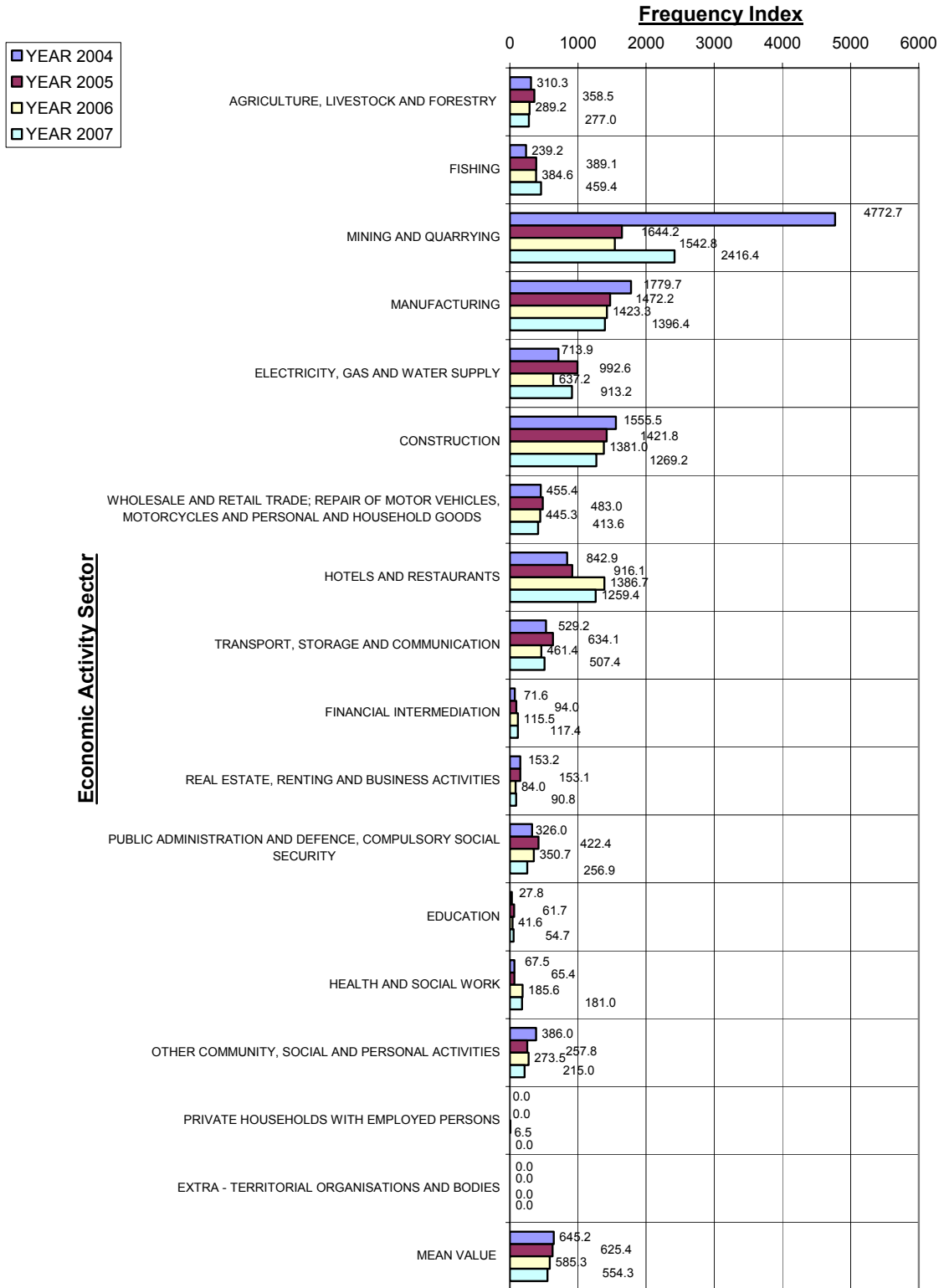
Analysis of Work Accidents by Cause for year 2005



Analysis of Work Accidents by Cause for year 2006

Analysis of Work Accidents by Cause for Year 2007

Comparison of Frequency Indexes of Work Accidents by Economic Activity Sector for the years 2004- 2007



Fines Charged for legal proceedings completed in during the reference period compared to those of 2004 and 2003

| No | Law/Regulations | Number of contraventions | | | | | Fines charged for completed legal proceedings | | | | |
|----|--|--------------------------|------|------|------|------|---|----------------------|----------------------|---------------------|-------------------------|
| | | 2003 | 2004 | 2005 | 2006 | 2007 | 2003 | 2004 | 2005 | 2006 | 2007 |
| 1 | <u>The Safety and Health at Work Law of 1996 - 2003</u> | 31 | 18 | 20 | 23 | 97 | 11.360 | <u>37.000</u> | <u>21.150</u> | <u>9.610</u> | 66.580 (€113.758,68) |
| 2 | The Buildings and Works of Engineering Construction (Safety, Health and Welfare) Regulations of 1973 | 1 | --- | --- | --- | 1 | 600 | --- | --- | --- | 1.200 (€2.050,32) |
| 3 | The Factories Law of 1957, Cap. 134 | 3 | 1 | 1 | 1 | 2 | 300 | 150 | 800 | 200 | 150 (€256,29) |
| 4 | The Maternity Protection Law of 1997 - 2002 | 2 | 2 | --- | 1 | 3 | 800 | 500 | --- | 80 | 1.250 (€2.135,75) |
| 5 | The Accidents and Occupational Diseases (Notification) Law of 1953, Cap. 176 | 5 | 1 | 13 | 1 | 8 | 640 | 120 | 1750 | 180 | 1.570 (€2.682,50) |
| 6 | The Occupational Safety and Health in Dockwork Regulations of 1991 | 1 | --- | --- | --- | --- | 1000 | --- | --- | --- | --- |
| 7 | 1) The Asbestos (Safety and Health of Persons at Work) Law of 1993 and 2000 | 3 | 1 | --- | --- | 1 | 240 | 200 | --- | --- | 120 (€205,03) |
| 8 | The Private Employment Agencies Law of 1997 and 2002 | 1 | --- | --- | --- | 8 | 100 | --- | --- | --- | 1.280 (€2.187) |
| 9 | The Management of Safety and Health Issues at Work Regulations of 2002 | --- | --- | --- | 3 | 136 | --- | --- | --- | 900 | 53.210 (€90.914,68) |
| 10 | The Atmospheric Pollution Control from Industrial Sources (Non Restrizable Processes, Equipment used in Industrial Processes and Supply of Fuel) Regulations of 1993 | 2 | --- | --- | --- | 6 | 800 | --- | --- | --- | 1.120 (€1.913,63) |
| 11 | The Safety and Health (Minimum Requirements for Temporary or Mobile Construction Sites) Regulations of 2002 | --- | --- | 5 | 22 | --- | --- | 2.500 | 2.730 | 13.105 | --- |

| | | | | | | | | | | | |
|----|---|-----------|-----------|-----------|-----------|-----------|----------------|----------------|----------------|----------------|---|
| 12 | The Control of Atmospheric Pollution (Non Licensable Installations) Regulations of 2004 | --- | --- | 1 | --- | 12 | --- | --- | --- | 200 | 12.100 (€20.674,07) |
| 14 | The Minimum Requirements for Safety and Health (Use of Personal Protective Equipment at Work) Regulations of 2001 | --- | --- | --- | 2 | 6 | --- | 250 | --- | 400 | 1.450 (€2.477,47) |
| 15 | The Minimum Requirements for Safety and Health Signs at Work Regulations of 2000 | --- | --- | --- | --- | 1 | --- | 450 | --- | --- | 150 (€256,29) |
| 16 | The Minimum Requirements for Safety and Health (Use of Work Equipment at Work) Regulations of 2001 | --- | --- | --- | 5 | 3 | --- | 500 | --- | 6300 | 520 (€888,47) |
| 17 | The Minimum Requirements for Safety and Health at the Workplace Regulations of 2002 and 2004 | --- | --- | --- | 7 | 5 | --- | --- | --- | 5250 | 580 (€990,99) |
| | Total | 49 | 28 | 39 | 65 | 97 | £15.840 | £41.670 | £26.430 | £36.225 | £141.280 (€241.391,21) |

GOVERNMENT OF THE REPUBLIC OF CYPRUS

Report

On

Article 11

The Right to Protection of Health

Of the

Revised European Social Charter

(Reference Period 01.01.2005-31.12.2007)

Article 11 – The right to protection of health

With a view to ensuring the effective exercise of the right to protection of health, the Parties undertake, either directly or in co-operation with public or private organisations, to take appropriate measures designed *inter alia*:

1. To remove as far as possible the causes of ill-health;
2. To provide advisory and educational facilities for the promotion of health and the encouragement of individual responsibility in matters of health;
3. To prevent as far as possible epidemic, endemic and other diseases, as well as accidents.

Information to be submitted

Article 11§1

1. To remove as far as possible the causes of ill-health;

1) Please describe the general public health policy and legal framework. Please specify the nature of, reasons for and extent of any reforms.

2) Please indicate the measures taken (administrative arrangements, programmes, action plans, projects, etc.) to implement the public health policy and the legal framework.

3) Please supply any relevant statistics or other information on the main health indicators and on health services and professions (for example WHO and/or Eurostat data).

Response to Question 1

Please describe the general public health policy and legal framework. Please specify the nature of, reasons for and extent of any reforms.

As a general comment / remark, the Ministry of Health is about to introduce the new National Health System which is going to be functioning under a completely new legal framework. At the moment, the legal framework of the National Health System is under study and is given the highest priority by the Ministry of Health as well as by the Government of the Republic

Besides the above, there are no any other reforms concerning the general public health policy and legal framework.

Legal framework regarding the use of illicit drugs

Laws :

- Narcotic Drugs and Psychotropic Substances Law of 1977 Care and Treatment of Drug Addicts Law of 1992
- Confiscation of Proceeds of Trafficking of Narcotic Drugs and Psychotropic Substances Law of 1992
- Crime Suppression (Controlled delivery and other Special provisions) Law of 1995
- Prevention and Suppression of Money Laundering Activities Law 1996
- Law on the Prevention of the Use and Dissemination of Drugs 2000

National Strategy :

- National Drug Strategy 2004-2008

Action Plan :

- Action Plan for Drug Demand and Drug Supply Reduction 2004-2008

The process to full integration to the EU required the adoption and implementation of the European Strategy on Drugs. Accordingly, the “Law on the Prevention of the Use and Dissemination of Narcotic Drugs and Other Addictive Substances” was enacted in 2000 (see Appendix), which provided for the establishment of the Cyprus Anti-Drugs Council (CAC). Specific regulations within the aforementioned law also provided for the creation of the Cyprus Monitoring Centre for Drugs and Drug Addiction (Reitox National Focal Point).

- The CAC lies under the jurisdiction of the Ministry of Health and is financed by this Ministry. The CAC is the supreme coordinating body in the field of addictive substances both legal and illegal, and is thus responsible for the coordination of governmental as well as non-governmental addiction services.

The Council has the following competencies and functions:

- Acts as a liaison between the Republic of Cyprus and organisations abroad regarding the exchange of information on drug-related issues (at the level of European Union, Council of Europe and United Nations)
 - Develops, monitors and evaluates the National Drugs Strategy and the National Action Plan on Drugs, aligned with the EU Drugs strategy
 - Undertakes the strategic planning of the national drug policy, and promotes, monitors and controls its implementation
 - Encourages, promotes, coordinates, monitors and evaluates drug treatment and prevention programmes in the public and private sectors (Cyprus Anti-Drugs Council, 2004)
- **Development of legislation**
 - The Narcotic Drugs and Psychotropic Substances Law of 1977 came into force on 29 June 1979 and was amended in 1983, 1992, 2000 and 2003. It defines controlled substances and contains tables categorizing them. It includes strict provisions on importing/ exporting/ manufacturing/ possessing and use and defines relevant offences and respective sentences. It gives the Council of Ministers the power to issue regulations to facilitate the implementation of its provisions, and the Minister of Health to issue Orders defining controlled substances amongst other things. Such regulations and Orders have been issued as provided.
 - Under the provisions of the Care and Treatment of Drug Addicts Law of 1992, convicted persons with an addiction may serve their sentence in detoxification/ rehabilitation centres if the Court orders them to do so. The law also provides for the treatment of addicted minors and there are provisions whereby such minor will be detained in such centres for treatment. This measure is only permitted if ordered by a Court of competent jurisdiction, following a relevant application by the guardian of the minor or by such other person who is in a position to know the circumstances of the person concerned.
 - Unfortunately there are no such treatment centres under government supervision yet available, and the operating regulations for them have not yet been issued. However, the government is now working on existing centres so this option should soon be available.
 - The Prevention and Suppression of Money Laundering Activities Law came into force in 1996, repealing and substituting the Confiscation of Proceeds of Trafficking of Narcotic Drugs and Psychotropic Substances Law of 1992, and was subsequently amended in 1997, 1998, 1999 and 2000.

- The Crime Suppression (Controlled delivery and other Special provisions) Law of 1995 entered into force in 1996 and was amended in 1998. It embodies the provisions of the Model Agreement on Mutual Cooperation and the bilateral agreements for the identification of persons involved in offences related to prohibit/ controlled substances which have been signed by the Republic of Cyprus.
- The Law on the Prevention of the Use and Dissemination of Drugs – The Establishment of the Anti-Drugs Council of 2000, was amended twice in 2002. The basic scope of this Law is to create the legal background for the implementation of the European Council Regulation 302/93. Furthermore, it provides for the establishment of the Anti-Drugs Council and contains detailed provisions on the duties and powers of this Council.

Response to Question 2

Please indicate the measures taken (administrative arrangements, programmes, action plans, projects, etc.) to implement the public health policy and the legal framework

At present, a new department has been formed within the Ministry of Health, composed by administrative as well as medical staff, aiming at implementing the National Health System. Furthermore and towards the accomplishment of that goal the Ministry of Health has recently formed strategic alliances with reputable consulting companies in an effort to get professional opinion as well as contribution towards the implementation of the National Health System.

Measures taken regarding the use of illicit drugs

The first National Drug Strategy (see Appendix) covers the period 2004-2008 and is based on the following principles:

- The conviction that considers addiction as an issue of public health
- The recognition of the importance of a global and integrated approach, incorporating all aspects relating to demand reduction, supply reduction and international cooperation, so as to guarantee the coordination of all actions and to strengthen their interrelationship
- The promotion of social regulations, values and practices that promote health and protect the population from drug use and abuse
- The provision of a wide range of prevention and treatment services, in order to respond to the different needs of the population and drug users. Actions to attract drug users to treatment services will be promoted whereas those which could make access to these services difficult, should be avoided

- The importance of controlling for the most serious consequences on health, especially those which can have an important impact on the health of the population, such as the spread of AIDS and other viruses
- The significance of decision-making process, being based on scientific evidence, as well and on the demonstrated effectiveness of the programmes and actions derived from the international experience
- The promotion of international cooperation, both in relation to the participation of Cyprus in international for a dealing with the drug phenomenon, as well as on the level of bi-lateral and multi-lateral relations. The strategy is based on the deep conviction that it should be coordinated with strategies and policies developed in the context of the United Nations and the EU

In addition to the National Strategy, an Action Plan (2004-2008, see Appendix) for Drug Demand Reduction and Drug Supply Reduction was elaborated. The section regarding Drug Demand Reduction includes actions aiming at: a) prevention of drug consumption in the general population and particularly among children and youth, b) treatment and social reintegration and c) harm reduction measures in order to reduce the risks related to drug consumption such as HIV, not only for the users but also for society in general.

The CAC has the responsibility of coordinating the appropriate Ministries and non governmental organisations for the implementation of the action plan. Currently, an evaluation of the Drug Action Plan and elaboration of the new Drug Strategy and Action Plan 2009-2012 is underway.

Response to Question 3

Please supply any relevant statistics or other information on the main health indicators and on health services and professions (for example WHO and/or Eurostat data).

There is no information regarding the supply of relevant statistics or other information on the main health indicators and on health services and professions except those that relates to the use of illicit drugs as it is stated below.

According to the findings of the National Epidemiological Research on the use of Tobacco, Alcohol and other Psychotropic Substances (CAC, 2006, see Appendix) among the general population of age range: 15-64 years, use of tobacco was as follows:

Lifetime prevalence: 48.4%

Last year prevalence: 35.6%

Last month prevalence: 34%

Smoking is much more prevalent among men than among women (lifetime use reported by 67.5% of men and by 29.5% of women). Also, the highest prevalence (all three above mentioned types) could be observed among the age group 25-34 years of age. Regarding frequency of use during the last 30 days, it is estimated that 1 in 5 tobacco users smoke 20 or more cigarettes daily (which corresponds to 12.7% of the general population).

Moreover, the use of alcohol was as follows:

Lifetime prevalence: 77.4%

Last year prevalence: 63.9%

Last month prevalence: 50.5%

As in the case of tobacco use, the percentage of alcohol consumption (all three above mentioned types of prevalence) was much higher among men than among women. As to the age group, the highest prevalence (lifetime and last year, as well as last month) of alcohol use was found among young adults 25-34 years of age (82.7%, 71.8% and 57.6%, respectively).

The Cyprus Monitoring Centre for Drugs and Drug Addiction (www.ektepn.org.cy) is responsible for the collection, analysis, study and evaluation of data and information as regards the drug use situation and drug addiction in Cyprus.

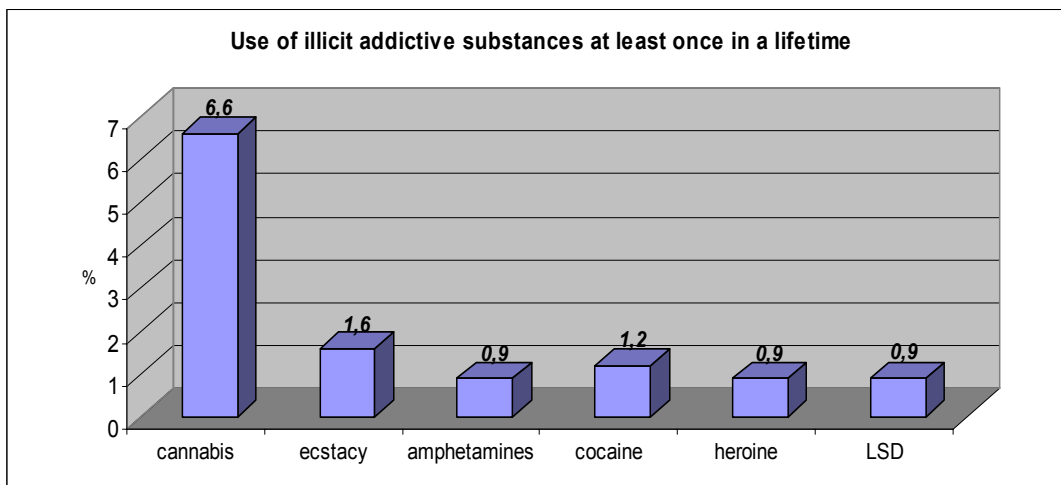
The situation as regards the drug phenomenon in Cyprus is outlined through the monitoring of the following main epidemiological indicators.

Indicator of drug use in the general population

Cannabis is the most widely used illegal substance and its lifetime prevalence significantly exceeds the respective percentage of the population reporting use of other drugs. The proportion of population reporting recent and current use of cannabis also exceeds the respective percentages for other drugs.

Compared with other European countries, Cyprus is among the countries with the lowest percentages of illicit drug use during lifetime in the general population. However, as regards current drug use (last month), especially for cocaine and ecstasy use, Cyprus is above the average compared with other EU countries.

Table 1: Illicit drug use (at least once in a lifetime)



Indicator of infectious diseases among injecting drug users

Increase is observed among intravenous drug users who are found positive for Hepatitis C. Approximately, 30% of intravenous drug users who approached treatment services in 2006, were found positive for Hepatitis C. In Cyprus, intravenous use of administration is reported by the majority of heroin users seeking treatment. Moreover, a high percentage of this population (45%) reports sharing injecting equipment, which puts them at great risk of HIV and HCV infections.

Indicator of drug-related deaths

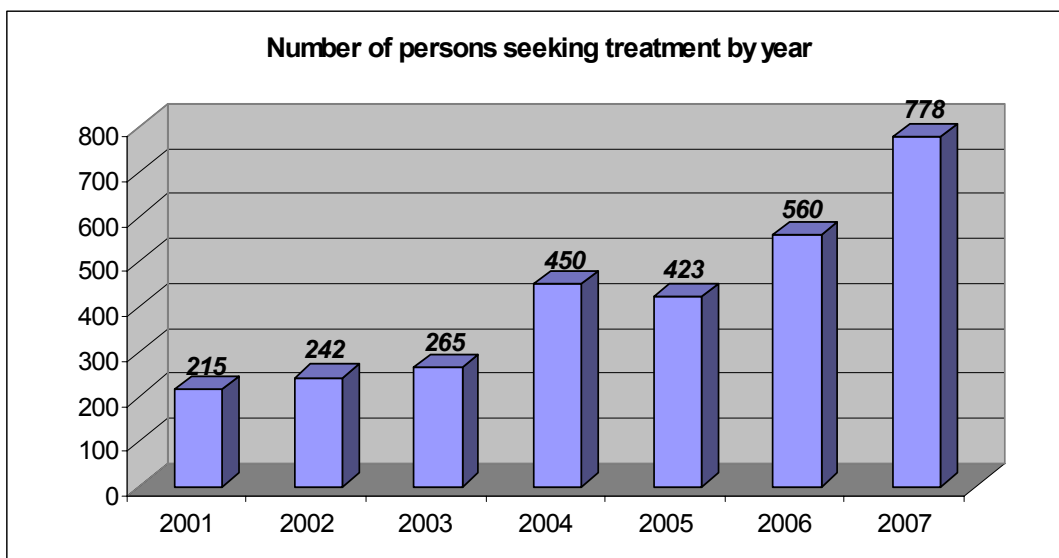
Opioids and especially heroin seems to be the main reason for the majority of drug-related deaths. In relation to previous years, an increase is observed in the percentage of deaths due to poly-substance use. The number of drug related deaths in Cyprus, (according to the country's population) overlaps the average of the European Union.

Table 2: Drug-related deaths

| | 2004 | 2005 | 2006 | 2007 |
|-----------------|------|------|------|------|
| Direct | 12 | 8 | 7 | 12 |
| Indirect | 5 | 6 | 10 | 10 |
| Total | 17 | 14 | 17 | 22 |

Indicator of drug treatment demand

Heroin continued to be the most commonly reported primary drug, among those seeking treatment. The profile of drug users who apply for treatment is: male, Greek-Cypriot, 29.5 years old, unemployed, intravenous heroin user with eight years of drug use. Table 3 shows the number of drug users that have approached treatment services, between 2001 and 2007.

Table 3: Treatment Demand

As regards drug treatment services, there are 20 treatment units located mainly in the capital Nicosia but also in Limassol, Larnaka and Pafos. Most of the drug treatment services are non-governmental organisations. Six of the current drug services are governmental and coordinated and monitored by the Mental Health Services (MHS), Ministry of Health. There are also two treatment units “STOCHOS” and “TOXOTIS” operating on a collaborative basis between the public and private sector. All treatment programmes are coordinated by the Anti-Drugs Council.

The types of treatment offered in Cyprus include counselling, motivational enhancement therapy, as well as more intensive rehabilitation treatment programmes. Treatment also includes medical treatment (detoxification) and harm reduction practices, including substitution treatment.

The services offered in the field of treatment cover not only drug dependent cases but also cases of less systematic drug use. Drug services are currently differentiated in three broad categories “outpatient treatment”, “inpatient treatment” and “counselling”.

Professionals working in treatment services consist of:

- Psychiatric nurses: They have an active role in treatment. Some of them have gained expertise as addiction counsellors
- Psychologists: The majority of treatment units are staffed by a psychologist, usually working on a full-time basis
- Psychiatrists: Some treatment settings have a psychiatrist working full time while other settings refer patients to a psychiatrist for an assessment or further psychiatric care
- Occupational therapists: This is a new profession group in Cyprus. A specific training to gain qualifications and attitudes in the field of drug treatment is considered as necessary
- Art therapist/Drama therapist/Dance therapist: Some treatment programmes are staffed by these professionals usually on a part-time basis
- Counsellors specialized in drug addiction
- Social workers: Social workers also work in this treatment field, yet the significance of their role has not been broadly established.

Article 11§2

2. To provide advisory and educational facilities for the promotion of health and the encouragement of individual responsibility in matters of health;

- 1) For States that have not accepted paragraph 1, please describe the general public health policy and legal framework. Please specify the nature of, reasons for and extent of any reforms.
- 2) Please indicate the measures taken (administrative arrangements, programmes, action plans, projects, etc.) to implement the public health policy and the legal framework.
- 3) Please supply any relevant statistics or other information, including on consultation and screening services in schools and for the rest of the population.

Response to Question 1

For States that have not accepted paragraph 1 please describe the general public health policy and legal framework. Please specify the nature of, reasons for and extend of any reforms.

School Health Services

The School Health Services were officially introduced to schools in the mid 1970's, in accordance with a decision of the Council of Ministers. The main objectives of these services include screening for specific diseases and abnormalities, immunization activities as well as health promoting activities, as described above. Medical examination consists of a Medical History taken through a Medical Questionnaire filled out by the parents and Screening for specific diseases and abnormalities every three years (1st and 4th year of Primary School and 1st and 4th year of Secondary School). Thus screening is performed to all students four times during their school career. Screening for specific medical problems is performed by the School Doctor i.e. for Heart Murmurs, Hypertension, Orthopaedic and Genitourinary abnormalities as well as screening for Growth, Orthopaedic, Vision and Hearing abnormalities by Health Visitors. Previously unknown cases are referred for further evaluation by specialists. In addition, known medical problems are followed up, as well as children absent from school for medical reasons. Every school in Cyprus is assigned a part time Health Visitor. In 2007 90 Health Visitors spent 20% 80% of their working time in schools. This equates to –2000 students per Health Visitor, 48 Doctors spend from 10-100% of their working time on School Health. This is equivalent to 7500 students per Doctor. In 2007 after an evaluation of the School Health Services, an action plan for the improvement of SHS was developed and it is expected to be implemented in the coming years. The number of school doctors is expected to rise to 20 full time doctors and the ratio will drop to one doctor per 4500 students and 76 full time health visitors with a number of 1500 students per health visitor.

School children are a catchments population for health promotion activities. Although health education is part of the school curriculum and teachers cover a lot of health topics, School Health Services are also actively involved in health promotion activities on various topics such as smoking, nutrition, substance

abuse, exercise, oral health hygiene, health of the reproductive system, etc. These activities consist of lectures, specific health promoting programmes and use of audiovisual material. Lectures are given by School Doctors and Health Visitors on topics requested by the Health Committee of each school. More than 9,500 health education sessions are given yearly on more than 17 topics. Specific educational programmes in relation to smoking, drug abuse and HIV have been initiated in both Primary and Secondary Schools, to set up a system of focal point students whose task is to promote healthy lifestyles and attitudes towards these topics. In particular an "Anti-Smoking Educational Programme" is implemented for children of 6th class of Primary School, the Education Programme "Growing from Childhood to Adolescence" is implemented for the 1st year children of Gymnasium, the "Anti HIV/AIDS Educational Programmed Course" is being applied for Lyceum students."

b. European Network of Health Promoting Schools

In 1995 Cyprus started participating in the European Network of Health Promoting and since 2002 the Network has been in the dissemination phase, having 143 schools participating in the programme during the school years 2006 and 2007.

c. Prevention of Injuries

In 2002 an Advisory Committee for the prevention of childhood injuries was set at the level of the Medical and Public Health Services of the Ministry of Health. The Terms of Reference of the Committee (that has a multisectoral representation from various Ministries, Nongovernmental Organizations and Medical Professional bodies) were to assess the magnitude of the problem, make specific suggestions about the collection of data and develop a Strategic Plan for the prevention of Childhood Injuries for the years 2006-2010. This Plan was approved by the Ministerial Council in September 2005.

d. Maternal and Child Welfare Centers

Throughout the country there are public sector Maternal and Child Welfare Health Centers. By the end of 2007 there were 135 Mother and Child Welfare Centers (10 centers in the district, 26 in the rural area of Cyprus and 99 subcenters which are mainly situated in rural areas). The main objective of these centers is to offer preventive services to mother, infant and child and generally to the whole family in order to preserve and promote health and prevent illness. Children attend the clinics several times during their first year of life, gradually reducing the visits to one appointment every six months and then once a year. The health visitors meet the parents and their children at the clinics or even at their homes and carry out screening tests to assess their growth, physical, mental and social development, their vision and hearing acuity and refer them for investigation and treatment to other professionals if necessary. At these centers the children also receive all routine vaccinations.

During 2007, 90 health visitors spent 20% to 80% of their working time at these centres and they had 37,103 visits of children (0 - 6 years) while a number of 2,307 home visits were done by health visitors to families with infants or young children.

Another main task of these centres is to offer support to the parents in regards to child raising but also counselling the families on subjects such as nutrition, breast feeding, family planning, etc.

Response to Question 2

Please indicate the measures taken (administrative arrangements, programmes, action plans, projects, etc.) to implement the public health policy and the legal framework

Functions of health visitors in School Health Services

The health visitors on the basis of their specialized professional and technical skills work either as autonomous or in co-operation with other professionals in the health field for the planning, development, implementation and evaluation of all primary health care services.

The provision of services is mainly concentrated in primary health care with emphasis on providing care at home, in schools, in the working environment and generally in the community. In this framework they organize health education programmes for children, young adults, pregnant women and the general population and they conduct screening tests for the early detection of undesirable or pathological findings such as vision acuity test and hearing test, body measurements (weight and height), test for the detection of skeletal disorders (scoliomeresis).

School Health Services

The main target of this service is the prevention of illness as well as the promotion of health and well being of the students. In this field, health visitors collaborate closely with the school doctor, the school teachers and the parents and their main efforts at school in order to reach their target include the following:

- Early detection and care of students with health problems
- Ensure a healthy environment for children at school
- Health education and health counseling to promote health and prevent illness. Health education which is handled by the Health visitors is done during their daily contacts with students or other school personnel, during applied health education programs which aim at giving knowledge and promoting the adoption of healthy behavior or even changing an unhealthy behavior.
- Care for the ill or injured students or co-ordinate the care given by other professionals.
- Carry out at school, the vaccinations according to the Cyprus Ministry of Health Vaccinations Schedule.
- Prevention and investigation of communicable diseases at school.

The role of the Health Visitor at school:

1. *To carry out various screening tests in order to detect disease at an early stage or to prevent it.*

- The screening Tests which are carried out by health visitors are:
 - Test for vision acuity (1st and 4th grade Elementary Students and 1st grade Secondary school students)
 - Hearing test (1st and 4th grade Elementary Students and 1st grade Secondary school students)
 - Follow up of students normal growth. Measurement of weight and height and mark these measurements on percentile charts to give an indication of how a child compared at one particular time with other children of the same age. Also to give a longitudinal representation of the children growth (It is done for 1st and 4th graders of Elementary School and 1st graders of Secondary School).
 - Color Vision Test (it is carried out for students of 6th grade of Elementary school)
 - Scoliomeresis for early detection of deformities of the spinal cord, particularly scoliosis (5th and 6th grade students of Elementary school, all students of Gymnasium and 1st grade students of Lyceum).

2. ***Prevention and investigation of Communicable Diseases which includes:***

- Health education of the school personnel in order to be able to take the necessary measures to prevent communicable diseases.
- In case of an outbreak of a communicable disease the health visitors in co operation with the school doctor and the Department of Public Health apply the necessary measures in order to investigate the disease or prevent spreading of the disease.
- The Health Visitor co-operates with other health professional for the investigation of certain communicable disease such as viral meningitis and tuberculosis.

3. ***Vaccinations***

Vaccinations are given free of charge to students at school according to the existing Immunization Schedule of the Ministry of Health. The students as well as the parents are informed about the importance of a certain vaccine that is needed. In order to vaccinate a student at school it is necessary that the health visitor takes the written consent of parents or guardians.

4. ***Health Education***

Health education is provided by both health visitors and school doctors. The main purpose of health education is to give students the knowledge but also the skills to develop and adapt a healthy behavior. Health education is done through lectures with the active participation of students. There is a variety of subjects included, such as smoking, healthy diet, healthy lifestyle, hygienic needs of children, etc. Health education is applied to all students of Primary, Secondary (Gymnasium and Lyceum) of the schools of the public sector.

Additionally, some special educational programmes have been developed by health visitors and they are also implemented to schools. These programmes also include the active participation of students and according to international literature they more effective than lectures. The educational programmes which are currently applied by the school health services are the following:

1. Anti- Smoking Educational Program

The whole Program is actually a workshop composed of four lessons and implemented in four teaching hours. It aspires through four thematic units to achieve the growth of self esteem of the students, the development of resistance skills and claiming of rights, as well as the increase of knowledge of students about the negative consequences of smoking, the factors that lead adolescents to start smoking and the Legislation on smoking in Cyprus. The Systematic implementation of the Program to elementary schools aims to help the children develop powerful will, to acquire the ability to make healthy choices, to resist peer pressure and avoid the “sirens” that declare that they have to offer a “magic solution”.

The main objective of the method used is to help the target group of students, learn and develop healthy lifestyle through games, role-playing, group work, discussions and painting.

2. Educational Programme «Growing from childhood to adolescence»

An educational programme which is applied for the 1st grade students of Gymnasium (12-13 yrs old). It is a course of two lessons implemented in two teaching hours. The thematic units of the programme include subjects related to the physiology of growth from childhood to adolescence, the changes (physiological, emotional, psychological) observed during adolescence, health needs of an adolescent and how to care of their health.

3. Anti HIV/AIDS Educational Programmed Course for Lyceum students

For quite a few years now an anti-AIDS educational programmed course is being applied to Lyceum students. The scope of this course which is carried out by means of dialogue, games and through acting roles is:

- To offer the students some knowledge on AIDS and the sexually transmitted diseases so that:
 - They would be aware of the methods of contamination and protection and
 - They would learn about the methods by which the virus is not transmitted so that they do not have false phobias about HIV people who are HIV positive.
- The development of a healthy attitude and behaviour and the acquisition of ways of resistance through various exercises, which are carried out.
- To increase the children’s sensitivity to the consequences of AIDS.

4. Healthy Breakfasts and Mediterranean Meals

The Health Visitors in collaboration with dieticians, the school doctors, the teachers and the parents organize the preparation and serving of healthy breakfast and Mediterranean meals in Primary Schools. An educational course regarding healthy diet always precedes the actual serving of the meal.

Response to Question 3

Please supply any relevant statistics or other information, including on consultation and screening services in schools and for the rest of the population

There is no information regarding the supply of relevant statistics or other information, including on consultation and screening services in schools and for the rest of the population.

Article 11§3

| |
|--|
| 3. To prevent as far as possible epidemic, endemic and other diseases, as well as accidents. |
|--|

- 1) For States that have accepted neither paragraph 1 nor paragraph 2, please describe the general public health policy and legal framework. Please specify the nature of, reasons for and extent of any reforms.
- 2) Please indicate the measures taken (administrative arrangements, programmes, action plans, projects, etc.) to implement the public health policy and the legal framework.
- 3) Please supply any relevant statistics or other information on the percentage of smokers in the general population, trends in alcohol consumption and the rates of vaccination cover for infectious and epidemic diseases.

Response to Question 1

For States that have accepted neither paragraph 1 nor paragraph 2, please describe the general public health policy and legal framework. Please specify the nature of, reasons for and extent of any reforms.

a. Epidemiological Surveillance

Communicable diseases constitute a moderate public health problem in Cyprus (due to the high standard of living and the successful measures taken by the authorities). A Network for the Surveillance and Control of Communicable Diseases, under the Medical and Public Health Services of the Ministry of Health was established in 2003. This was done in view of the emergence of new diseases, the re-emergence of others, the drug resistance of some and the continuous movement of population among countries. The Quarantine (Public Health) Law and its Regulations were amended in 2003 and implemented in October the same year. According to these amendments the number of mandatory notified communicable diseases increased to 43. In 2004, in order to harmonise with the Decisions of the European Commission, there were new amendments of the Quarantine Law and its Regulations which were implemented in January 2005. As a result the

mandatory Notified Communicable Diseases increased to 57. Their notification is based on WHO/EU recommended Case Definitions. The same Law set the establishment of the above-mentioned Network. The collected data are entered and analysed in a relevant database, (based on EPI INFO 2002) at the level of the Medical and Public Health Services. All relevant measures are taken for personal data protection, based on relevant Council of Europe and EU Legislation. Epidemiological data are provided to WHO, to the European Surveillance Network and to other Networks at the level of EU.

In 2002, the Public Health Laboratory Services (PHLS) of England and Wales undertook a study for the development of a Public Health Laboratory infrastructure at the level of the Medical and Public Health Services, of the Ministry of Health. The study that was completed in 2004, has the aim to upgrade the Medical Microbiology Laboratory diagnostic capabilities and improve the sensitivity of the Network for the Surveillance of Communicable Diseases. A political decision is expected for the establishment of the Public Health Laboratory.

Response to Question 2

Please indicate the measures taken (administrative arrangements, programmes, action plans, projects, etc.) to implement the public health policy and the legal framework.

Immunizations

In Cyprus there is currently no direct reporting of immunization to the Medical and Public Health Services. According to the last National Immunisation Survey of 2006, 63% of routine vaccinations are carried out by the Private Sector. Immunization coverage cannot, therefore, be estimated on a regular basis thus surveys are undertaken every three years, on children aged 17-24 months, examining immunization coverage of diseases included in the Expanded Programme of Immunization. Cluster sampling is used and a major limitation is the wide confidence interval (rating up to 10). The last Survey, carried out in August 2006, found that 96,5% of the children completed all three doses of Diphtheria-Tetanus-Pertusis and Oral Poliomyelitis Vaccine and 93,2% the 3rd dose of Hepatitis B Virus. 87% of the children completed the 1st dose of Mumps-Measles-Rubella. Despite this, in view of the absence of any outbreaks of measles over the last five years, Cyprus belongs to the Measles Elimination Phase countries of EURO.

The Vaccination Scheme has recently been changed and it is expected to be implemented in September 2008. According to the new Immunisation Scheme the public sector, in addition to the other vaccines, will start giving free of charge to all children the Pneumococcal Conjugated (PCV7) and the Meningococcal Conjugated (MenC) vaccines.

The Medical and Public Health Services, in an effort to increase the coverage rate for the immunization of Measles, have started since September 2002, the monitoring of the Immunization coverage on a regular basis, through School Health Services, on all children in the 1st and 6th year of Primary Schools and since 2006 the immunization coverage of children in the 3rd year of Lyceum (17-18 yrs old). During that effort, the health visitors evaluate the vaccination cards of students of the above mentioned groups and in cases of incomplete vaccination (no vaccine or only one dose of MMR) they inform parents of the necessity to complete the vaccinations of their children. Those children could be vaccinated at school or they could visit a mother and Child Welfare Center or they could visit their own private doctor.

Response to Question 3

Please supply any relevant statistics or other information on the percentage of smokers in the general population, trends in alcohol consumption and the rates of vaccination cover for infectious and epidemic diseases.

Vaccination - According to the data collected from the last assessment of school year 2006-2007, the coverage rate for fully immunized children for Measles (2 doses of MMR),

According to the data collected from the last assessment of school year 2006-2007, the coverage rate for fully immunized children for Measles (2 doses of MMR), increased for the 6 years old children (1st year of Primary School) from 78% to 93%, for children of 11 – 12 years old (6th year of Primary School) from 84% to 95% and for children of the 3rd year of Lyceum from 79% to 91%.”

Response to the Comments of the European Committee of Social Rights

Article 11 Paragraph 1 – Removal of the causes of death

Life expectancy and principal causes of death.

In reply to the Committee which noted weaknesses in the system for registering deaths (addendum to Conclusions XV-2,pp.26-28) the report states that the Ministry of Interior, in cooperation with the Ministry of Health and other government services, is studying ways of registering deaths on the newly established Population Register . Legislation for that purpose is currently being drawn up. The Committee asks for information on the new arrangements in the text report.

Response :No change

Infant and maternal mortality

The Committee asks for up to date figures on the maternal mortality rate

Response

There is no available information

Access to health care

The Committee asks for precise and detailed information on the provisions relating to access to health care, including information on the beneficiaries, reimbursement rates and emergency arrangements

Response No available information

The previous report stated that waiting lists for hospital care had been abolished. The Committee asks for up-to-date information on the situation in the next report.

Response No available information

Health professionals and equipment

The Committee notes that the situation considered in the previous reference period has not changed and health care is still widely privatized. It wishes to know whether measures have been taken to ensure access to care for all

Response No available information

Article 11 Paragraph 2 – Advisory and educational facilities

Encouragement of individual responsibility

The Committee asks for the next report to contain up to date information on health education in schools and campaigns and other measures taken to inform and raise awareness among the public.

Response: See Report article 11 paragraph 2 Question 1

Counseling and screening

Pregnant women, children and adolescents

The Committee would like the next report to contain information on the precise functions of school doctors and health visitors

Response: See Report article 11 paragraph 2 Question 2

Rest of the population

The Committee would like up-to-date information on all screening measures

Response: No available information

Article 11 Paragraph 3. - Prevention of diseases

Reduction of environmental risks

Cyprus recognizing at an early stage the adverse impacts of air pollution on human health as well as on the sensitive ecosystems, has developed a coordinated and sustainable approach to reduce these effects of air pollution. After joining the EU on 1.5.2004, great effort was devoted in formulating a

comprehensive strategy to implement effectively the relevant Acquis Communautaire and to reduce drastically air emissions.

The Department of Labour Inspection of the Ministry of Labour and Social Insurance is the competent authority for air pollution control (emission permitting, enforcement, emission inventories, air quality monitoring) in Cyprus.

The policy of the Department of Labour Inspection in the sector of Industrial Pollution Control has, as main objective, the prevention, reduction and control of pollution, which arises from industrial installations, so that the best possible protection of the health and welfare of the citizens and the protection of the environment of the Republic is safeguarded.

The achievement of this objective is materialized through the effective implementation of specific legislation for the control of industrial pollution, on the basis of which an integrated system of prevention and control has been established that includes the licensing of industrial installations and the systematic monitoring of their operation and the monitoring of air quality.

Priority is given to the monitoring, on a systematic basis, of those industrial installations, which by the nature of their processes and location, are likely to cause higher adverse impact to the health of the public and to the environment. Already the large industrial installations have proceeded to the installation of systems for pollution reduction at the emission sources and as a result the adverse implications on the environment from their operation have been considerably reduced.

Within the framework of the process of harmonizing the Cyprus legislation to the European Union Acquis, the Department of Labour Inspection concluded the transposition into the Cyprus legislation of all relevant European Directives on issues related to the control of atmospheric pollution and monitoring of air quality. The legislation introduced is shown in Appendix I.

Furthermore, Cyprus ratified in 1991 the 1979 Geneva Convention on Long-range Transboundary Air Pollution (CLRTAP). The Department of Labour Inspection acting as the National Focal Point (NFP) for the Convention has been actively involved in the activities of the Convention and its Protocols.

Ionising Radiation

The Protection from Ionizing Radiation Law of 2002 and the Regulations issued under this Law are fully implemented by the Radiation Inspection and Control Service of the Department of Labour Inspection of the Ministry of Labour and Social Insurance, which acts as the Regulatory Authority for Radiation Protection and Nuclear Safety in Cyprus. This legislation is fully in line with the EURATOM and IAEA Basic Safety Standards (BSS) and applies for occupational, medical and public exposure, for the protection of the environment, for the shipment and illicit trafficking of radioactive materials, for radiological and nuclear emergency preparedness and response and for the security of radioactive sources.

The legislation listed below was introduced for
the prevention of the health of the general public

(a)(i) Prevention of Air Pollution :

- The Control of Atmospheric Pollution Law of 2002.
- The Control of Atmospheric Pollution (Limitation and Control of Atmospheric Pollution caused by Waste from Titanium Dioxide Industry) Regulations of 2002.
- The Control of Atmospheric Pollution (Prevention and Reduction of Atmospheric Pollution by Asbestos) Regulations of 2002.
- The Control of Atmospheric Pollution (Incineration of Waste Oils) Regulations of 2002.
- The Control of Atmospheric Pollution (Procedures for the Surveillance and Monitoring of Environments concerned by Waste from Titanium Dioxide Industry) Regulations of 2002.
- The Control of Atmospheric Pollution (Incineration of Hazardous Wastes) Regulations of 2002.
- The Control of Atmospheric Pollution (Limitation of emissions of volatile organic compounds due to the use of organic solvents in certain activities and installations) Regulations of 2003.
- The Control of Atmospheric Pollution (Incineration of Waste) Regulations of 2003.
- The Control of Atmospheric Pollution (Control of Volatile Organic Compound (VOC) Emissions resulting from the storage of petrol and its distribution from terminals to service stations) Regulations of 2003.
- Integrated Prevention and Pollution Control (IPPC) Law of 2003.
- The Control of Atmospheric Pollution (Limitation of emissions of certain pollutants into the air from large combustion plants) Regulations of 2004.
- The Control of Atmospheric Pollution (Non licensable installations) Regulations of 2004.
- The Air Quality Law (National Emission Ceilings) Regulations of 2004.
- The limitation of emissions of volatile organic compounds due to the use of organic solvents in certain paints and varnishes and vehicle refinishing products Law of 2006.
- The Air Quality Law of 2002.
- The Air Quality (Limit Values for Benzene and Carbon Monoxide in Ambient Air) Regulations of 2002.
- The Air Quality (Limit Values for Sulphur Dioxide, Nitrogen Dioxide and Nitrogen Oxides, Particulate Matter and Lead in Ambient Air) Regulations of 2002.
- The Air Quality (Ozone in Ambient Air) Regulations of 2004.
- The Air Quality (Arsenic, Cadmium, Mercury, Nickel and Polycyclic Aromatic Hydrocarbons in Ambient Air) Regulations of 2007.

Measures to combat smoking, alcoholism and drug addiction

The Committee asks for updated information on the law and practice in the fight against alcoholism and drug dependence. The Committee assesses the effectiveness of these policies on the basis of statistical data on trends in tobacco, alcohol and drug dependence.

The above remarks of the Committee have been addressed on our current report on Article 11, Paragraph 1. However, in order to summarize the “Law on the Prevention of the Use and Dissemination of Narcotic Drugs and Other Addictive Substances” was enacted in 2000 (see Appendix), which provided for the establishment of the Cyprus Anti-Drugs Council (CAC). The CAC is the supreme coordinating body in the field of addictive substances both legal and illegal, and is thus responsible for the coordination of governmental as well as non-governmental addiction services. Its main responsibility is to develop, monitor and evaluate the National Drugs Strategy and the National Action Plan on Drugs (see Appendix), aligned with the EU Drugs strategy.

Statistical data on trends in tobacco, alcohol and drug dependence are provided above, on Article 1, question 3 (relevant statistics on the main health indicators).

- Measures to combat smoking
- Legal framework:
 - The Protection of Health (Tobacco Control) Laws 2002-2004
 - The Protection of Health (Tobacco Control) Regulations 2004
 - Amendment of the law has been prepared s that
 - The advertising ban to be in line with the EU Directive 2003/33
 - The work inspectors to be included as authorized officers for the implementation of the above mentioned law.
- Cessation
 - Smoking cessation program will give the option to the smoker to have the pharmaceutical product of his choice by introducing new drug varenicline
 - - Global Youth Tobacco Survey 2006
 - Prevalence of smoking /current users (%)

| | • <u>Middle School</u> | • <u>High School</u> |
|------------------|------------------------|----------------------|
| • <u>Overall</u> | • <u>10,7</u> | • <u>29,3</u> |
| • <u>Boys</u> | • <u>13,6</u> | • <u>36,6</u> |
| • <u>Girls</u> | • <u>7,3</u> | • <u>23,1</u> |
- Source Harvard/ Cyprus Institute
-
-

GOVERNMENT OF THE REPUBLIC OF CYPRUS

**REPORT
On**

**Article 12
The Right to Social Security**

of the

Revised European Social Charter

(Reference Period 01.01.2005- 31.12.2007)

Article 12 – The right to social security

With a view to ensuring the effective exercise of the right to social security, the Parties undertake:

1. to establish or maintain a system of social security;
2. to maintain the social security system at a satisfactory level at least equal to that necessary for the ratification of the European Code of Social Security;
3. to endeavour to raise progressively the system of social security to a higher level;
4. to take steps, by the conclusion of appropriate bilateral and multilateral agreements or by other means, and subject to the conditions laid down in such agreements, in order to ensure:

a. equal treatment with their own nationals of the nationals of other Parties in respect of social security rights, including the retention of benefits arising out of social security legislation, whatever movements the persons protected may undertake between the territories of the Parties;

b. the granting, maintenance and resumption of social security rights by such means as the accumulation of insurance or employment periods completed under the legislation of each of the Parties.

Appendix to Article 12§4

The words “and subject to the conditions laid down in such agreements” in the introduction to this paragraph are taken to imply *inter alia* that with regard to benefits which are available independently of any insurance contribution, a Party may require the completion of a prescribed period of residence before granting such benefits to nationals of other Parties.

Information to be submitted

Article 12§1

- 1) Please describe the general legal framework. Please specify the nature of, reasons for and extent of any reforms.
 - 2) Please indicate the measures taken (administrative arrangements, programmes, action plans, projects, etc.) to implement the legal framework.
 - 3) Please provide pertinent figures, statistics or any other relevant information, if appropriate.
-

PARA 1: ESTABLISHMENT OR MAINTENANCE OF A SYSTEM OF SOCIAL SECURITY

1. General Legal Framework

During the period under review the following Laws were enacted and the following Regulations were issued:

A. Laws

- (i) The Social Insurance (Amendment) Law 53(I) of 2006
- (ii) The Social Insurance (Amendment) Law 161(I) of 2006

B. Regulations

- (iii) The Social Insurance (Contributions) (Amendment) Regulations of 2005, 2006, 2007
- (iv) The Social Insurance (Medical Review Boards) Regulations of 2006

----- (Copies enclosed.)

2. Measures Taken

No Change

3. Statistics Coverage

Out of the 396.700 economically active persons⁽¹⁾ in 2007, 370.000⁽²⁾ were gainfully employed in Cyprus.

The total number of persons covered by the Social Insurance Scheme was 421.352⁽³⁾. The percentage of the total number of persons protected in relation to the total number of the economically active population and the total number of gainfully employed persons was 106,21% and 114% respectively.

⁽¹⁾ Economically active population is defined as the total number of gainfully employed persons as well as Cypriots working temporarily abroad, the unemployed and members of the National Guard. The figure refers to full time equivalent number of working persons. The data is provided by the Statistical Service of the Ministry of Finance.

⁽²⁾ The figure refers to full time equivalent number of working persons. The data is provided by the Statistical Service of the Ministry of Finance.

⁽³⁾ The number of persons covered by the Scheme is the number of full contributors (instead of the number of persons who paid one weekly contributions used in the previous report). A 'full contributor' is the equivalent of a unit of 50 weekly contributions.

In **2007**, the total number of **employed** persons covered was 385.842, of which 198.769 were males and 187.073 females. The total number of **self-employed** persons was 34.482 of which 24.346 were males and 10.136 females.

In **2007** the number of **old-age** pensioners was 76.150 of which 49.983 were males and 26.167 females. The number of female beneficiaries of **widow's** pension was 26.855 and that of **invalidity** pensioners 7.046, of whom 4.607 were males and 2.439 females. The respective numbers for 2006 were 72.371 (47.988 males and 24.383 females), 26.060 and 6.939 (4.580 males and 2.359 females).

In **2007**, there were 14.681 beneficiaries of **Social Pension** (375 males and 14.306 females) while in **2006** the number was 14.886, (365 males and 14.521 females).

Child Benefit

| | <u>2005</u> | <u>2006</u> | <u>2007</u> |
|--------------------------------|----------------------|----------------------|----------------------|
| <u>Number of Beneficiaries</u> | <u>105.000</u> | <u>106.866</u> | <u>107.828</u> |
| <u>Total Benefit paid</u> | <u>CY£85.773.982</u> | <u>CY£86.279.636</u> | <u>CY£88.304.308</u> |

Mother's Allowance

| | <u>2005</u> | <u>2006</u> | <u>2007</u> |
|--------------------------------|---------------------|---------------------|---------------------|
| <u>Number of Beneficiaries</u> | <u>9.200</u> | <u>11.923</u> | <u>12.979</u> |
| <u>Total Benefit paid</u> | <u>CY£3.717.624</u> | <u>CY£5.331.233</u> | <u>CY£6.036.686</u> |

Financing of the Scheme

The maximum amount of insurable earnings of employed persons on which contributions are assessed were increased by the Social Insurance (Contributions) (Amendment) Regulations of 2004 to £465⁽¹⁾ per week or £2.015 per month as from January 2005 and by the Social Insurance (Contributions) (Amendment) Regulations of 2005 to £475 per week or £2.058 per month as from January 2006 and by the Social Insurance (Contributions) (Amendment) Regulations of 2006 to £496 per week or £2.149 per month as from January 2007 .

The occupational categories of the minimum insurable incomes on which self employed persons pay contributions were increased from 9 to 16 by the Social Insurance (Contributions) (Amendment) Regulations of 2006

The prescribed minimum insurable incomes of the various occupational categories of self-employed persons were increased by the Social Insurance (Contributions) (Amendment) Regulations of 2004 by 5,44% as from January 2005 and by the Social Insurance (Contributions) (Amendment) Regulations of 2005 by 3,14% as from January 2006 and by the Social Insurance (Contributions)

⁽¹⁾ €1 = £0,585274

(Amendment) Regulations of 2006 by 3,47% as from January 2007 (subject to the ceiling of insurable earnings).

Benefits

There have been no changes in the type of benefits granted under the Scheme.

The amount of the basic insurable earnings on which the basic benefits are assessed was increased from £73,47 to £77,47 (i.e. by 5,44%) as from 2005 and from £77,47 to £79,90 (i.e. by 3,14%) as from 2006 and from £79,90 to £82,67 (i.e. by 3,47%) as from 2007 (See Regulation 4 of the Social Insurance (Contributions) (Amendment) Regulations of 2004 and Regulation 4 of the Social Insurance (Contributions) (Amendment) Regulations of 2005, and Regulation 4 of the Social Insurance (Contributions) (Amendment) Regulations of 2006, respectively.

Revision of insurable earnings

See Financing the Scheme above

Revision of benefit rates after award

See para. 3 of Article 12 below.

Article 12§2

- 1) Please describe the general legal framework. Please specify the nature of, reasons for and extent of any reforms.
- 2) Please indicate the measures taken (administrative arrangements, programmes, action plans, projects, etc.) to implement the legal framework.
- 3) Please provide pertinent figures, statistics or any other relevant information, in particular on the extent to which the branches of social security in your country fulfils (or goes beyond or falls short of) the requirements of the European Code of Social Security.

PARA 2: MAINTENANCE OF A SOCIAL SECURITY SYSTEM AT A SATISFACTORY LEVEL AT LEAST EQUAL TO THAT REQUIRED FOR RATIFICATION OF EUROPEAN CODE OF SOCIAL SECURITY

1. General Legal Framework

No Change

2. Measures Taken to Implement Legal Framework

No Change

3. Figures and Statistics

Medical Care

No Change

Sickness benefit

The weekly amount of sickness benefit payable to the standard beneficiary whose earnings in the previous year are equal to the reference wage (which was £246,42⁽¹⁾ in October 2006) is £149,55. This amount constitutes 69,10% of the reference wage as compared with 45% required by the Revised Charter.

Unemployment benefit

The weekly amount of unemployment benefit payable to the standard beneficiary is the same as the amount of sickness benefit (para 2.2. above).

Old age pension

The amount of the weekly benefit granted to the standard beneficiary whose earnings in the previous year are equal to the reference wage (£216,42) and on the basis of an insurance of 43,25 years from 1964 to 31/12/207 is £120,81 or 55,82% of the reference wage, as against 40% provided by the Revised Charter.

The following Table gives examples of the amount of pension for insured persons with different years of insurance.

| Years of insurance | Amount of benefit for standard beneficiary (£) | Benefit as % of reference wage (£216,42) |
|---------------------------|---|---|
| 35 | 108,19 | 50,00 |
| 30 | 100,54 | 46,46 |

It should be noted that when the wife attains the pensionable age (65) she is entitled to social pension, which increases the total amount of pension for the spouses as shown in the following Table:

| Years of insurance | Amount of benefit for standard beneficiary (£) | Benefit as % of reference wage (£216,42) |
|---------------------------|---|---|
| 35 | 148,37 | 68,56 |
| 30 | 140,72 | 65,02 |

Special Allowance to Pensioners

Since 1/1/2007, according to a Council of Ministers' Decision, the Special Allowance to pensioners whose pension is less than £500 per month. was revised as shown in the following Table:

⁽¹⁾ The data is provided by the Statistical Service of the Ministry of Finance and refers to the weekly wage of the welder and flame cutter (Code 7212 (ISCO), Industry 28 (Nace Rev.1)).

Amount of special allowance (as from 1/1/2007)

| | |
|---|--|
| <u>Total monthly amount of pension without any increases for dependants</u> | <u>Monthly amount of special allowance</u> |
| <u>Between £0 and £180,38</u> | <u>£51,67</u> |
| <u>Between £180,39 and £198,39</u> | <u>£40,00</u> |
| <u>Between £198,40 and £500,00</u> | <u>£38,00</u> |
| <u>Social pension</u> | <u>£45,00</u> |
| <u>Orphans benefit</u> | <u>£54,17</u> |
| <u>Pensioners receiving simultaneously two pensions</u> | <u>£38,00</u> |
| <u>Pro-rata rate pension</u> | <u>£38,00</u> |

Benefits for Industrial Accidents and Occupational Diseases**(i) Employment injury for temporary incapacity for work**

The weekly amount of benefit for the standard beneficiary whose earnings in the previous year are equal to the reference wage is £149,55 which represents 69,10% of the reference wage as compared with 45% required by the Revised Charter.

(ii) Disablement benefit

The amount of disablement grant was increased by the same percentage as the increase of the basic insurable earnings i.e. by 5,44% in 2005 3,14% in 2006, and 3,47% in 2007.

In 2007 the amount of the grant was as follows:

| Degree of disablement | Amount £ |
|------------------------------|---------------------|
| 10% | 1.806 |
| 11% | 1.986 |
| 12% | 2.167 |
| 13% | 2.347 |
| 14% | 2.528 |
| 15% | 2.708 |
| 16% | 2.889 |
| 17% | 3.070 |
| 18% | 3.250 |
| 19% | 3.431 |

The weekly amount paid for constant help and attendance for disablement assessed at 100% was increased by the same percentage as the increase of the basic insurable earnings i.e. by 5,44% in 2005 3,14% in 2006 and 3,47% in 2007. In 2007 the weekly amount of this benefit was £26,98.

The amount of the weekly disablement pension granted to the standard beneficiary whose earnings in the previous year are equal to the reference wage

(£216,42) is £162,92. This amount constitutes 75,28% of the reference wage as against 50% provided by the Revised Charter.

(iii) Death benefit

The amount of the weekly pension granted to the standard beneficiary, where the earnings in the previous year of the late breadwinner were equal to the reference wage, is £122,55 or 56,62% of the reference wage as against 40% provided by the Revised Charter.

(iv) Orphan's benefit

No change, except that the rates of the benefit were increased as indicated in para 3 of Article 12, below.

(v) Parent's allowance

No change, except that the rates of the allowance were increased as indicated in para 3 of Article 12, below.

Maternity benefit

The weekly amount of benefit for the standard beneficiary whose earnings are equal to the reference wage is £162,32 which constitutes 75% of the reference wage as compared with 45% provided by the Revised Charter.

Invalidity benefit

The amount of the weekly pension granted to the standard beneficiary with 47 years of actual and prospective insurance after October 1980 and with earnings equal to the reference wage of £216,42 is £176,96 which constitutes 81,77% of the reference wage as against 40% provided by the Revised Charter.

Survivor's benefit

The weekly amount of the widow's pension payable to a widow whose deceased husband's earnings in the previous year were equal to the reference wage and with 47 years of actual and prospective insurance after October 1980 is £168,96 which constitutes 77,95% of the reference wage as against 40% provided by the Revised Charter.

Family Benefits

Child Benefit

Child Benefit Rates for the years 2005, 2006, 2007

| <u>Number of children in the family</u> | <u>Basic Annual Benefit</u> | | | <u>Supplementary Annual Benefit for families with annual income up to £9.000 (2005 & 2006) / £10.000 (2007)</u> | | | <u>Supplementary Annual Benefit for families with annual income in the range of £9.001-£18.000 (2005 & 2006) / £10.001-£20.000 (2007)</u> | | |
|---|-----------------------------|-----------------|-----------------|---|---------------|---------------|---|---------------|---------------|
| | <u>(CY£)</u> | | | <u>(CY£)</u> | | | <u>(CY£)</u> | | |
| | 2005 | 2006 | 2007 | 2005 | 2006 | 2007 | 2005 | 2006 | 2007 |
| <u>1 child</u> | <u>213.03</u> | <u>218.48</u> | <u>223.92</u> | <u>53.26</u> | <u>54.62</u> | <u>55.98</u> | <u>26.62</u> | <u>27.31</u> | <u>27.99</u> |
| <u>2 children</u> | <u>426.06</u> | <u>436.97</u> | <u>447.85</u> | <u>213.03</u> | <u>218.48</u> | <u>223.92</u> | <u>159.77</u> | <u>163.86</u> | <u>167.94</u> |
| <u>3 children</u> | <u>1.278.17</u> | <u>1.310.89</u> | <u>1.343.53</u> | <u>479.31</u> | <u>491.59</u> | <u>503.83</u> | <u>399.42</u> | <u>409.65</u> | <u>419.85</u> |
| <u>4 or more children (per child)</u> | <u>639.09</u> | <u>655.45</u> | <u>671.77</u> | <u>213.03</u> | <u>218.48</u> | <u>223.92</u> | <u>133.14</u> | <u>136.55</u> | <u>139.95</u> |

Child Benefit is adjusted every year, from the 1st of January of each year, according to the increase of the average Consumer Price Index of the last year compared to the average Consumer Price Index of the year before that.

Mother's Allowance

Mother's allowance Rates for the years 2005, 2006, 2007

| <u>Year</u> | <u>£</u> |
|-------------|--------------|
| <u>2005</u> | <u>34.33</u> |
| <u>2006</u> | <u>35.20</u> |
| <u>2007</u> | <u>36.08</u> |

The allowance is paid monthly to beneficiaries with an additional monthly payment at the end of the calendar year. The allowance is adjusted every year, from the 1st of January of each year, according to the increase of the average Consumer Price Index of the last year compared to the average Consumer Price Index of the year before that.

Article 12§3

- 1) Please describe the general legal framework. Please specify the nature of, reasons for and extent of any reforms.
- 2) Please indicate the measures taken (administrative arrangements, programmes, action plans, projects, etc.) to implement the legal framework.
- 3) Please provide pertinent figures, statistics or any other relevant information on the improvement of the social security system as well as on any measures taken to restrict the system.

PARA 3: PROGRESSIVE IMPROVEMENT OF THE SOCIAL INSURANCE SCHEME

1. General Legal Framework

During the period under review the following Laws were enacted and the following Regulations were issued:

A. Laws

- (i) The Social Pension (Amendment) Law 155(I) of 2005
- (ii) The Social Insurance (Amendment) Law 161(I) of 2006
- (iii) The Social Insurance (Amendment) Law 110(I) of 2007
- (iv) The Child Benefit (Amendment) Law 136 (I) of 2007, Published in the Official Gazette no. 4141, 19.10.07
- (v) The Mother's Allowance (Amendment) Law 23(I) of 2006, Published in the Official Gazette no. 4075, 10.03.06
- (vi) The Mother's Allowance (Amendment) Law 135(I) of 2007, Published in the Official Gazette no. 4141, 19.10.07

B. Regulations

- (vii) The Social Insurance (Contributions) (Amendment) Regulations of 2006

(Copies enclosed)

Within the framework of Government's policy for extension and improvement of the social protection in line with the international trends and standards and the social and economic potentialities of the country, during the period under review, the Social Pension law was amended with the Social Pension (Amendment) Law 155(I) of 2005 in order to allow social pension receivers to continue receiving their pension in the event they are not in Cyprus for six months or less due to health reasons.

In order to improve maternity protection the period for which Maternity Allowance is paid increased from 16 to 18 weeks according to the Social Insurance (Amendment) Law 110(I) of 2007

In addition, according to the Social Insurance (Amendment) Law 161(I) of 2007 the waiting period for self-employed persons for the payment of sickness benefit was reduced from 18 to 9 days for each interruption of employment.

Further, following the revision of the basic insurable earnings and applying the provisions of section 72 of the Law, the amounts of the basic and supplementary pension of existing pensioners (old age, invalidity, disablement and survivor's benefit) was increased by 5,44% in 2005 3,14% in 2006 and 3,47% in 2007.

During the period of review, in its efforts to secure the long term sustainability of the Social Insurance Scheme, as already mentioned, in

paragraph 2 the occupational categories of the minimum insurable incomes on which self employed persons pay contributions were increased from 9 to 16 by the Social Insurance (Contributions) (Amendment) Regulations of 2006

According to the Social Insurance (Amendment) law 53(I) of 2006 a Medical Review Board (in addition to the Primary Medical Boards) was established as a secondary body a claimant can resort to in case he/she is not satisfied with the decision of a Primary Medical Board.

According to the Mother`s Allowance (Amendment) Law 23(I) of 2006 (entered into force on 1.1.2006) the allowance is also payable to mothers who are entitled to social pension.

According to the Mother`s Allowance (Amendment) Law 135(I) of 2007 (entered into force on 19.10.2007) the allowance is not payable to mothers receiving any pension the rate of which is higher than the amount of £250 per month.

Finally, according to the Child Benefit (Amendment) Law 136(I) of 2007, families with three children continue to receive the child benefit on a monthly basis even when one or more of their children are no longer beneficiaries.

2. Measures Taken

In December 2007 a one-off bonus of £300 was given to all recipients of Social Pension and to all Social Insurance pensioners entitled to Special Allowance i.e. to those with a pension lower than £6500 p.a. An allowance of £100 was also paid to those whose pension was between £6500 and £9100 p.a. In addition, the Special Allowance to pensioners whose pension is less than £500 per month were revised (see Art 12 par. 2)

Article 12§4

- 1) Please describe the general legal framework, in particular the complete list of bilateral and multilateral agreements or any other means such as unilateral, legislation proposed or adopted, or administrative measures and indicate how they allow for the various social benefits the implementation of the principles provided in sub-paragraphs a) and b).
- 2) Please indicate the measures taken (administrative arrangements, programmes, action plans, projects, etc.) to implement the legal framework.
- 3) Please provide pertinent figures or any other relevant information, Please, indicate also the length of residence requirements when applicable.

PARA 4: EQUAL TREATMENT FOR THE NATIONALS OF OTHER CONTRACTING PARTIES WITH RESPECT TO SOCIAL SECURITY

1. Bilateral Agreements concluded during the period of review

In 2006 Cyprus concluded a bilateral agreement with Bulgaria. The provisions of the agreement were identical to the provisions of regulation 1408/71. As of 1/1/2007 with the accession of Bulgaria to the European Union the above Regulation has replaced the agreement.

Replies to the Comments of the European Committee of Social Rights

Paragraph 1 **Coverage**

The insured population (421.352) constitutes 53,4% of all residents (789.300).

SICKNESS BENEFIT

| | | |
|----|--|------------|
| A. | Number of economically active persons protected – | |
| | (i) under general scheme | 425.060 |
| | (ii) under special schemes – | |
| | scheme for | NIL |
| | scheme for | <u>NIL</u> |
| | (iii) Total | 425.060 |
| | | ===== |
| B. | Total number of residents | 789.300 |
| C. | Total number of economically active persons (A(iii)) per cent of total number of residents (B): 53,85% | |

The number given in A(i) above is the total number of persons who have paid or been credited with contributions to the Social Insurance Scheme in 2007.

The number given in B above is the total number of residents in the Government controlled area of Cyprus which was estimated for 2007 on the basis of the census of population of 2001.

UNEMPLOYMENT BENEFIT

| | | |
|----|--------------------------------|----------------|
| A. | Number of employees protected: | |
| | (i) under general scheme | 390.578 |
| | (ii) under special schemes | NIL |
| | (iii) Total | <u>390.578</u> |
| | | ===== |
| B. | Total number of employees | 301.055 |

The number of employees in A(i) above is the total number of employed persons who have paid or been credited with contributions to the Social Insurance Scheme in 2007.

The total number of employees in B above is provided according to the Labour Force Survey (L.F.S.)(2007) which is prepared by the Statistical Service of the Ministry of Finance.

No comparison between the number of employees protected under the General Scheme and the total number of employees is possible since the basis for the collection of the data is different.

For example the number in A above includes also persons who have worked for at least one week and terminated their employment in the reference year whereas these persons are not included in the number of B above.

OLD-AGE BENEFIT

| | | |
|----|---|----------------|
| A. | Number of economically active persons protected: | |
| | (i) under general scheme | 425.658 |
| | (ii) under special schemes | NIL |
| | (iii) Total | <u>425.658</u> |
| | | ===== |
| B. | Total number of residents | 789.300 |
| C. | Total number of economically active persons ((A(iii)) per cent of total number of residents (B): 53,93% | |

The number given in A(i) above is the total number of persons who have paid or been credited with contributions to the Social Insurance Scheme in 2007.

The number given in B above is the total number of residents in the Government controlled area of Cyprus which was estimated for 2007 on the basis of the census of population of 2001.

EMPLOYMENT INJURY BENEFIT

| | | |
|----|--|----------------|
| A. | Number of employees protected: | |
| | (i) under general scheme | 390.148 |
| | (ii) under special schemes | NIL |
| | Total | <u>390.148</u> |
| | | ===== |
| B. | Total number of employees | 301.055 |
| | The number of employees in A (i) above represents the total number of employed persons who have paid or been credited with contributions to the Social Insurance Scheme in 2007. | |

The total number of employees in B above is provided according to the Labour Force Survey (L.F.S.)(2007) prepared by the Statistical Service of the Ministry of Finance.

MATERNITY BENEFIT

The total number of females protected for maternity allowance (199.821), represents 25,31% of all residents (789.300).

INVALIDITY BENEFIT

| | | |
|----|---|---------|
| A. | Number of economically persons protected: | |
| | (i) under general scheme | 425.060 |
| | (ii) under special schemes | NIL |
| | (iii) Total | 425.060 |
| | | ===== |
| B. | Total number of residents | 789.300 |
| C. | Total number of economically active persons (A(iii)) per cent of total number of residents (B) : 53,85% | |

The number given in A(i) above is the total number of employed or self-employed persons who have paid or been credited with contributions to the Social Insurance Scheme in 2007.

The number given in B above is the total number of residents in the Government controlled area of Cyprus, which was estimated for 2007 on the basis of the census of population of 2001.

CHILD BENEFIT

Number of families protected: 112.696¹

Total number of families: 270.300²

Total number of children for whom child benefit was paid: 221.625³ out of 259.000⁴ or 85,56%

Adequacy of benefits

The information provided in the previous report regarding minimum benefits corresponds to the benefit a beneficiary may receive if he/she fulfills the qualifying conditions for that benefit provided that his/her salary is equal to the basic insurable earnings. Except in the case of old age pension and invalidity, the Social insurance Legislation does not stipulate any minimum level of benefits which all covered individuals

¹ Represents the total number of families in receipt of child benefit in 2007 under the Child Benefit Scheme.

² Represents the total number of households in 2007 (on the basis of the Census of Population of 2001)

³ Represents the total number of children for whom the child benefit was paid in 2007 under the Child Benefit Scheme.

⁴ Represents the total number of children (female under the age of 23 and male under the age of 25) in 2007 (on the basis of the Census of Population of 2001).

are entitled to regardless of their wage. Indeed the level of Social Insurance benefits is calculated as a percentage of the previous year's earnings. In addition one can be entitled to these benefits due to insurance credits of the previous year and/or salary.

It is noted that the current Social Insurance scheme, which was put in operation on 6/10/1980, has incorporated the previous flat-rate scheme in a modified structure providing in addition supplementary earnings-related benefits. Thus the Scheme is divided in two parts: the basic part corresponding to the repealed flat-rate scheme, and the earnings – related part.

Moreover In 2005 the risk of poverty rate was 16%. That is, 16% of the population lived in households with an income below the adult equivalised income of €8.719, which represents 60% of the equivalised median household income. For the population aged 18-64 the risk of poverty rate was 11% which was below the EU-25 average of 15%

Unemployment Benefit

The claimant may be disqualified from receiving unemployment benefit up to six weeks if:

- he has lost his employment through his own fault or has voluntarily left his employment without good cause,
- he has without good cause refused or failed to apply for or accept a suitable employment offered to him,
- he has neglected to avail himself of a reasonable opportunity for suitable employment,
- he has without good cause failed or neglected to undergo occupational training as required of him by the Director of Social Insurance.

It is noted that being voluntary unemployed only suspends the claimant from the payment of benefit for up to six weeks and does not disqualify him/her altogether from receiving the benefit.

Invalidity Pension

The amounts mentioned in the Comments of the European Committee of Social Rights correspond to the annual Disablement grant which is payable to employed persons whose degree of disability which was caused by an employment accident or occupational disease is between 10%-19%. For 2007 the disability grant varies between £1.806 and £3.431.

Paragraph 4 **Equal treatment**

The equal treatment in respect of Social Security rights of non nationals, regardless of whether EU regulation 859/2003 applies, is guaranteed as the Social Insurance legislation does not discriminate between nationals and migrants of any origin.

According to the Social Insurance Law (Law 41 of 1980-2007) the Social Insurance Scheme covers compulsorily every person gainfully occupied (national or not) in Cyprus either as an employed person or as a self-employed person. Furthermore, according to the Attorney General's Legal Opinion the Social Insurance Law stipulates that the obligation of Employers to pay social insurance contributions for their employees is not dependent on or

affected by whether the employment is legal or not. .In addition the legislation provides for the export of pensions to any country in the world irrespective of bilateral agreements.

In 2007 out of 421.352 insured there were 66.522 third country nationals and 52.511EU nationals covered by the Social Insurance Scheme. Unfortunately no specific data exist for nationals of Council of Europe member states.

Cyprus aims at concluding bilateral agreements in the field of Social Security with Member States of the Council of Europe from which there is movement of labour from and to Cyprus. Within this context, in 2006 Cyprus concluded a bilateral agreement with Bulgaria and is pursuing bilateral agreements Russia, Moldova, and Serbia.

Residence requirement for entitlement to Social Pension

The Ministry of Labour and Social Insurance is considering a reform of the Social Pension in order to reduce the length of residence requirement for social pension.

GOVERNMENT OF THE REPUBLIC OF CYPRUS

**REPORT
On**

**Article 13
The Right to Social and Medical Assistance
Paragraphs 2 and 3**

**of the
Revised European Social Charter**

(Reference Period 01.01.2005 - 31.12.2007)

Article 13 – The right to social and medical assistance

With a view to ensuring the effective exercise of the right to social and medical assistance, the Parties undertake:

- 1. to ensure that any person who is without adequate resources and who is unable to secure such resources either by his own efforts or from other sources, in particular by benefits under a social security scheme, be granted adequate assistance, and, in case of sickness, the care necessitated by his condition;**
- 2. to ensure that persons receiving such assistance shall not, for that reason, suffer from a diminution of their political or social rights;**
- 3. to provide that everyone may receive by appropriate public or private services such advice and personal help as may be required to prevent, to remove, or to alleviate personal or family want;**
- 4. to apply the provisions referred to in paragraphs 1, 2 and 3 of this article on an equal footing with their nationals to nationals of other Parties lawfully within their territories, in accordance with their obligations under the European Convention on Social and Medical Assistance, signed at Paris on 11 December 1953.**

Appendix to Article 13§4

Governments not Parties to the European Convention on Social and Medical Assistance may ratify the Charter in respect of this paragraph provided that they grant to nationals of other Parties a treatment which is in conformity with the provisions of the said convention.

Information to be submitted

Article 13§2

- 1) Please describe the general legal framework. Please specify the nature of, reasons for and extent of any reforms.
- 2) Please indicate the measures taken (administrative arrangements, programmes, action plans, projects, etc.) to implement the legal framework.
- 3) Please provide pertinent figures, statistics or any other relevant information, if appropriate

Response

Paragraph 2 – Non-discrimination in the exercise of social and political rights

There has been no change in the situation **described in detail in our 1st Report on Article 13**, which the Committee found to be in **conformity with Article 13§2 in both its Conclusions of 2004 and 2006**.

Article 13§3

- 1) Please describe the general legal framework. Please specify the nature of, reasons for and extent of any reforms.
- 2) Please indicate the measures taken (administrative arrangements, programmes, action plans, projects, etc.) to implement the legal framework.
- 3) Please provide pertinent figures, statistics or any other relevant information, if appropriate.

Response

Paragraph 3 – Prevention, abolition or alleviation of need

Services and measures covered by this provision are **described in detail in our initial and subsequent Reports on Article 13**. New developments, described below, fall also within the scope of Article 14§1.

Developments during the reference period

Revision of public assistance legislation:

New developments during the reference period have included the **revision of public assistance legislation in 2006**. The new Public Assistance and Services Law of 2006 [Law 95(I)/2006] (**attached**) contains increased activation incentives for lone parents and people with disabilities, as well as provisions for harmonisation with two EU Directives, namely Directive 2004/38/EC on the right of citizens of the Union and their family members to move and reside freely within the territory of the member states and Directive 2003/9/EC laying down minimum standards for the reception of asylum seekers.

The revision of public assistance legislation is reflected in the increase, since 2005, in the number of beneficiaries of public assistance, as well as in the expenditure, as shown in Table A below:

Table A

| <u>Public Assistance</u> | <u>2005</u> | <u>2006</u> | <u>2007</u> |
|--|---------------------|---------------------|---------------------|
| | <u>December</u> | <u>December</u> | <u>December</u> |
| <u>No. of named recipients</u> | <u>17646</u> | <u>19731</u> | <u>21346</u> |
| <u>No. of dependants</u> | <u>7604</u> | <u>9175</u> | <u>11709</u> |
| <u>Total no. of beneficiaries</u> | <u>25250</u> | <u>28906</u> | <u>33055</u> |

| <u>Expenditure</u> | <u>2005</u> | <u>2006</u> | <u>2007</u> |
|--------------------|-------------|-------------|-------------|
| | | | |

| | | | |
|------------------------------|---------------------------|----------------------------|-----------------------------|
| <u>Expenditure in</u> | <u>€98.425.687</u> | <u>€110.349.107</u> | <u>€ 133.996.014</u> |
| <u>euros</u> | | | |

Activation of vulnerable groups of the population:

Employment incentives incorporated in public assistance legislation (for lone parents, persons with disabilities, persons with mental illness, older persons, families with four or more children, families at high risk of dissolution), are provided to recipients of public assistance by discounting part of their earnings when estimating their monthly public assistance allowance. A **Project introduced in 2005 for the vocational training and integration of public assistance recipients into the labour market** departs from this passive approach to seeking employment. This Project, which is co-financed by the European Social Fund for a three-year period and implemented by the Social Welfare Services, consists of social support, short-term vocational training to improve communication skills and build self-confidence, basic training in using computers, further occupational training if needed to enhance employability and subsidisation of employment.

By the end of 2007, 317 persons had received training, 43 enterprises were subsidised, 55 persons were employed in subsidised employment positions and a further 18 were employed in unsubsidised enterprises.

Within the same policy scope, the Social Welfare Services are planning to submit a proposal for co-financing, under the 2007-2013 programming period of the Structural Funds, of a **new Project aiming at training a wider group of vulnerable persons and promoting their integration into the labour market**, e.g. recipients of public assistance, ex-prisoners, young persons (including young persons aged 16-18 who are under the care of the Director of Social Welfare Services and persons who were previously in care), families facing psycho-social difficulties, substance users etc. The Project will also promote the self-employment of the target group through the provision of grants for the establishment of small enterprises.

Social integration of former drug dependent persons:

Another development has been the **initiation, in October 2006, of a Scheme for the Social Integration of Former Drug Dependent Persons**, with a budget of €85.430. The Scheme is administered by the Social Welfare Services. Those eligible to apply for assistance through the Scheme must be permanent residents of Cyprus who are participating in therapeutic programmes approved by the Anti-Drugs Council and are deemed to be at the stage of social integration. The Scheme provides a grant of up to €5130, which may be used for any of the following purposes:

- Fees for professional training/education or assistance for professional rehabilitation (e.g. purchase of tools and equipment).
- Fees for education in recognised higher educational institutions in Cyprus.
- A rent allowance up to €350 per month for a period of 1 year.
- Purchase of furniture and equipment up to €3420.

During 2007, 12 beneficiaries received grants through the Scheme.

It should be noted that drug dependent and former drug dependent persons and their families may also receive counselling and support services through the Preventive Services of the Social Welfare Services, the Police Social Support Section of the Prevention and Enlightenment Branch of the Drugs Law Enforcement Unit and several non-governmental organisations, as listed on the website of the Anti-Drugs Council under “services network”: <http://www.ask.org.cy/index2.html>.

Response to the Comments of the European Committee of Social Rights on Article 13 (Conclusions 2006, Volume 1)

Paragraph 3

The Committee noted that it had recently examined the situation in Cyprus under Article 14§1 and that it had deferred its conclusion (Conclusions 2005, pp 90-93) pending receipt of information on whether there was an individual right to free counselling, whether or not services were free of charge, what form of inspection was carried out and how far services complied with legal requirements. The Committee noted that this information is also essential for assessing compliance with Article 13§3.

The above remarks of the Committee have been addressed in our current Report on Article 14 and our response is reproduced below.

Individual right to free counselling:

There is an individual right to free counselling, which is provided through the Preventive Services of the Social Welfare Services. Preventive Services aim to support individuals and families in their adjustment to new and changing roles and prevent problems at the earliest possible stage of their emergence. They are provided to families and individuals at risk or in crisis, who lack the personal capabilities and means to cope, e.g. they face difficulties that are leading or have led to family disruption or break-up or are endangering their normal functioning and self-sufficiency, their social adjustment or the psycho-social development of their children.

Free services:

All services of the Social Welfare Services (described in detail in our 1st Reports on both Articles 13 and 14) are provided *free of charge*, with the exception of State-run Day-Care-Centres and Homes for the Elderly and Disabled, which charge nominal fees. However, persons lacking adequate financial resources may receive day-care and residential care financed through public assistance.

Inspections:

Providers of care services for children, older persons and persons with disabilities must be registered and are inspected by the Social Welfare Services, in accordance with the following legislation, which sets standards on safety, hygiene, staff and space ratios, staff qualifications and quality of care:

- The Children (Day-Care Centres) Orders of 1993 and 1994
- The Homes for the Elderly and Disabled Persons Laws of 1991 – 1994
- The Homes for the Elderly and Disabled Persons Regulations of 2000
- The Day-Care Centres for School-Age Children Law of 1996
- The Day-Care Centres for School-Age Children Regulations of 1997
- The Day-Care Centres for Adults Law of 1997
- The Day-Care Centres for Adults Regulations of 2000

The majority of programmes registered with the Social Welfare Services comply fully with the legal requirements. A grace period may be given to comply with provisions of the relevant legislation and in the case of contravention or non-compliance with any requirements imposed by the legislation, court proceedings may be initiated. The legislation provides for penalties imposed by the court for failure to register and for breach of requirements. It should be noted that there were *no cases warranting court proceedings during the reference period*.

GOVERNMENT OF THE REPUBLIC OF CYPRUS**REPORT
On****Article 14
The Right to Benefit from Social Welfare Services****of the
Revised European Social Charter****(Reference Period 01.01.2005-31.12.2007)****Article 14 – The right to benefit from social welfare services**

With a view to ensuring the effective exercise of the right to benefit from social welfare services, the Parties undertake:

- 1. to promote or provide services which, by using methods of social work, would contribute to the welfare and development of both individuals and groups in the community, and to their adjustment to the social environment;**
- 2. to encourage the participation of individuals and voluntary or other organisations in the establishment and maintenance of such services.**

Information to be submitted**Article 14§1**

- 1) Please describe the general legal framework. Please specify the nature of, reasons for and extent of any reforms.
- 2) Please indicate the measures taken (administrative arrangements, programmes, action plans, projects, etc.) to implement the legal framework.
- 3) Please provide pertinent figures, statistics or any other relevant information to demonstrate the effective access to social services (beneficiaries in total and per category of social welfare services, number and geographical distribution of services, staff number and qualifications).

Response***Paragraph 1 – Provision or promotion of social welfare services***

The Social Welfare Services, under the Ministry of Labour and Social Insurance, provide and promote services for individuals, families, groups and communities with the aim of addressing social risks (e.g. social dysfunction, social exclusion, poverty, family dissolution, family violence, juvenile delinquency etc) and advancing social cohesion, **as described in detail in our 1st Report on Article 14**. New developments, described below, fall also within the scope of Article 13§3.

Developments during the reference period

Revision of public assistance legislation:

New developments during the reference period have included the **revision of public assistance legislation in 2006**. The new Public Assistance and Services Law of 2006 [Law 95(I)/2006] (**attached**) contains increased activation incentives for lone parents and people with disabilities, as well as provisions for harmonisation with two EU Directives, namely Directive 2004/38/EC on the right of citizens of the Union and their family members to move and reside freely within the territory of the member states and Directive 2003/9/EC laying down minimum standards for the reception of asylum seekers.

The revision of public assistance legislation is reflected in the increase, since 2005, in the number of beneficiaries of public assistance, as well as in the expenditure, as shown in *Table A* below:

Table A

| <u>Public Assistance</u> | <u>2005</u> <u>December</u> | <u>2006</u> <u>December</u> | <u>2007</u> <u>December</u> |
|--|--------------------------------|--------------------------------|--------------------------------|
| <u>No. of named recipients</u> | <u>17646</u> | <u>19731</u> | <u>21346</u> |
| <u>No. of dependants</u> | <u>7604</u> | <u>9175</u> | <u>11709</u> |
| <u>Total no. of beneficiaries</u> | <u>25250</u> | <u>28906</u> | <u>33055</u> |

| <u>Expenditure</u> | <u>2005</u> | <u>2006</u> | <u>2007</u> |
|------------------------------------|---------------------------|----------------------------|-----------------------------|
| <u>Expenditure in euros</u> | <u>€98.425.687</u> | <u>€110.349.107</u> | <u>€ 133.996.014</u> |

Activation of vulnerable groups of the population:

Employment incentives incorporated in public assistance legislation (for lone parents, persons with disabilities, persons with mental illness, older persons, families with four or more children, families at high risk of dissolution), are provided to recipients of public assistance by discounting part of their earnings when estimating their monthly public assistance allowance. **A Project introduced in 2005 for the vocational training and integration of public assistance recipients into the labour market** departs from this passive approach to seeking employment. This Project, which is co-financed by the European Social Fund for a three-year period and implemented by the Social Welfare Services, consists of social support, short-term vocational training to improve communication skills and build self-confidence, basic training in using computers, further occupational training if needed to enhance employability and subsidisation of employment.

By the end of 2007, 317 persons had received training, 43 enterprises were subsidised, 55 persons were employed in subsidised employment positions and a further 18 were employed in unsubsidised enterprises.

Within the same policy scope, the Social Welfare Services are planning to submit a proposal for co-financing, under the 2007-2013 programming period of the Structural Funds, of a **new Project aiming at training a wider group of vulnerable persons and promoting their integration into the labour market**, e.g. recipients of public assistance, ex-prisoners, young persons (including young persons aged 16-18 who are under the care of the Director of Social Welfare Services and persons who were previously in care), families facing psycho-social difficulties, substance users etc. The Project will also promote the self-employment of the target group through the provision of grants for the establishment of small enterprises.

Social integration of former drug dependent persons:

Another development has been the **initiation, in October 2006, of a Scheme for the Social Integration of Former Drug Dependent Persons**, with a budget of €85.430. The Scheme is administered by the Social Welfare Services. Those eligible to apply for assistance through the Scheme must be permanent residents of Cyprus who are participating in therapeutic programmes approved by the Anti-Drugs Council and are deemed to be at the stage of social integration. The Scheme provides a grant of up to €5130, which may be used for any of the following purposes:

- Fees for professional training/education or assistance for professional rehabilitation (e.g. purchase of tools and equipment).
- Fees for education in recognised higher educational institutions in Cyprus.
- A rent allowance up to €350 per month for a period of 1 year.
- Purchase of furniture and equipment up to €3420.

During 2007, 12 beneficiaries received grants through the Scheme.

It should be noted that drug dependent and former drug dependent persons and their families may also receive counselling and support services through the Preventive Services of the Social Welfare Services, the Police Social Support Section of the Prevention and Enlightenment Branch of the Drugs Law Enforcement Unit and several non-governmental organizations, as listed on the website of the Anti-Drugs Council under “services network”: <http://www.ask.org.cy/index2.html>.

Response to the Comments of the European Committee of Social Rights on Article 14 (Conclusions 2005, Volume 1)

Paragraph 1

Effective and equal access

The Committee requested an interpretation of the term “predetermined criteria” which was used in our 1st Report on article 14 and asked whether there is an individual right to free counselling, and whether access to services is free or subject to the payment of fees.

“Predetermined criteria”:

It should be noted that predetermined criteria applies mainly to eligibility for *public assistance*, which covers basic and special needs described in our 1st Report on article 14.

Public assistance is a claim of last resort and is subsidiary to other claims (e.g. unemployment allowance from the Social Insurance Fund). Taking into account personal and family circumstances, healthy persons of working age are expected to seek "all work" or accept a training offer that will lead to employment.

In order to be eligible for public assistance, applicants must not have assets or savings amounting to more than € 3,459 for one individual and € 1,730 for every dependant. The whole family should not have assets or savings amounting to more than € 8,648 total. The applicant must not have transferred to other individuals assets beyond the amount of €17,086.

The income of the claimant and the claimant's dependants living in the same household (excluding income of persons under the age of 18) is taken into account for the calculation of benefits. Adult children who work and do not share the claimant's home and are not displaced persons are expected to contribute towards the financial needs of the claimant, provided they satisfy certain income criteria, i.e. deductions are made from their gross monthly income for personal obligations and needs (income tax, social insurance contributions, debt interest, family maintenance and travel expenses, an amount for their own children if they are students of higher education) and if the remaining amount is more than €170 they are requested to contribute 5% towards the financial needs of the claimant.

In recognition of the special needs of children with disabilities, public assistance is provided to them regardless of family income. Their families are also provided with social and practical support where needed, e.g. home-help.

Individual right to free counselling:

There is an individual right to free counselling, which is provided through the Preventive Services of the Social Welfare Services. Preventive Services aim to support individuals and families in their adjustment to new and changing roles and prevent problems at the earliest possible stage of their emergence. They are provided to families and individuals at risk or in crisis, who lack the personal capabilities and means to cope, e.g. they face difficulties that are leading or have led to family disruption or break-up or are endangering their normal functioning and self-sufficiency, their social adjustment or the psycho-social development of their children.

Free services:

All services of the Social Welfare Services (described in detail in our 1st Reports on Articles 13 and 14) are provided *free of charge*, with the exception of State-run Day-Care-Centres and Homes for the Elderly and Disabled, which charge nominal fees. However, persons lacking adequate financial resources may receive day-care and residential care financed through public assistance.

The Committee noted that when access to social services is denied, applicants may file an appeal to the Director of Social Welfare Services, to the Ombudsman, to the Minister of Labour and Social Insurance, or to the Court. The Committee asked for further information on the complaints procedure and whether the use of a particular remedy precludes the use of another.

Remedies:

The use of a particular remedy does not preclude the use of another, though the usual practice is to apply first to the Director of Social Welfare Services or the Minister of Labour and Social Insurance, who carry out internal investigations of the complaint and finally, if dissatisfied with the response, to the Administrative Ombudsman (the Commissioner for Administration), who is an *independent body*, or to the Court.

In accordance with the Commissioner for Administration Laws of 1991-2004, the Commissioner is empowered to “investigate complaints against any service or officer exercising an executive or administrative function that an action of such service or officer violates human rights or was taken in violation of the law or the rules of proper administration and correct behaviour towards the administered, provided that a person is directly and personally affected by such action” [section 5(1)].

If the Commissioner concludes that “harm or injustice has been done to the interested person, he shall include in his report a suggestion or recommendation to the competent authority for the redress of the harm or injustice, and may at his discretion prescribe the time within which the said harm or injustice must be redressed” [section 6(7)].

Where a suggestion or recommendation of the Commissioner has not been applied by the competent authority, the Commissioner may submit to the Council of Ministers and the House of Representatives a special report making reference to this fact [section 6(8)].

The Committee asked whether the majority of community and NGO services are evenly spread on the territory corresponding to local needs.

Local needs:

Not-for-profit voluntary organisations (NGOs and community bodies) operate programmes and services in all the Government-controlled areas of Cyprus, according to local needs. The Grants-in-Aid Scheme ensures that grants are provided *in accordance with specified priorities and identified local needs*. Specified priorities for 2008 are programmes aiming at reversing problems arising from demographic changes, supporting and strengthening the family, preventing social problems, such as early school-leaving and juvenile delinquency, preventing poverty and social exclusion and promoting the entry and re-entry of women and vulnerable groups of the population into the labour force.

Based on the specified priorities, the Social Welfare Services invite tenders for the implementation of programmes *in areas which are deemed to be lacking, in order to respond to local needs*. Funding priority is given to programmes provided by bodies and organisations *working in partnership*, and those that introduce *innovative elements* in providing services corresponding to local needs.

The Committee asked how the right to privacy, including the protection of data, is guaranteed for users of social services.

Privacy:

Underpinning the work of the Social Welfare Services is the social work principle of confidentiality, which is considered to be essential for the establishment of confidence and trust between the staff and the clients they serve. Standards of practice ensure that information about clients remains only with the staff dealing with their cases. Where the services of other professionals (outside the Social Welfare Services) are required, e.g. psychologists, psychiatrists, medical practitioners etc, information is provided to them with the consent of the clients. The importance of privacy and confidentiality of information is re-iterated in all in-service training programmes provided to the staff of the Social Welfare Services.

Furthermore, like all persons and organisations that maintain personal information, the staff of the Social Welfare Services have obligations deriving from the Processing of Personal Data (Protection of Individuals) Laws of 2001 and 2003 [L.138(I)2001, L.37(I)2003] regarding the way information is collected and processed for the protection of individuals.

Quality of services

The Committee asked for full figures on local providers, beneficiaries and staff.

Table C below shows the number of programmes provided by not-for-profit voluntary organisations (local providers), the number of beneficiaries and the estimated number of staff.

Table C

| <u>Not-for-profit voluntary organisations</u> | <u>Active cases at the end of 2005</u> | <u>Active cases at the end of 2006</u> | <u>Active cases at the end of 2007</u> |
|---|--|--|--|
| <u>Number of programmes</u> | <u>357</u> | <u>371</u> | <u>372</u> |
| <u>Number of beneficiaries</u> | <u>29.296</u> | <u>27.511</u> | <u>27.862</u> |
| <u>Number of staff*</u> | <u>1.785</u> | <u>1.855</u> | <u>1.860</u> |

* Official statistics are unavailable. A rough estimate is a total of 5 persons per programme.

It should be noted that the Social Welfare Services are in the process of preparing a record of detailed information on not-for-profit voluntary organisations (services provided, number of beneficiaries, number of staff, running costs, etc), to be used as a tool for the initiation of a dialogue with the Ministry of Labour and Social Insurance, other relevant ministries and departments and the voluntary organisations, with the aim of effecting a rational use of human and financial resources.

The Committee asked for information on the total annual expenditure for social welfare services.

Table D below shows the annual expenditure for social welfare services, for the period 2005-2007, as well as the percentage of GDP:

Table D

| | <u>2005</u> | <u>2006</u> | <u>2007</u> |
|-----------------------------|-------------------------------|-------------------------------|-------------------------------|
| <u>Expenditure in euros</u> | <u>€134.685.276</u> | <u>€149.235.565</u> | <u>€175.100.739</u> |
| <u>GDP</u> | <u>€13.462.300.000</u> | <u>€14.393.600.000</u> | <u>€15.490.200.000</u> |
| <u>% of GDP</u> | <u>1,0%</u> | <u>1,04%</u> | <u>1,13%</u> |

The Committee asked for information about the inspections carried out on services provision and the degree of compliance with the legal requirements.

Inspections:

Providers of care services for children, older persons and persons with disabilities must be registered and are inspected by the Social Welfare Services, in accordance with the following legislation (**attached**), which sets standards on safety, hygiene, staff and space ratios, staff qualifications and quality of care:

- The Children (Day-Care Centres) Orders of 1993 and 1994
- The Homes for the Elderly and Disabled Persons Laws of 1991 – 1994
- The Homes for the Elderly and Disabled Persons Regulations of 2000
- The Day-Care Centres for School-Age Children Law of 1996
- The Day-Care Centres for School-Age Children Regulations of 1997
- The Day-Care Centres for Adults Law of 1997
- The Day-Care Centres for Adults Regulations of 2000

The majority of programmes registered with the Social Welfare Services comply fully with the legal requirements. A grace period may be given to comply with provisions of the relevant legislation and in the case of contravention or non-compliance with any requirements imposed by the legislation, court proceedings may be initiated. The legislation provides for penalties imposed by the court for failure to register and for breach of requirements. It should be noted that there were *no cases warranting court proceedings during the reference period.*

Information to be submitted**Article 14§2**

- 1) Please describe the general legal framework. Please specify the nature of, reasons for and extent of any reforms.
- 2) Please indicate the measures taken (administrative arrangements, programmes, action plans, projects, etc.) to implement the legal framework.
- 3) Please provide pertinent figures, statistics or any other relevant information to demonstrate the participation of the voluntary sector to the provision of social services, as well as the effective access of individuals to these services.

Response*Paragraph 2 – Public participation in the establishment and maintenance of social welfare services*

The Social Welfare Services lay emphasis on public sensitization to social needs and encourage the active involvement of community bodies in identifying and meeting needs, **as described in our 1st Report** on article 14.

Developments during the reference period**Grants-in-Aid Scheme**

The Social Welfare Services continue to implement the Grants-in-Aid Scheme by providing technical assistance and monetary support, in the form of grants, to not-for-profit voluntary organisations (community councils and NGOs) for the development and operation of programmes and services, such as:

- (a) Day-care centres for pre-school children,
- (b) Day-care centres for the care and protection of school-age children after school while their parents are at work,
- (c) Services for elderly persons, including home-care, day-care, meals-on-wheels, residential care,
- (d) Services for people with disabilities, including home-care, day-care, residential care, and
- (e) Group support services for vulnerable groups of society, such as persons with mental or physical illnesses, persons who are victims of family violence, persons who are prone to substance abuse, etc.

In this way, flexibility and diversity of service provision is achieved for families in both urban and rural areas, whilst social cohesion is enhanced through the active involvement of community bodies in identifying and meeting social needs.

The revision of the Grants-in-Aid Scheme in 2007 introduced provisions to encourage **cooperation between voluntary organisations** with the aim of making better use of human and financial resources.

Table B below shows the number of programmes implemented by not-for-profit voluntary organisations, through the Grants-in-Aid Scheme, the number of beneficiaries and the expenditure for the period 2005-2007.

Table B

| <u>Not-for-profit voluntary programmes assisted through the Grants-in-Aid Scheme</u> | <u>Active cases at the end of 2005</u> | <u>Active cases at the end of 2006</u> | <u>Active cases at the end of 2007</u> |
|--|--|--|--|
| <u>Total number of programmes assisted (technical assistance, grants)</u> | <u>357</u> | <u>371</u> | <u>372</u> |
| <u>Number of beneficiaries</u> | <u>29.296</u> | <u>27.511</u> | <u>27.862</u> |
| <u>Number of programmes receiving grants</u> | <u>357</u> | <u>350</u> | <u>314</u> |
| <hr/> | | | |
| <u>Expenditure</u> | <u>2005</u> | <u>2006</u> | <u>2007</u> |
| <u>Expenditure in euros</u> | <u>€7.260.932</u> | <u>€7.927.056</u> | <u>€ 7.956.721</u> |

Expansion and improvement of care services provided by the voluntary sector/local authorities

A Project was initiated in 2005 for the expansion and improvement of care services for children, the elderly, persons with disabilities and other dependants. Within the framework of this Project, which is being co-financed by the European Social Fund for a three-year period and implemented by the Social Welfare Services, a study was undertaken with a view to ascertaining local needs in the area of care services and making proposals. Based on the findings of the study (April 2006), grants were provided in the period 2006-2008 to 31 care services developed through **partnerships between NGOs and local authorities**. The Project included a second study on the role of local authorities in the promotion of care policies for the reconciliation of work and family life, which was completed in 2008.

In the context of the 2007-2013 programming period of the EU Structural Funds, the Social Welfare Services are planning to submit a proposal for co-financing a **new Project for the promotion of care services within the framework of reconciling work and family life**. This Project is based on two pillars:

- The first pillar concerns the subsidisation of care for pre-school age children whose mothers face difficulties entering the labour market.
- The second pillar concerns the subsidisation of the use of new technology and automation for the provision of care services for the elderly and people with disabilities.

Response to the Comments of the European Committee of Social Rights on Article 14 (Conclusions 2005, Volume 1)

Paragraph 2

The Committee noted that, through the Grants-in-Aid Scheme, the SWS gives annual grants for social services offered by NGOs and Community Welfare Councils provided they meet eligibility criteria and that in 2002, 231 NGOs implemented 334 services for a total of 3.8 million Cypriot Pounds (CYP) of grants (€ 7.6 million). The Committee asked for information on financial assistance to Community Welfare Councils.

The phraseology used in our 1st Report was unclear and gave rise to misconceptions. The figures given for 2002 referred to not-for-profit voluntary organisations, which included programmes and services provided by *non-governmental organisations and Community Welfare Councils* (now called Community Volunteerism Councils). Programmes and services provided by not-for-profit voluntary organisations are not statistically broken down into different categories of providers. Table B above shows the number of programmes and services implemented by not-for-profit organisations during the period 2005-2007, the number of beneficiaries and the expenditure.

The Committee referred to its conclusion under Article 14§1 regarding the supervision of non-state providers and also asked if effective and equal access to social services provided by non-state providers is guaranteed.

Supervision/Access:

The supervision and inspection of non-state providers, is described above under *Article 14§1 "Inspections"*. These services are accessible on an equal footing to all. It should be noted that funded not-for-profit voluntary organisations providing day-care services for children generally charge lower rates than the private sector for the benefit of low-income families. Furthermore, as already mentioned, persons lacking adequate financial resources may receive services, such as day-care, home care and residential care that are financed through public assistance.