

# Female professionals in European film production

Gilles Fontaine  
January 2025



# THE SCOPE

## Roles

**Directors  
Writers  
Producers  
DOPs  
Composers  
Editors**

## Data

**16 630 European films  
produced and  
released between 2015  
and 2023**

**54 000 professionals**

## Countries

**Member States of the  
Council of Europe**

# 2023 SNAPSHOT

# A 2023 SNAPSHOT

**ALL ROLES  
COMBINED:**

**24%**

**DIRECTORS**

**26%**

**SCREENWRITERS**

**30%**

**PRODUCERS**

**31%**

**CINEMATOGRAPHERS**

**14%**

**COMPOSERS**

**12%**

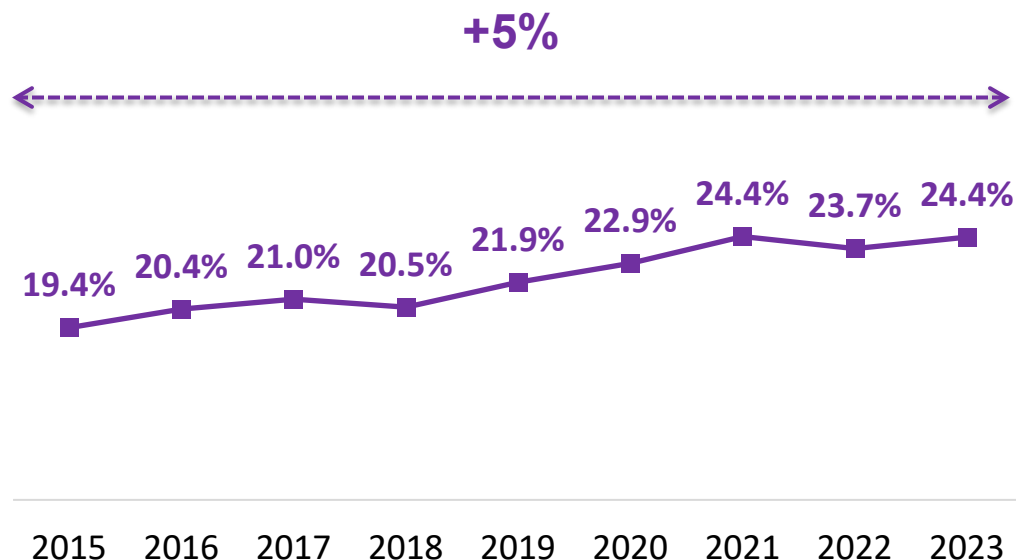
**EDITORS**

**31%**

**2015-2023**

# SLOW INCREASE, AND SLOWING

Directors  
Writers  
Producers  
DOPs  
Composers  
Editors

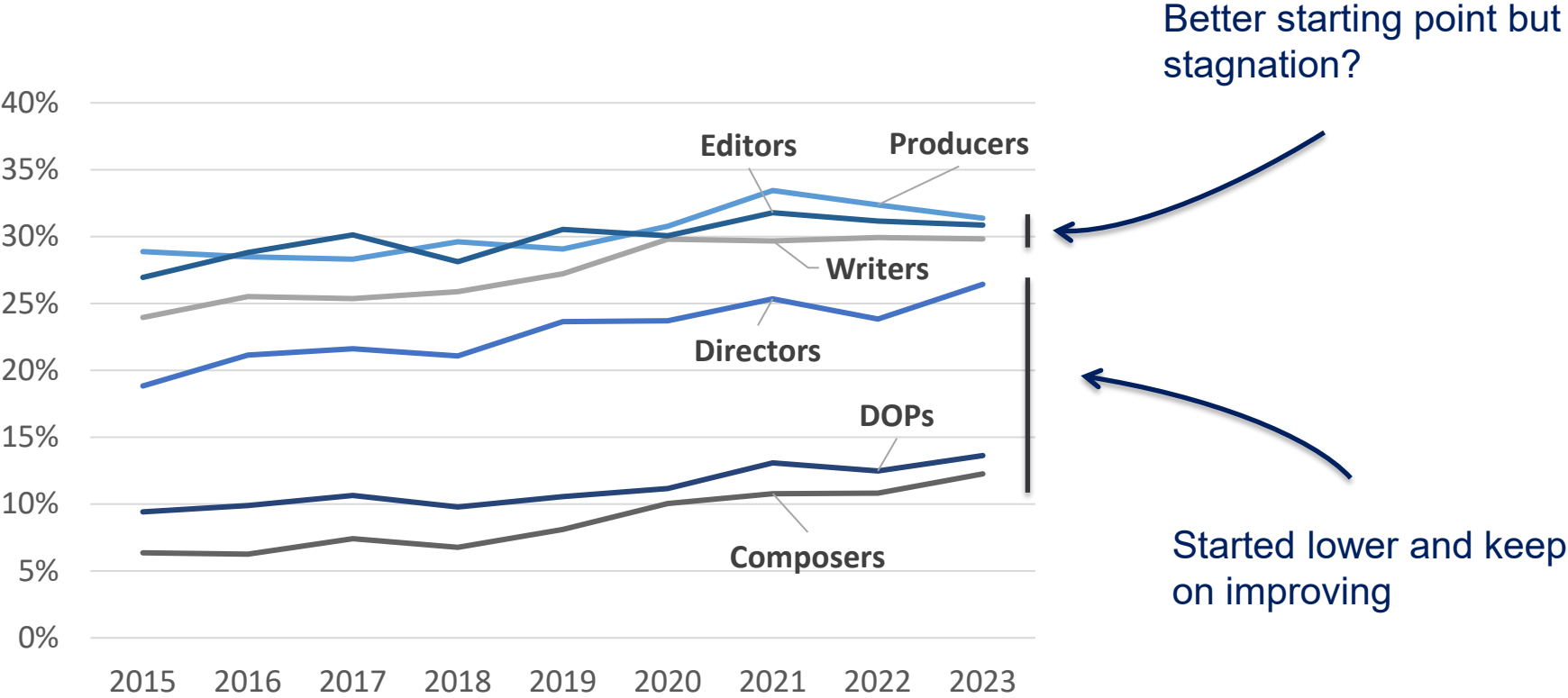


Share of  
assignments

FEMALE SHARE OF ACTIVE PROFESSIONALS AND ASSIGNMENTS – ALL ROLES – EAO/LUMIERE

# SLOWER IMPROVEMENT FOR ROLES WITH BETTER PARITY

Share of assignments



## **SOME INSIGHTS**

# HIGHER PROPORTION OF WOMEN DIRECTORS FOR DEBUT FILMS

DIRECTORS

26%

All European films


DIRECTORS

35%

Debut films

Share of  
assignments

2023



# GENDER OF DIRECTORS AND WRITERS ARE LINKED

**DIRECTORS**

**26%**

**SCREENWRITERS**

**30%**



For 69% of European films, the director is also a writer

Share of assignments

2023

# MORE WOMEN WRITERS WHEN SEVERAL WRITERS

**SCREENWRITERS**

**30%**



Share of women when  
several writers: 42%

Share of  
assignments

2023

# LOWER BUDGETS FOR WOMEN DIRECTORS

DIRECTORS

26%

All European films

DIRECTORS

22%

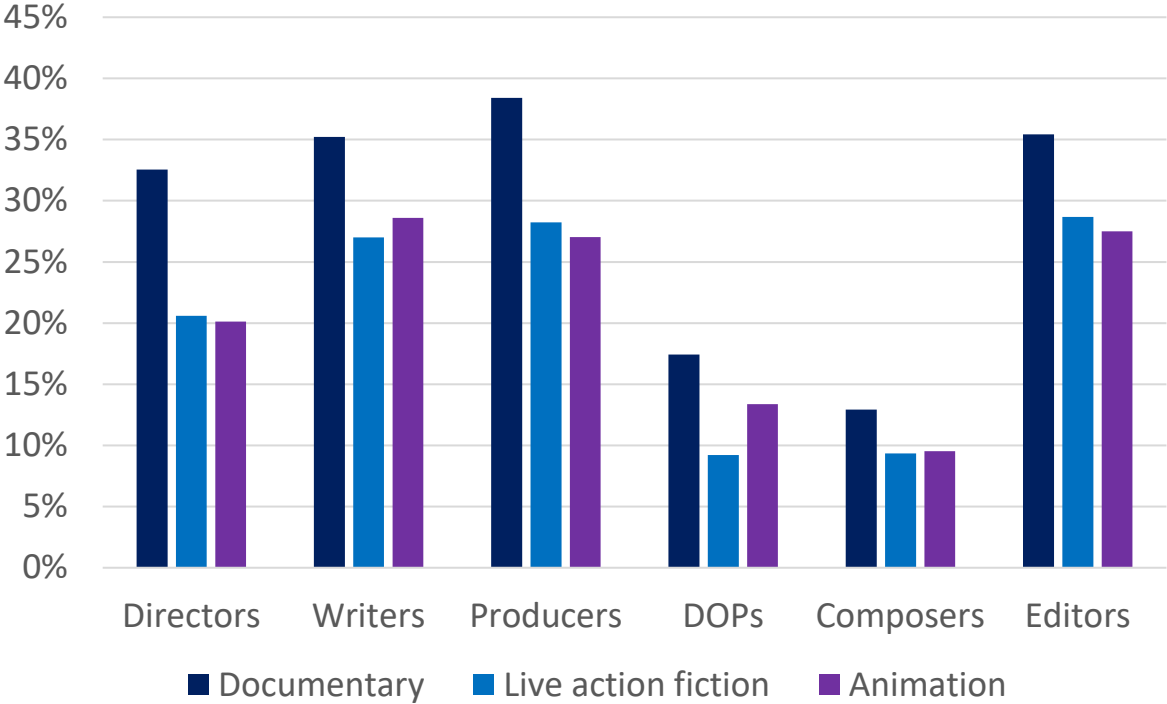
Top 100 European films  
by admissions

Share of  
assignments

2023

# A HIGHER SHARE FOR WOMEN IN DOCUMENTARIES

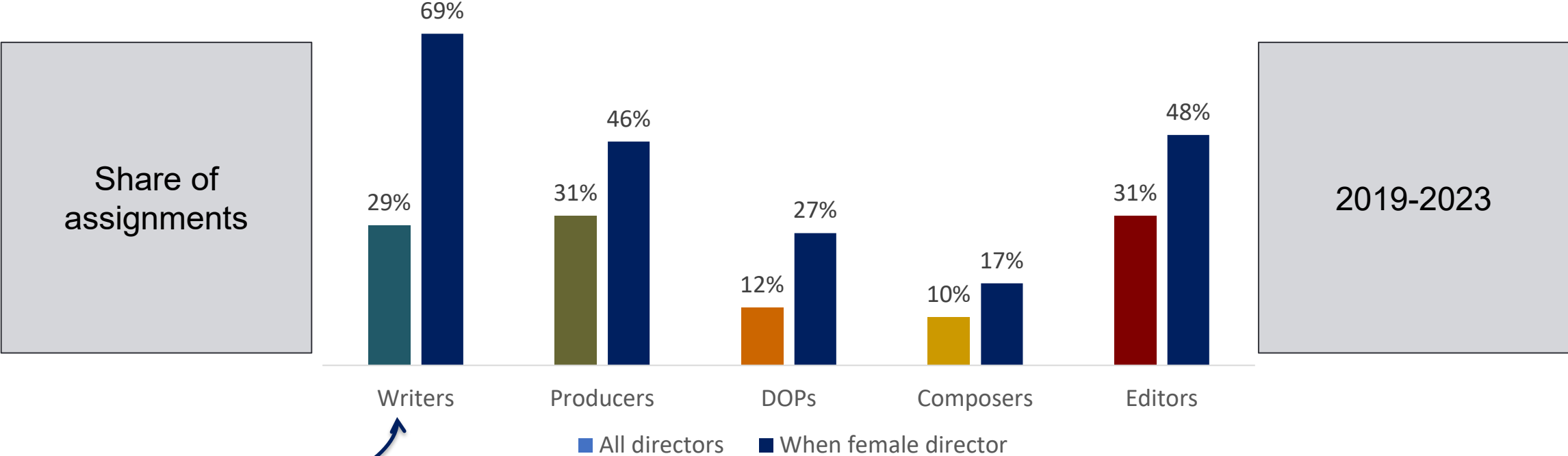
Share of assignments



2019-2023

Meaning in lower budget films

# MORE WOMEN IN OTHER ROLES WHEN THE DIRECTOR IS A WOMAN



The director is often also the screenwriter

**WHICH COUNTRIES ARE DOING BEST?**

# TOP 5 COUNTRIES BY WOMEN SHARE OF ASSIGNMENTS

15 different countries in this table



	DIRECTORS	WRITERS	PRODUCERS	DOPS	COMPOSERS	EDITORS
	38% ↓	40% ↓	40% ↓	27% ↓	19% ↓	45% ↓
1	ICELAND	NETHERLANDS	DENMARK	SWEDEN	SPAIN	FRANCE
2	GERMANY	AUSTRIA	LITHUANIA	ICELAND	ICELAND	AUSTRIA
3	DENMARK	GERMANY	SWEDEN	DENMARK	SWEDEN	SWITZERLAND
4	SWEDEN	FINLAND	LATVIA	AUSTRIA	FINLAND	GERMANY
5	FINLAND	CROATIA	NORWAY	GERMANY	AUSTRIA	ROMANIA

# TOP 5 COUNTRIES BY WOMEN SHARE OF ASSIGNMENTS

## *Nordic countries*

### DIRECTORS

38%



**ICELAND**

### WRITERS

40%



**NETHERLANDS**

### PRODUCERS

40%



**DENMARK**

### DOPS

27%



**SWEDEN**

### COMPOSERS

19%



**SPAIN**

### EDITORS

45%



**FRANCE**

1

2

3

4

5

**GERMANY**

**AUSTRIA**

**LITHUANIA**

**ICELAND**

**ICELAND**

**AUSTRIA**

**DENMARK**

**GERMANY**

**SWEDEN**

**DENMARK**

**SWEDEN**

**SWITZERLAND**

**SWEDEN**

**FINLAND**

**LATVIA**

**AUSTRIA**

**FINLAND**

**GERMANY**

**FINLAND**

**CROATIA**

**NORWAY**

**GERMANY**

**AUSTRIA**

**ROMANIA**

# TOP 5 COUNTRIES BY WOMEN SHARE OF ASSIGNMENTS

+ *Germany and Austria*

## DIRECTORS

38%



ICELAND

## WRITERS

40%



NETHERLANDS

## PRODUCERS

40%



DENMARK

## DOPS

27%



SWEDEN

## COMPOSERS

19%



SPAIN

## EDITORS

45%



FRANCE

1

2

3

4

5

GERMANY

AUSTRIA

LITHUANIA

ICELAND

ICELAND

AUSTRIA

DENMARK

GERMANY

SWEDEN

DENMARK

SWEDEN

SWITZERLAND

SWEDEN

FINLAND

LATVIA

AUSTRIA

FINLAND

GERMANY

FINLAND

CROATIA

NORWAY

GERMANY

AUSTRIA

ROMANIA

**WHICH COUNTRIES HAVE MADE MORE PROGRESSES ?**

# TOP 5 COUNTRIES BY INCREASE OF WOMAN SHARE 2019-2023 VS. 2018-2015

16 different countries in this table



	DIRECTORS	WRITERS	PRODUCERS	DOPS	COMPOSERS	EDITORS
1	ICELAND	ICELAND	SLOVENIA	CROATIA	SPAIN	CROATIA
2	IRELAND	IRELAND	ICELAND	SWEDEN	SLOVENIA	ROMANIA
3	DENMARK	BULGARIA	LITHUANIA	SPAIN	IRELAND	NORWAY
4	GERMANY	CROATIA	HUNGARY	DENMARK	NORWAY	SPAIN
5	FINLAND	SLOVAKIA	DENMARK	ESTONIA	ESTONIA	HUNGARY

# TOP 5 COUNTRIES BY INCREASE OF WOMAN SHARE 2019-2023 VS. 2018-2015

*Nordic countries*

	DIRECTORS	WRITERS	PRODUCERS	DOPS	COMPOSERS	EDITORS
1	ICELAND	ICELAND	SLOVENIA	CROATIA	SPAIN	CROATIA
2	IRELAND	IRELAND	ICELAND	SWEDEN	SLOVENIA	ROMANIA
3	DENMARK	BULGARIA	LITHUANIA	SPAIN	IRELAND	NORWAY
4	GERMANY	CROATIA	HUNGARY	DENMARK	NORWAY	SPAIN
5	FINLAND	SLOVAKIA	DENMARK	ESTONIA	ESTONIA	HUNGARY

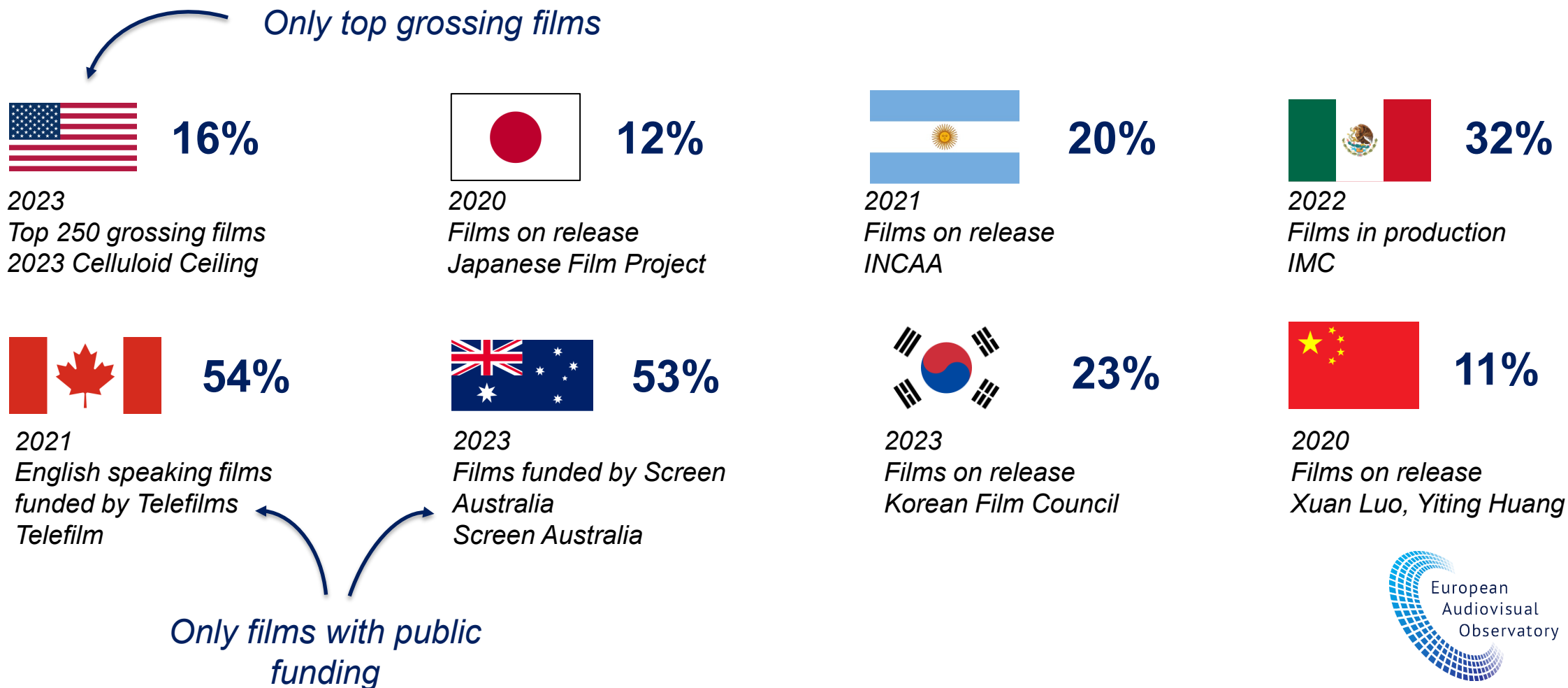
# TOP 5 COUNTRIES BY INCREASE OF WOMAN SHARE 2019-2023 VS. 2018-2015

+ Ireland, Spain, Croatia, Slovenia, Estonia, Hungary

	DIRECTORS	WRITERS	PRODUCERS	DOPS	COMPOSERS	EDITORS
1	ICELAND	ICELAND	SLOVENIA	CROATIA	SPAIN	CROATIA
2	IRELAND	IRELAND	ICELAND	SWEDEN	SLOVENIA	ROMANIA
3	DENMARK	BULGARIA	LITHUANIA	SPAIN	IRELAND	NORWAY
4	GERMANY	CROATIA	HUNGARY	DENMARK	NORWAY	SPAIN
5	FINLAND	SLOVAKIA	DENMARK	ESTONIA	ESTONIA	HUNGARY

**AND BEYOND EUROPE?**

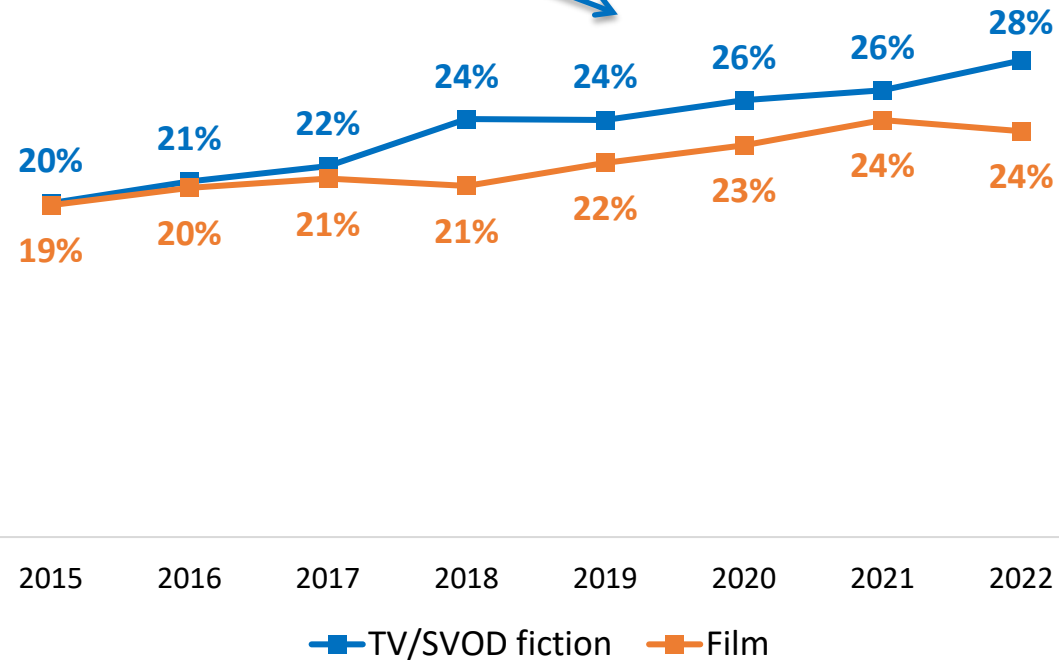
# COMPARING THE SHARE OF WOMEN DIRECTORS IS CHALLENGING



# **A COMPARISON WITH TV/SVOD FICTION**

# A SLIGHTY BETTER SITUATION IN TV/VOD FICTION

Some door opening due to the boom in production?

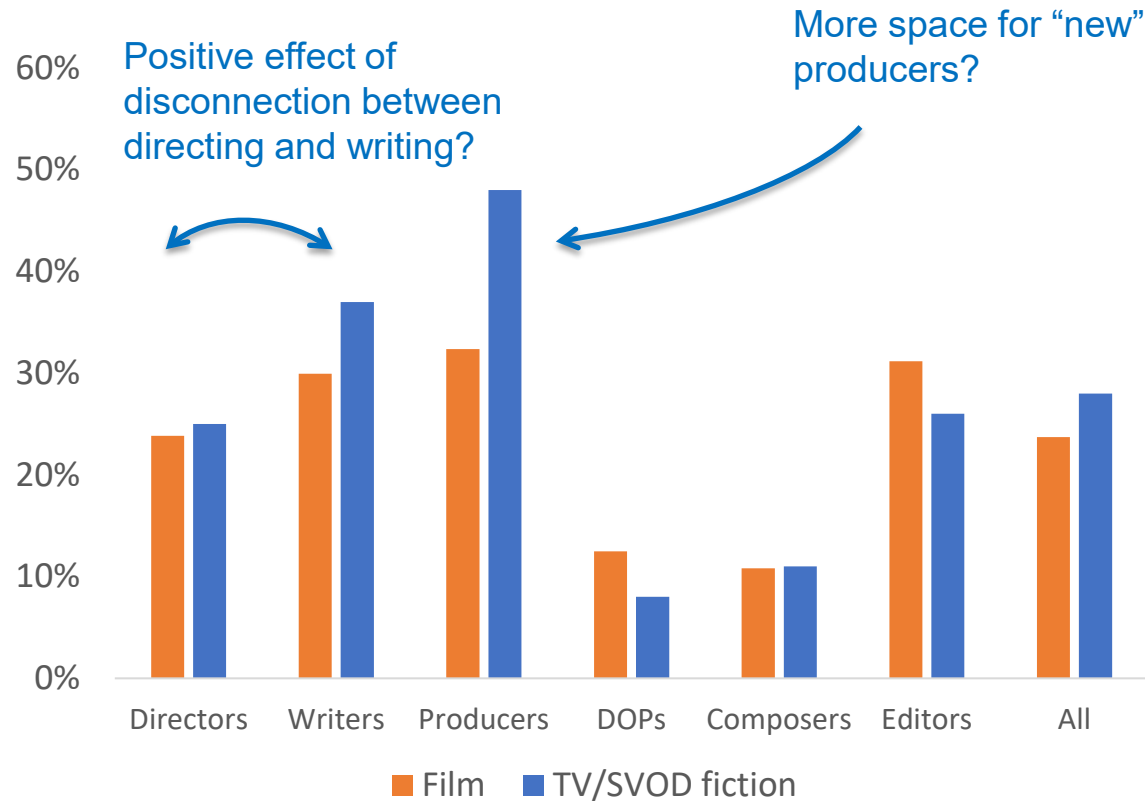


Share of assignments

Directors  
Writers  
Producers  
DOPs  
Composers  
Editors

# IN PARTICULAR FOR WRITERS AND PRODUCERS

Share of assignments



# OUR REPORTS

## Female professionals in European film production

2024 edition

Gilles Fontaine  
October 2024

A publication of the European Audiovisual Observatory



## Female professionals in European TV/SVOD fiction production 2015-2022 figures

Gilles Fontaine  
January 2024

A publication of the European Audiovisual Observatory

