

Female professionals in European film and TV production

Gilles Fontaine
December 2024

A publication of the European Audiovisual Observatory



THE SCOPE

Roles

**Directors
Writers
Producers
DOPs
Composers
Editors**

Data

**16 630 European films
produced and
released between 2015
and 2023**

54 000 professionals

Countries

**Member States of the
Council of Europe**

2023 SNAPSHOT

A 2023 SNAPSHOT

**ALL ROLES
COMBINED:**

24%

DIRECTORS

26%

SCREENWRITERS

30%

PRODUCERS

31%

CINEMATOGRAPHERS

14%

COMPOSERS

12%

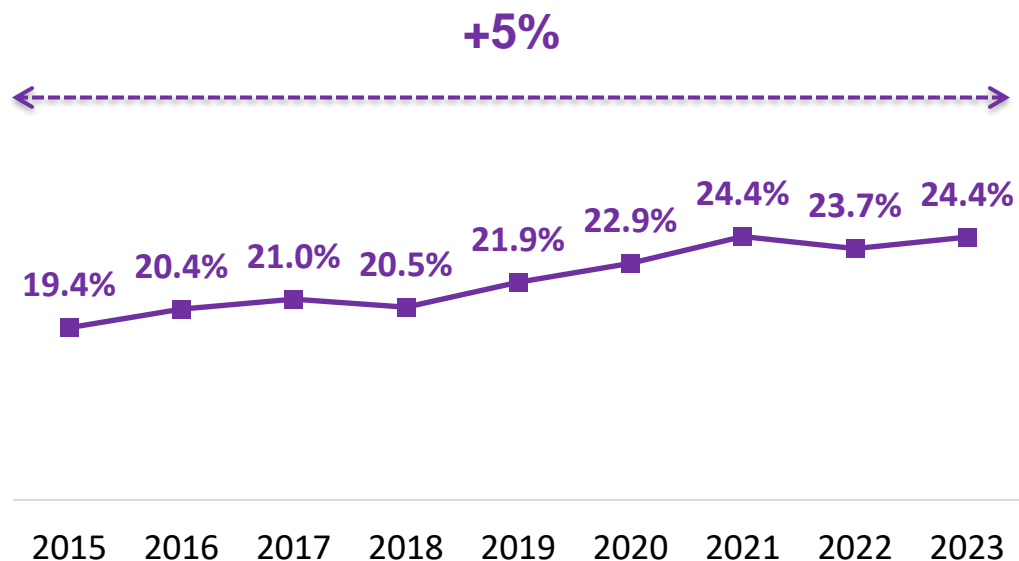
EDITORS

31%

2015-2023

SLOW INCREASE, AND SLOWING

Directors
Writers
Producers
DOPs
Composers
Editors

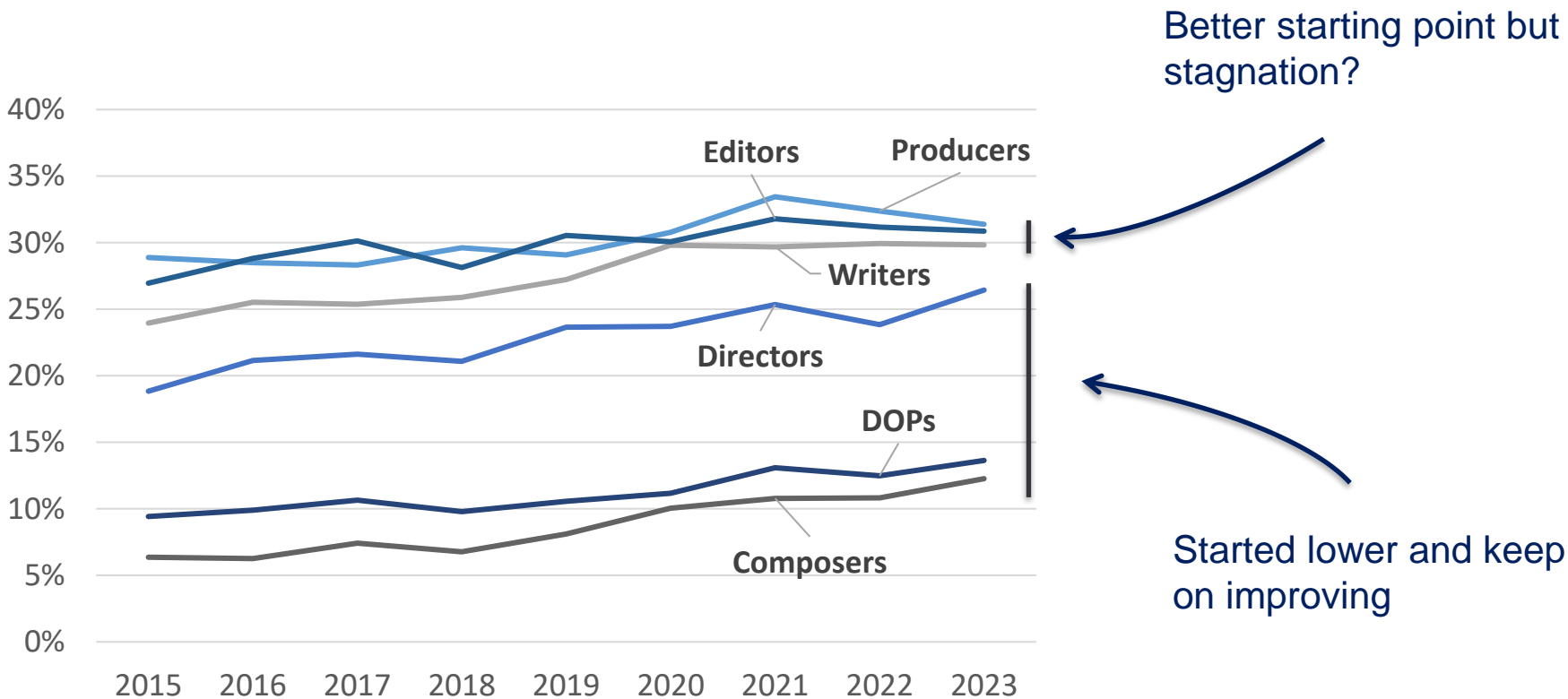


Share of
assignments

FEMALE SHARE OF ACTIVE PROFESSIONALS AND ASSIGNMENTS – ALL ROLES – EAO/LUMIERE

SLOWER IMPROVEMENT FOR ROLES WITH BETTER PARITY

Share of assignments



SOME INSIGHTS

HIGHER PROPORTION OF WOMEN DIRECTORS FOR DEBUT FILMS

DIRECTORS

26%

All European films


DIRECTORS

35%

Debut films

Share of
assignments

2023



GENDER OF DIRECTORS AND WRITERS ARE LINKED

DIRECTORS

26%

SCREENWRITERS

30%



For 69% of European films, the director is also a writer

Share of assignments

2023

MORE WOMEN WRITERS WHEN SEVERAL WRITERS

SCREENWRITERS

30%



Share of women when
several writers: 42%

Share of
assignments

2023

LOWER BUDGETS FOR WOMEN DIRECTORS

DIRECTORS

26%

All European films

DIRECTORS

22%

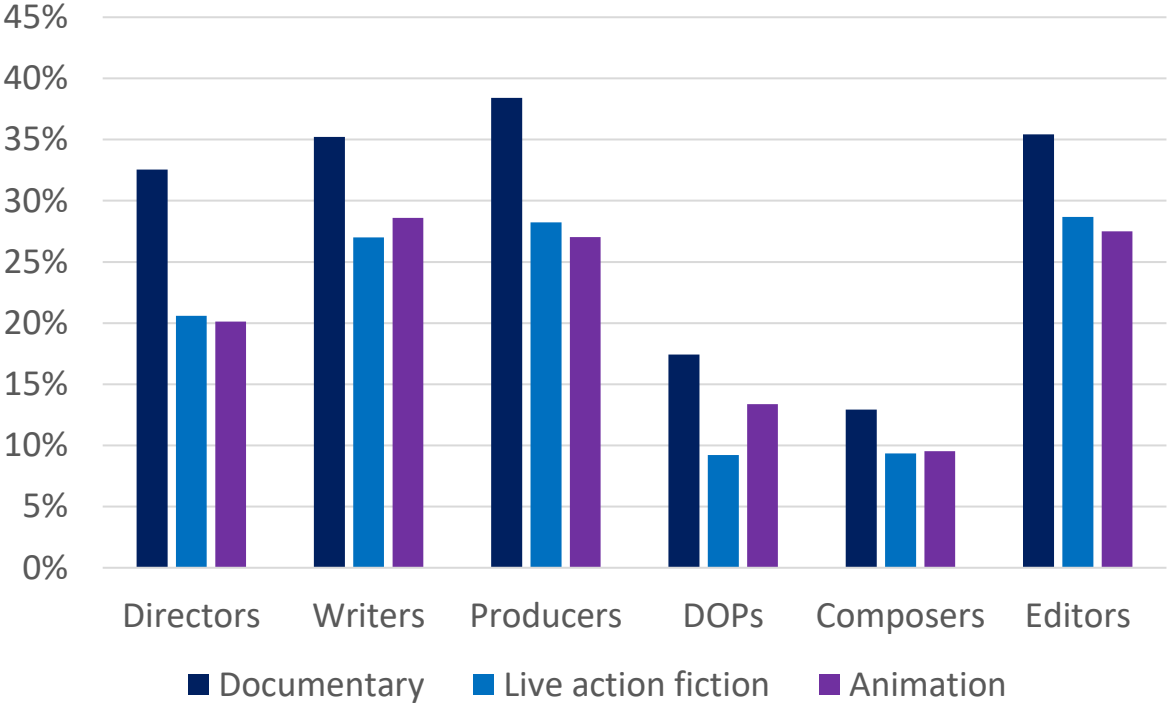
Top 100 European films
by admissions

Share of
assignments

2023

A HIGHER SHARE FOR WOMEN IN DOCUMENTARIES

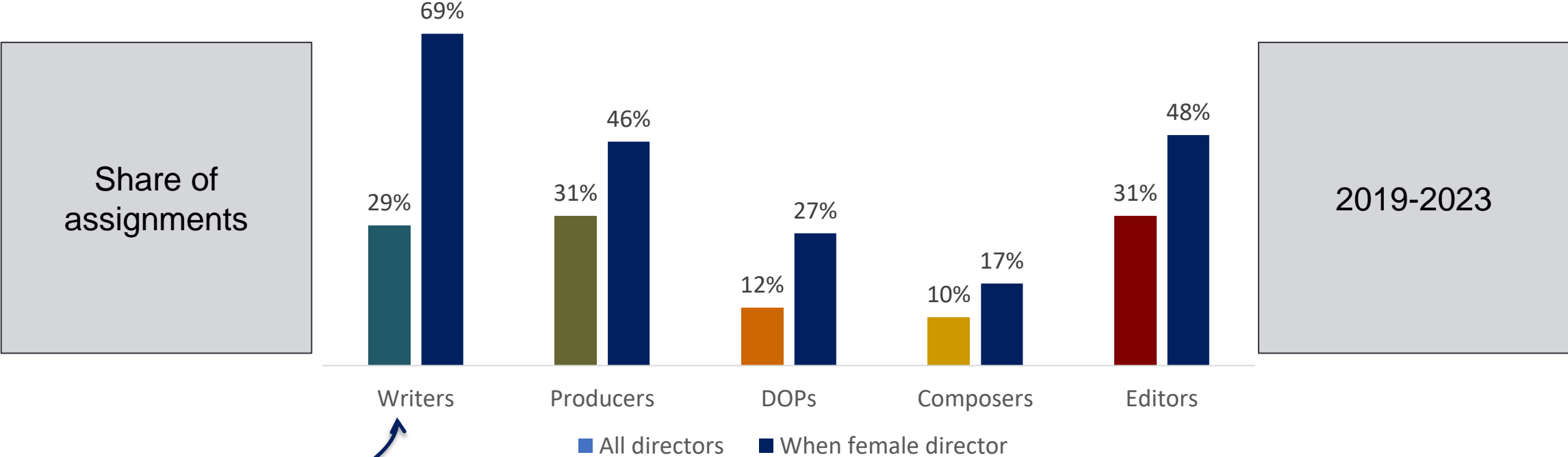
Share of assignments



2019-2023

Meaning in lower budget films

MORE WOMEN IN OTHER ROLES WHEN THE DIRECTOR IS A WOMAN



The director is often also the screenwriter

WHICH COUNTRIES ARE DOING BEST?

TOP 5 COUNTRIES BY WOMEN SHARE OF ASSIGNMENTS

15 different countries in this table



	DIRECTORS	WRITERS	PRODUCERS	DOPS	COMPOSERS	EDITORS
	38% ↓	40% ↓	40% ↓	27% ↓	19% ↓	45% ↓
1	ICELAND	NETHERLANDS	DENMARK	SWEDEN	SPAIN	FRANCE
2	GERMANY	AUSTRIA	LITHUANIA	ICELAND	ICELAND	AUSTRIA
3	DENMARK	GERMANY	SWEDEN	DENMARK	SWEDEN	SWITZERLAND
4	SWEDEN	FINLAND	LATVIA	AUSTRIA	FINLAND	GERMANY
5	FINLAND	CROATIA	NORWAY	GERMANY	AUSTRIA	ROMANIA

TOP 5 COUNTRIES BY WOMEN SHARE OF ASSIGNMENTS

Nordic countries

DIRECTORS

38%



1

ICELAND

WRITERS

40%



NETHERLANDS

PRODUCERS

40%



DENMARK

DOPS

27%



SWEDEN

COMPOSERS

19%



SPAIN

EDITORS

45%



FRANCE

2

GERMANY

AUSTRIA

LITHUANIA

ICELAND

ICELAND

AUSTRIA

3

DENMARK

GERMANY

SWEDEN

DENMARK

SWEDEN

SWITZERLAND

4

SWEDEN

FINLAND

LATVIA

AUSTRIA

FINLAND

GERMANY

5

FINLAND

CROATIA

NORWAY

GERMANY

AUSTRIA

ROMANIA

TOP 5 COUNTRIES BY WOMEN SHARE OF ASSIGNMENTS

+ *Germany and Austria*

DIRECTORS

38%



ICELAND

WRITERS

40%



NETHERLANDS

PRODUCERS

40%



DENMARK

DOPS

27%



SWEDEN

COMPOSERS

19%



SPAIN

EDITORS

45%



FRANCE

1

2

3

4

5

GERMANY

AUSTRIA

LITHUANIA

ICELAND

ICELAND

AUSTRIA

DENMARK

GERMANY

SWEDEN

DENMARK

SWEDEN

SWITZERLAND

SWEDEN

FINLAND

LATVIA

AUSTRIA

FINLAND

GERMANY

FINLAND

CROATIA

NORWAY

GERMANY

AUSTRIA

ROMANIA

WHICH COUNTRIES HAVE MADE MORE PROGRESSES ?

TOP 5 COUNTRIES BY INCREASE OF WOMAN SHARE 2019-2023 VS. 2018-2015

16 different countries in this table



	DIRECTORS	WRITERS	PRODUCERS	DOPS	COMPOSERS	EDITORS
1	ICELAND	ICELAND	SLOVENIA	CROATIA	SPAIN	CROATIA
2	IRELAND	IRELAND	ICELAND	SWEDEN	SLOVENIA	ROMANIA
3	DENMARK	BULGARIA	LITHUANIA	SPAIN	IRELAND	NORWAY
4	GERMANY	CROATIA	HUNGARY	DENMARK	NORWAY	SPAIN
5	FINLAND	SLOVAKIA	DENMARK	ESTONIA	ESTONIA	HUNGARY

TOP 5 COUNTRIES BY INCREASE OF WOMAN SHARE 2019-2023 VS. 2018-2015

Nordic countries

	DIRECTORS	WRITERS	PRODUCERS	DOPS	COMPOSERS	EDITORS
1	ICELAND	ICELAND	SLOVENIA	CROATIA	SPAIN	CROATIA
2	IRELAND	IRELAND	ICELAND	SWEDEN	SLOVENIA	ROMANIA
3	DENMARK	BULGARIA	LITHUANIA	SPAIN	IRELAND	NORWAY
4	GERMANY	CROATIA	HUNGARY	DENMARK	NORWAY	SPAIN
5	FINLAND	SLOVAKIA	DENMARK	ESTONIA	ESTONIA	HUNGARY

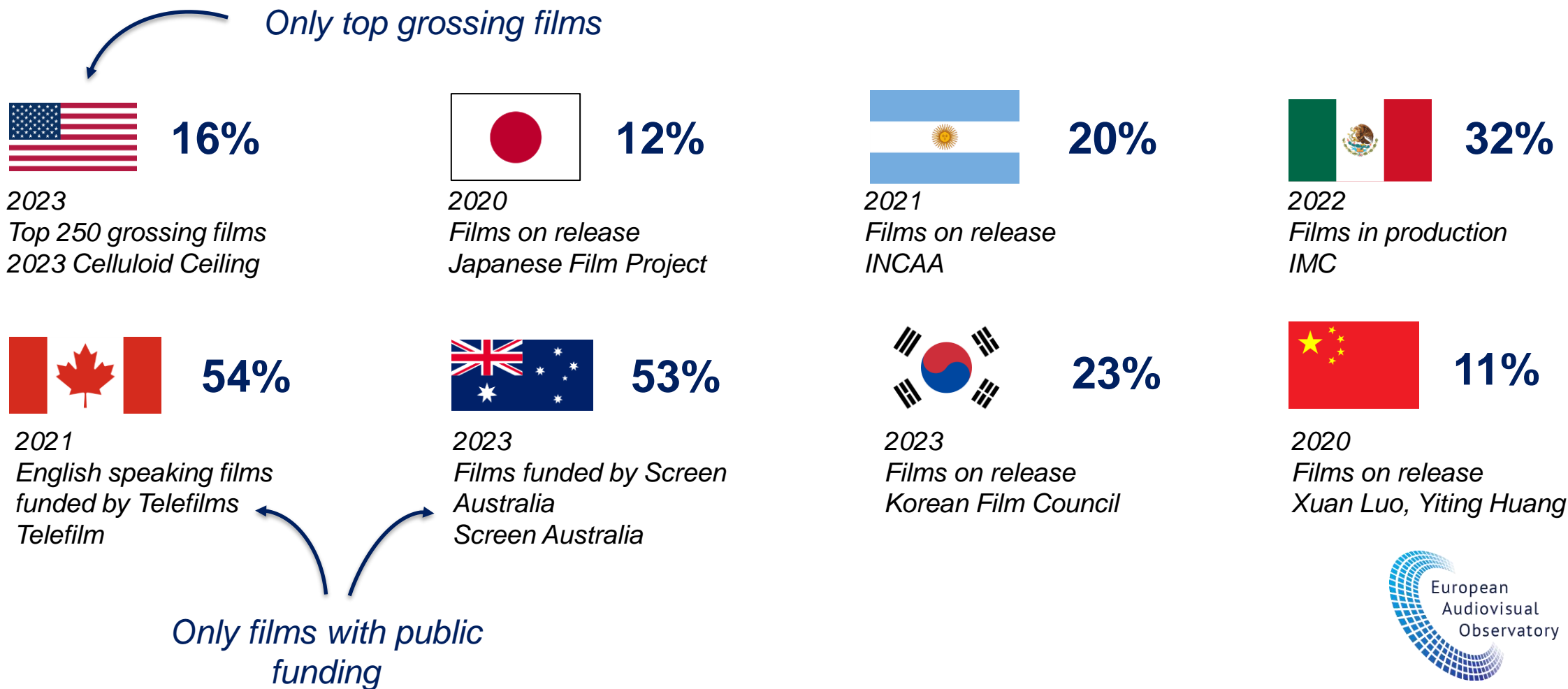
TOP 5 COUNTRIES BY INCREASE OF WOMAN SHARE 2019-2023 VS. 2018-2015

+ Ireland, Spain, Croatia, Slovenia, Estonia, Hungary

	DIRECTORS	WRITERS	PRODUCERS	DOPS	COMPOSERS	EDITORS
1	ICELAND	ICELAND	SLOVENIA	CROATIA	SPAIN	CROATIA
2	IRELAND	IRELAND	ICELAND	SWEDEN	SLOVENIA	ROMANIA
3	DENMARK	BULGARIA	LITHUANIA	SPAIN	IRELAND	NORWAY
4	GERMANY	CROATIA	HUNGARY	DENMARK	NORWAY	SPAIN
5	FINLAND	SLOVAKIA	DENMARK	ESTONIA	ESTONIA	HUNGARY

AND BEYOND EUROPE?

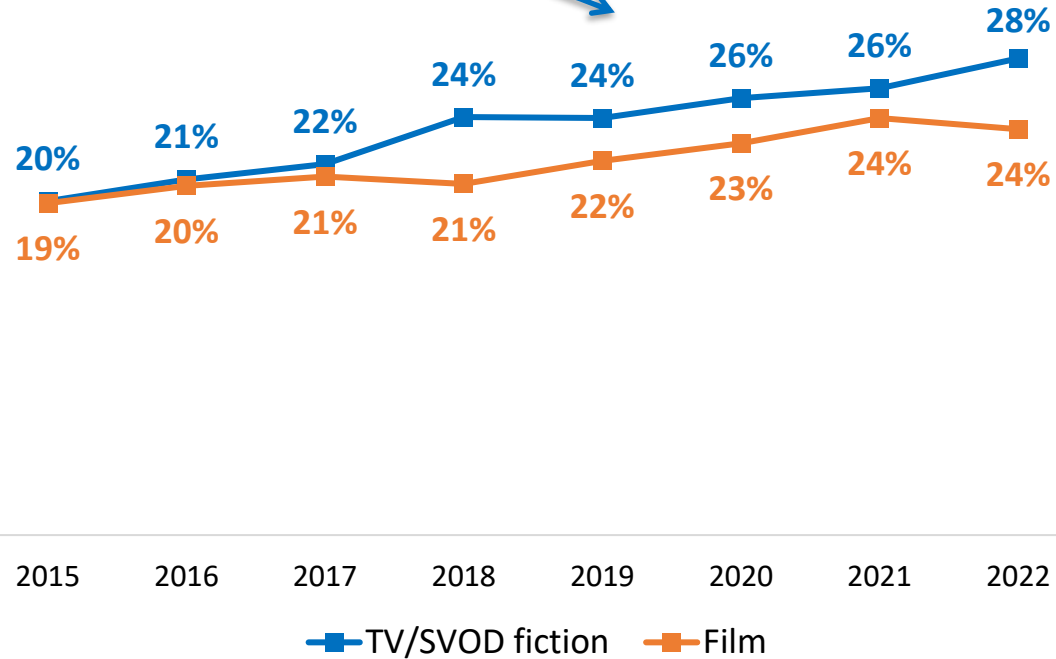
COMPARING THE SHARE OF WOMEN DIRECTORS IS CHALLENGING



A COMPARISON WITH TV/SVOD FICTION

A SLIGHTY BETTER SITUATION IN TV/VOD FICTION

Some door opening due to the boom in production?

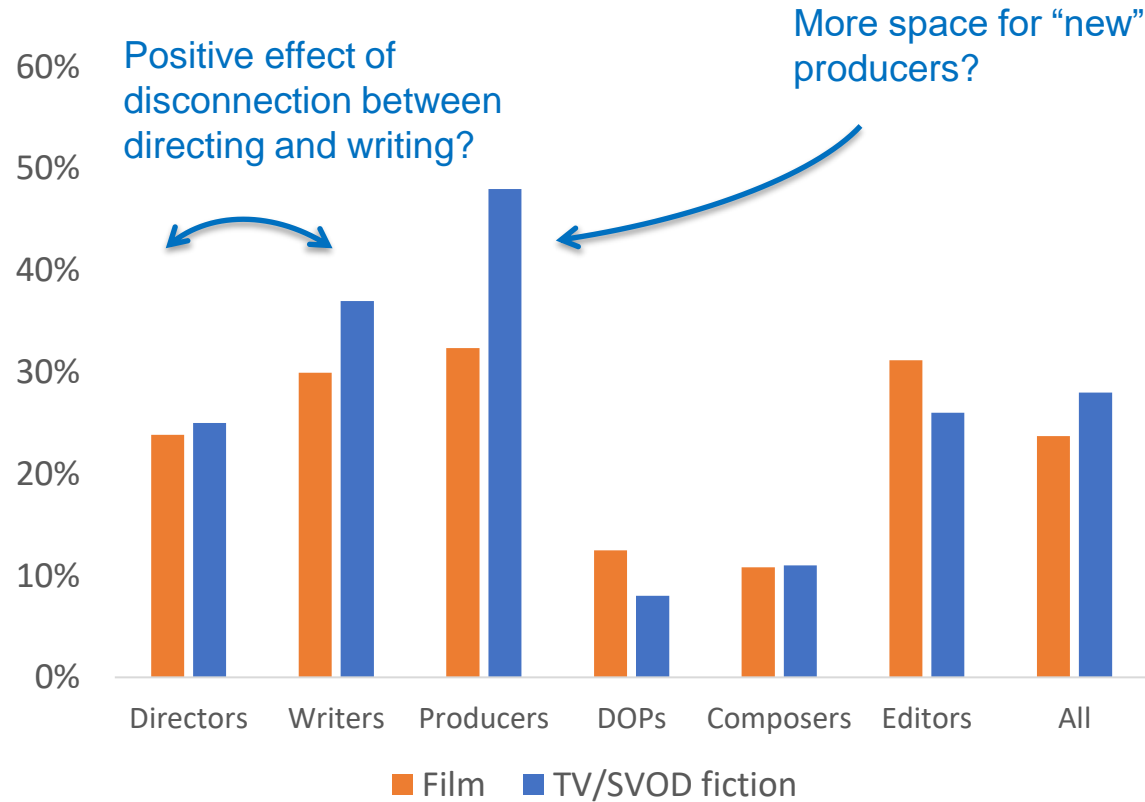


Share of assignments

Directors
Writers
Producers
DOPs
Composers
Editors

IN PARTICULAR FOR WRITERS AND PRODUCERS

Share of assignments



OUR REPORTS

Female professionals in European film production

2024 edition

Gilles Fontaine
October 2024

A publication of the European Audiovisual Observatory



Female professionals in European TV/SVOD fiction production 2015-2022 figures

Gilles Fontaine
January 2024

A publication of the European Audiovisual Observatory

