

Female professionals in European film production

Misure e fonti di finanziamento a sostegno della professionalità
femminile nel cinema e nell'audiovisivo in Italia e in Europa

Università Cattolica del Sacro Cuore
18 marzo 2023

Patrizia Simone
European Audiovisual Observatory



Scope and methodology

Female professionals working as

- Directors
- Screenwriters
- Producers
- Cinematographers
- Composers

of **European feature films**

- produced between 2017 and 2021
- theatrically released in at least one European market (as tracked in LUMIERE)

Research questions

Three different angles

A

What is the share of women among active professionals?

Workforce

B

What is the share of female professionals per film?

Films

C

What is the share of films made by female-driven teams?

Female-driven teams

Research questions

Three different angles

A

What is the share of women among active professionals?

Workforce

B

What is the share of female professionals per film?

Films

C

What is the share of films made by female-driven teams?

Female-driven teams

Research questions

Three different angles

A

How are women represented among active professionals?

Workforce

B

What is the share of female professionals per film?

Films

C

- For each film we calculated the % of women out of all professionals in a given role
- Then, we averaged the results for all films in the sample

Female-driven teams

Research questions

Three different angles

A

What is the share of women among active professionals?

Workforce

B

What is the share of female professionals per film?

Films

C

What is the share of films made by female-driven teams?

Female-driven teams

At a glance:

General overview

ALL PROFESSIONAL ROLES COMBINED

A

What is the share of women among active professionals?

24%

Workforce

B

What is the share of female professionals per film?

21%

Films

C

What is the share of films made by female-driven teams?

17%

Female-driven teams

A) WORKFORCE (2017-2021)



What is the share
of women among active
professionals?

DIRECTORS

25%

TV 23%

SCREENWRITERS

28%

TV 37%

PRODUCERS

34%

TV 42%

CINEMATOGRAPHERS

10%

TV 9%

COMPOSERS

10%

TV 8%

ALL PROFESSIONAL ROLES COMBINED

A

What is the share of women among active professionals?

24%

Workforce

B

What is the share of female professionals per film?

21%

Films

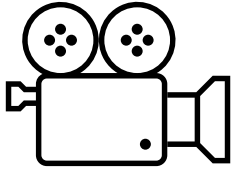
C

What is the share of films made by female-driven teams?

17%

Female-driven teams

B) PRODUCTION OF WORKS (2017-2021)



What is the share
of women per film?

DIRECTORS

22%

workforce 25%

SCREENWRITERS

27%

workforce 28%

PRODUCERS

32%

workforce 34%

CINEMATOGRAPHERS

10%

workforce 10%

COMPOSERS

8%

workforce 10%

ALL PROFESSIONAL ROLES COMBINED

A

What is the share of women among active professionals?

24%

Workforce

B

What is the share of female professionals per film?

21%

Films


C

What is the share of films made by female-driven teams?

17%

Female-driven teams

C) FEMALE-DRIVEN FILMS (2017-2021)



What is the % of films
by female-driven teams?

DIRECTORS

20%

films 22%

SCREENWRITERS

19%

films 27%

PRODUCERS

23%

films 32%

CINEMATOGRAPHERS

9%

films 10%

COMPOSERS

7%

films 8%

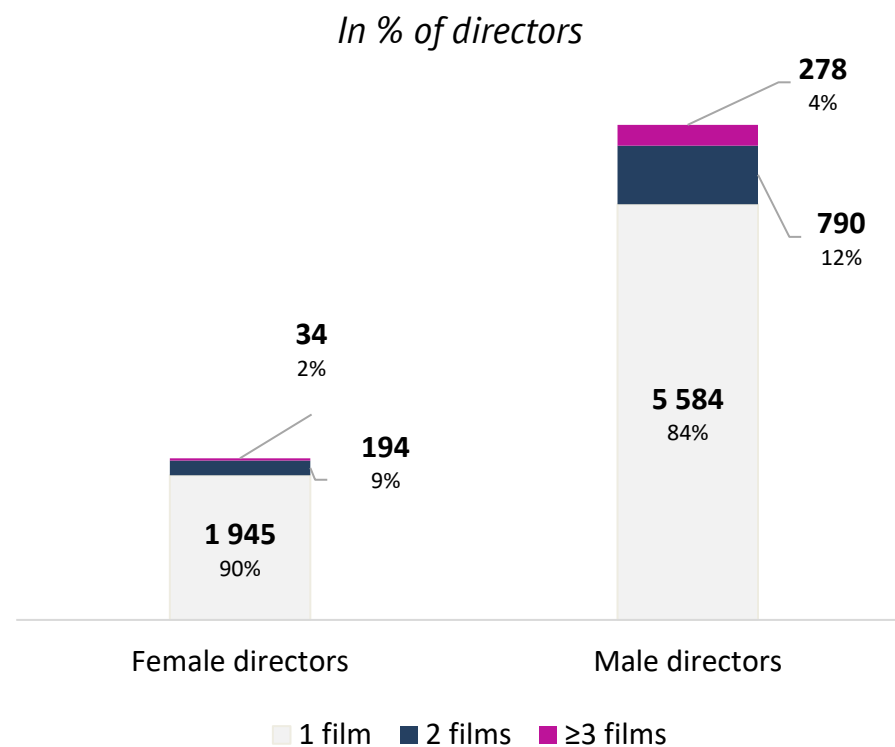
Key highlights

Highlight #1

Comparatively, the level of activity was slightly lower for female than for male professionals.

- ✓ Only about 10% of female directors made more than one film between 2017 and 2021.

FILM DIRECTORS: level of activity by gender (2017-2021)

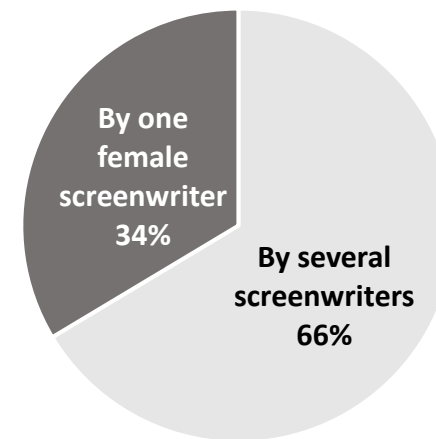


Highlight #2

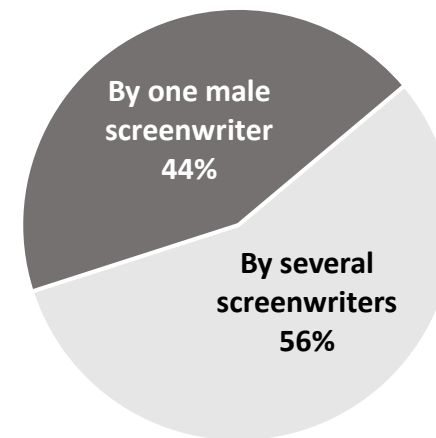
Women worked in teams more often than men.

✓ Considering feature films written by at least one woman, 66% were written with another professional.

SCREENWRITERS: breakdown of European films by at least one female (co)writer (2017-2021)



SCREENWRITERS: breakdown of European films by at least one male (co)writer (2017-2021)

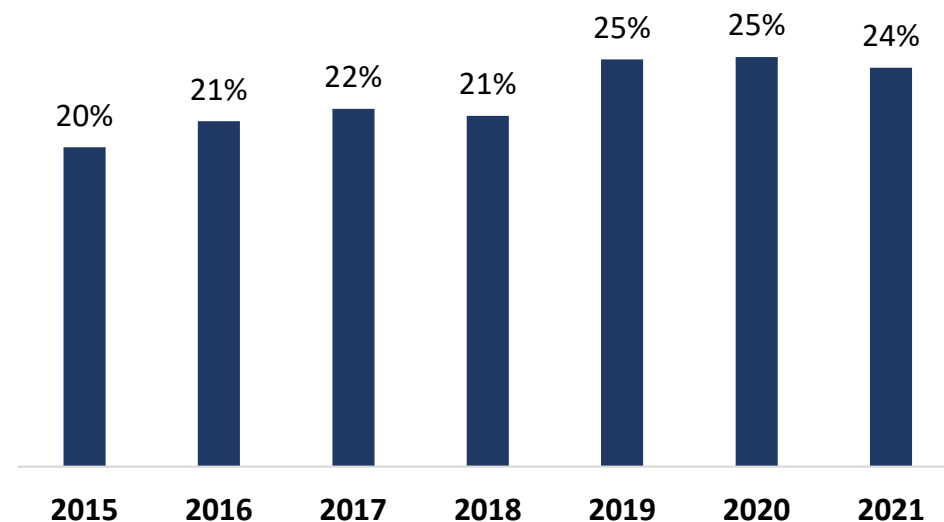


Highlight #3

The % share of female professionals is growing slowly.

- ✓ Observed for all key roles.
- ✓ Differences across territories and genres.

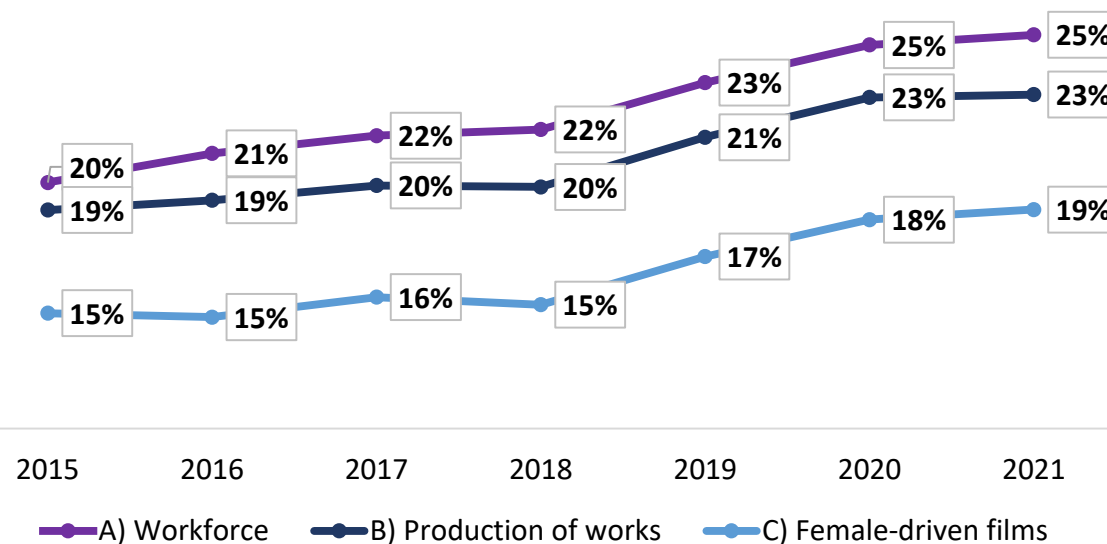
FILM DIRECTORS: share of women among active directors, by production year (2015-2021)



Highlight #3

Slow progression
in the overall female presence
(all 5 roles combined).

ALL PROFESSIONAL ROLES COMBINED:
share of women by year of production
(2017-2021)

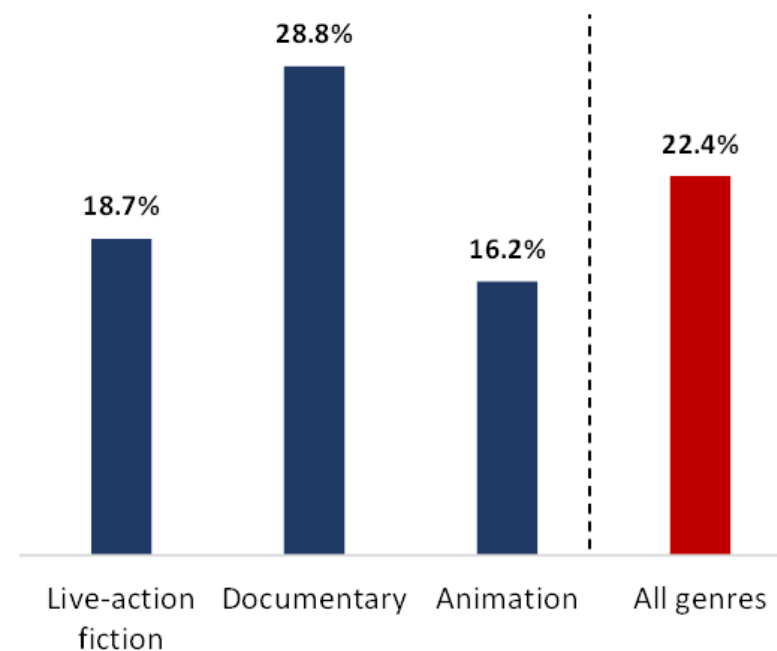


Highlight #4

The share of women was higher for documentaries than for other film genres.

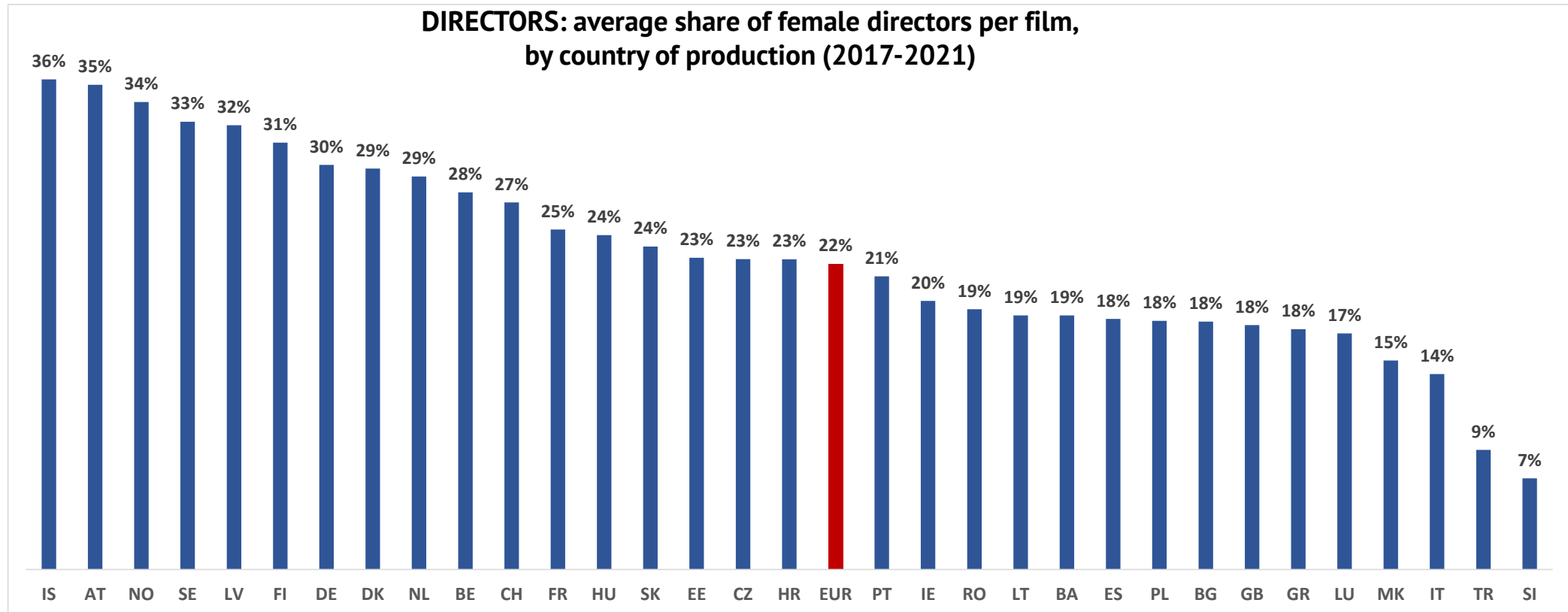
✓ Observed for all categories.

FILM DIRECTORS: average share of female directors per film, by film genre (2017-2021)



Highlight #5

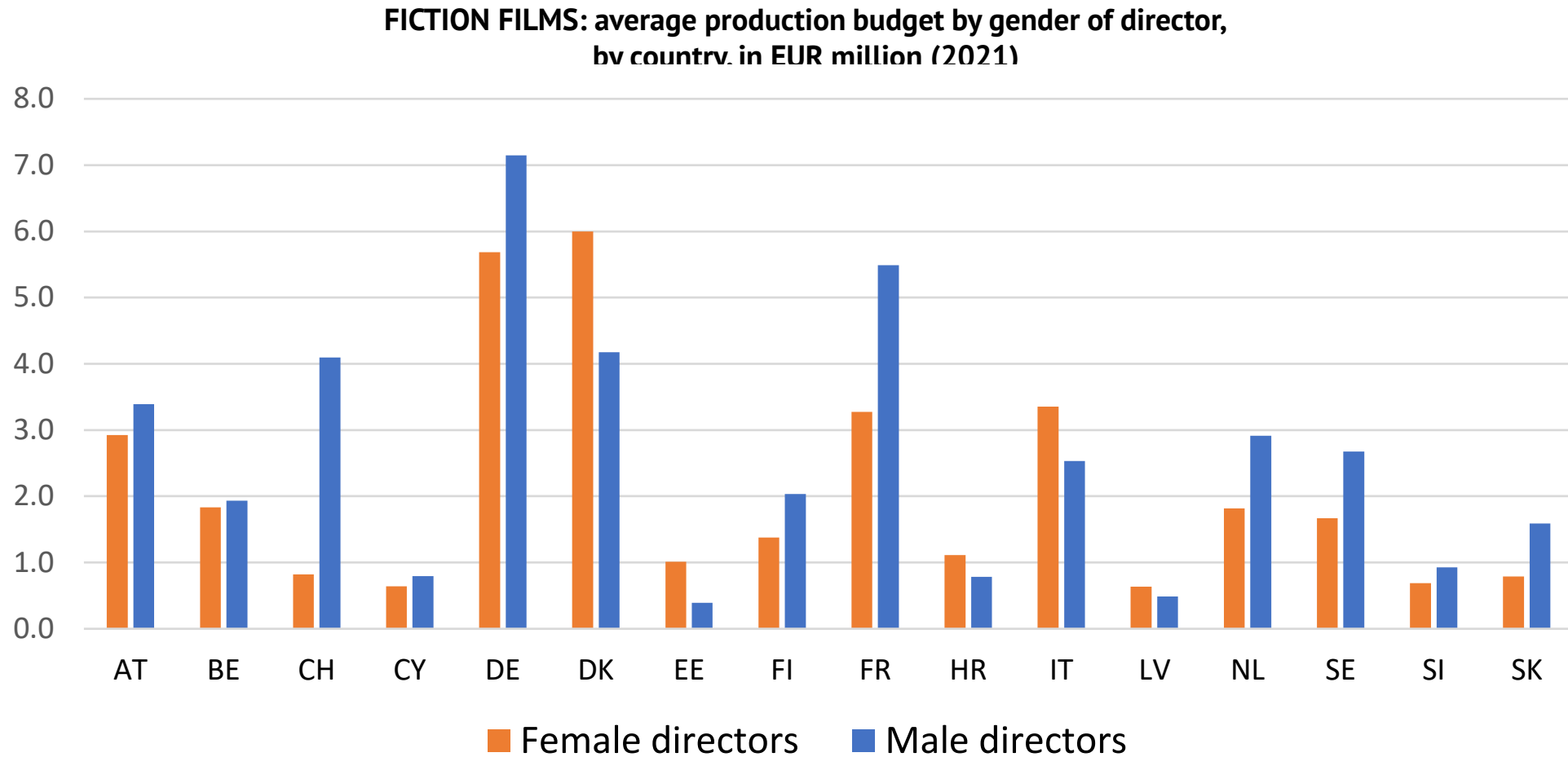
Significant differences across countries.



Budgets

FICTION

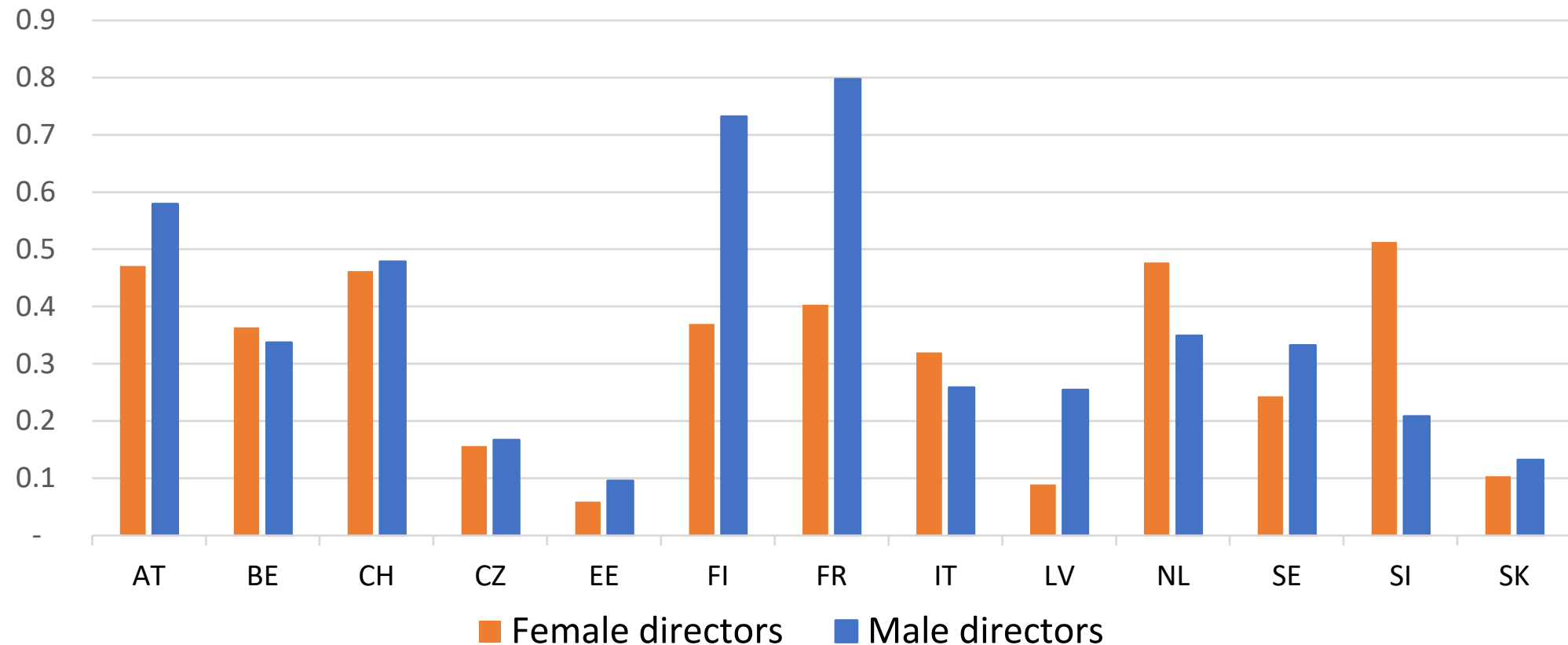
The average budget of films by female directors is **19%** lower than the budgets of films by male directors.



DOCUMENTARY

The average budget of films by female directors is **8%** lower than the budgets of films by male directors

DOCUMENTARY FILMS: average production budget by gender of director, by country, in EUR million (2021)



Summing up:

- Women worked on fewer films than men
 - ... and in teams more often than male colleagues.
- Documentary is the genre with the highest female presence.
- Gender disparity in production budgets.
- Slow progress towards equality
 - ... with significant variations across countries.

Thank you!

Questions?

patrizia.simone@coe.int

