

Female professionals in European film production

*“Women in European cinema:
are we making progress?”*

7th December 2022

Patrizia Simone
European Audiovisual Observatory



Scope and methodology

Female professionals working as

- Directors
- Screenwriters
- Producers
- Cinematographers
- Composers
- Lead roles / protagonists

of **European feature films**

- produced between 2017 and 2021
- theatrically released in at least one European market (as tracked in LUMIERE)

Research questions

Three different angles

A

What is the share of women among active professionals?

Workforce

B

What is the share of female professionals per film?

Films

C

What is the share of films made by a majority of female professionals (female-driven teams)?

Creative teams

Research questions

Three different angles

A

What is the share of women among active professionals?

Workforce

B

What is the share of female professionals per film?

Films

C

What is the share of works by a majority of female professionals (female-driven teams)?

Creative teams

At a glance:
General overview

Research questions

Three different angles

A

What is the share of women among active professionals?

Workforce

B

What is the share of female professionals per film?

Films

C

What is the share of works by a majority of female professionals (female-driven teams)?

Creative teams

Share of women among active professionals (2017-2021)

DIRECTORS

25%

TV 22%

CINEMATOGRAPHERS

10%

TV 7%

SCREENWRITERS

28%

TV 36%

COMPOSERS

10%

TV 6%

PRODUCERS

34%

TV 43%

LEAD ROLES

39%

TV 43%

Research questions

Three different angles

A

How are women represented among active professionals?

Workforce

B

What is the share of female professionals per film?

Films

C

- For each film we calculated the % of women out of all professionals in a given role
- Then, we averaged the results for all films in the sample

Creative teams

Average share of female professionals per film (2017-2021)

DIRECTORS

22%

Workforce 25%

CINEMATOGRAPHERS

10%

Workforce 10%

SCREENWRITERS

27%

Workforce 28%

COMPOSERS

8%

Workforce 10%

PRODUCERS

32%

Workforce 34%

LEAD ROLES

39%

Workforce 39%

Key highlights

Highlight #1

Comparatively, the level of activity was slightly lower for female than for male professionals.

- ✓ Only about 10% of female directors made more than one film between 2017 and 2021.

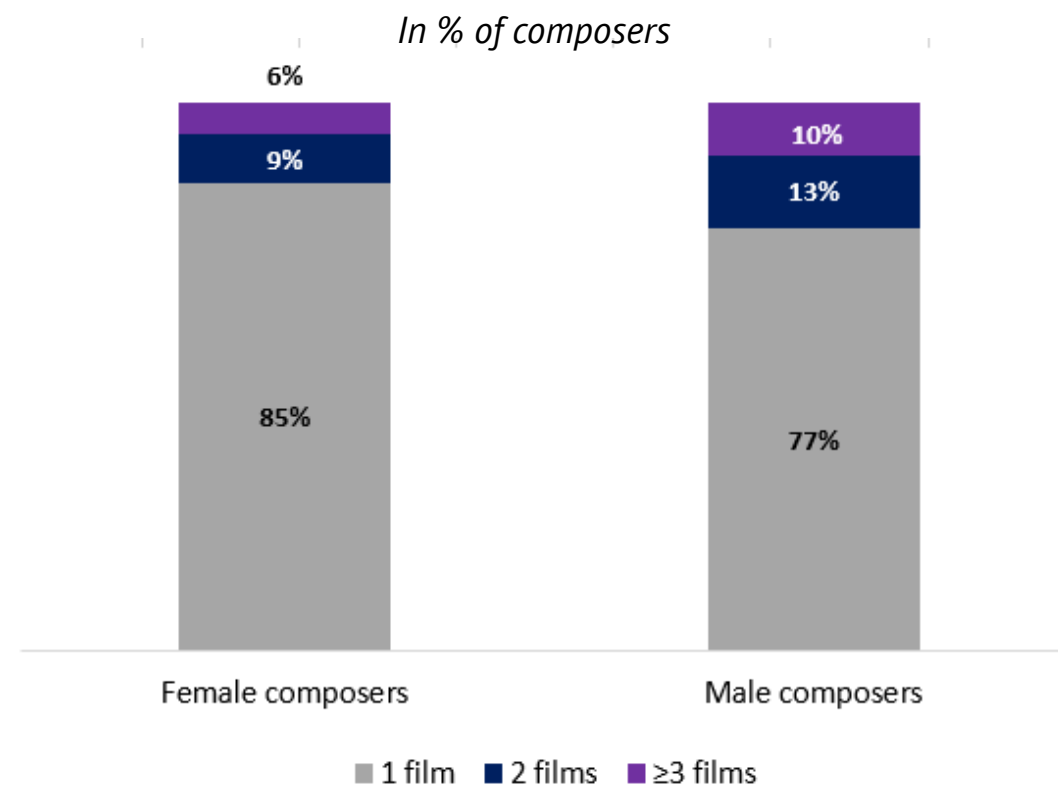
FILM DIRECTORS: level of activity by gender (2017-2021)

In % of directors



- ✓ Only 15% of female composers in the sample worked on more than one film between 2017 and 2021, compared to 23% for men.

FILM COMPOSERS: level of activity by gender (2017-2021)

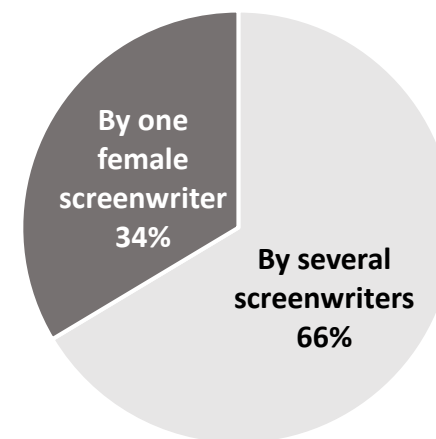


Highlight #2

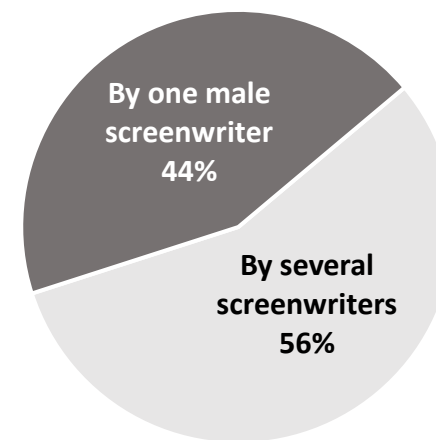
Women worked in teams more often than men.

✓ Considering feature films written by at least one woman, 66% were written with another professional.

SCREENWRITERS: breakdown of European films by at least one female (co)writer (2017-2021)



SCREENWRITERS: breakdown of European films by at least one male (co)writer (2017-2021)

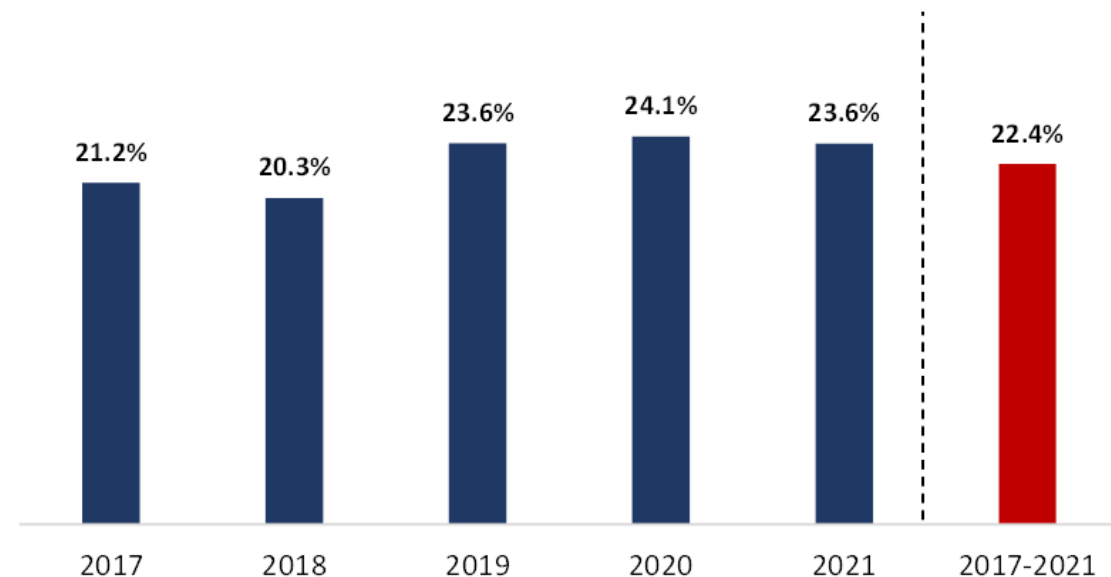


Highlight #3

The % share of female professionals per film is growing slowly.

- ✓ Observed for all key roles.
- ✓ Differences across territories and genres.

FILM DIRECTORS: average share of female directors per film, by production year (2017-2021)

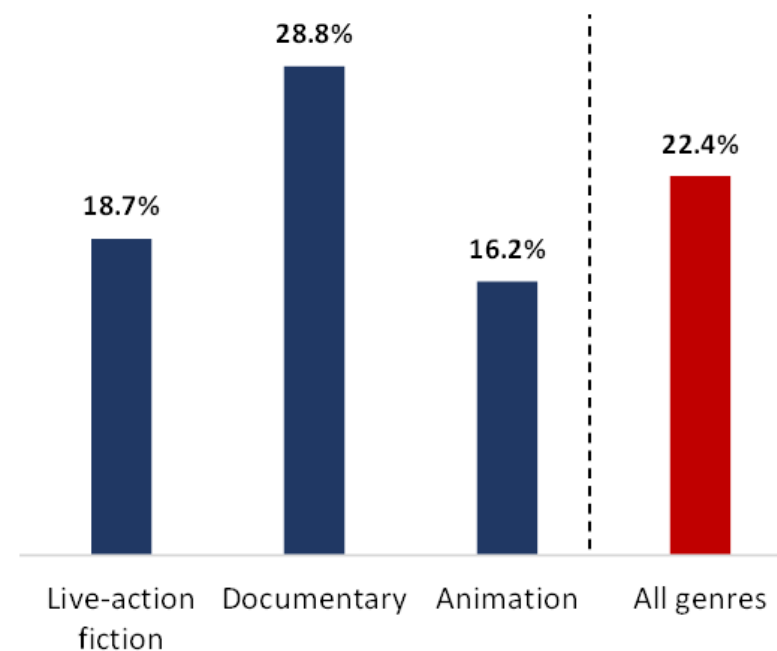


Highlight #4

The share of women was higher for documentaries than for other film genres.

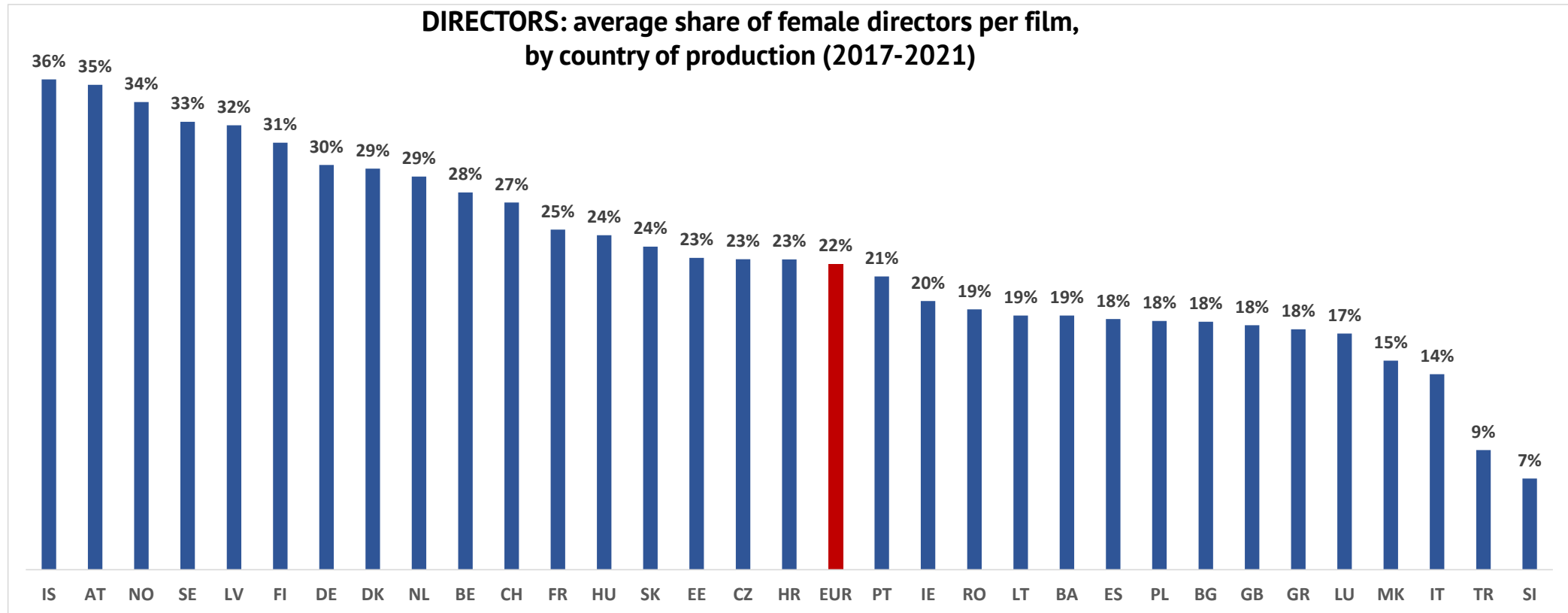
✓ Observed for all categories except main cast.

FILM DIRECTORS: average share of female directors per film, by film genre (2017-2021)



Highlight #5

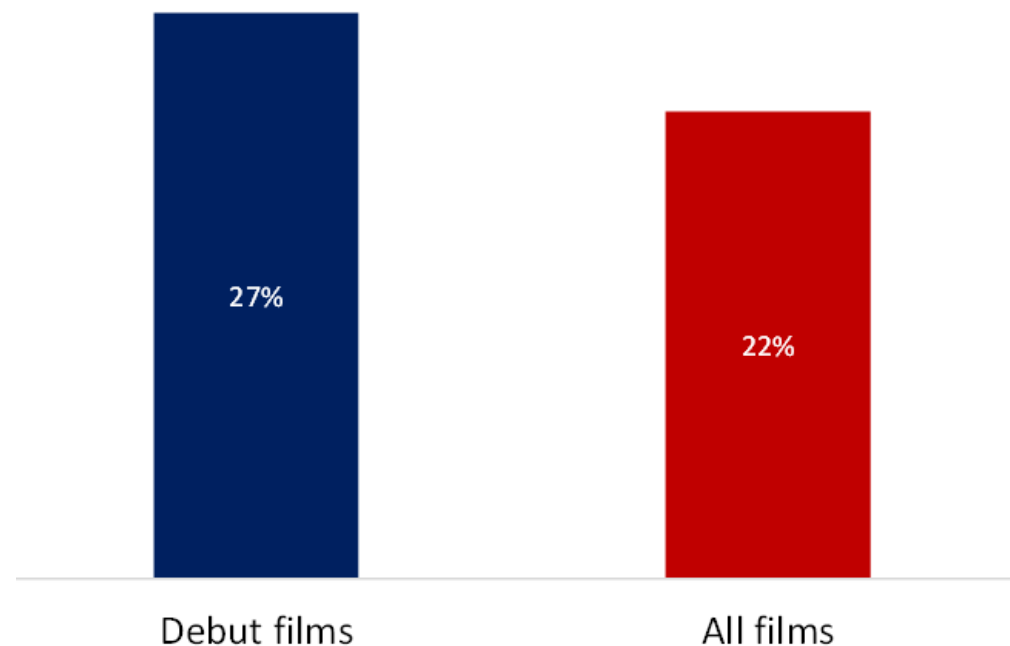
Significant differences across countries.



Highlight #6

The average % of female directors was slightly higher for “debut films” than for films in general.

FILM DIRECTORS: average share of female directors per title in European debut films (2017-2021)

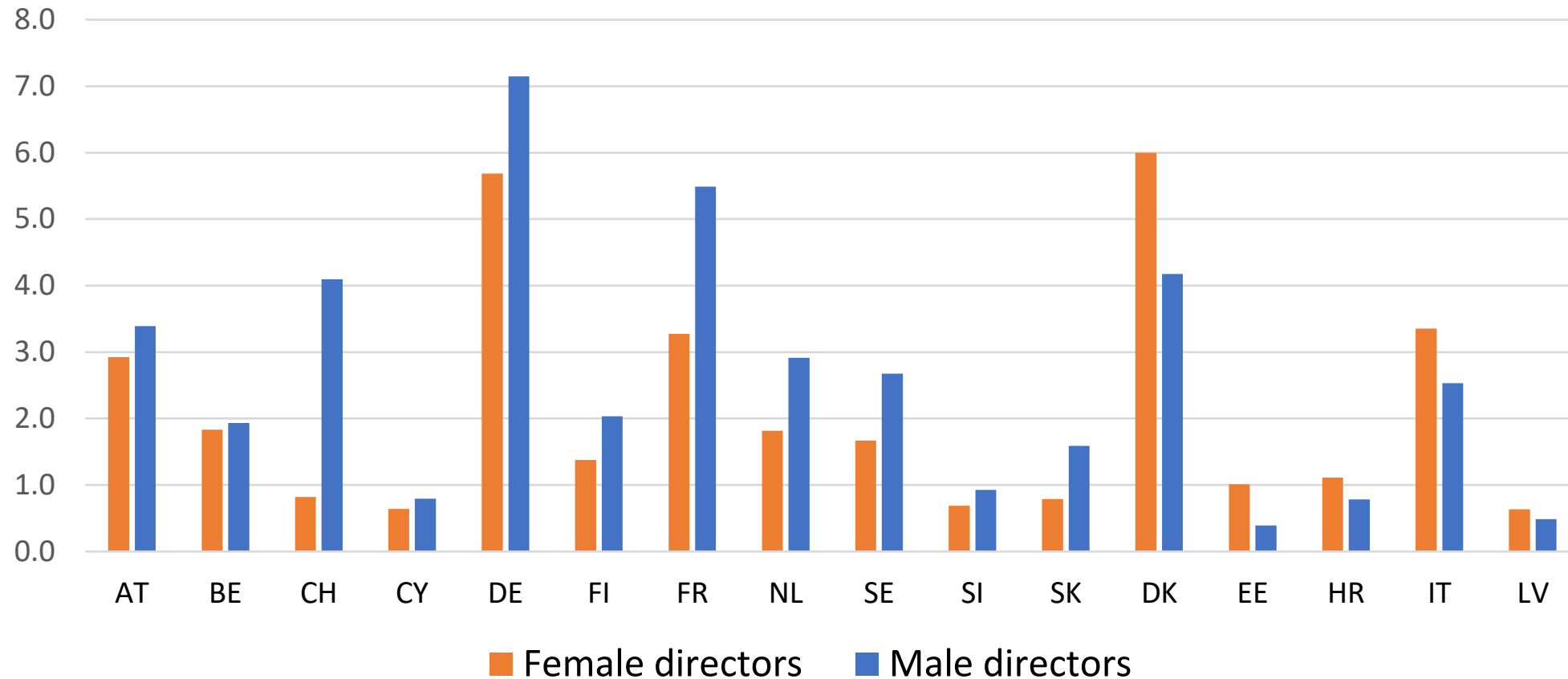


Budgets

FICTION

The average budget of films by female directors is **19%** lower than the budgets of films by male directors.

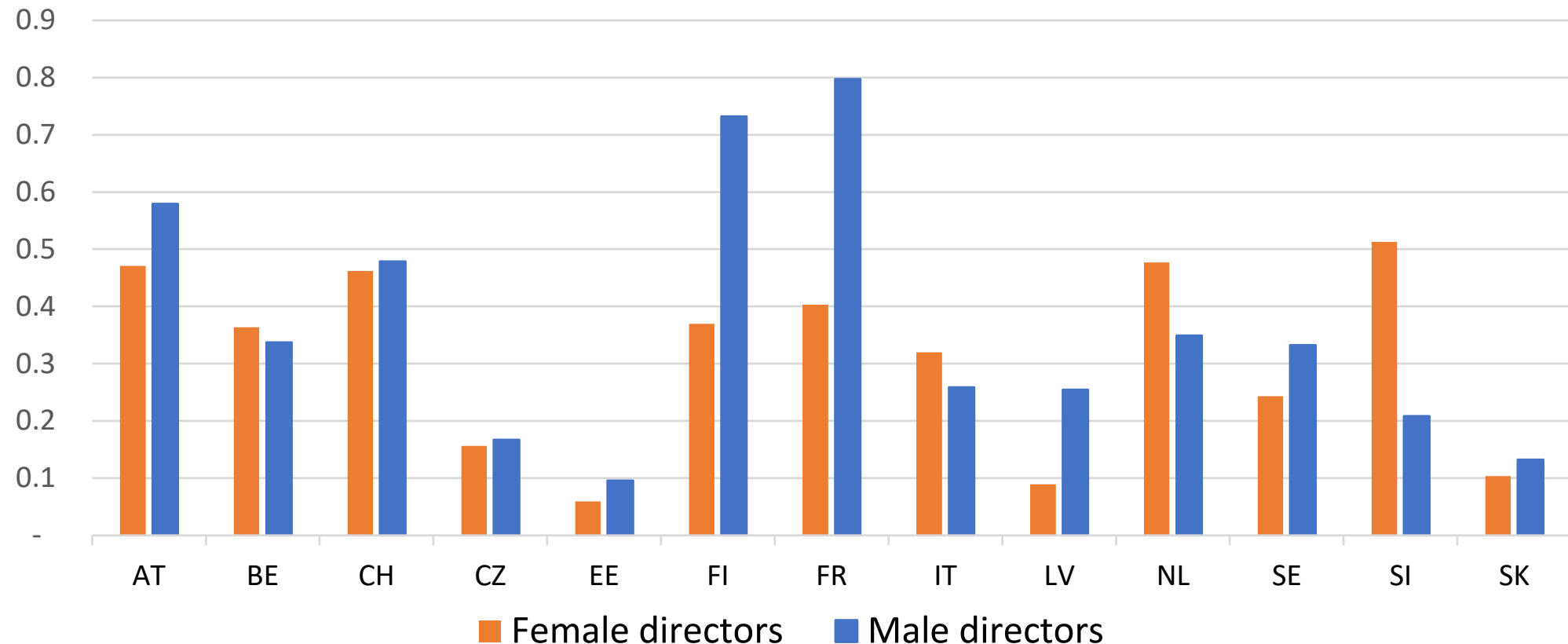
FICTION FILMS: average production budget by gender of director, by country, in EUR million (2021)



DOCUMENTARY

The average budget of films by female directors is **8%** lower than the budgets of films by male directors

DOCUMENTARY FILMS: average production budget by gender of director, by country, in EUR million (2021)

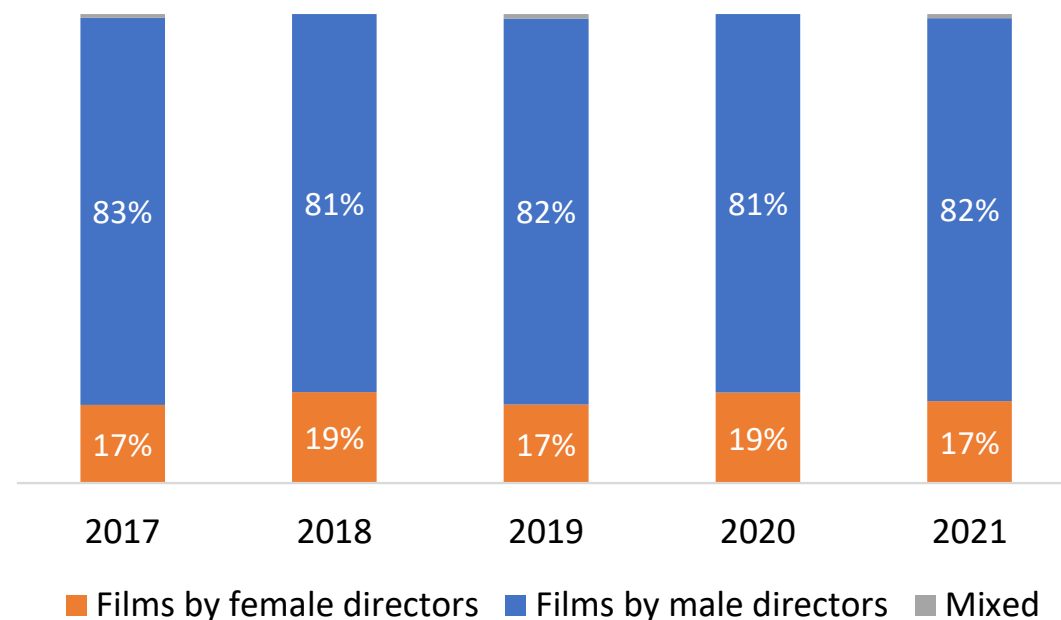


FICTION

Cumulative budgets of fiction films by female directors represented **17%** of total budgets in 2021

- ✓ Sample of 15 countries.
- ✓ Significant variation across territories.

FICTION FILMS: cumulative budgets by gender of director (2017-2021)

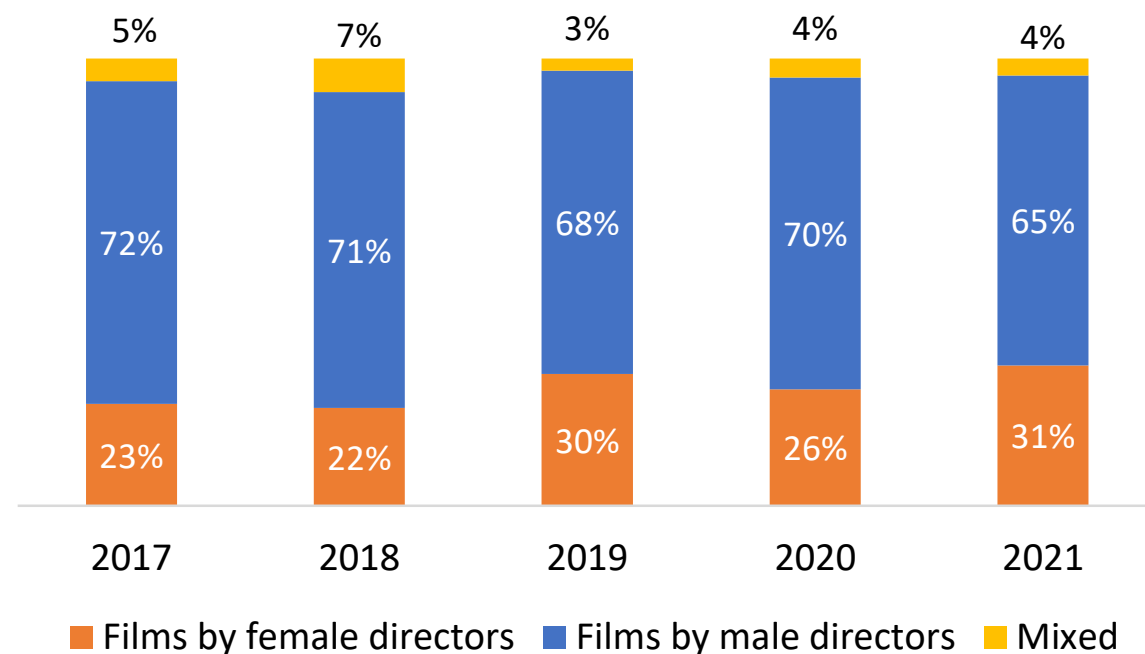


DOCUMENTARIES

Cumulative budgets of films directed by women accounted for 31% of total budgets.

- ✓ Sample of 13 countries.
- ✓ Significant variations across territories.

DOCUMENTARY films: cumulative budgets by gender of director (2017-2021)



Summing up:

- Women worked on fewer films than men
 - ... and in teams more often than male colleagues
- Disparity in production budgets
- Slow progress towards equality
 - ... with significant variations across countries

Thank you!

Questions?

patrizia.simone@coe.int

