

VOLUNTARY CONTRIBUTIONS 2016

Facts and figures

VOLUNTARY CONTRIBUTIONS 2016

Facts and figures

French edition

Faits et chiffres 2016

All requests concerning the reproduction or translation of all or part of this document should be addressed to the Directorate of Communication (F-67075 Strasbourg Cedex or publishing@coe.int).

All other correspondence concerning this document should be addressed to the Resource Mobilisation and Donor Relations Division.

Cover and layout:
Documents and Publications
Production Department (SPDP),
Council of Europe

© Council of Europe, September 2017
Printed at the Council of Europe

Contents

INTRODUCTION	5
VOLUNTARY CONTRIBUTIONS – TRENDS AND DEVELOPMENTS	6
SOURCES OF EXTRA-BUDGETARY FUNDING IN 2016	7
DISTRIBUTION OF EXTRA-BUDGETARY RESOURCES IN 2016	12
BILATERAL OR COUNTRY-SPECIFIC CO-OPERATION	13
THEMATIC AND MULTILATERAL CO-OPERATION	20
STRATEGIC PROGRAMMING AND DONOR RELATIONS	22
STRATEGIC PARTNERSHIPS	22
RESULT-BASED RESOURCE MANAGEMENT	23
EFFICIENT, STREAMLINED MANAGEMENT AND REPORTING OF EXTRA-BUDGETARY RESOURCES	23
MONITORING AND CONTROL SYSTEMS	23
THE COUNCIL OF EUROPE AND OFFICIAL DEVELOPMENT ASSISTANCE	24
CONCLUSION	25
APPENDIX 1	27
APPENDIX 2	53

Introduction

The Council of Europe introduced a biennial programme and budget, proposed by the Secretary General and approved by the Committee of Ministers, in 2012. The programme and budget divides the Organisation's standard-setting, monitoring and co-operation activities into three pillars: Human Rights, Rule of Law and Democracy. It sets out agreed priorities and objectives and shows the resources needed to achieve them. It explains the Organisation's Ordinary Budget allocation and its extra-budgetary resource requirements.

■ The Ordinary Budget traditionally finances the functioning of the Organisation's statutory organs and other bodies, intergovernmental standard setting, monitoring activities and administrative infrastructure.

■ Extra-budgetary resources provide the main source of funding for the Organisation's co-operation programmes. With increased emphasis on co-operation – a key element of the Secretary General's reform – extra-budgetary resources have become crucial to the overall work of the Organisation. Extra-budgetary resources include voluntary contributions from member states, the European Union (EU) and from other sources, including observer states, non-member states, non-governmental or non-sovereign sources.

■ Voluntary contributions are sought and accepted for the Council of Europe cooperation priorities as set by the Committee of Ministers in the framework of the Organisation's Programme and Budget and specific action plans, in order to ensure that activities and related expenditure are focused on agreed priorities. Contributions may be unearmarked, soft-earmarked to action plans or earmarked to individual projects.

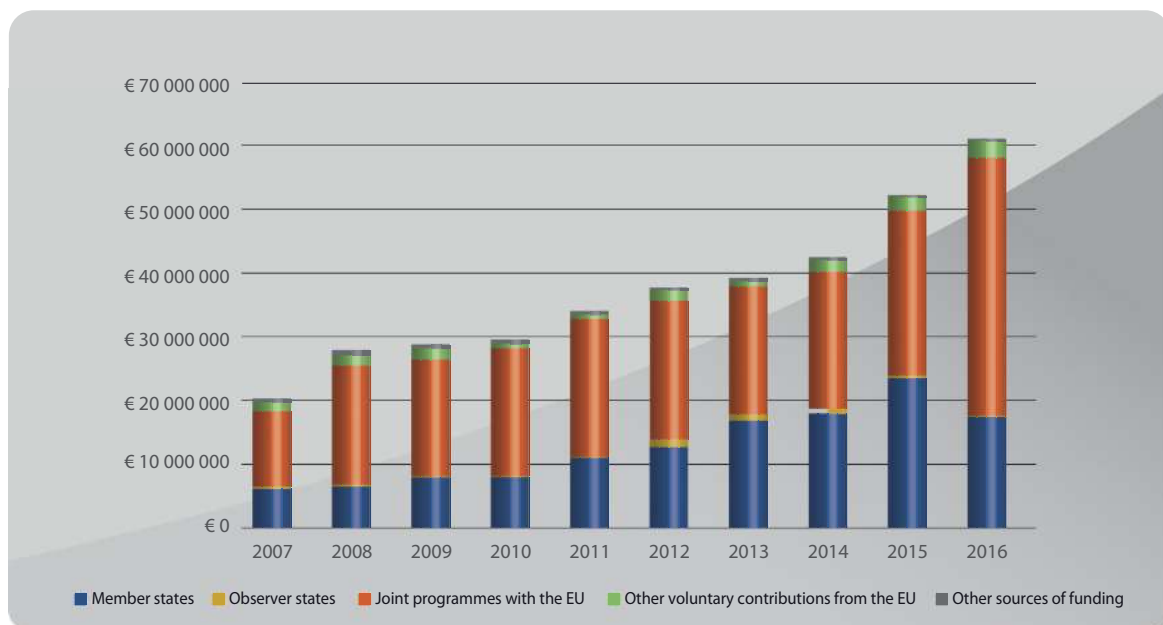
■ This publication provides data and statistics on the extra-budgetary resources of the Council of Europe in 2016.¹

1. Based on actual monetary receipts on the Organisation's bank account between 1 January and 31 December 2016.

Voluntary contributions – trends and developments

■ The bar chart below illustrates the evolution of the extra-budgetary resources of the Council of Europe from 2007 until 2016.

Figure 1 – Extra-budgetary receipts of the Council of Europe 2007-2016



■ Over the last five years,

- ▶ Extra-budgetary receipts increased by 62%, from €37 743 293 in 2012 to €61 255 969 in 2016;
- ▶ Voluntary contributions by member states increased by 37%, from €12 735 261 to €17 422 164;
- ▶ Receipts from the European Union² (EU) grew by 87%, reaching €40 508 479 in 2016;
- ▶ Total contributions from observer states averaged €772 777 per year, with a peak of €1 253 290 in 2012, since then decreasing to €264 160 in 2016;
- ▶ A total of €233 041 639 was received in extra-budgetary contributions.

■ In 2016,

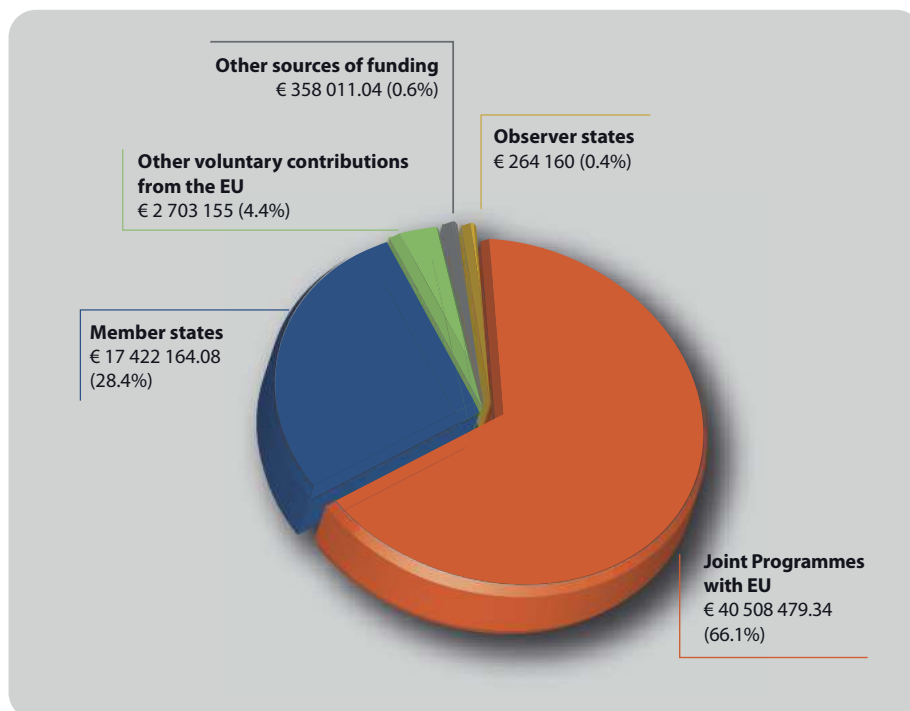
- ▶ Extra-budgetary receipts reached their highest level at €61 255 969, representing an increase of 17% compared to 2015;
- ▶ Voluntary contributions from member states accounted for 28% of total extra-budgetary receipts, a decrease of 26% compared to 2015;
- ▶ 38 of the 47 member states made voluntary contributions (up from 36 in 2015);
- ▶ Receipts in the framework of Joint Programmes between the Council of Europe and the EU increased by 57% compared to 2015 and accounted for 66% of total extra-budgetary receipts;
- ▶ The EU also made a number of voluntary contributions outside of the framework of Joint Programmes amounting to €2 703 155.

2. Receipts from the EU in the framework of Joint Programmes.

Sources of extra-budgetary funding in 2016

■ The overall volume of extra-budgetary receipts (€61 255 969) included voluntary contributions from member states, from the EU and from other sources, including observer states, non-member states and non-state actors. The relative volume of extra-budgetary receipts in relation to the core Ordinary Budget funding of the Programme and Budget (which totalled €259 915 400), increased from 21.3% in 2015 to 23.6% in 2016.

Figure 2 – Extra-budgetary resources in 2016



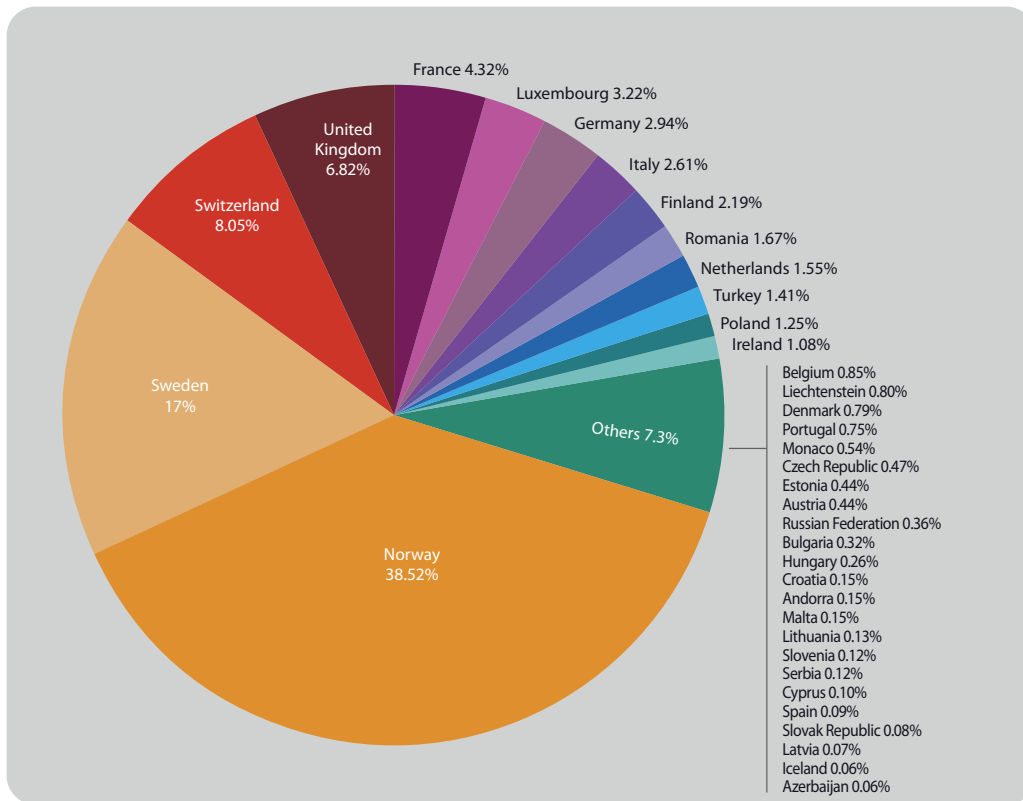
Receipts from member states

■ In 2016, 38 of the 47 member states made bilateral contributions to the Council of Europe (36 in 2015) for a total amount of €15 279 160³.

■ Norway was the largest bilateral donor, with a share of 39% in the total volume of member states' contributions. The second largest bilateral donor was Sweden, accounting for 17% of the total volume of member states' contributions, followed by Switzerland (8% of the total) and United Kingdom (7% of the total).

3. Information on individual donors excludes their contributions to the HRTF and the EEA Grants, which are reflected separately.

Figure 3 – Bilateral voluntary contributions by member states in 2016



■ A total amount of €283 103 was received from Bulgaria and Romania, in the framework of agreements on projects under the European Economic Area (EEA) and Norway Grants.

■ In addition to their individual bilateral contributions, member states contributed to the Human Rights Trust Fund (HRTF)⁴ which disbursed €1 924 454 to the Council of Europe in 2016. The European Economic Area (EEA)⁵ Grants provided a direct contribution of €218 550 in respect of its strategic co-operation agreement with the Council of Europe.

■ Overall, the total volume of receipts from member states was €17 422 164 which represents 28% of the extra-budgetary receipts in 2016, including contributions made through the HRTF and in the framework of the EEA Grants.

■ Further details on individual member states' contributions in 2016 can be found in the appendices of this document.

Secondments by member states

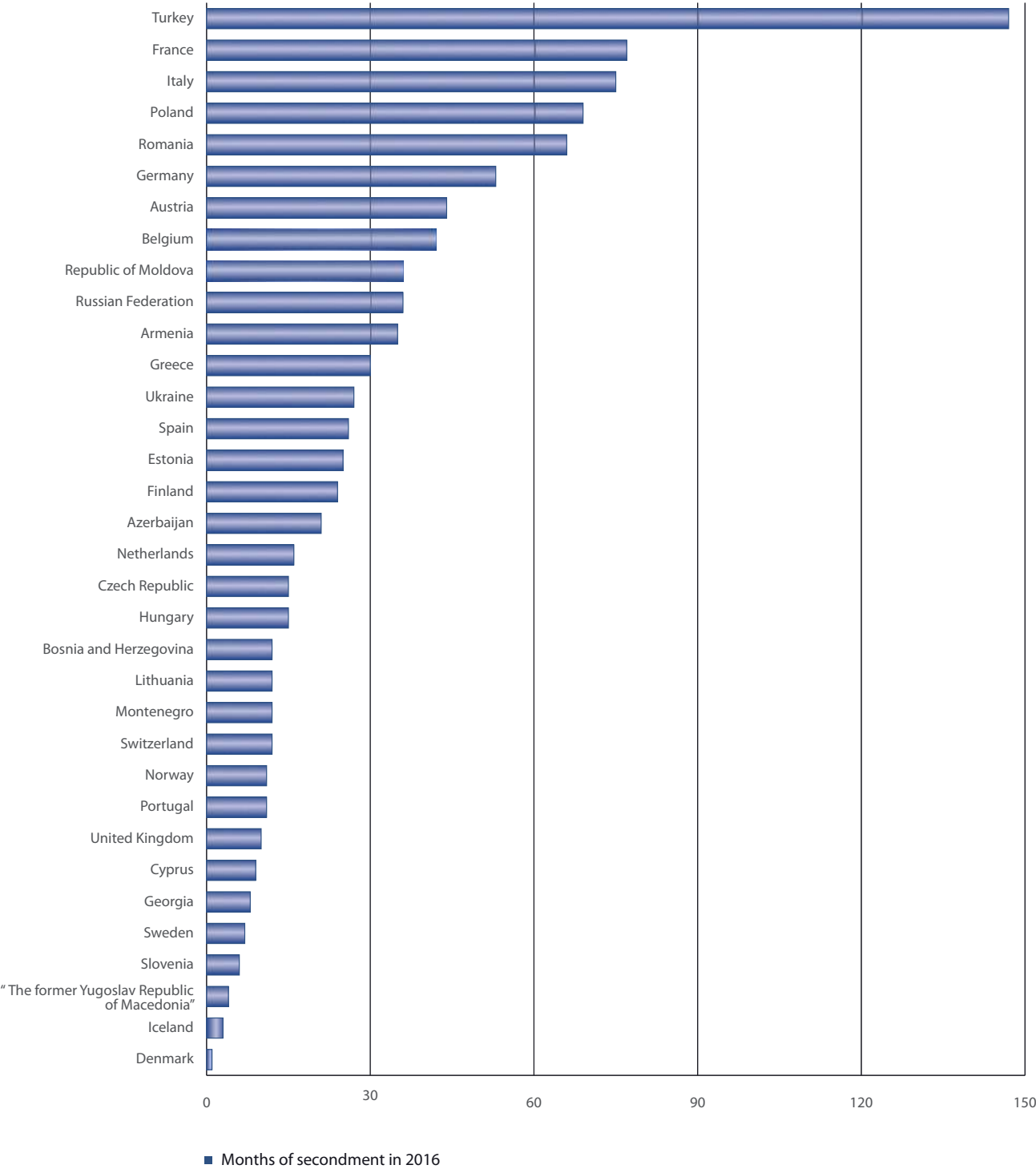
■ Member states also support the work of the Council of Europe in the form of the secondment of national officials to the Organisation. Such secondments are not included in the definition of voluntary contributions but are nonetheless seen as complementary to cash contributions and information is therefore included in this document.

■ In 2016, 34 of the 47 member states seconded national officials to the Organisation, compared to 31 in 2015. Figure 4 illustrates the secondments by member states to the Council of Europe in 2016 (in months). The total amount of months of secondments was an equivalent of 83 national officials seconded full-time to the Council of Europe in 2016.

4. HRTF brings together 6 contributors – Finland, Germany, the Netherlands, Norway, Switzerland and the United Kingdom.

5. EEA Grants bring together 3 contributors: Iceland, Liechtenstein and Norway.

Figure 4 – Secondments by member states to the Council of Europe in 2016 (in months)



Receipts from the European Union

With a share of 70% of the overall volume of extra-budgetary receipts, the EU remained the largest single contributor to the Council of Europe's co-operation activities in 2016. Receipts from the EU under Joint Programmes with the Council of Europe totalled €40 508 479. Other voluntary contributions from the EU, outside of the framework of Joint Programmes, amounted to €2 703 155.

The Council of Europe has developed a strategic partnership with the EU. In 2014, the Council of Europe and the European Commission signed a Statement of Intent to strengthen co-operation. It was followed by the agreement on a Programmatic Co-operation Framework (PCF⁶) for the Eastern Partnership countries (2015-17) worth €33.8 million, the EU-Council of Europe Joint Programme Towards Strengthened Democratic Governance in the Southern Mediterranean (2015-17) worth €7.4 million and more recently, a Horizontal Facility for the Western Balkans and Turkey (2016-19) worth €25 million.

Figure 5 – Receipts from the EU 2007-2016

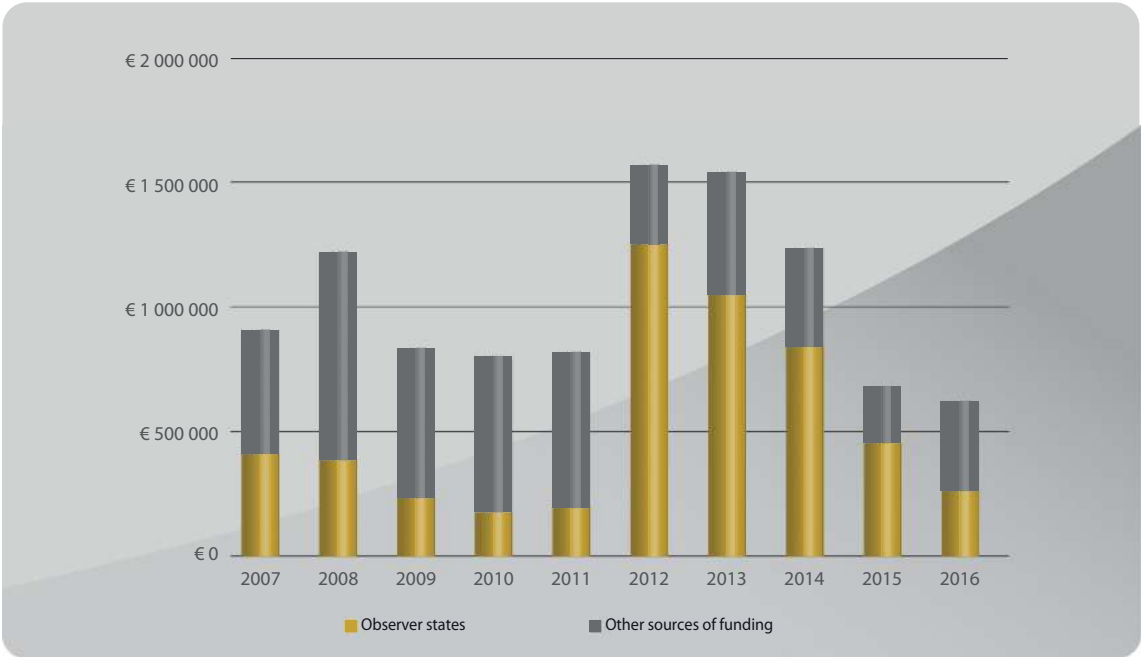


Receipts from observer states and other sources⁷ of funds

Observer states⁸ provided a total of €264 160 in voluntary contributions to the Council of Europe, accounting for 0.4% of the total extra-budgetary receipts. Other partner countries and non-state actors⁹ provided €358 011, corresponding to 0.6% of the total.

6. On 31 March 2017, the Programme steering committee decided to rename the facility as "Partnership for Good Governance".
7. Non-governmental or non-sovereign organisations.
8. Japan and the United States of America.
9. A.G. Leventis Foundation, Aga Khan Development Network, Charta 77 Foundation, Coopérative internationale de la recherche et d'action en matière de communication (CIRCOM), European Cultural Foundation, Gibraltar, International Association of Former Council of Europe Staff Members, Isle of Man, Israel, Japan Foundation, Organisation internationale de la Francophonie, States of Guernsey, States of Jersey, United Nations, University of Nottingham and Vaclav Havel Library.

Figure 6 – Receipts from observer states and other sources of funds 2007-2016



Further details on voluntary contributions received by donor are provided in the appendices.

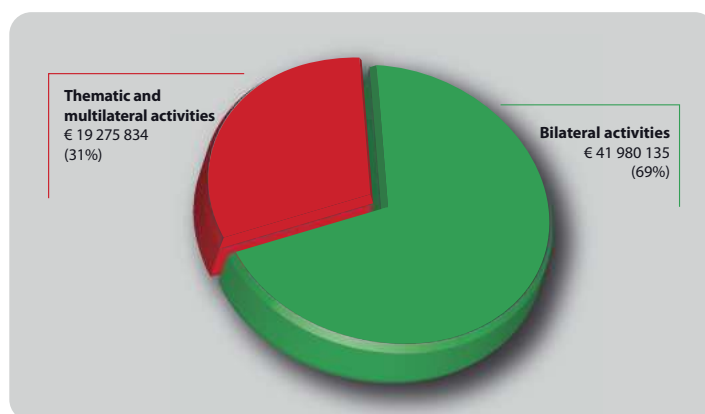
Distribution of extra-budgetary resources in 2016

Extra-budgetary resources support projects approved within the framework of the Council of Europe's Programme and Budget and increasingly finance co-operation activities based on strategic action plans and cooperation documents agreed with beneficiary countries and endorsed by the Committee of Ministers.

The total amount of €61 255 696 received in voluntary contributions were allocated as follows:

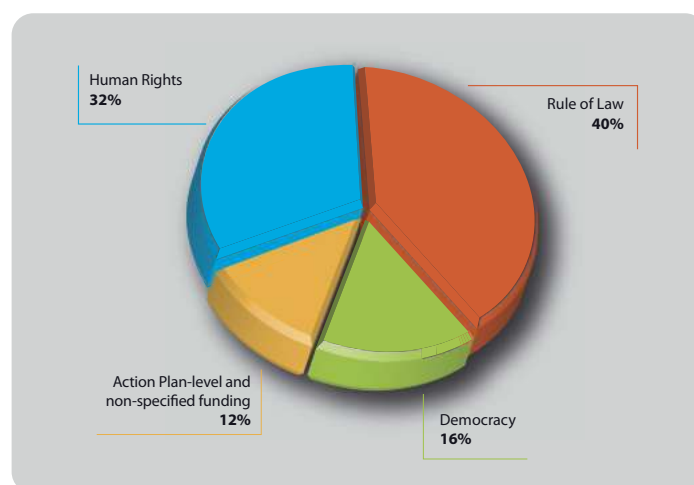
- ▶ 69% to **bilateral activities**¹⁰,
- ▶ 31% supported **thematic and multilateral activities**¹¹.

Figure 7 – Distribution of extra-budgetary resources in 2016



In 2016, 40% (€24 636 013) of the receipts supported activities in the field of rule of law, 32% (€19 247 149) of the receipts were allocated to human rights activities and 16% (€9 944 856) were for activities supporting democracy. 12% (€7 427 952) were non-specified funding, in support of country-specific and thematic action plans or co-operation documents.

Figure 8 – Distribution of extra-budgetary receipts in terms of the Organisation's three pillars: Human Rights, Rule of Law and Democracy



10. Here and throughout this document, bilateral activities refer to country-specific activities.

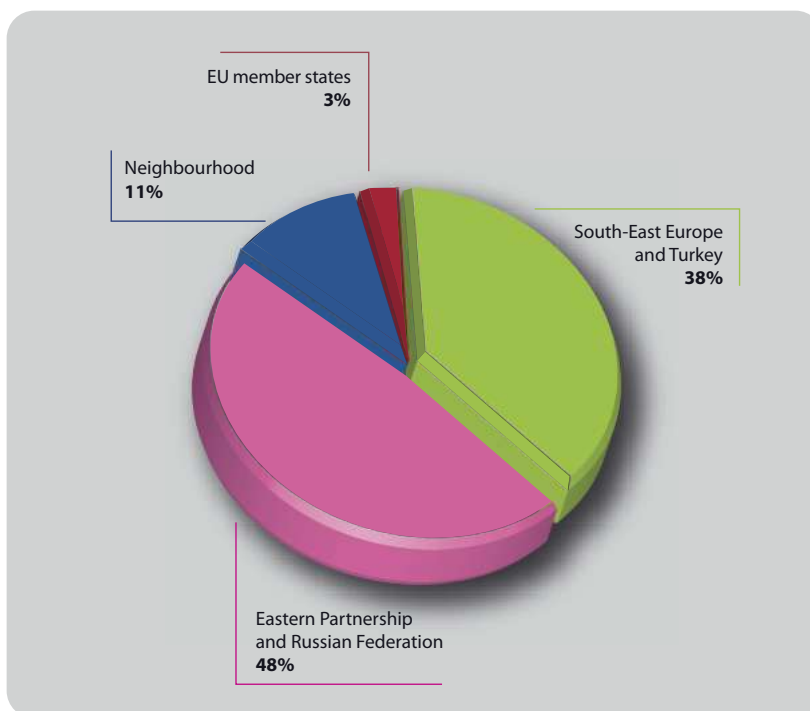
11. Here and throughout this document, multilateral activities refer to activities benefiting several countries and/or all member states.

BILATERAL OR COUNTRY-SPECIFIC CO-OPERATION

■ In 2016, from a total of €41 980 135 allocated to bilateral or country-specific activities:

- ▶ 48% went in favour of countries in Eastern Europe¹² (63% in 2015);
- ▶ 38% benefited projects in countries in South-East Europe¹³ and in Turkey (24% in 2015);
- ▶ 11% supported projects in the neighbourhood countries (10% in 2015);
- ▶ 3% benefited projects in EU member states (3% in 2015).

Figure 9 – Geographical distributions of extra-budgetary receipts to bilateral or country-specific activities



Eastern Europe (Eastern Partnership countries and the Russian Federation) – €20 346 193

■ 19 Council of Europe member states provided bilateral voluntary contributions to this region for a total amount of €9 742 855 (48% of the total). The remaining €10 590 698 (52%) were received from the EU and €12 639 (0.06%) from the University of Nottingham.

■ Norway was the largest bilateral donor to the region, accounting for 20% of the total, followed by Sweden (10%), United Kingdom (5%) and Switzerland (4%). Contributions from 15 other member states¹⁴ represented 9%, of which 4% were channelled through the HRTF.

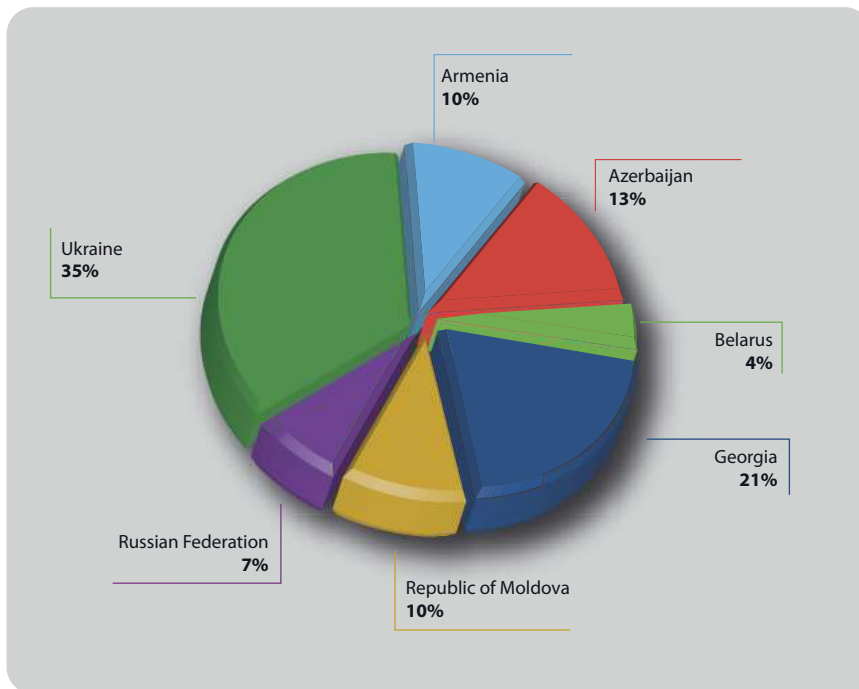
12. Eastern Partnership countries (Armenia, Azerbaijan, Georgia, the Republic of Moldova, Ukraine and Belarus) and the Russian Federation.

13. Albania, Bosnia and Herzegovina, Montenegro, Serbia, "the former Yugoslav Republic of Macedonia" and Kosovo*.

14. Austria, Belgium, Bulgaria, Czech Republic, Denmark, Estonia, Finland, Germany, Hungary, Latvia, Liechtenstein, Lithuania, Luxembourg, Netherlands and Poland.

* All reference to Kosovo, whether the territory, institutions or population, in this text shall be understood in full compliance with United Nations Security Council Resolution 1244 and without prejudice to the status of Kosovo.

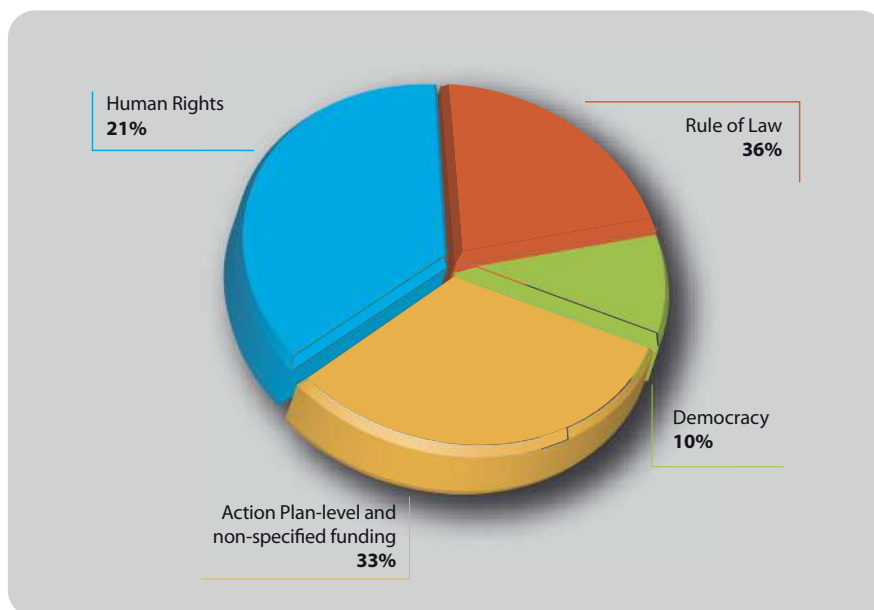
Figure 10 – Distribution of extra-budgetary resources in Eastern Europe



■ Ukraine was the largest beneficiary country in the region. It received €7 148 907, representing 35% of the allocations to the region and 12% of the total extra-budgetary resources to the Council of Europe.

■ The second largest beneficiary in the region was Georgia which received 21% of the total in the region, followed by Azerbaijan (13%), Armenia (10%), the Republic of Moldova (10%) and the Russian Federation (7%). Belarus benefited from 4% of the voluntary contributions to the region.

Figure 11 – Thematic distribution of extra-budgetary receipts in Eastern Europe



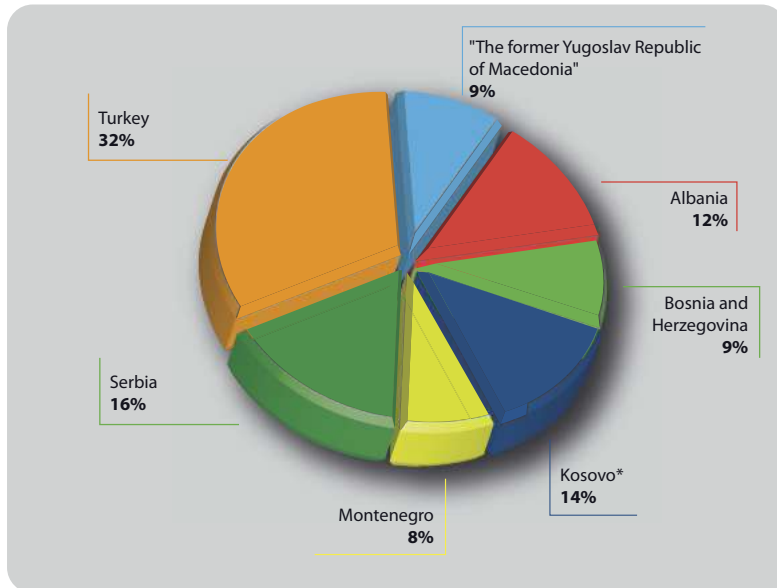
Examples of achievements in 2015-2016

- ▶ The Council of Europe supports Ukraine in making necessary reforms through an Action Plan 2015-2017. The Ukrainian authorities adopted constitutional amendments regarding the judiciary, as well as the Law on the Judiciary and the Status of Judges and the Law on the High Council of Justice. Co-operation activities also included legal advice and expertise relevant to the territorial consolidation, decentralisation and sustainable local government. The Council of Europe's assistance led to the adoption of important legal initiatives in line with the European Charter of Local Self-Government and other European standards, while provisions which are not in line with such standards were repealed by the Parliament. There was progress in relevant sectoral reforms: the new health care financing model approved by the Government in November 2016 and the Education Reform Action Plan endorsed by the Ministry of Education. Moreover, the Council of Europe continuously supported the newly established amalgamated communities. Diverse capacity-building efforts enabled new leaders to take on and successfully exercise totally new competences and responsibilities, entrusted to them as a result of the reform process. Expert assistance to 159 newly amalgamated communities improved the quality of services delivered to almost 1.4 million inhabitants.
- ▶ In Armenia, the Council of Europe is supporting the establishment of a probation service. So far, the project managed to change the focus from "offence" to "offender" and individualised the approach by shifting from "behaviour related to the crime" to "person who committed the crime". It also allowed for new sanctions and/or new execution modalities such as conditional and suspended sentences, conditional release and parole, bail, house arrest. Furthermore, it brought a possible, cost effective solution to prison overcrowding. The Council of Europe also assisted the Armenian government's efforts to introduce probation in the legal reform agenda, the establishment of the State Probation Service and two other pilot probation services in line with Council of Europe standards.
- ▶ The Council of Europe supported the transparency of political party financing in Georgia and implements a programme to assist Georgia in the 2016 (parliamentary), 2017 (local) and 2018 (presidential) elections. The Council of Europe supported the State Audit Office (SAO) to develop and operationalize the use of online software. The software enables political parties to electronically submit their campaign expenditure reports to the SAO in a standardised format. It takes considerably less time for the SAO and political parties to complete the process, while facilitating the effective enforcement of political party finance monitoring legislation in Georgia. The system is a first of its kind in the region.

South-East Europe and Turkey – €15 740 553

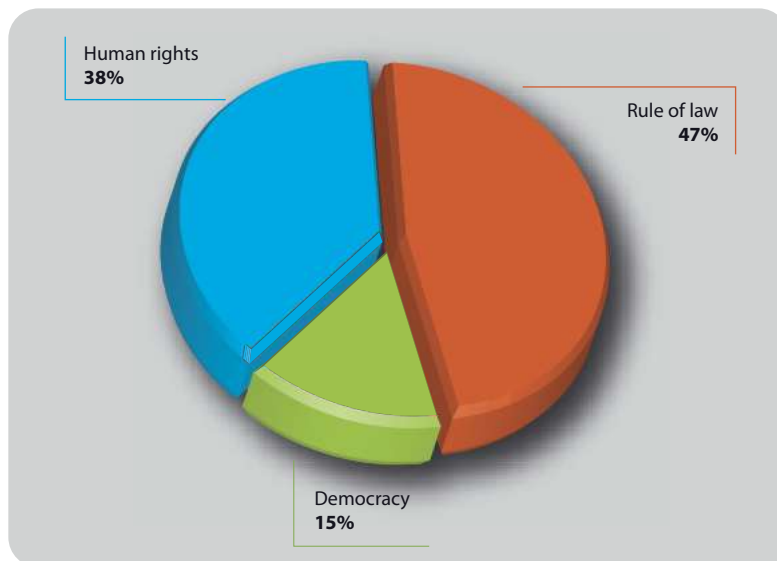
■ In 2016, similar to the year before, the EU was the largest single donor in this region, providing 93% of the total volume of the receipts. Contributions from Sweden accounted for 3%, followed by the HRTF, Switzerland, the United Nations, Liechtenstein, the Slovak Republic, Croatia and Finland (all together providing 4%).

Figure 12 – Distribution of extra-budgetary receipts in South-East Europe and Turkey



■ Turkey and Serbia were the main beneficiaries in this region, receiving 32% and 16% of the total, respectively. Kosovo* benefited from 14%, followed by Albania (12%), "the former Yugoslav Republic of Macedonia" (9%), Bosnia and Herzegovina (9%) and Montenegro (8%).

Figure 13 – Thematic distribution of extra-budgetary receipts in South-East Europe and Turkey



Examples of achievements in 2015-2016

- ▶ The Venice Commission has contributed to the Justice Reform agenda in Albania in 2016. Support to the Constitutional Court paved the way for the implementation of the Vetting Law which represents a key conditionality for the opening of accession negotiations with the EU. Cooperation with the Constitutional Court on the Law on Property Treatment unblocked the implementation of the Government's Action Plan on property restitution.
- ▶ The project on Developing Mediation Practices in Civil Disputes in Turkey has developed and adapted specific tools based on CEPEJ Guidelines to support family mediation and mediation in civil matters. Since the project started in December 2014, the number of out-of-court mediation activities has increased from 85 to more than 4,000 in the six pilot jurisdictions. The number of trained and registered mediators has increased from 800 to 3,200 in the same period.
- ▶ In Montenegro, a pilot "Info Spot" was established for the Roma and Egyptian communities in a school in Tivat, where parents and pupils can get moral and education support. The trust of parents has increased in both the educational system and the municipality as a whole. As a result, it is reported that all school-age Roma and Egyptian children in Tivat are currently in school, and there is no drop-out. The Montenegrin Ministry of Education intends to incorporate the "Info Spot" model into national law and to replicate it in other mixed-ethnicity municipalities.

Neighbourhood – €4 786 223

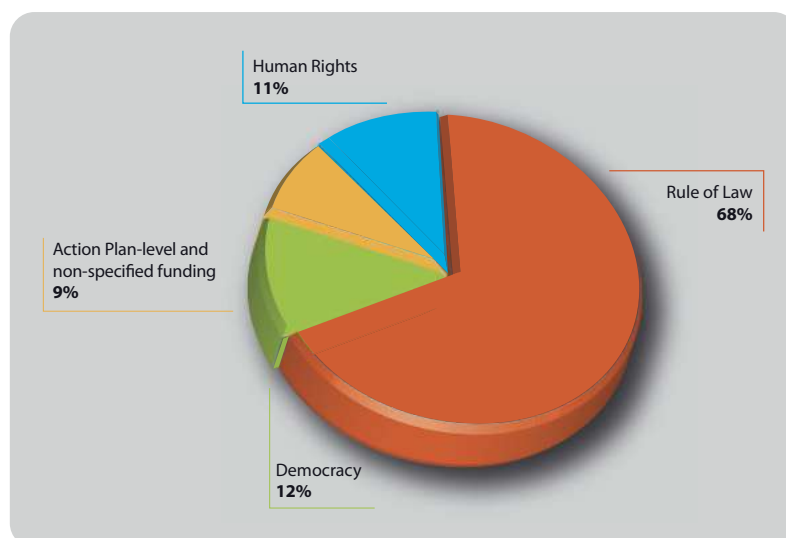
■ Extra-budgetary funding supported projects in favour of 14 beneficiaries in the Southern Mediterranean and Central Asia¹⁵. It was provided largely by the EU under Joint Programmes (88%). Contributions from Norway accounted for 9%, followed by Estonia, Monaco, Turkey, the United Kingdom and the Organisation internationale de la Francophonie (all together providing 3%).

■ Morocco and Tunisia were the main beneficiaries in this region, respectively 35% and 33% of the total funding.

■ Jordan received 12% of the total, Kazakhstan 13% and the Kyrgyz Republic 7%.

■ Algeria, Egypt, Israel, Lebanon, Libya and the Palestinian National Authority benefited from regional co-operation activities¹⁶.

Figure 14 – Thematic distribution of extra-budgetary resources in the Neighbourhood



15. Algeria, Egypt, Israel, Jordan, Lebanon, Libya, Morocco, Tunisia, the Palestinian National Authority, Kazakhstan, Kyrgyz Republic, Tajikistan, Turkmenistan and Uzbekistan.

16. European Union-Council of Europe Joint Programme "Towards Strengthened Democratic Governance in the Southern Mediterranean" (South Programme II, 2015-17).

Examples of achievements in 2015-2016

- ▶ The Venice Commission played a key role in regional outreach in the field of good governance through building and consolidating institutional frameworks of beneficiary partners. This included capacity-building initiatives on good governance, the rule of law and fundamental rights for high level civil servants from Algeria, Egypt, Jordan, Lebanon, Libya, Morocco, the Palestinian National Authority and Tunisia. The Venice Commission also provided institutional support to constitutional processes and democratic governance in Morocco, Tunisia and Jordan through legal assistance, capacity building and exchange of experience.
- ▶ Thanks to voluntary contributions, Council of Europe interventions in Tunisia and Morocco have been strengthened in several key areas including violence against women, violence against children, children's rights, women's rights, freedom of expression and of the media.
- ▶ The Council of Europe has provided institutional and legislative support to the National Instance of Good Governance and Fight against corruption in Tunisia. In Morocco, the Council of Europe assisted the national anti-corruption authority with corruption-related risks analysis in selected areas. In both countries, the CoE supported the establishment and functioning of National Prevention Mechanisms against torture.
- ▶ The Council of Europe also contributed to the strengthening of participatory democracy and civil society stakeholders, thanks to the School of Political Studies in Tunisia and the Lisbon Forum organised by the CoE's North-South Centre. The Programme of Advanced Training in the field of human rights, the rule of law and democracy for Southern Mediterranean (PATHS) provided trainings on democratic governance and human rights in beneficiary countries.

EU member states – €1 107 166

■ Voluntary contributions amounting to €1 107 166 were received in favour of co-operation in EU member states. The largest contribution was provided by the EU (38%) towards co-operation with the European Commission for the Efficiency of Justice (CEPEJ), followed by the HRTF (36%), two beneficiary countries¹⁷ within the framework of the EEA and Norway Grants (25%), and the United Nations (1%)¹⁸.

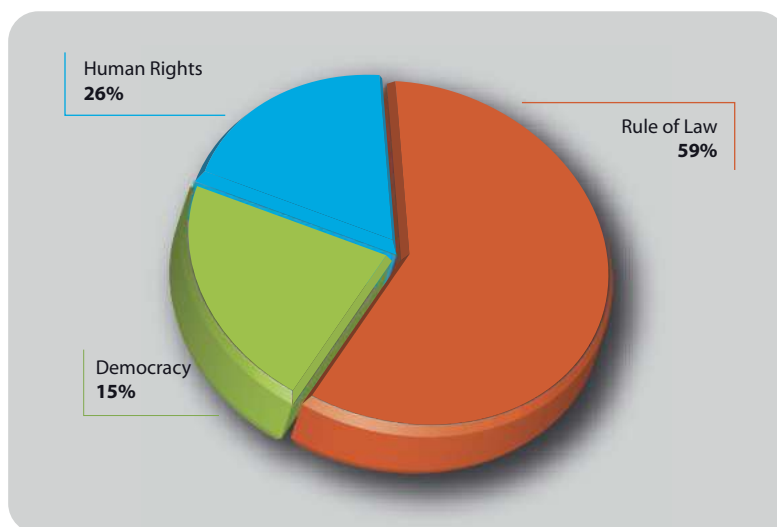
The EEA and Norway Grants

- ▶ Through the EEA and Norway Grants, which includes contributions from Iceland, Liechtenstein and Norway, the Council of Europe supports individual EU member states' efforts to meet standards set out in core Council of Europe conventions and recommendations made by its monitoring mechanisms.
- ▶ Through the Financial Mechanisms 2009-2014, the Council of Europe works in 10¹⁸ of the 16 beneficiary states and provides strategic advice and guidance to the donors and the beneficiary countries.
- ▶ The Council of Europe is involved in 21 programmes and 31 Pre-defined Projects (PdP). It acts as Donor Programme Partner in the following areas:
 - Children and youth at risk, with a large focus on Roma;
 - Local and regional initiatives to reduce national inequalities and to promote social inclusion;
 - Capacity-building and institutional cooperation with Norwegian public institutions, local and regional authorities;
 - Domestic and gender-based violence;
 - Schengen co-operation and combating cross-border and organised crime, including trafficking and itinerant criminal groups (and fight against corruption);
 - Judicial capacity-building and co-operation;
 - Correctional services including non-custodial sanctions.
- ▶ The Council of Europe will continue to support programmes in EU member states through the co-operation with EEA and Norway Grants under the new Financial Mechanisms 2014-2021.

17. Bulgaria and Romania.

18. Bulgaria, Croatia, Cyprus, the Czech Republic, Hungary (work with the CoE was suspended in May 2013 and will not resume), Latvia, Malta, Poland, Romania and the Slovak Republic.

Figure 15 – Thematic distribution of extra-budgetary resources to EU member states



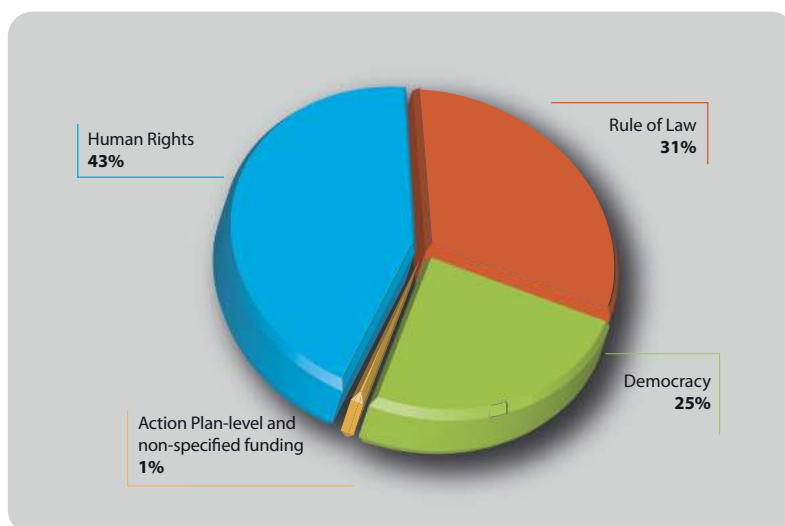
Examples of achievements in 2015-2016

- ▶ The Council of Europe Commission for the Evaluation of the Efficiency of Justice (CEPEJ) continued to carry out its annual study for a comparative overview of the efficiency, quality and independence of EU Member States' justice systems. The CEPEJ study constitutes the basis for the European Commission's "EU Justice Scoreboard", an information tool aiming to assist the EU member states to achieve more effective justice.
- ▶ Through the co-operation framework with the EEA and Norway Grants, the pre-trial detention system in compliance with international human rights has been improved in Romania. As part of the programme, best practices on human rights were shared among police officers. Furthermore, human rights and antidiscrimination guidelines for police officers in pre-trial centres and leaflets for the detainees in police detention centres were developed.
- ▶ The programme in the Czech Republic focused on the implementation of two projects with the objective of increasing the quality of justice, improving the prison system and developing probation and mediation services. Co-operation activities included communication in the justice system, supporting vulnerable groups of prisoners, renovation of the prisons, preparation of prisoners for release and reintegration, and training of prison and probation staff on human rights standards.
- ▶ The Council of Europe supported capacity building for youth centres in Bulgaria. The overall results of the project were positively assessed as significant changes were brought to the practices of youth centres and kindergartens in line with the Council of Europe standards and principles. This was achieved, among other activities, through the translation into Bulgarian and/or Romani of Council of Europe publications, including "Compasito", "Compas", "Have Your Say" and "Roma History Fact Sheet".

THEMATIC AND MULTILATERAL CO-OPERATION

■ A total of €19 275 834 was allocated to thematic and multilateral co-operation activities.

Figure 16 – Distribution of thematic and multilateral co-operation activities in field of Human Rights, Rule of Law and Democracy



Examples of achievements in 2015-2016

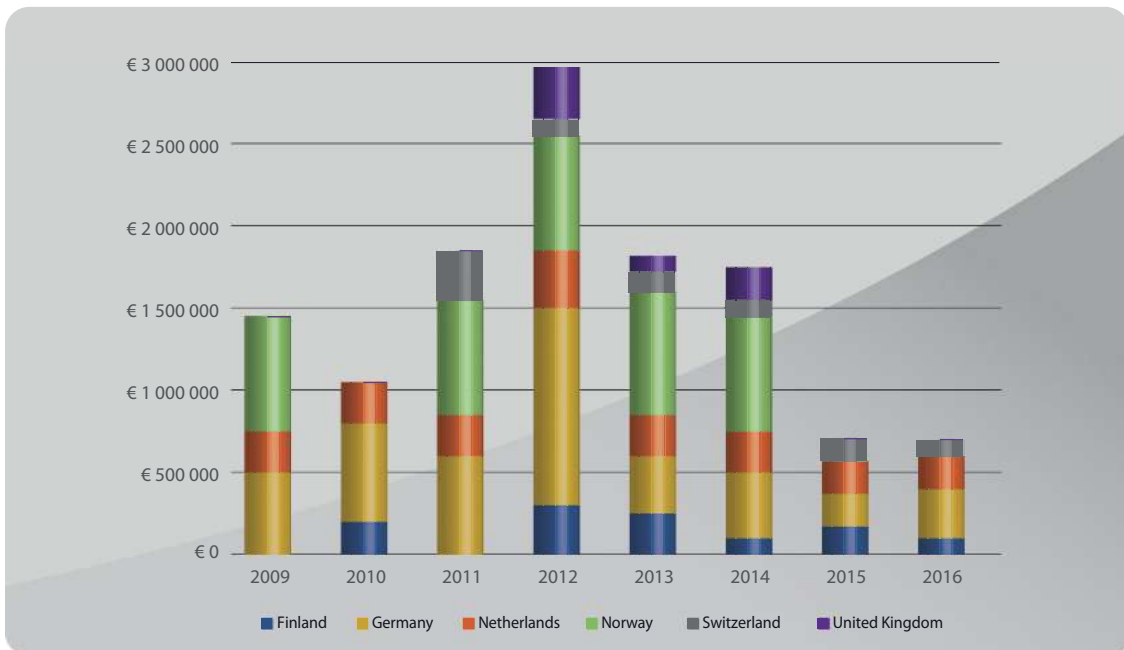
- ▶ The European Programme for Human Rights Education for Legal Professionals (HELP) supported the CoE member states in implementing the European Convention on Human Rights (ECHR) at national level. Other projects contributed to member states' efforts to fight discrimination, violence against women and domestic violence. New contributions supported the European Court of Human Rights' efforts to reduce the backlog of well-founded cases.
- ▶ The Council of Europe assisted countries in implementing the Budapest Convention on Cybercrime and strengthening data protection and rule of law safeguards by organising conferences and workshops, preparing assessment reports and guidelines, and providing legal advice.
- ▶ The Council of Europe supported the harmonisation of nature protection standards with the Bern Convention through a regional project in Armenia, Azerbaijan, Belarus, Georgia, the Republic of Moldova, the Russian Federation and Ukraine. A final conference enabled the representatives of seven countries to share their transnational partnership experiences in the setting-up of the Emerald Network of Areas of Special Conservation Interest.

The Human Rights Trust Fund (HRTF)

■ The Council of Europe's HRTF supports co-operation and dialogue with member states to ensure national application of the ECHR. The Fund, which brings together Norway, Germany, the Netherlands, Finland, Switzerland and the United Kingdom, provides funding to several Council of Europe bodies and their co-operation activities.

■ From 2008 to 2016, the HRTF collected a total of €14 050 114. In 2016, the total amount of the contributions to the HRTF was €700 000, compared to €708 000 in 2015, €1 750 000 in 2014 and €1 818 221 in 2013.

Figure 17 – Contributions by member States to the HRTF in the period 2009 – 2016



Examples of achievements of projects funded by the HRTF

- ▶ The HRTF contribution enabled the translation and dissemination of key case-law and related materials into national languages in Albania, Armenia, Azerbaijan, Bosnia and Herzegovina, Georgia, Montenegro, the Republic of Moldova, Serbia, “the former Yugoslav Republic of Macedonia”, Turkey and Ukraine.
- ▶ A project in favour of Moldova addressed major issues in the national judicial system preventing the effective implementation of the Convention standards. It contributed to the strengthening of the capacities of Moldovan courts as regards interpretation and uniform application of the Convention and the case law of the Court, as well as of the national training institution for judges and prosecutors.
- ▶ A project supporting Public Monitoring Committees (PMC) in the Russian Federation contributed to developing skills and capacities of leading experts, allowing them to carry out detention monitoring. It has also delivered training and support to PMC members and other target groups of people, such as law enforcement officers, prosecutors, judges, and ombudsman staff to support improvement of detention conditions and reduction of instances of ill-treatment.

Strategic programming and donor relations

STRATEGIC PARTNERSHIPS

■ The Council of Europe promotes longer-term framework co-operation agreements and multi-annual contracts with key partners and donors to facilitate strategic and effective partnerships and ensure predictable and flexible funding.

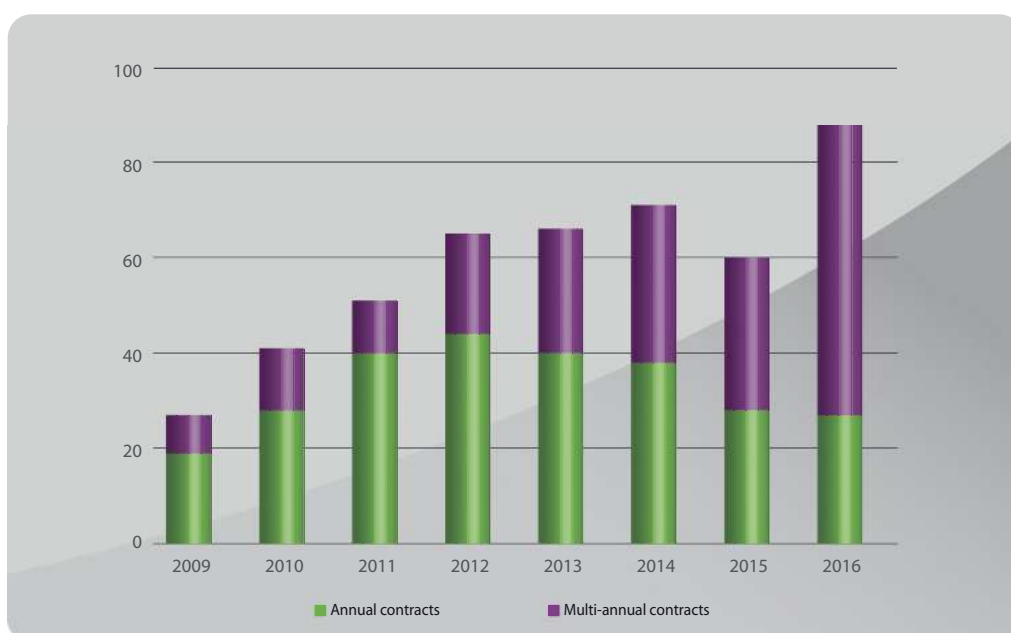
A framework co-operation agreement with the Swedish International Development Cooperation Agency (SIDA) provides for a financial contribution of approximately €5.3 million for the period 2015-17 in support of country action plans and co-operation documents in Eastern Europe.

The Council of Europe and the European Commission signed a Statement of Intent to strengthen co-operation between the two organisations in 2014. It paved the way for the Programmatic Co-operation Framework (PCF)¹⁹ for the Eastern Partnership countries (2015-17) worth €33.8 million, the EU-Council of Europe Joint Programme Towards Strengthened Democratic Governance in the Southern Mediterranean (2015-17) worth €7.4 million and a Horizontal Facility for the Western Balkans and Turkey (2016-18) worth €25 million.

In 2016, within a framework co-operation agreement, Norway approved approximately €4 million in unearmarked funding in support of country action plans and co-operation documents for Ukraine and Georgia. A total of approximately €23.2 million in voluntary contributions has been channelled through this agreement since 2011.

■ Figure 18 shows the evolution of the number of multi-annual and annual donor contracts signed with the Council of Europe in the period from 2009 to 2016. In that period, the number of multi-annual contracts per year increased from 8 in 2009 to 61 in 2016. Since 2012, the number of annual contracts has decreased slightly – there were 27 annual contracts signed in 2016 compared to 28 in 2015 and 38 in 2014.

Figure 18 – Number of annual and multi-annual contracts in 2009-2016



19. Partnership for Good Governance (PGG) as of March 2017.

■ The Council of Europe supports specific mechanisms such as trust funds to enable donors to channel longer-term funding to the Organisation. The Council of Europe's Human Rights Trust Fund is an example of donors pooling resources to strengthen the impact of work on agreed objectives.

RESULT-BASED RESOURCE MANAGEMENT

■ The Organisation increasingly seeks to deliver on agreed priorities rather than individual projects and activities. Country action plans and co-operation documents have become the main instruments for describing strategic priorities of co-operation and the resources needed to achieve them. They are a valuable tool for pooling voluntary contributions that are not earmarked or only broadly earmarked.

■ 12% (€7 427 951) of extra-budgetary contributions received by the Council of Europe in 2016 were not earmarked.

EFFICIENT, STREAMLINED MANAGEMENT AND REPORTING OF EXTRA-BUDGETARY RESOURCES

■ Since the beginning of 2016, the Council of Europe has implemented a new project management methodology that covers planning, implementation and reporting. It aims to ensure better accountability at all stages of project implementation and to increase positive results through an amplified focus on target groups and the introduction of more quality checks in line with real needs. With a significant volume of extra-budgetary contributions now earmarked at sector or country level rather than project level, annual action plan level reports are prepared for donors.

MONITORING AND CONTROL SYSTEMS

■ Oversight, evaluation, audit and lessons learned form an important part of the Council of Europe co-operation programme cycle. Independent oversight is carried out through internal audit, evaluation and investigation to support the Secretary General, senior managers and all Council of Europe staff in fulfilling their responsibilities for the effective management of the Organisation's resources.

■ In line with its Evaluation Policy, the Council of Europe measures the impact of its actions and improves the quality of on-going and future activities.

■ The Organisation's accounts and financial management are subject to independent, external auditing by the Supreme Audit Office (NIK) in Poland, for the period 2014-19. The Organisation has received unqualified audit opinions on its International Public Sector Accounting Standards (IPSAS)-compliant financial statements since 2007.

■ To ensure proper use of funds and resources, and protect its reputation and interests, the Council of Europe has established a comprehensive policy framework for dealing with fraud and corruption. A Council of Europe-wide risk management policy is applied as an integral part of day-to-day management to create and seize opportunities in an organised way and to ensure that objectives are met efficiently and effectively.

■ In 2016, the European Commission informed the Council of Europe that an external pillar assessment concerning the Organisation's internal control system, accounting system, independent external audit, and grants and procurement was concluded positively. Confirming that the Council of Europe has robust procedures in place, the assessment allows the European Union to entrust budget implementation tasks to the Organisation, paving the way for further cooperation with the European Union.

THE COUNCIL OF EUROPE AND OFFICIAL DEVELOPMENT ASSISTANCE

■ Since July 2014, the Council of Europe has been included on the OECD Development Assistance Committee list of international organisations eligible for Official Development Assistance (ODA), with a co-efficient of 40% applicable to member states' contributions to the Ordinary Budget. Voluntary contributions for country-specific action plans or projects, in countries or territories that are ODA-eligible, continue to be up to 100% reportable as bilateral ODA.

Conclusion

Extra-budgetary contributions remain an essential resource for the Council of Europe and the main source of funding for the Organisation's co-operation activities. The Council of Europe's co-operation work aims to support member states and non-member states in implementing the Organisation's standards through targeted programmes and in close coordination with main international partners.

■ Ensuring long-term availability of resources on a predictable basis enables the Organisation to plan and implement programmes more efficiently and effectively. Framework co-operation agreements and multi-annual contracts with key partners and donors will continue to be actively promoted.

■ The Council of Europe's country-specific action plans and co-operation documents, which set strategic priorities of co-operation with beneficiary countries and the resources required to achieve them, will continue to facilitate pooling of extra-budgetary resources. As non-specified funding provides the necessary flexibility to react to new developments, or to pursue thematic or country-specific work, the Organisation will continue to encourage thematic or country-specific financing, in preference to the funding of individual projects.

■ The Council of Europe Office of the Directorate General of Programmes (ODGP) coordinates these activities, and develops and oversees the implementation of country-specific action plans and framework co-operation documents.

For more information on how to contribute to the Council of Europe,
please contact the Secretariat at the following address:

Resource Mobilisation and Donor Relations Division
Office of the Directorate General of Programmes
RMDR@coe.int – www.coe.int/en/web/programmes

- ▶ Mr Matthew Barr, Head of Division
Tel. +33 (0)38841-2165 – Matthew.Barr@coe.int
- ▶ Ms Sylvia Ivanova
Tel. +33 (0)39021-5293 – Sylvia.Ivanova@coe.int
- ▶ Mr Alberto Maynar Aguilar
Tel. + 33 (0)38841-3974
Alberto.Maynar-Aguilar@coe.int
- ▶ Mr Guray Vural
Tel. + 33 (0)38841-2172 – Guray.Vural@coe.int
- ▶ Ms Jennifer Trudeau
Tel. +33 (0)38841-2156 – Jennifer.Trudeau@coe.int
- ▶ Ms Frédérique Privat de Fortunié
Tel. +33 (0)38841-2835
Frederique.Privat-de-Fortunie@coe.int
- ▶ HRTF website:
www.coe.int/humanrightstrustfund

APPENDIX 1

Donor profiles 2016



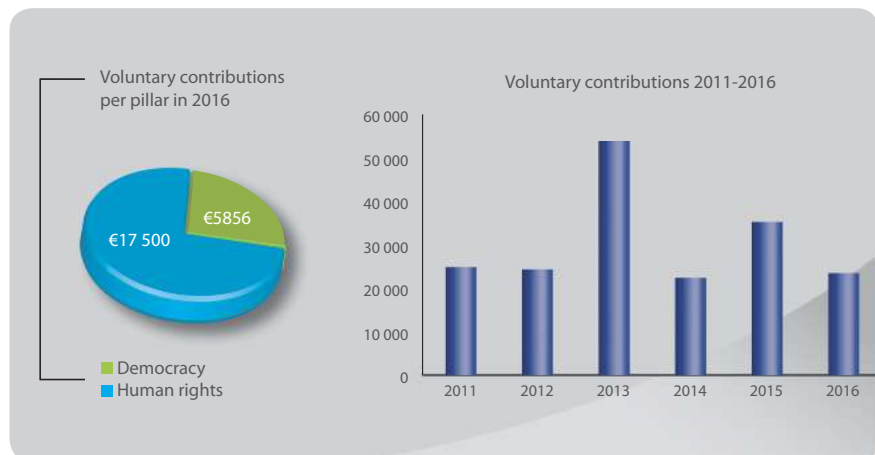
Albania

Voluntary contribution:
None
Member state ranking:
Did not contribute
Ranking per capita:
Did not contribute



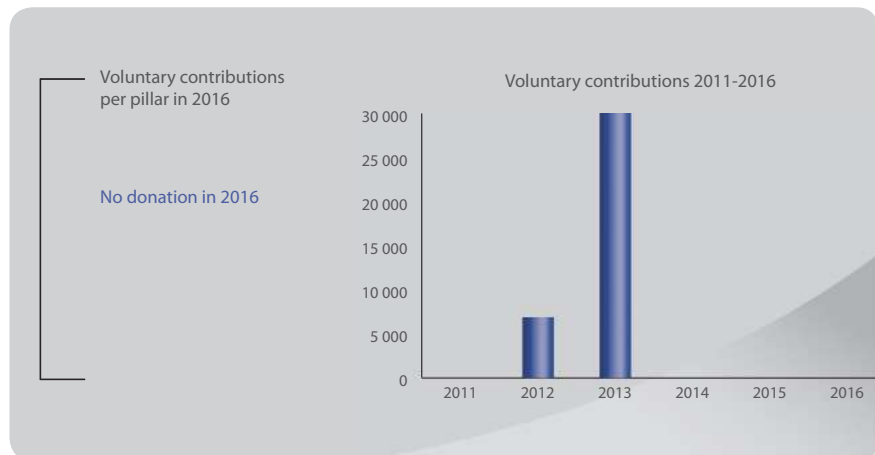
Andorra

Voluntary contribution:
€23 356
Member state ranking:
27/47
Ranking per capita:
5/47



Armenia

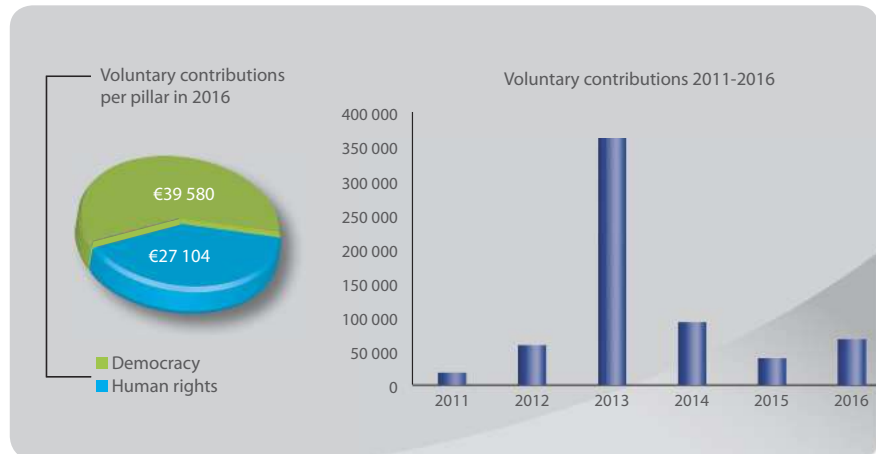
Voluntary contribution:
None
Member state ranking:
Did not contribute
Ranking per capita:
Did not contribute





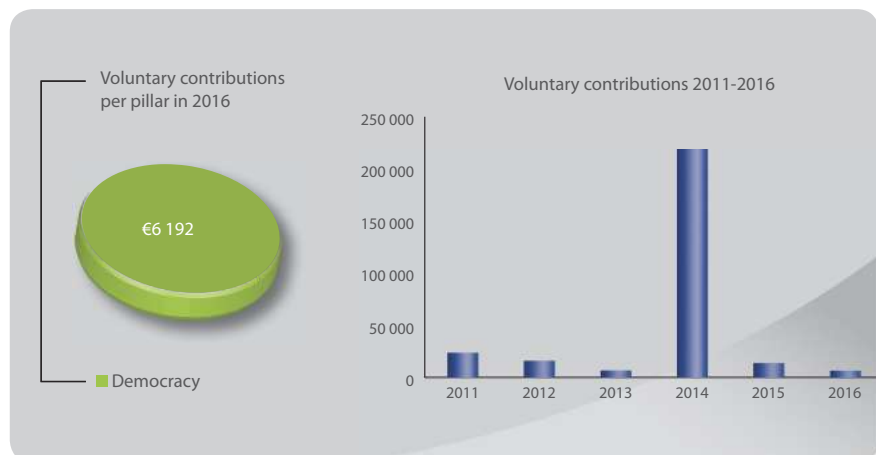
Austria

Voluntary contribution:
 €66 684
 Member state ranking:
 22/47
 Ranking per capita:
 22/47



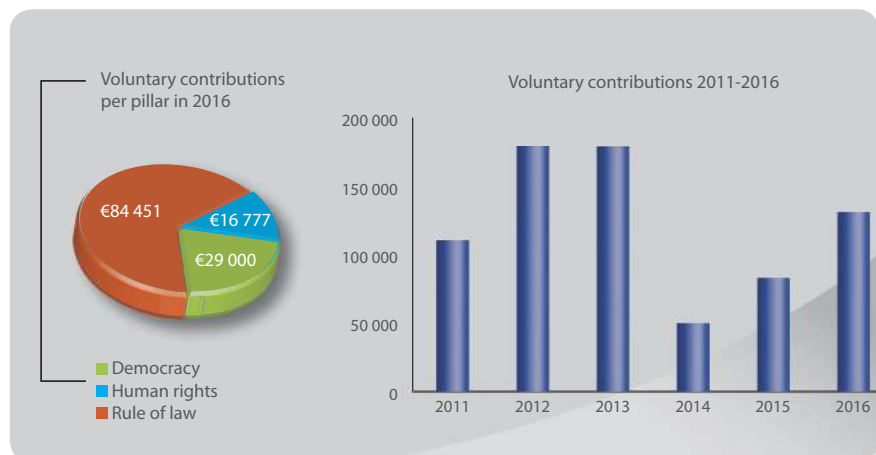
Azerbaijan

Voluntary contribution:
 €6 192
 Member state ranking:
 37/47
 Ranking per capita:
 35/47



Belgium

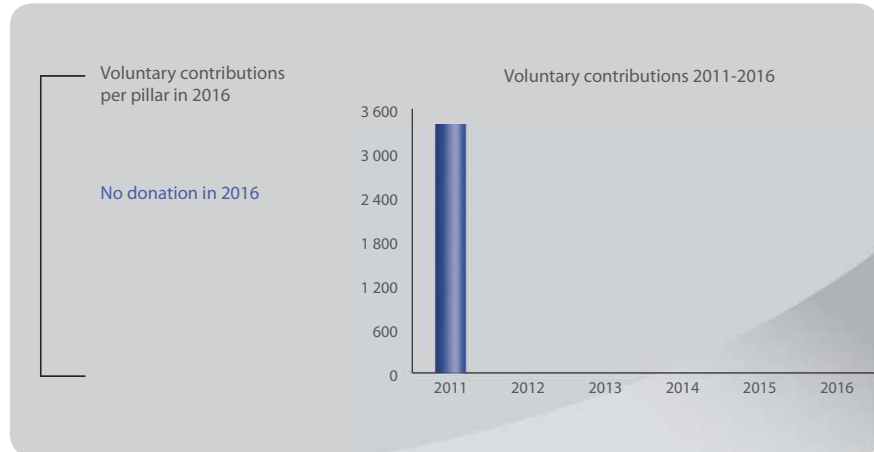
Voluntary contribution:
 €130 228
 Member state ranking:
 15/47
 Ranking per capita:
 18/47





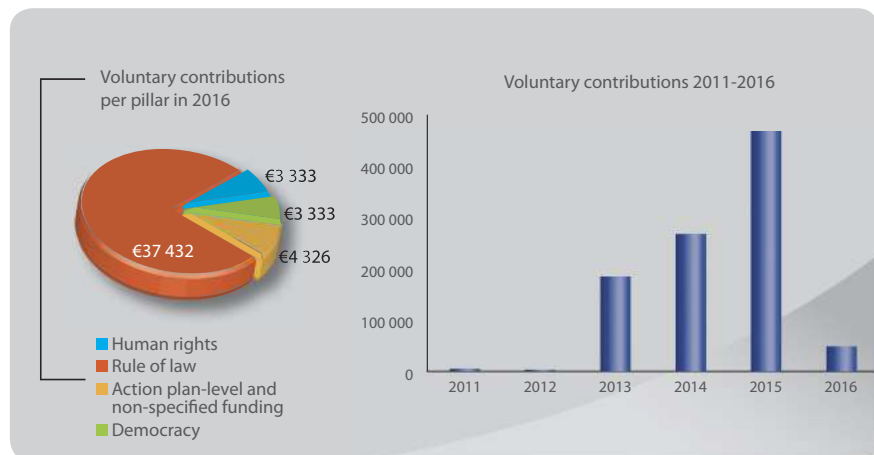
Bosnia and Herzegovina

Voluntary contribution:
None
Member state ranking:
Did not contribute
Ranking per capita:
Did not contribute



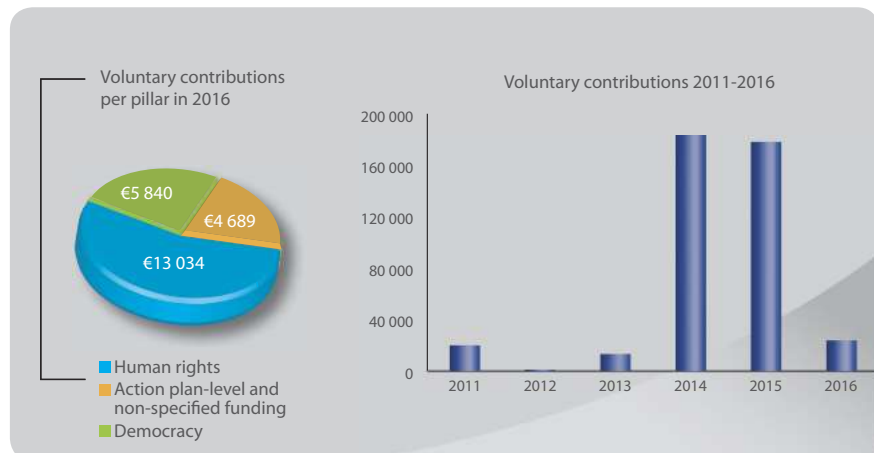
Bulgaria

Voluntary contribution:
€48 424
Member state ranking:
24/47
Ranking per capita:
25/47



Croatia

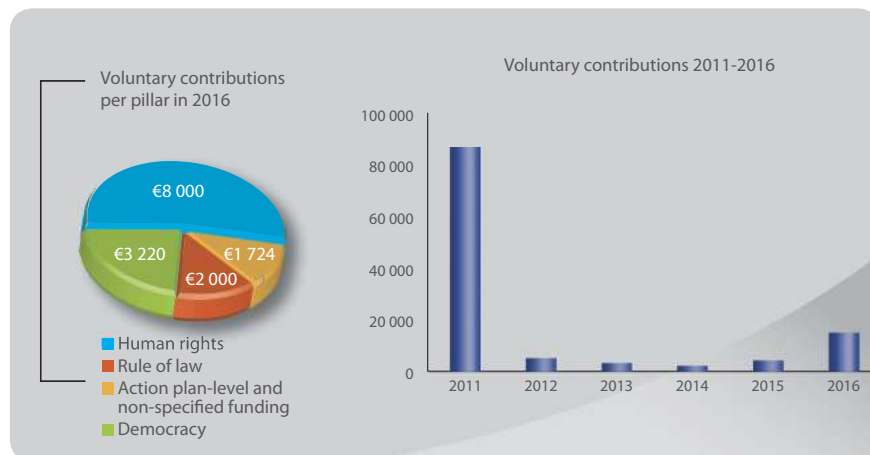
Voluntary contribution:
€23 563
Member state ranking:
26/47
Ranking per capita:
29/47





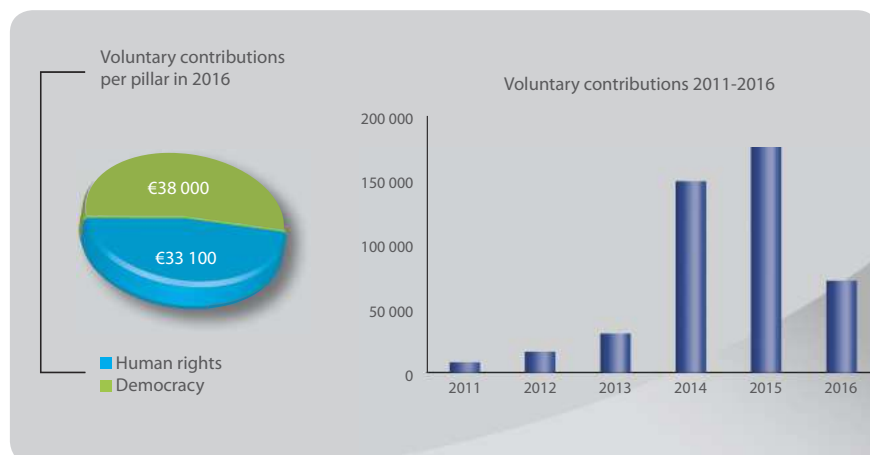
Cyprus

Voluntary contribution:
 €14 944
 Member state ranking:
 32/47
 Ranking per capita:
 14/47



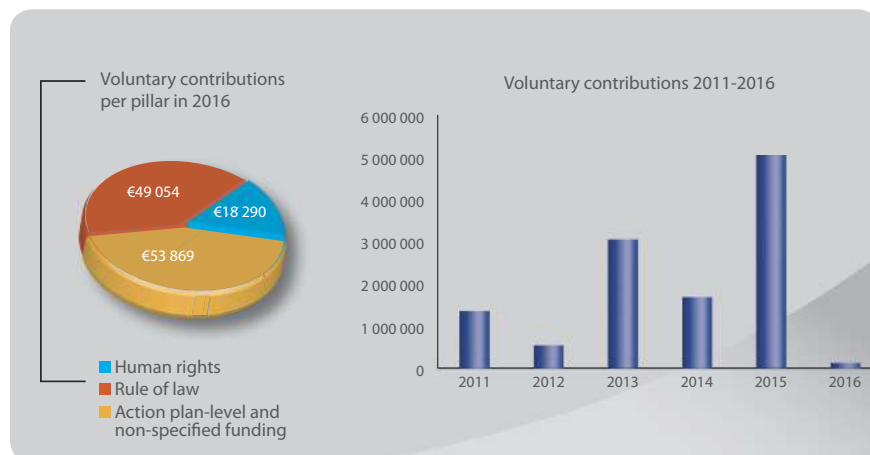
Czech Republic

Voluntary contribution:
 €71 100
 Member state ranking:
 20/47
 Ranking per capita:
 24/47



Denmark

Voluntary contribution:
 €121 213
 Member state ranking:
 17/47
 Ranking per capita:
 13/47

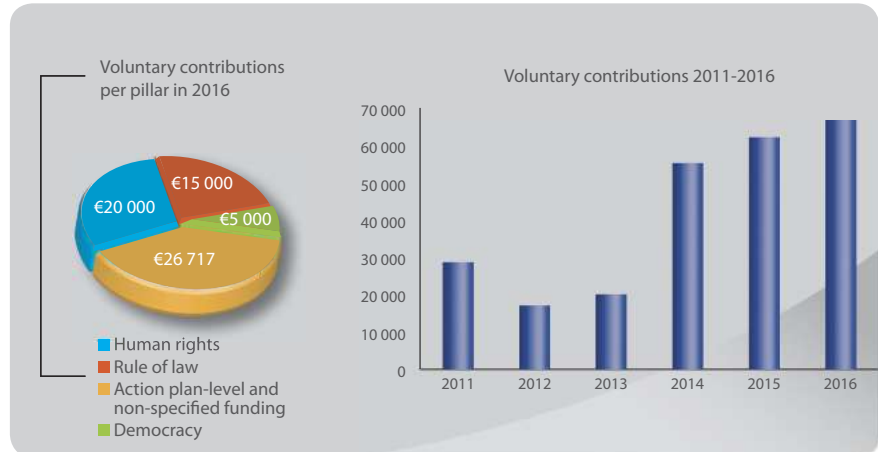


Member states 2016



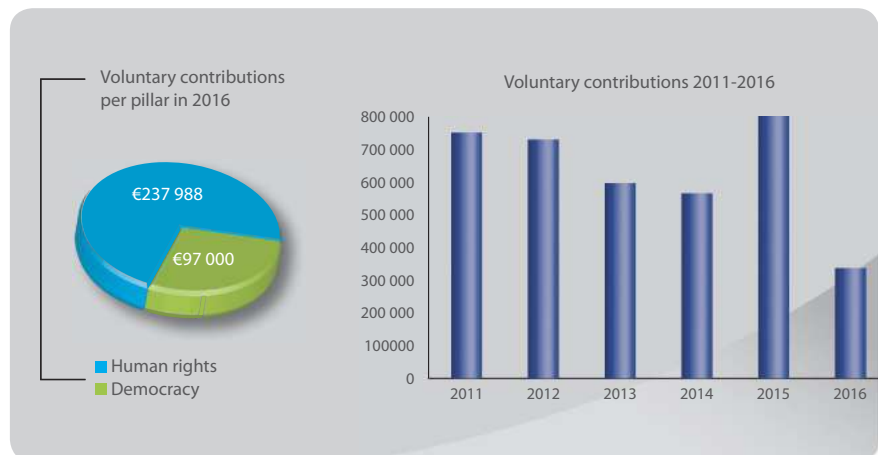
Estonia

Voluntary contribution:
€66 717
Member state ranking:
21/47
Ranking per capita:
10/47



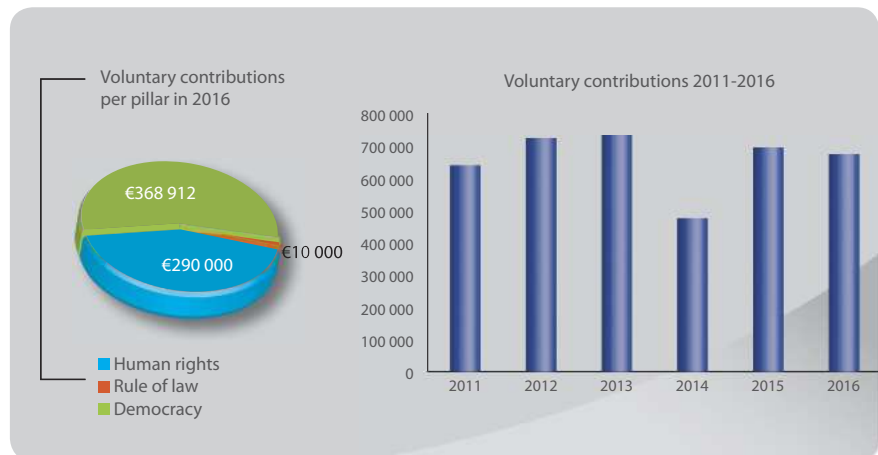
Finland

Voluntary contribution:
€334 988
Member state ranking:
9/47
Ranking per capita:
8/47



France

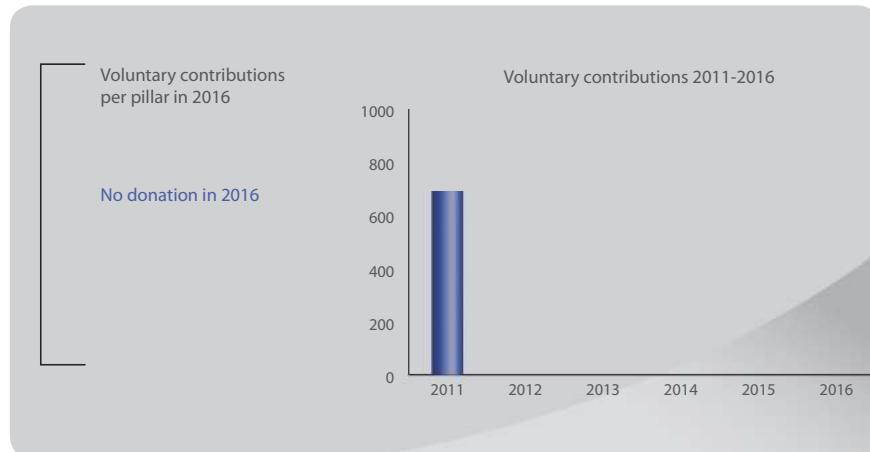
Voluntary contribution:
€668 912
Member state ranking:
5/47
Ranking per capita:
20/47





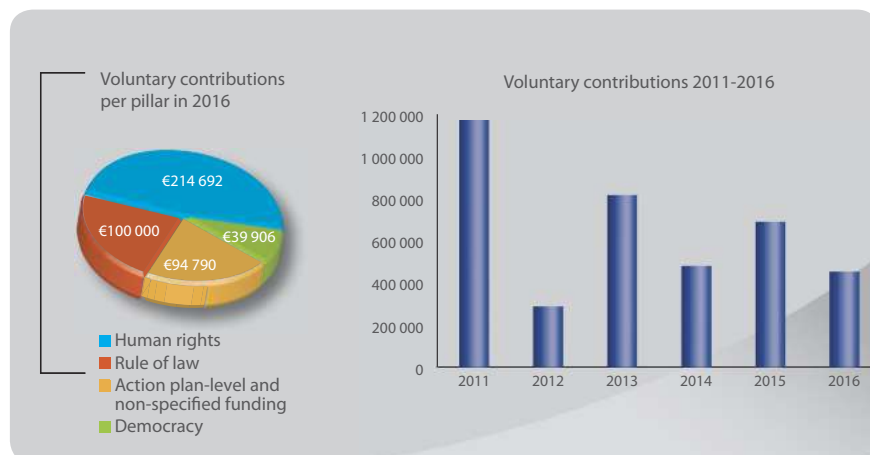
Georgia

Voluntary contribution:
None
Member state ranking:
Did not contribute
Ranking per capita:
Did not contribute



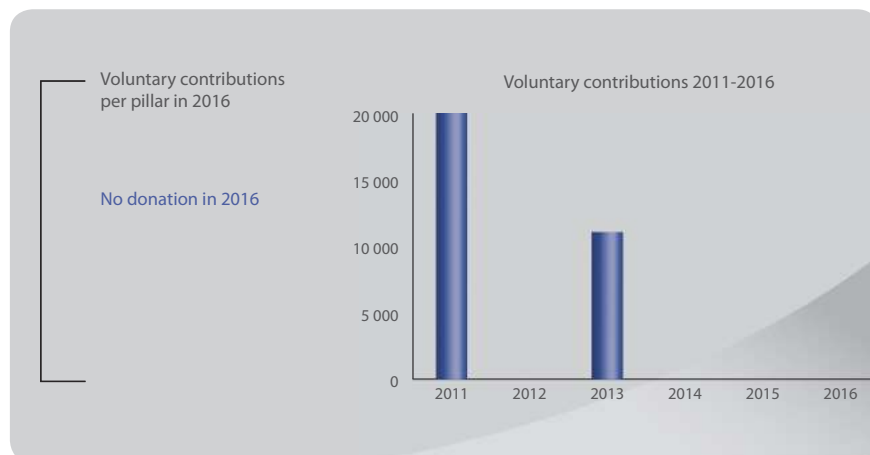
Germany

Voluntary contribution:
€449 388
Member state ranking:
7/47
Ranking per capita:
28/47



Greece

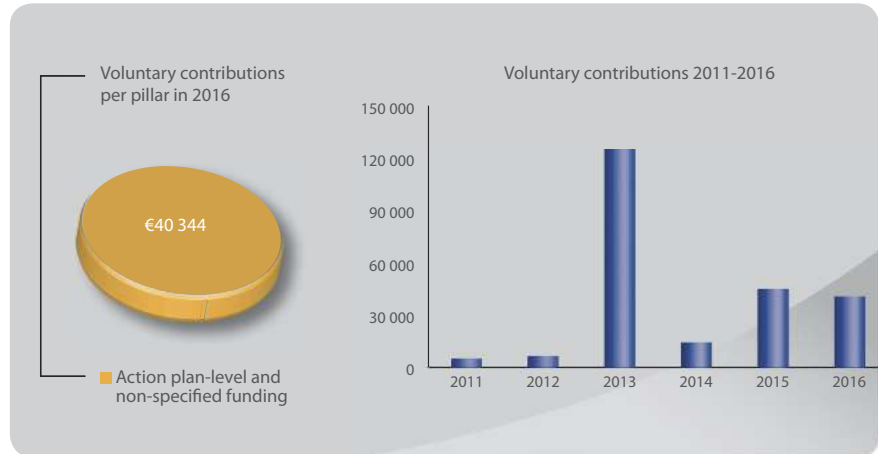
Voluntary contribution:
None
Member state ranking:
Did not contribute
Ranking per capita:
Did not contribute





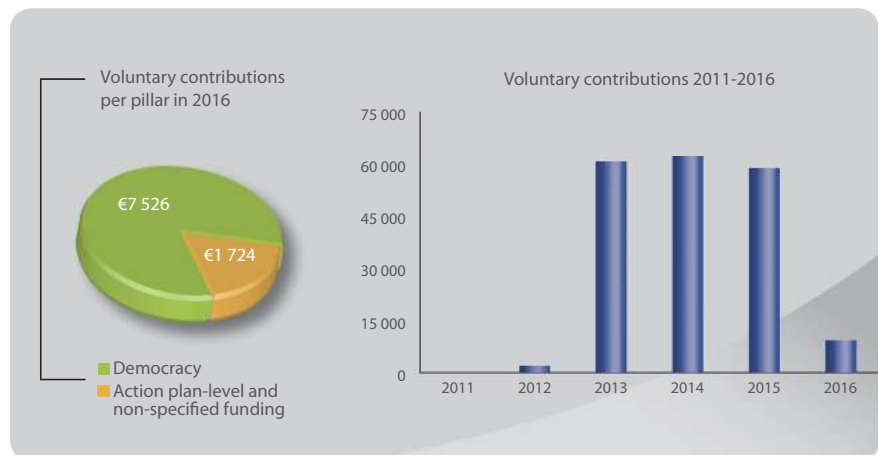
Hungary

Voluntary contribution:
 €40 344
 Member state ranking:
 25/47
 Ranking per capita:
 31/47



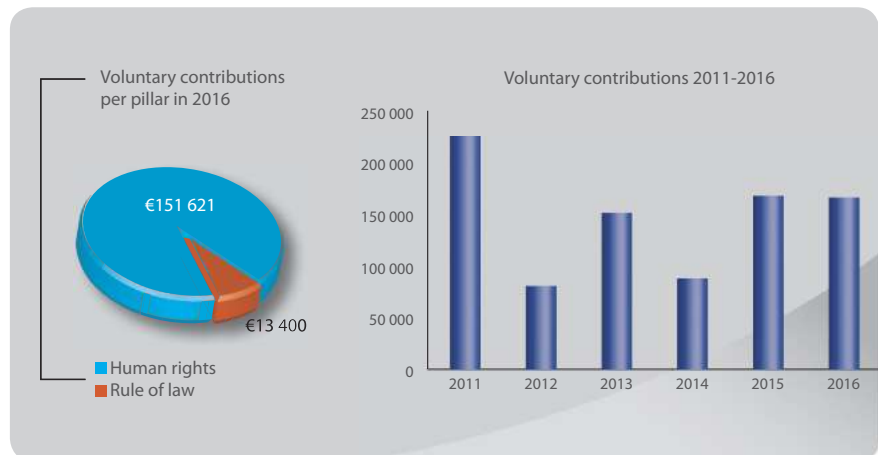
Iceland

Voluntary contribution:
 €9 250
 Member state ranking:
 36/47
 Ranking per capita:
 12/47



Ireland

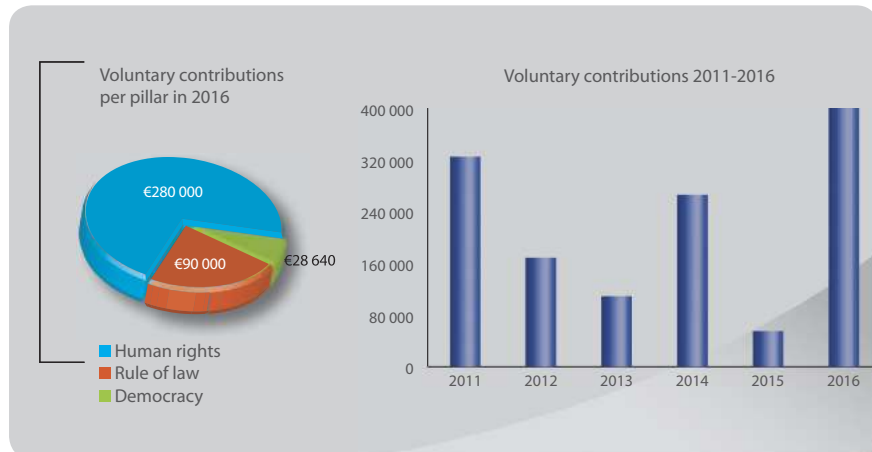
Voluntary contribution:
 €165 021
 Member state ranking:
 14/47
 Ranking per capita:
 11/47





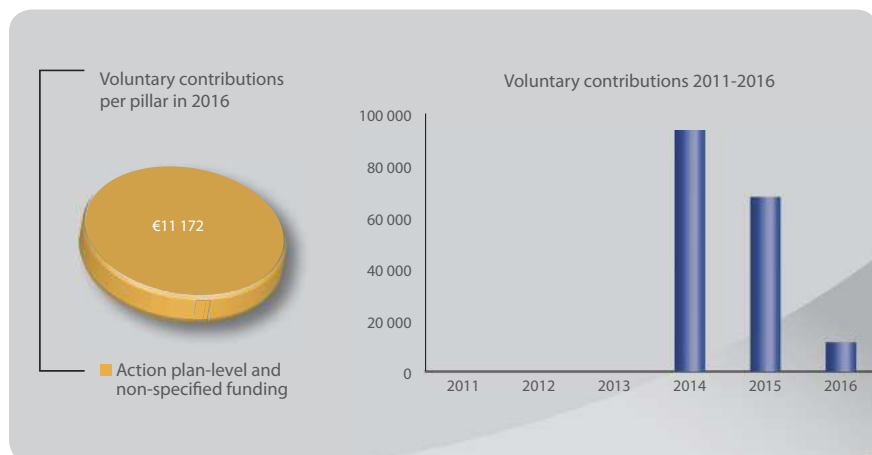
Italy

Voluntary contribution:
 €398 640
 Member state ranking:
 8/47
 Ranking per capita:
 26/47



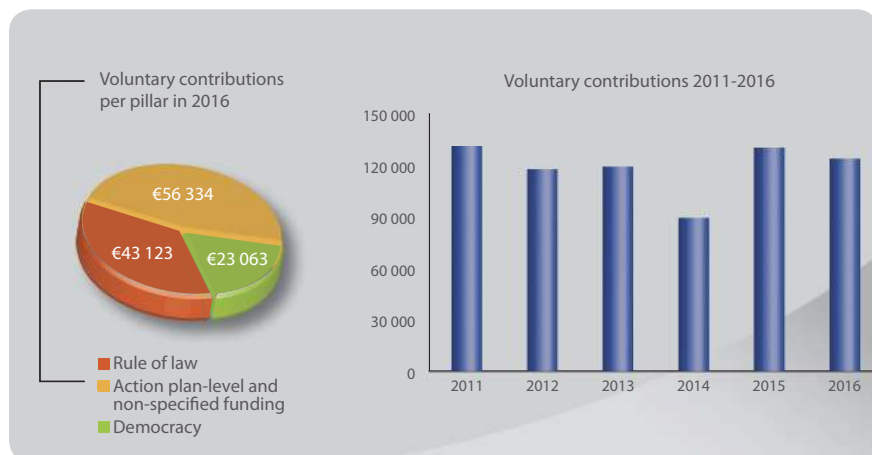
Latvia

Voluntary contribution:
 €11 172
 Member state ranking:
 35/47
 Ranking per capita:
 27/47



Liechtenstein

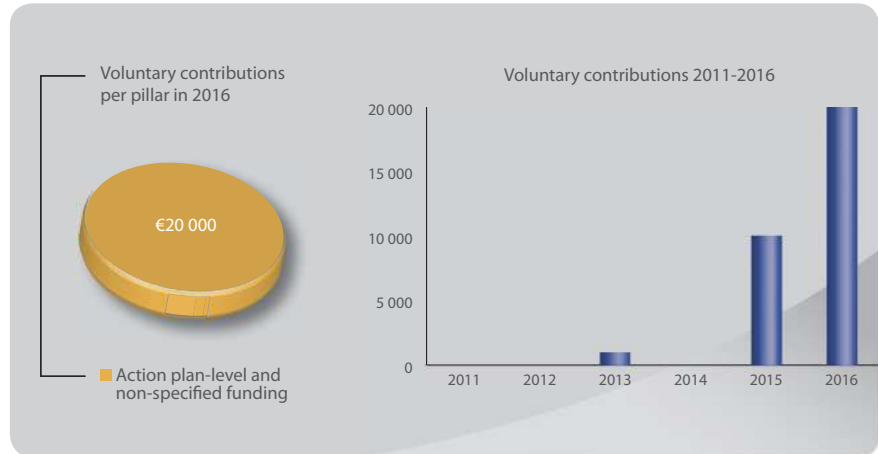
Voluntary contribution:
 €122 610
 Member state ranking:
 16/47
 Ranking per capita:
 1/47





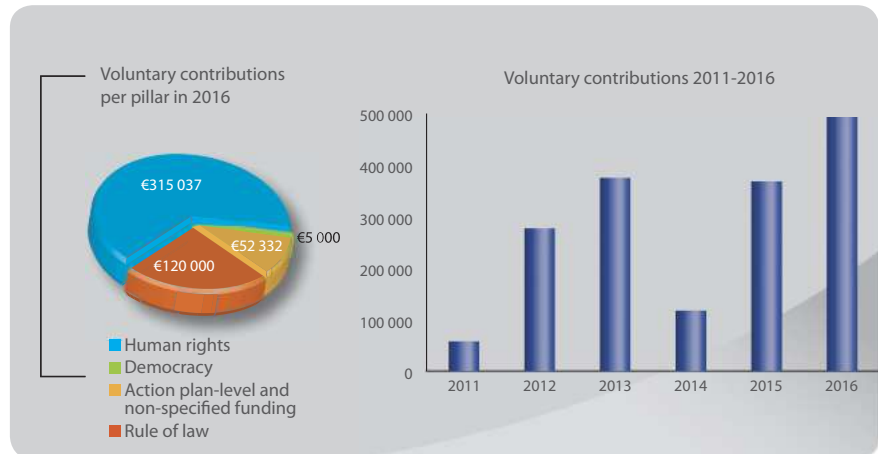
Lithuania

Voluntary contribution:
 €20 000
 Member state ranking:
 29/47
 Ranking per capita:
 23/47



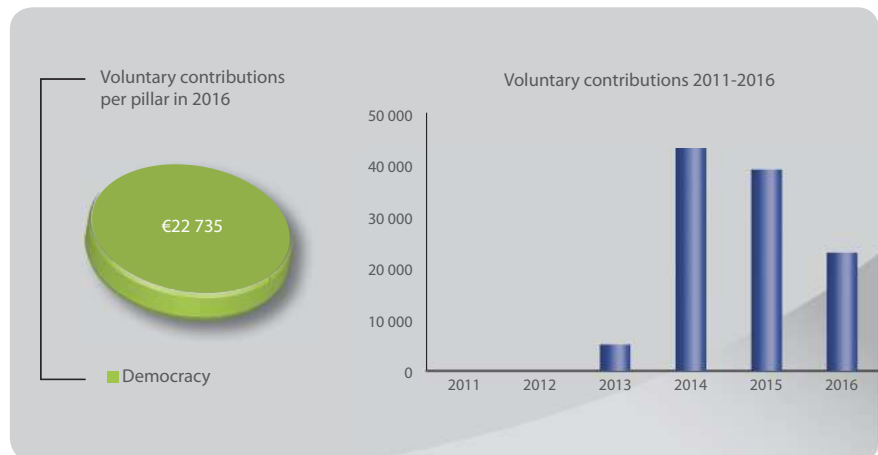
Luxembourg

Voluntary contribution:
 €492 369
 Member state ranking:
 6/47
 Ranking per capita:
 4/47



Malta

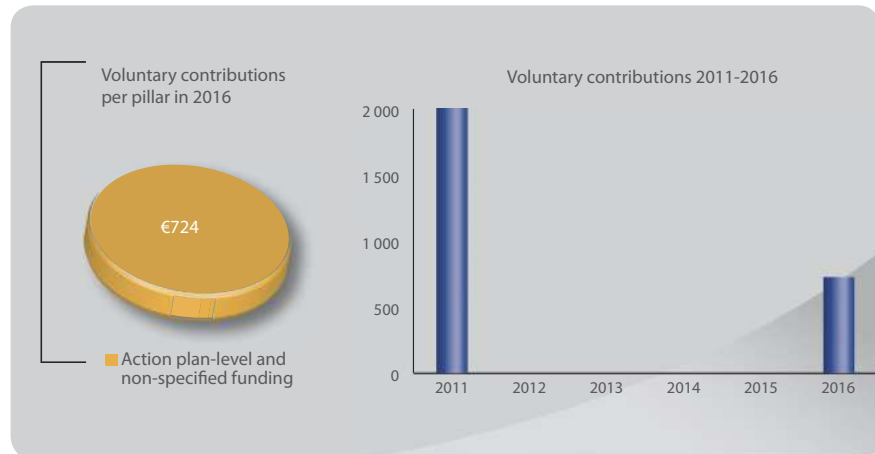
Voluntary contribution:
 €22 735
 Member state ranking:
 28/47
 Ranking per capita:
 9/47





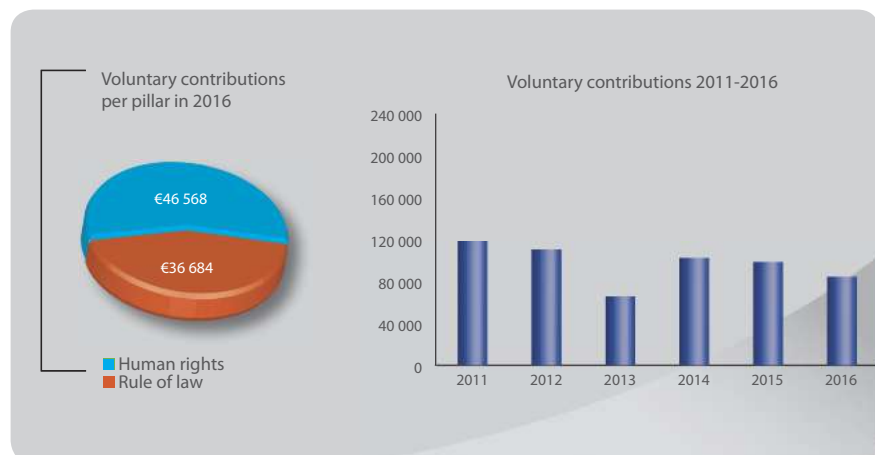
Republic of Moldova

Voluntary contribution:
 €724
 Member state ranking:
 38/47
 Ranking per capita:
 38/47



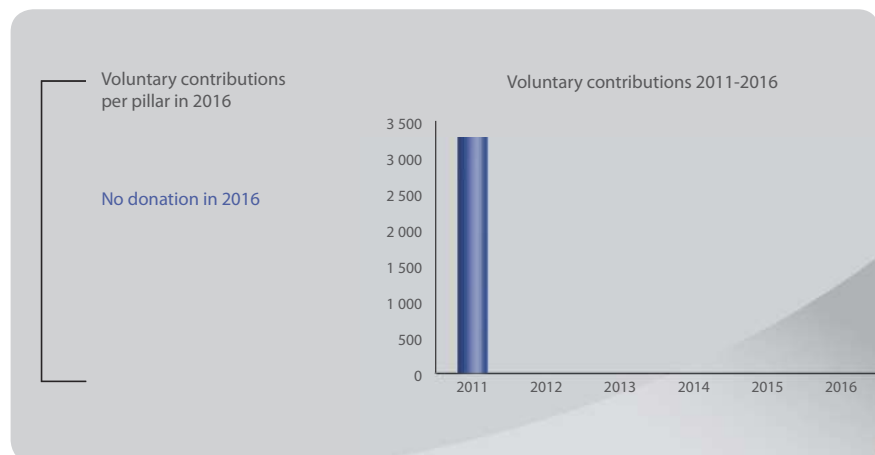
Monaco

Voluntary contribution:
 €83 252
 Member state ranking:
 19/47
 Ranking per capita:
 2/47



Montenegro

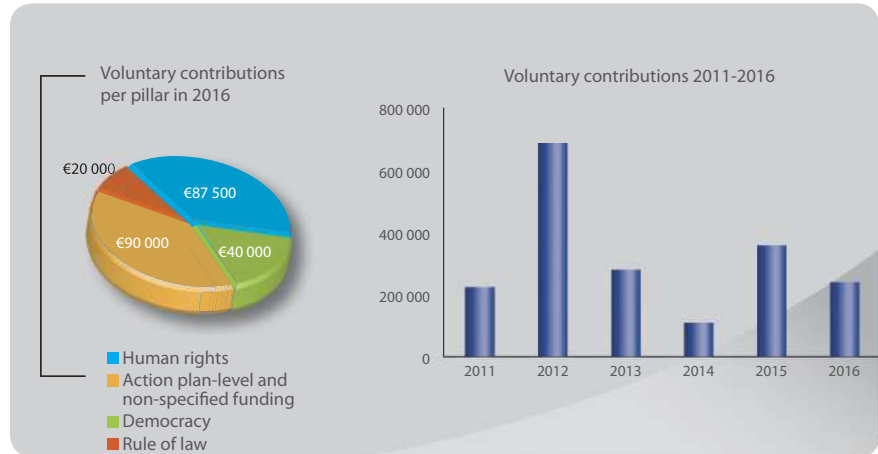
Voluntary contribution:
 None
 Member state ranking:
 Did not contribute
 Ranking per capita:
 Did not contribute





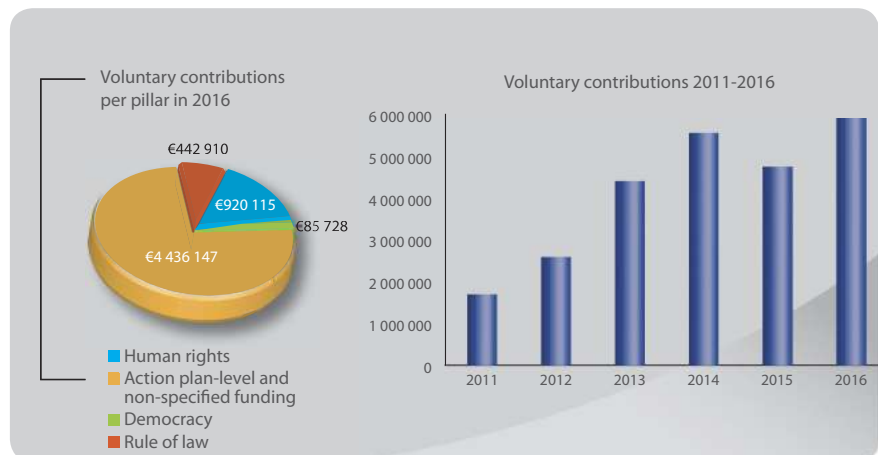
Netherlands

Voluntary contribution:
 €237 500
 Member state ranking:
 11/47
 Ranking per capita:
 16/47



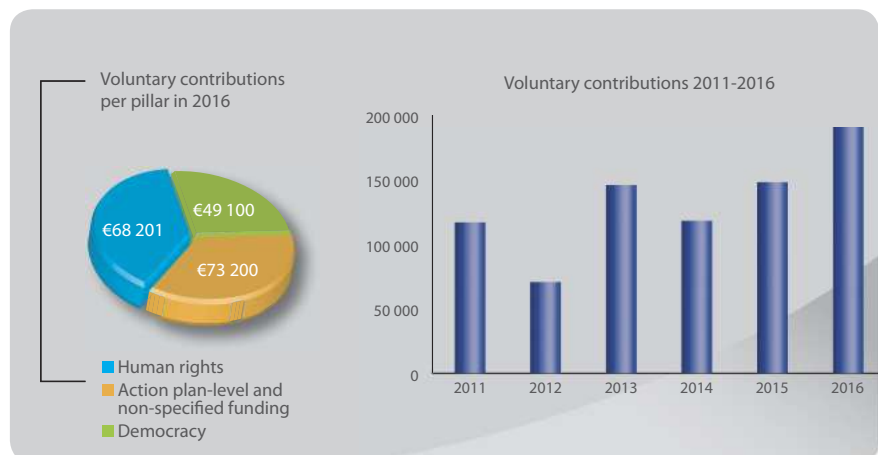
Norway

Voluntary contribution:
 €5 884 901
 Member state ranking:
 1/47
 Ranking per capita:
 3/47



Poland

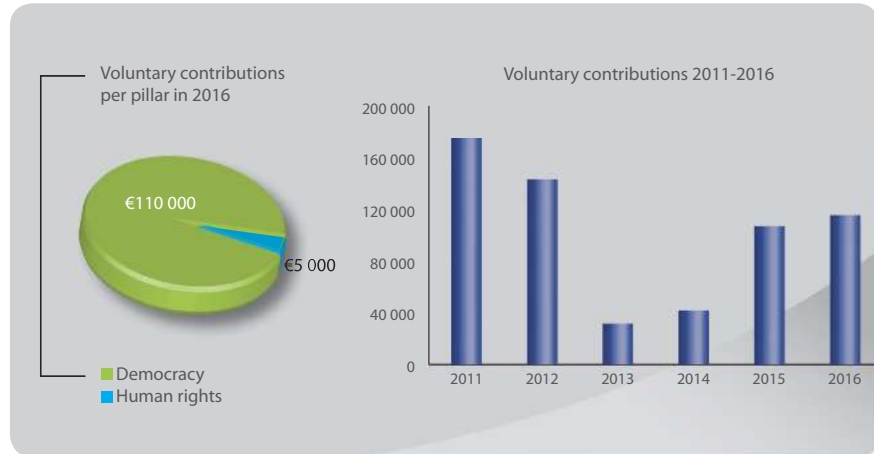
Voluntary contribution:
 €190 501
 Member state ranking:
 13/47
 Ranking per capita:
 30/47





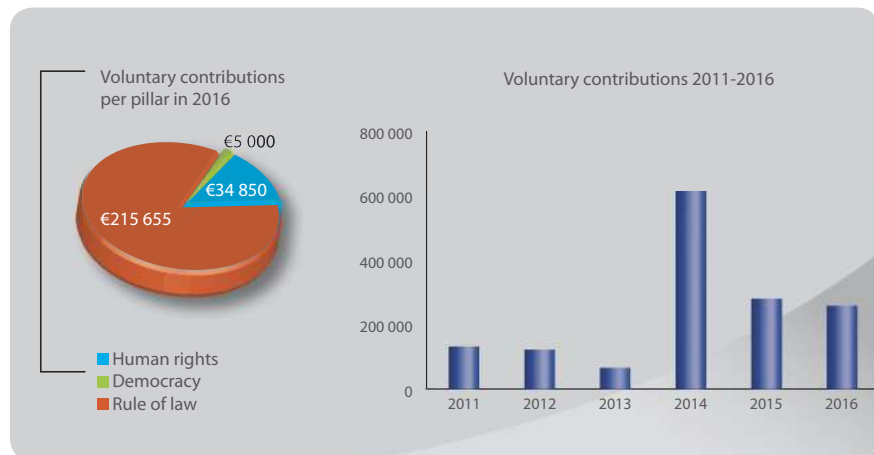
Portugal

Voluntary contribution:
 €115 000
 Member state ranking:
 18/47
 Ranking per capita:
 19/47



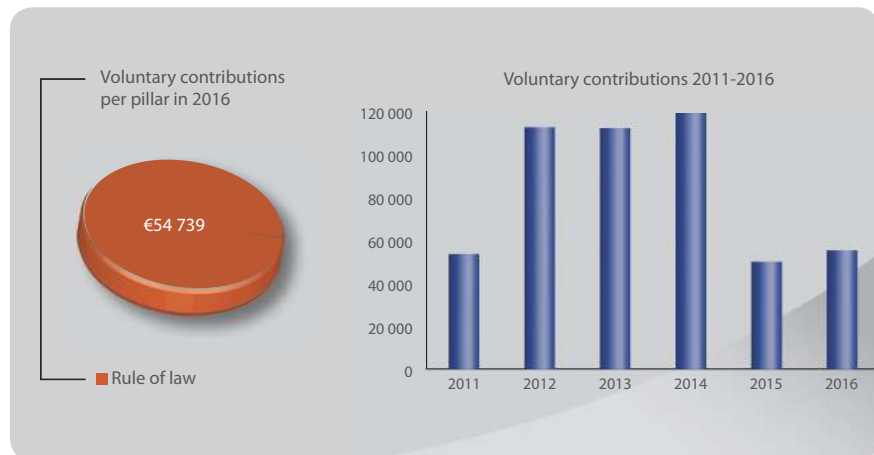
Romania

Voluntary contribution:
 €255 505
 Member state ranking:
 10/47
 Ranking per capita:
 17/47



Russian Federation

Voluntary contribution:
 €54 739
 Member state ranking:
 23/47
 Ranking per capita:
 36/47





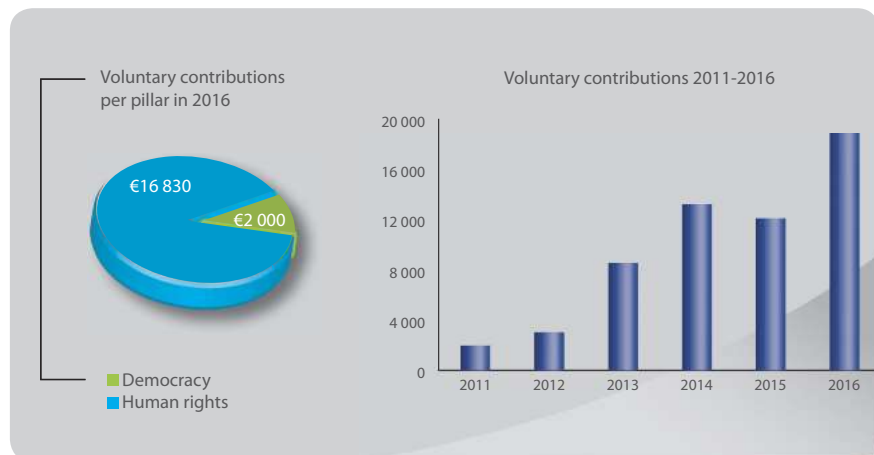
San Marino

Voluntary contribution:
None
Member state ranking:
Did not contribute
Ranking per capita:
Did not contribute



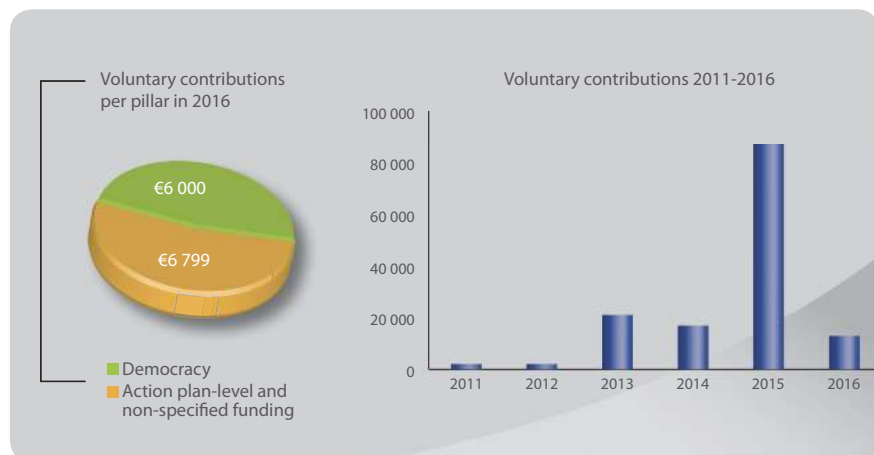
Serbia

Voluntary contribution:
€18 830
Member state ranking:
31/47
Ranking per capita:
33/47



Slovak Republic

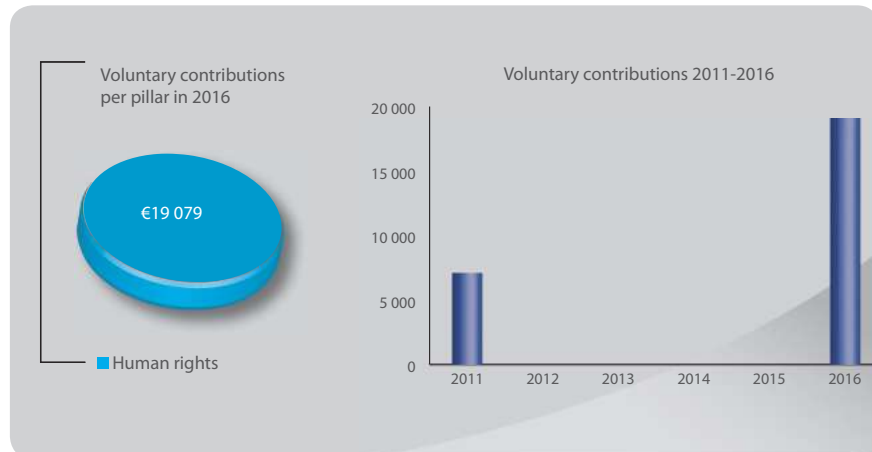
Voluntary contribution:
€12 799
Member state ranking:
34/47
Ranking per capita:
34/47





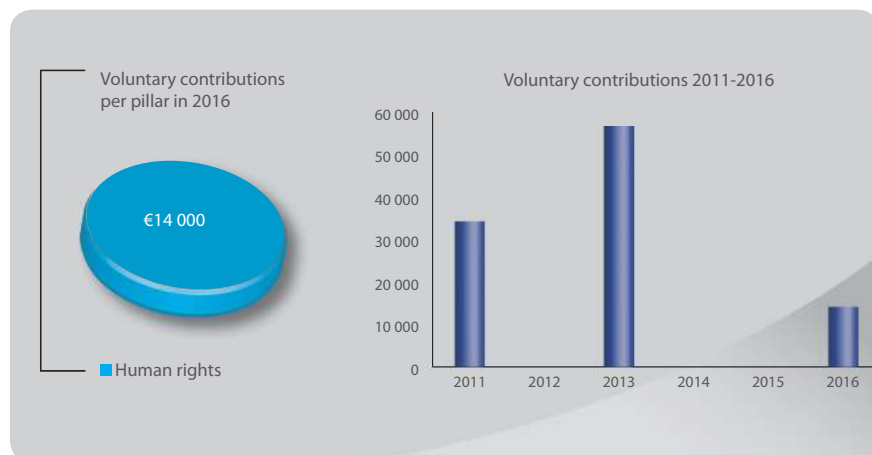
Slovenia

Voluntary contribution:
 €19 079
 Member state ranking:
 30/47
 Ranking per capita:
 21/47



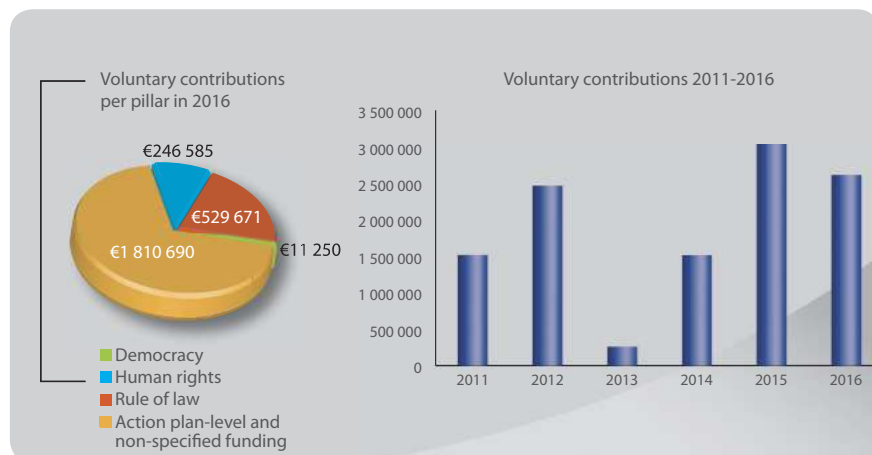
Spain

Voluntary contribution:
 €14 000
 Member state ranking:
 33/47
 Ranking per capita:
 37/47



Sweden

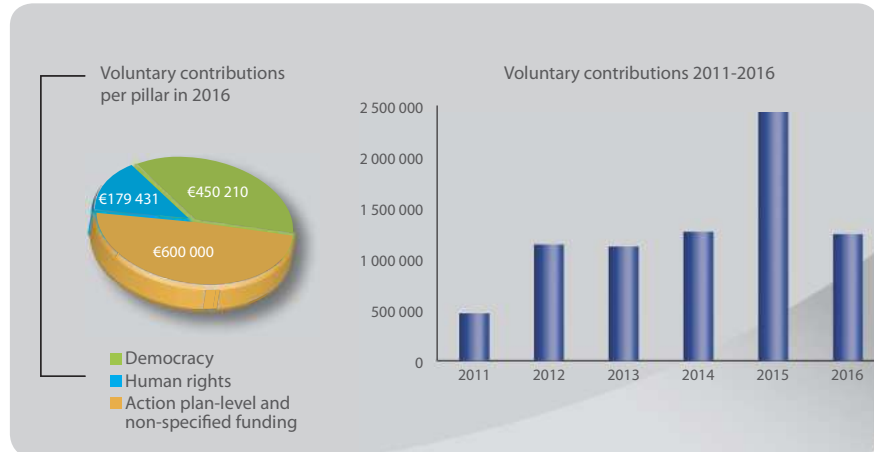
Voluntary contribution:
 €2 598 196
 Member state ranking:
 2/47
 Ranking per capita:
 6/47





Switzerland

Voluntary contribution:
€1 229 641
Member state ranking:
3/47
Ranking per capita:
7/47



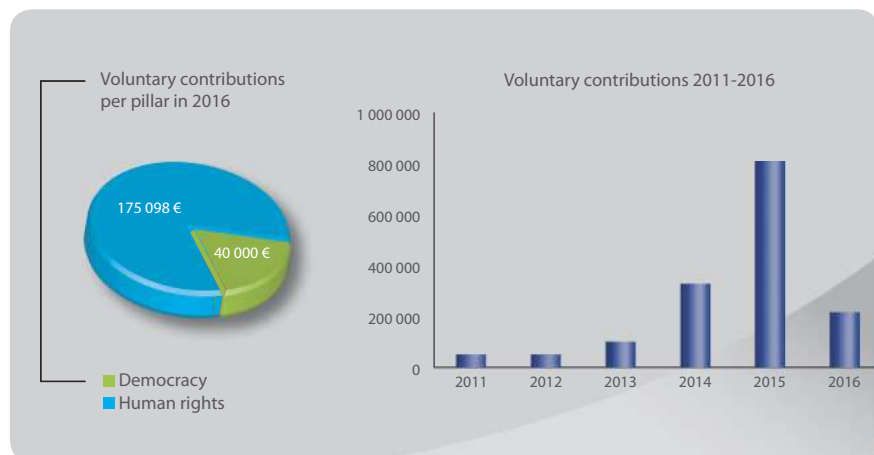
“The former Yugoslav Republic of Macedonia”

Voluntary contribution:
None
Member state ranking:
Did not contribute
Ranking per capita:
Did not contribute



Turkey

Voluntary contribution:
€215 098
Member state ranking:
12/47
Ranking per capita:
32/47





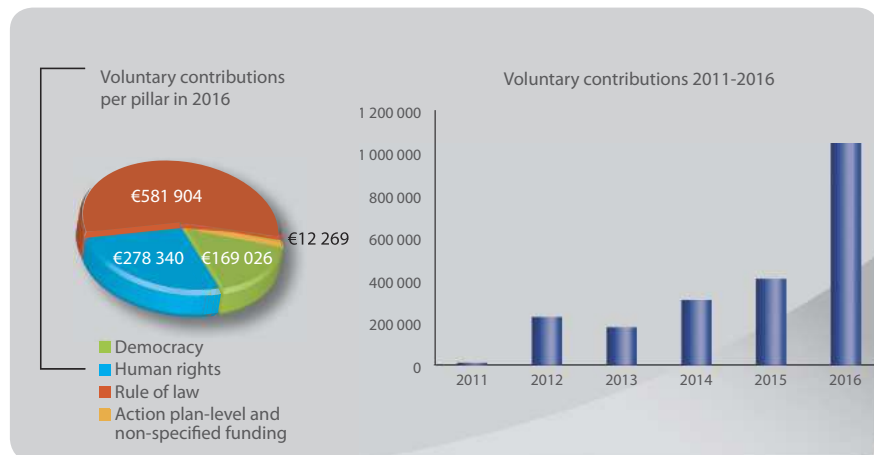
Ukraine

Voluntary contribution:
None
Member state ranking:
Did not contribute
Ranking per capita:
Did not contribute



United Kingdom

Voluntary contribution:
€1 041 539
Member state ranking:
4/47
Ranking per capita:
15/47



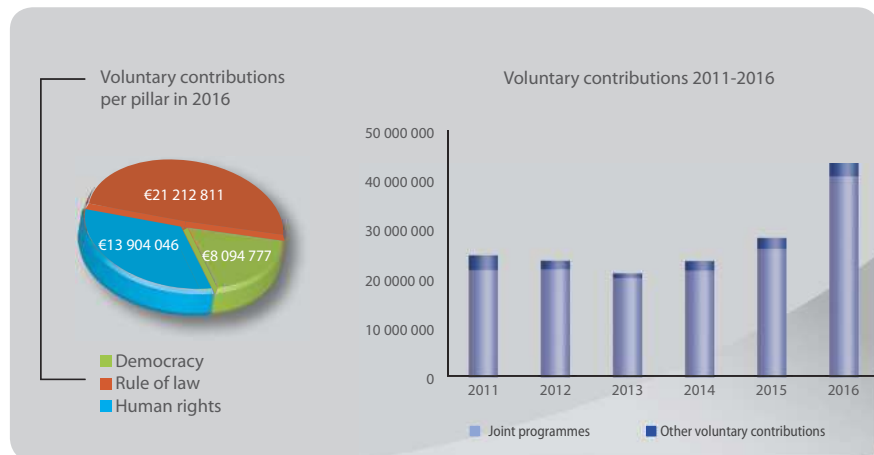
European Union 2015



European Union

Joint Programmes:
€40 508 479
Other
voluntary contributions:
€2 703 155

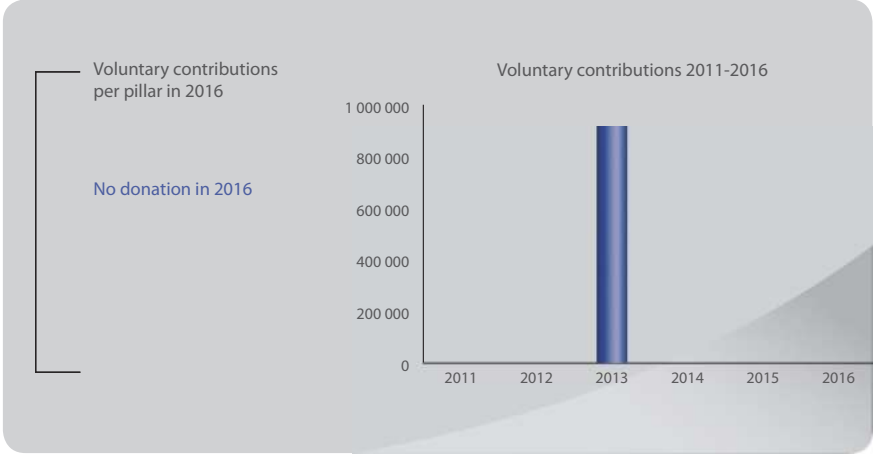
TOTAL:
€43 211 634





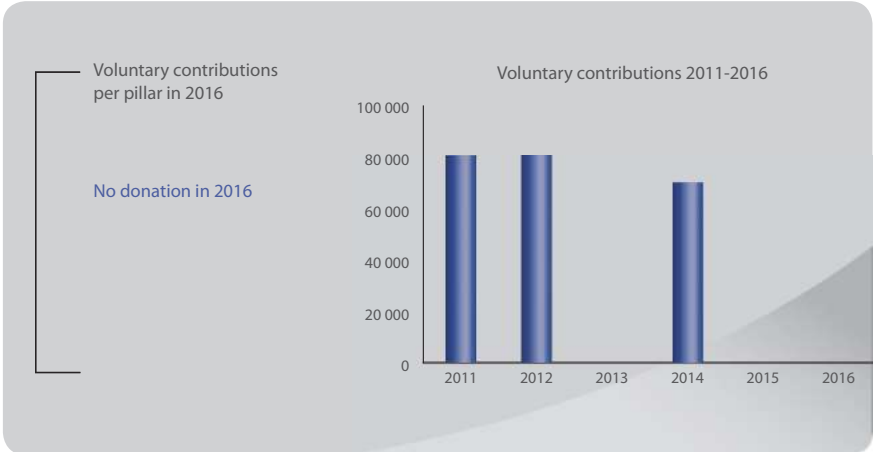
Canada

Voluntary contribution:
None
Observer ranking:
Did not contribute



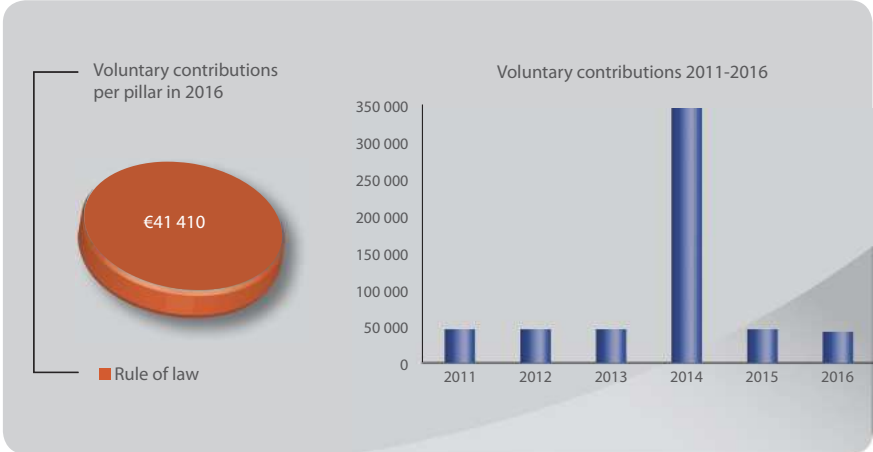
Holy See

Voluntary contribution:
None
Observer ranking:
Did not contribute



Japan

Voluntary contribution:
€41 410
Observer ranking:
2/5





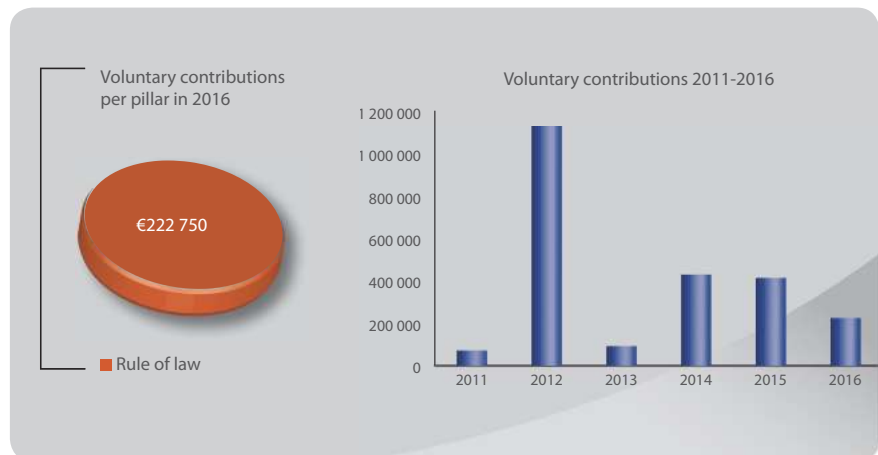
Mexico

Voluntary contribution:
None
Observer ranking:
Did not contribute



United States of America

Voluntary contribution:
€222 750
Observer ranking:
1/5



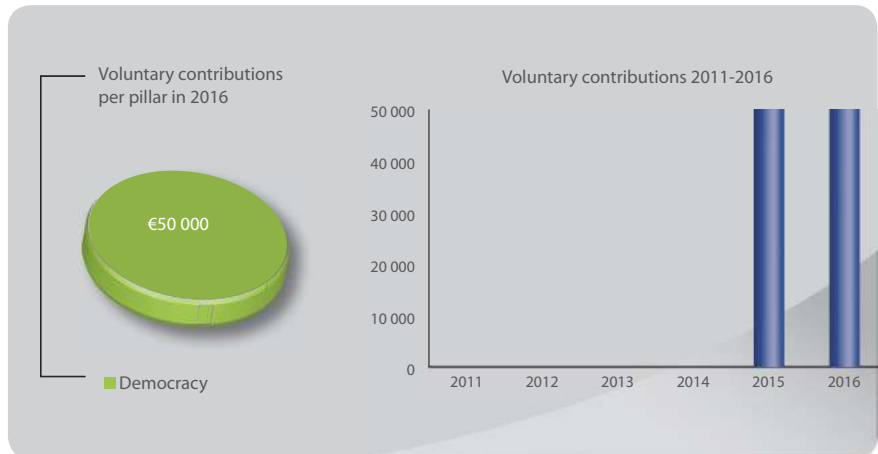
A.G. Leventis Foundation

Voluntary contribution:
 €34 872
 Other sources ranking:
 9/18



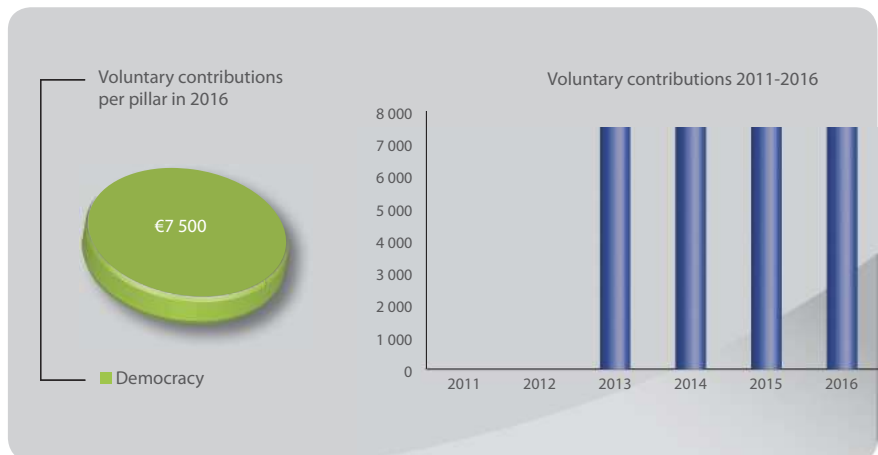
Aga Khan Development Network

Voluntary contribution:
 €50 000
 Other sources ranking:
 3/18



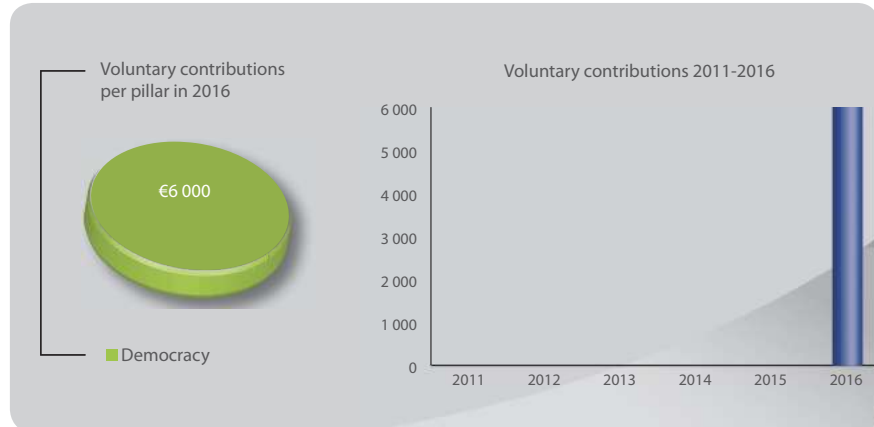
Charta 77 Foundation

Voluntary contribution:
 €7 500
 Other sources ranking:
 14/18



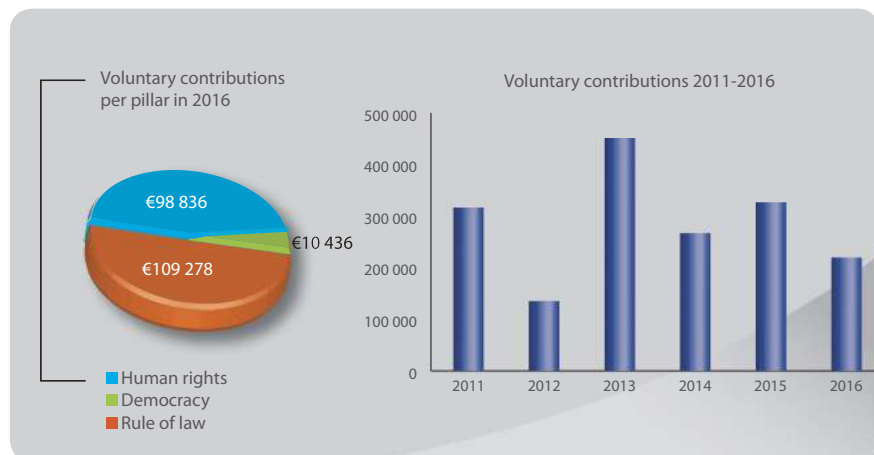
Coopérative Internationale de Recherche et d'Action en matière de Communication (CIRCOM)

Voluntary contribution:
€6 000
Other sources ranking:
15/18



European Economic Area (EEA) Grants*

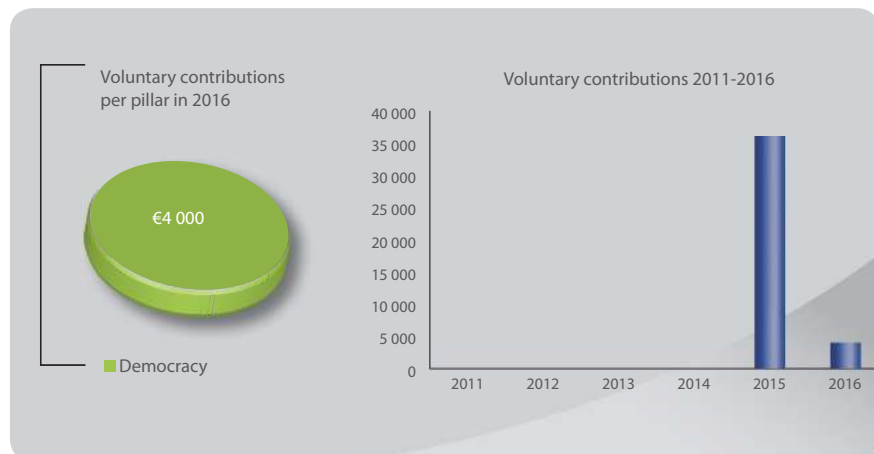
Voluntary contribution:
€218 550
Other sources ranking:
2/18



* Contributor countries:
Iceland, Liechtenstein,
Norway

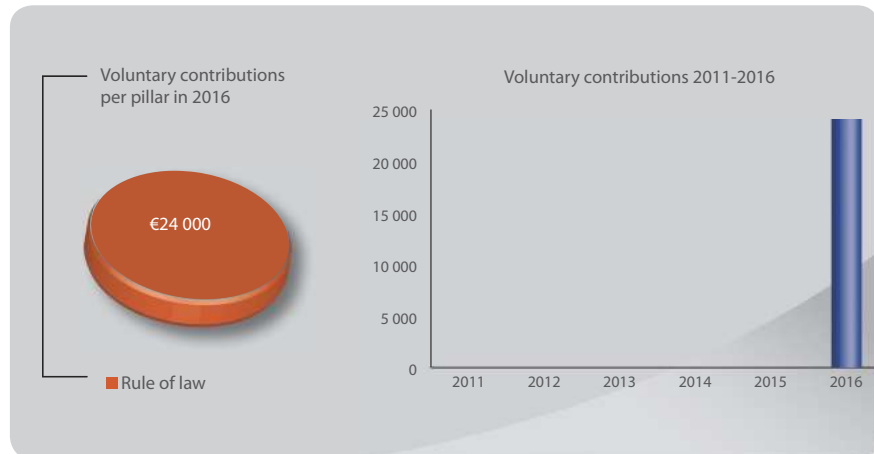
European Cultural Foundation (ECF)

Voluntary contribution:
€4 000
Other sources ranking:
16/18



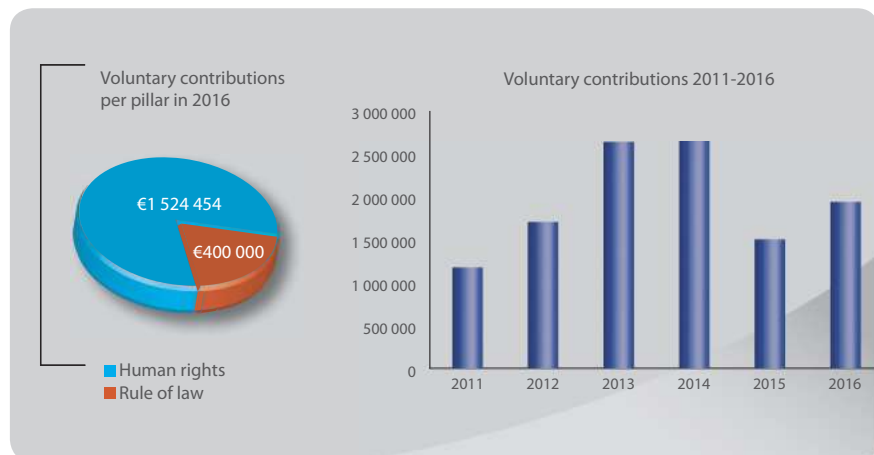
Gibraltar

Voluntary contribution:
 €24 000
 Other sources ranking:
 10/18



Human Rights Trust Fund (HRTF)*

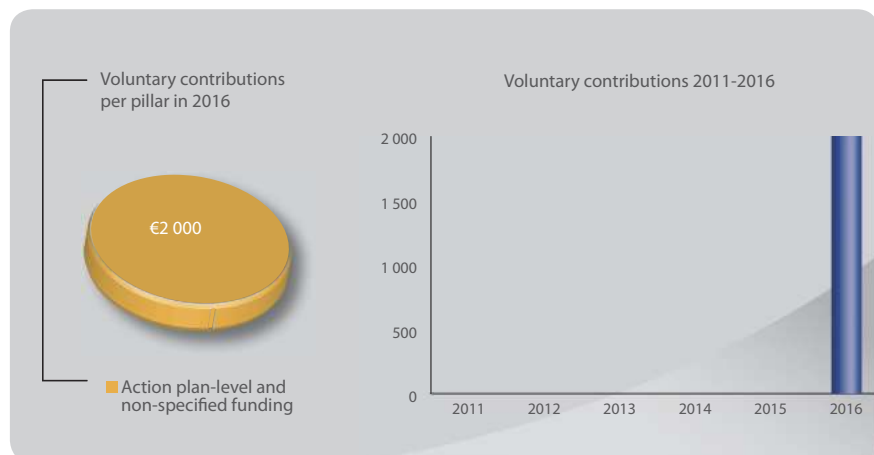
Voluntary contribution:
 €1 924 454
 Other sources ranking:
 1/18



* Contributor countries: Finland, Germany, Netherlands, Norway, Switzerland, United Kingdom

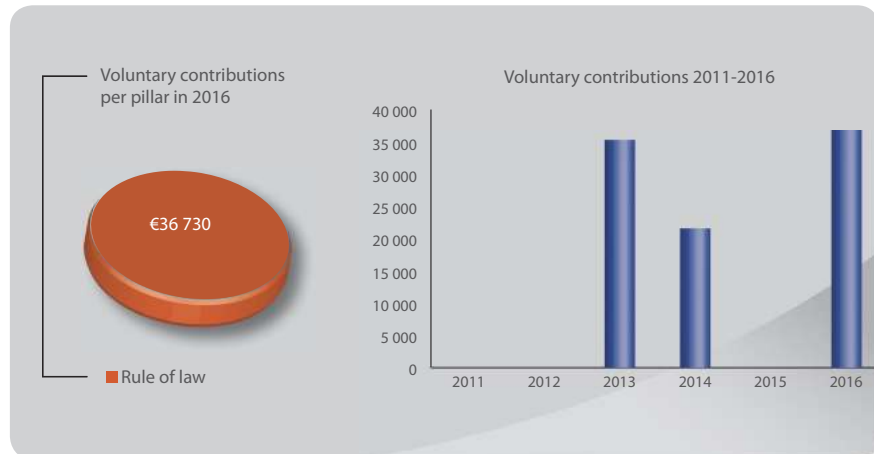
International Association of former Council of Europe Staff Members

Voluntary contribution:
 €2 000
 Other sources ranking:
 18/18



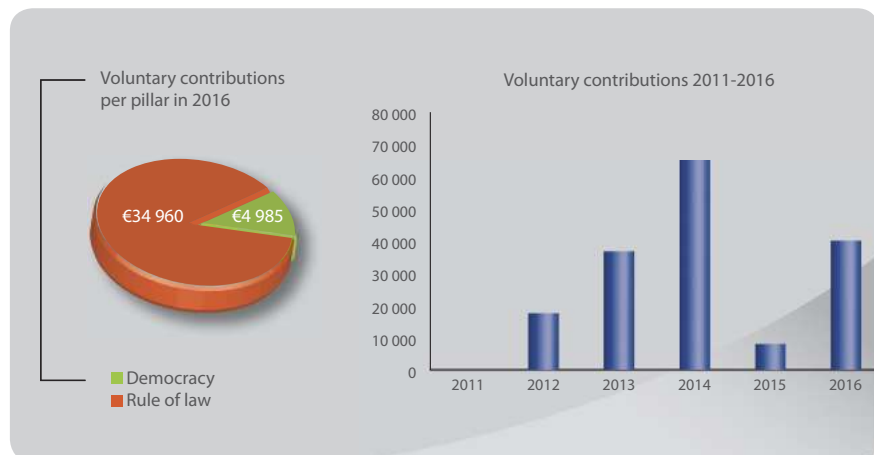
Isle of Man

Voluntary contribution:
 €36 730
 Other sources ranking:
 8/18



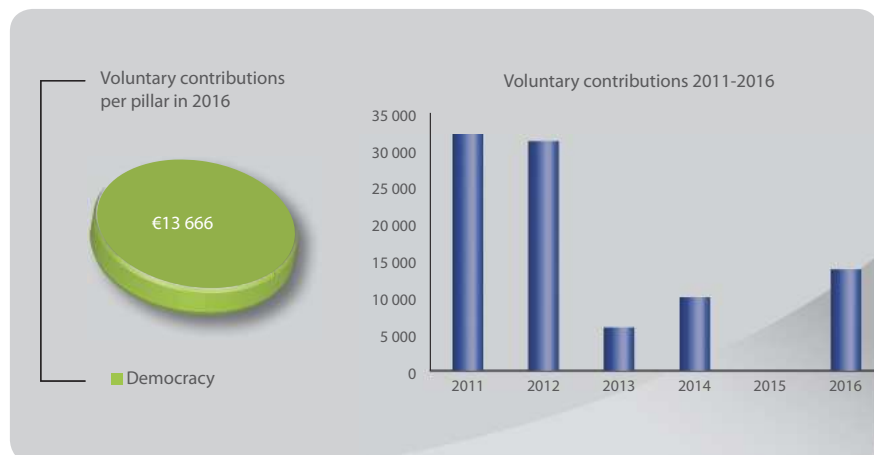
Israel

Voluntary contribution:
 €39 945
 Other sources ranking:
 5/18



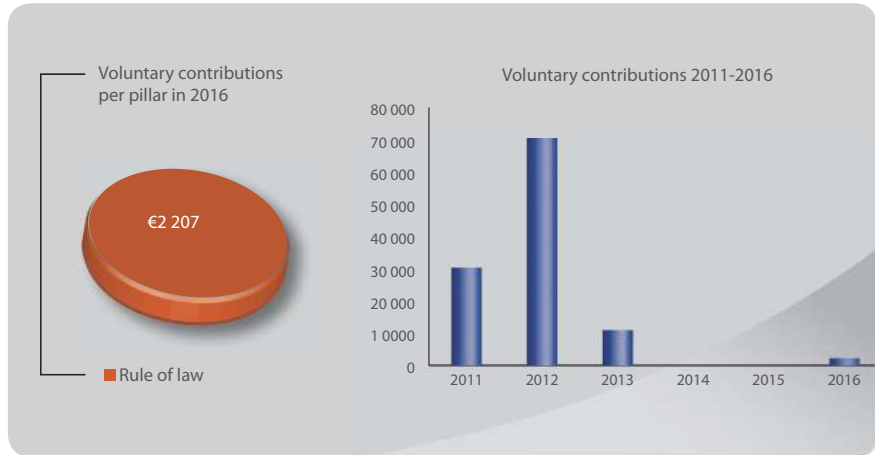
Japan Foundation

Voluntary contribution:
 €13 666
 Other sources ranking:
 11/18



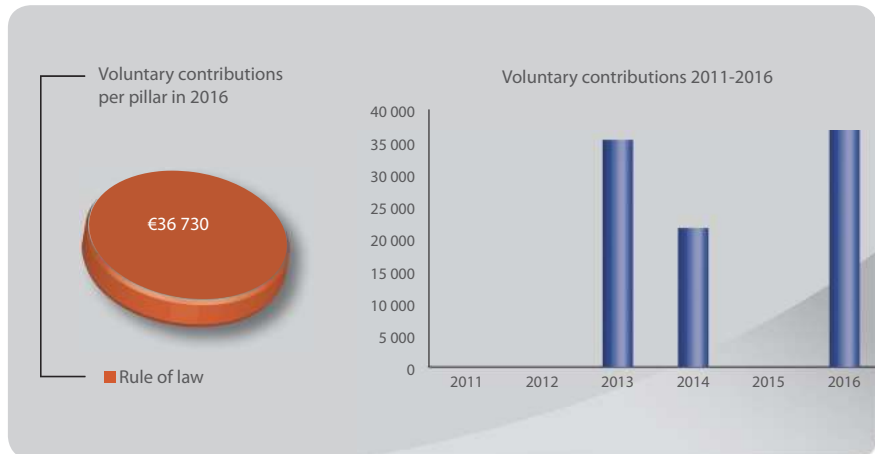
Organisation internationale de la Francophonie

Voluntary contribution:
 €2 207
 Other sources ranking:
 17/18



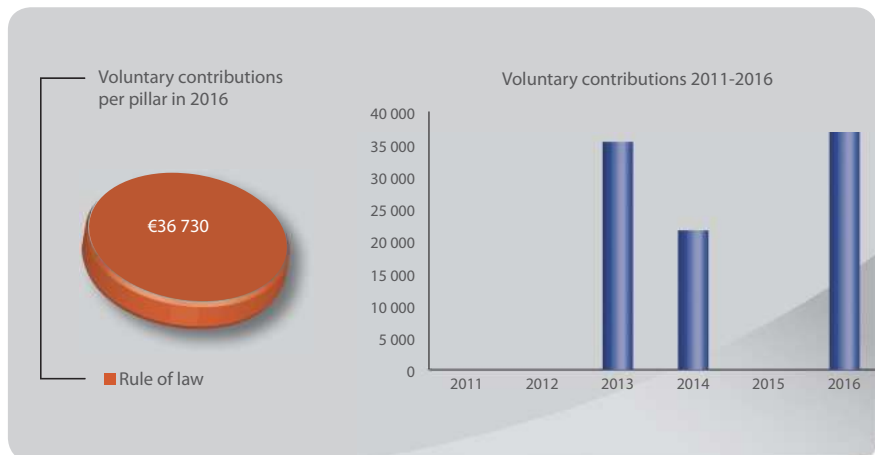
States of Guernsey

Voluntary contribution:
 €36 730
 Other sources ranking:
 7/18



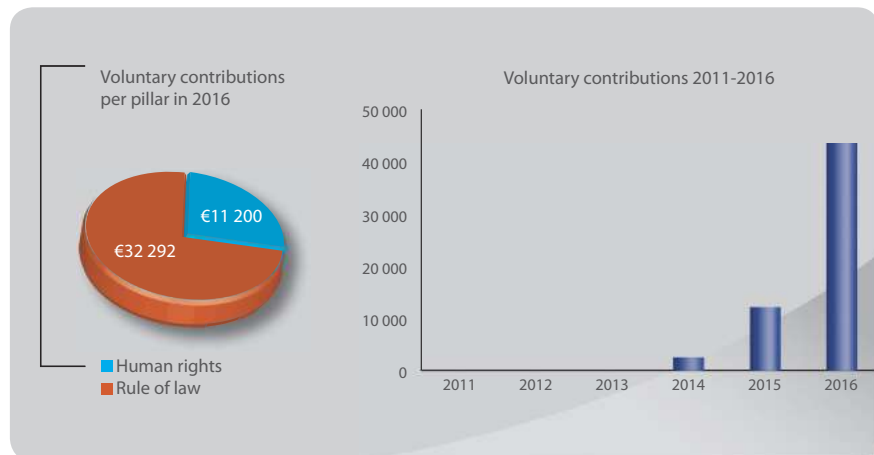
States of Jersey

Voluntary contribution:
 €36 730
 Other sources ranking:
 6/18



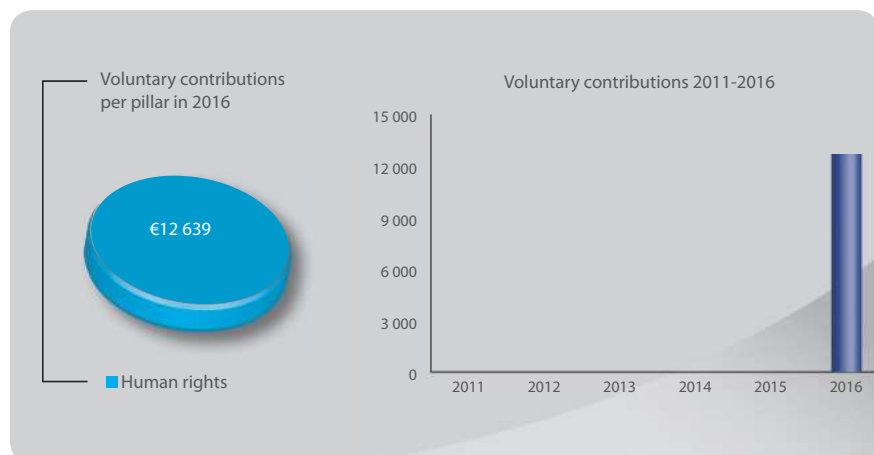
United Nations

Voluntary contribution:
 €43 492
 Other sources ranking:
 4/18



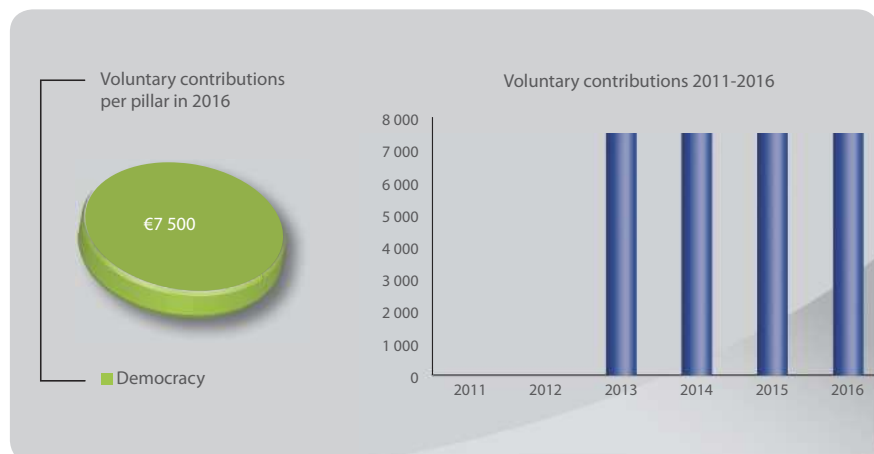
University of Nottingham

Voluntary contribution:
 €12 639
 Other sources ranking:
 12/18



Vaclav Havel Library

Voluntary contribution:
 €7 500
 Other sources ranking:
 13/18



APPENDIX 2

Tables

2.1. Voluntary contribution receipts 2007-2016

Rank	Contributor	2007 (€)	2008 (€)	2009 (€)	2010 (€)	2011 (€)	2012 (€)	2013 (€)	2014 (€)	2015 (€)	2016 (€)	Total (€)
1	European Union	13 248 624.19	20 237 864.44	20 056 507.22	20 815 949.96	24 543 762.13	23 437 238.21	20 867 155.45	23 352 971.21	28 051 261.73	43 211 634.34	253 454 712.32
2	Norway	631 377.71	779 645.91	786 729.85	840 693.84	1 676 536.65	2 563 697.23	4 364 762.00	5 510 488.80	4 702 797.55	5 884 900.74	28 244 284.98
3	Denmark	1 008 802.15	0.00	800 000.00	1 392 428.52	1 340 953.70	537 318.38	3 031 472.23	1 672 846.61	5 043 819.73	121 212.88	14 948 854.20
4	Human Rights Trust Fund ¹	0.00	0.00	1 539 647.00	916 635.00	1 166 637.00	1 693 365.00	2 620 000.00	2 644 075.39	1 491 648.81	1 924 454.44	13 996 462.64
5	Sweden	600 552.90	398 157.69	758 894.08	146 097.90	1 509 419.98	2 454 681.95	257 507.04	1 508 388.70	3 026 054.15	2 598 196.21	13 637 857.50
6	Switzerland	115 698.49	158 577.80	360 537.82	541 523.05	457 297.87	1 129 770.77	1 108 550.17	1 252 537.70	2 429 251.93	1 229 641.33	9 134 312.61
7	Finland	617 000.00	490 500.00	666 557.00	589 678.39	747 429.82	726 527.18	593 203.18	563 030.83	801 122.18	334 987.80	6 764 786.38
8	France	500 907.64	456 350.00	611 350.00	384 227.00	634 059.72	718 350.00	730 877.71	471 938.84	689 506.75	668 912.42	6 057 030.87
9	Germany	123 020.00	261 000.00	530 106.29	665 172.00	1 170 730.00	285 660.00	810 996.16	476 968.45	685 125.30	449 388.50	5 537 150.70
10	Netherlands	582 537.07	659 659.82	454 545.00	170 161.64	221 795.00	685 064.50	277 050.00	107 500.00	354 995.00	237 500.00	3 980 603.23
11	United States of America	38 400.00	342 778.91	190 703.63	132 610.01	70 500.00	1 127 690.72	90 812.81	426 426.89	410 328.28	222 750.00	3 128 151.25
12	Italy	388 498.19	404 006.63	340 529.20	332 749.14	323 523.78	168 078.77	108 404.88	265 037.73	54 869.50	398 639.58	3 106 483.99
13	Canada	329 098.81	0.00	0.00	0.00	0.00	0.00	914 425.06	0.00	0.00	0.00	2 838 659.86
14	United Kingdom	124 622.05	84 339.48	47 661.89	54 520.03	9 950.00	223 498.38	174 635.42	303 363.73	402 137.03	1 041 539.34	2 633 452.83
15	Ireland	373 095.00	581 680.00	6 000.00	50 000.00	225 000.00	80 000.00	150 000.00	87 269.14	166 374.77	165 021.10	2 493 530.01
16	Luxembourg	169 118.45	137 215.62	117 634.70	187 746.50	57 332.41	275 168.02	372 308.33	116 539.09	366 093.74	492 369.12	2 438 718.38
17	Turkey	0.00	128 685.00	17 853.32	555 000.00	50 000.00	50 000.00	100 000.00	325 934.04	808 329.90	215 098.23	2 260 900.49
18	European Economic Area (EEA) ²	0.00	0.00	0.00	0.00	315 350.00	135 150.00	449 710.81	265 516.00	325 376.00	218 550.00	1 709 652.81
19	Romania	28 432.00	50 000.00	0.00	134 000.00	130 000.00	120 000.00	65 281.58	611 942.31	276 796.68	255 505.43	1 671 958.00
20	Portugal	171 481.68	170 316.76	188 857.76	171 380.00	174 505.40	142 582.00	31 500.00	41 500.00	106 500.00	115 000.00	1 475 056.92
21	Spain	267 956.00	458 000.00	365 600.00	133 600.00	34 000.00	0.00	56 500.00	0.00	0.00	14 000.00	1 465 656.00
22	Belgium	95 673.08	164 865.50	26 077.81	103 867.40	109 800.21	179 000.00	178 134.38	49 753.15	82 500.00	130 228.42	1 371 522.41
23	Liechtenstein	61 000.00	150 000.00	85 000.00	122 713.99	130 494.35	116 461.04	117 962.92	88 287.72	128 948.07	122 609.60	1 219 586.95
24	Monaco	28 000.00	152 000.00	53 000.00	208 000.00	118 175.69	109 065.06	64 967.62	101 000.00	97 255.19	83 252.46	1 129 716.02
25	Bulgaria	2 000.00	0.00	0.00	5 956.80	5 000.00	3 000.00	184 125.00	266 097.54	466 411.27	48 423.92	991 004.53
26	Poland	65 000.00	20 000.00	17 500.00	19 000.00	116 200.78	70 065.44	145 000.00	117 481.49	147 209.79	190 501.38	970 458.88
27	Open Society Foundations	110 889.98	135 243.48	37 743.30	254 610.50	196 722.50	65 921.68	15 720.44	0.00	0.00	0.00	816 851.88
28	Japan	45 000.00	45 000.00	45 000.00	45 000.00	45 000.00	45 206.00	45 000.00	345 000.00	45 000.00	41 410.00	791 616.00
29	Austria	3 500.00	43 000.00	0.00	13 000.00	18 000.00	57 834.83	361 500.00	91 500.00	39 000.00	66 683.98	708 791.20
30	Microsoft Corporation	74 024.72	127 477.76	83 889.24	121 732.77	36 108.90	0.00	0.00	50 000.00	0.00	0.00	690 643.37
31	International Union of Railways	75 000.00	115 000.00	120 000.00	80 000.00	133 000.00	0.00	0.00	0.00	0.00	0.00	623 000.00
32	Russian Federation	0.00	0.00	0.00	0.00	53 170.80	111 670.20	111 234.14	118 748.86	49 548.13	54 739.23	541 056.36
33	Greece	41 666.65	216 666.00	29 000.00	0.00	19 983.98	0.00	11 005.70	0.00	0.00	0.00	522 263.17
34	Azerbaijan	0.00	230 780.00	0.00	5 980.00	23 355.77	15 775.96	6 656.62	218 880.00	13 374.71	6 192.31	520 995.37
35	Czech Republic	10 000.00	8 000.00	0.00	8 000.00	8 000.00	16 000.00	30 000.00	148 193.50	175 555.91	71 100.51	479 849.92
36	Croatia	17 000.00	6 000.00	2 000.00	0.00	19 802.78	1 000.00	12 979.38	183 218.13	177 032.83	23 563.49	442 596.61
37	Hungary	24 138.87	73 897.73	4 019.73	0.00	5 000.00	6 328.22	125 094.49	14 206.89	44 700.97	40 344.45	421 245.49
38	Estonia	0.00	62 000.00	4 000.00	19 000.00	28 561.07	17 000.00	20 000.00	55 000.00	61 807.89	66 717.48	334 086.44
39	Andorra	27 909.00	31 000.00	32 200.00	31 200.00	24 651.51	24 200.00	53 833.87	22 250.00	35 011.19	23 356.28	324 011.85
40	A.G. Leventis Foundation	0.00	0.00	0.00	0.00	0.00	0.00	70 000.00	104 616.00	104 616.00	34 872.00	314 104.00
41	Cyprus	1 726.52	69 221.18	2 221.00	101 221.00	86 523.19	5 221.00	3 221.00	2 200.00	4 220.00	14 944.08	296 937.63

1. Finland, Germany, Netherlands, Norway, Switzerland, United Kingdom.

2. Iceland, Liechtenstein, Norway.

2.1. Voluntary contribution receipts 2007-2016

Rank	Contributor	2007 (€)	2008 (€)	2009 (€)	2010 (€)	2011 (€)	2012 (€)	2013 (€)	2014 (€)	2015 (€)	2016 (€)	Total (€)
42	Israel	61 500.00	0.00	61 000.00	0.00	0.00	17 500.00	36 630.00	64 920.00	7 985.00	39 945.00	289 480.00
43	Organisation for Security and Co-operation in Europe	140 068.82	88 758.36	0.00	8 622.40	0.00	0.00	0.00	0.00	0.00	0.00	237 449.58
44	Iceland	19 970.00	10 000.00	0.00	3 918.80	0.00	1 891.07	60 468.74	62 048.52	58 603.50	9 250.18	230 450.81
45	Holy See	0.00	0.00	0.00	0.00	80 000.00	80 393.00	0.00	69 441.00	0.00	0.00	229 834.00
46	Slovak Republic	2 833.58	51 500.00	6 500.00	0.00	2 000.00	2 000.00	20 953.16	16 870.43	86 968.76	12 798.61	223 804.20
47	Japan Foundation	0.00	34 123.42	29 162.00	26 699.70	32 000.00	31 000.00	5 841.83	9 934.36	0.00	13 665.75	215 552.06
48	Latvia	2 000.00	10 000.00	0.00	0.00	0.00	0.00	0.00	93 532.59	67 355.07	11 172.47	184 060.13
49	Slovenia	9 150.00	10 000.00	87 000.00	33 737.43	7 049.13	0.00	0.00	0.00	0.00	19 079.00	176 015.56
50	Council of Europe Development Bank	0.00	0.00	173 000.00	0.00	0.00	0.00	0.00	0.00	0.00	0.00	173 000.00
51	United Nations	11 068.83	63 141.02	0.00	0.00	0.00	0.00	0.00	2 500.00	12 000.00	43 492.00	164 798.93
52	Supporters of Civil Society in Russia	0.00	0.00	0.00	0.00	0.00	0.00	136 849.12	20 741.71	0.00	0.00	157 590.83
53	Organisation internationale de la Francophonie	0.00	0.00	0.00	27 000.00	30 000.00	70 500.00	10 880.00	0.00	0.00	2 206.97	140 586.97
54	World Bank	0.00	0.00	0.00	14 892.03	114 885.82	0.00	0.00	0.00	0.00	0.00	129 777.85
55	Malta	0.00	0.00	0.00	5 000.00	0.00	0.00	5 000.00	43 074.60	38 716.40	22 735.49	115 026.49
56	Union of European Football Associations (UEFA)	15 000.00	0.00	0.00	20 000.00	48 000.00	32 000.00	0.00	0.00	0.00	0.00	115 000.00
57	National Society for the Prevention of Cruelty to Children	0.00	100 000.00	0.00	0.00	0.00	0.00	0.00	0.00	0.00	0.00	100 000.00
58	Aga Khan Development Network	0.00	0.00	0.00	0.00	0.00	0.00	0.00	0.00	50 000.00	50 000.00	100 000.00
59	Isle of Man	0.00	0.00	0.00	0.00	0.00	0.00	35 000.00	21 400.00	0.00	36 730.00	93 130.00
60	States of Guernsey	0.00	0.00	0.00	0.00	0.00	0.00	35 000.00	21 400.00	0.00	36 730.00	93 130.00
61	States of Jersey	0.00	0.00	0.00	0.00	0.00	0.00	35 000.00	21 400.00	0.00	36 730.00	93 130.00
62	DEXIA Crédit Local	0.00	80 000.00	0.00	0.00	0.00	0.00	0.00	0.00	0.00	0.00	80 000.00
63	University of Frankfurt	0.00	70 000.00	0.00	0.00	0.00	0.00	0.00	0.00	0.00	0.00	70 000.00
64	Serbia	0.00	6 295.00	0.00	6 253.96	1 941.21	3 000.00	8 474.54	13 114.31	12 000.00	18 829.54	69 908.56
65	Armenia	0.00	0.00	20 260.05	11 597.61	0.00	6 836.32	30 000.00	0.00	0.00	0.00	68 693.98
66	Zennström Philanthropies	0.00	0.00	47 892.00	0.00	0.00	0.00	0.00	0.00	0.00	0.00	47 892.00
67	Caixa Foundation	0.00	0.00	0.00	0.00	0.00	0.00	15 000.00	29 278.40	0.00	0.00	44 278.40
68	Lithuania	10 920.00	0.00	0.00	0.00	0.00	0.00	1 000.00	0.00	10 000.00	20 000.00	41 920.00
69	McAfee Endowment Fund	0.00	0.00	40 358.09	0.00	0.00	0.00	0.00	0.00	0.00	0.00	40 358.09
70	Central European Initiative (CEI)	0.00	0.00	0.00	10 000.00	30 000.00	40 000.00	0.00	0.00	0.00	0.00	40 000.00
71	Jugend für Europa	0.00	0.00	0.00	0.00	0.00	40 000.00	0.00	0.00	0.00	0.00	40 000.00
72	Moscow State Linguistic University	0.00	0.00	0.00	0.00	0.00	0.00	40 000.00	0.00	0.00	0.00	40 000.00
73	European Cultural Foundation (ECF)	0.00	0.00	0.00	0.00	0.00	0.00	0.00	0.00	36 000.00	4 000.00	40 000.00
74	International Youth Service of the Federal Republic of Germany (IYAB)	0.00	0.00	0.00	0.00	0.00	19 000.00	0.00	20 000.00	0.00	0.00	39 000.00
75	San Marino	30 000.00	0.00	0.00	0.00	998.50	0.00	0.00	0.00	1 300.37	0.00	33 298.87
76	Charta 77 Foundation	0.00	0.00	0.00	0.00	0.00	0.00	7 500.00	7 500.00	7 500.00	7 500.00	30 000.00
77	Vaclav Havel Library	0.00	0.00	0.00	0.00	0.00	0.00	7 500.00	7 500.00	7 500.00	7 500.00	30 000.00
78	Cassa di Risparmio di Firenze	0.00	0.00	0.00	0.00	0.00	10 000.00	15 000.00	0.00	0.00	0.00	25 000.00

2.1. Voluntary contribution receipts 2007-2016

Rank	Contributor	2007 (€)	2008 (€)	2009 (€)	2010 (€)	2011 (€)	2012 (€)	2013 (€)	2014 (€)	2015 (€)	2016 (€)	Total (€)
79	Gibraltar	0.00	0.00	0.00	0.00	0.00	0.00	0.00	0.00	0.00	24 000.00	24 000.00
80	Nordic Council of Ministers	0.00	0.00	0.00	12 703.76	0.00	0.00	6 979.62	0.00	0.00	0.00	22 689.71
81	Calouste Gulbenkian Foundation	0.00	0.00	0.00	20 000.00	0.00	0.00	0.00	0.00	0.00	0.00	21 000.00
82	Visa Europe	0.00	0.00	0.00	0.00	0.00	20 000.00	0.00	0.00	0.00	0.00	20 000.00
83	University of Graz	0.00	0.00	0.00	0.00	0.00	0.00	12 000.00	2 884.17	0.00	0.00	14 884.17
84	University of Vienna	0.00	0.00	0.00	0.00	0.00	11 582.40	2 895.60	0.00	0.00	0.00	14 478.00
85	University of Nottingham	0.00	0.00	0.00	0.00	0.00	0.00	0.00	0.00	0.00	12 639.32	12 639.32
86	Institute for Mediterranean Studies	0.00	0.00	0.00	0.00	0.00	0.00	0.00	0.00	0.00	0.00	12 490.00
87	Allianz Kulturstiftung	0.00	0.00	0.00	10 000.00	0.00	0.00	0.00	0.00	0.00	0.00	10 000.00
88	Chamber of Commerce and Industry of Strasbourg and Bas-Rhin	0.00	10 000.00	0.00	0.00	0.00	0.00	0.00	0.00	0.00	0.00	10 000.00
89	Morocco	0.00	0.00	0.00	0.00	0.00	0.00	0.00	10 000.00	0.00	0.00	10 000.00
90	International Students' Committee (ISC) St Gallen	0.00	0.00	0.00	9 800.00	0.00	0.00	0.00	0.00	0.00	0.00	9 800.00
91	National Centre for Languages	0.00	5 558.00	0.00	0.00	0.00	0.00	0.00	0.00	0.00	0.00	7 660.00
92	Euroesco	0.00	0.00	6 000.00	0.00	0.00	0.00	0.00	0.00	0.00	0.00	6 000.00
93	Coopérative internationale de recherche et d'action en matière de communication (CIRCOM)	0.00	0.00	0.00	0.00	0.00	0.00	0.00	0.00	0.00	6 000.00	6 000.00
94	Lisbon Institute for Strategic Studies	0.00	5 700.00	0.00	0.00	0.00	0.00	0.00	0.00	0.00	0.00	5 700.00
95	Antidoping Switzerland Foundation	0.00	0.00	0.00	5 000.00	0.00	0.00	0.00	0.00	0.00	0.00	5 000.00
96	UPM-Kymmene Oyj	5 000.00	0.00	0.00	0.00	0.00	0.00	0.00	0.00	0.00	0.00	5 000.00
97	Bosnia and Herzegovina	1 000.00	0.00	0.00	0.00	3 390.59	0.00	0.00	0.00	0.00	0.00	4 390.59
98	Georgia	0.00	0.00	3 000.00	0.00	690.59	0.00	0.00	0.00	0.00	0.00	3 690.59
99	Montenegro	0.00	0.00	0.00	0.00	3 262.97	0.00	0.00	0.00	0.00	0.00	3 262.97
100	Republic of Moldova	0.00	0.00	0.00	0.00	2 000.00	0.00	0.00	0.00	0.00	724.08	3 224.08
101	Individual Donors	0.00	0.00	0.00	0.00	0.00	0.00	3 056.54	0.00	0.00	0.00	3 056.54
102	Servier International Research Institute	2 000.00	0.00	0.00	0.00	0.00	0.00	0.00	0.00	0.00	0.00	3 000.00
103	The European Association of the "Via Francigena"	0.00	0.00	0.00	2 748.00	0.00	0.00	0.00	0.00	0.00	0.00	2 748.00
104	German Institute for International Educational Research	0.00	0.00	2 100.00	0.00	0.00	0.00	0.00	0.00	0.00	0.00	2 100.00
105	International Association of Former Council of Europe Staff Members	0.00	0.00	0.00	0.00	0.00	0.00	0.00	0.00	0.00	2 000.00	2 000.00
106	JACET (The Japan Association of College English Teachers)	0.00	0.00	0.00	0.00	1 500.00	0.00	0.00	0.00	0.00	0.00	1 500.00
107	National Park Donau-Auen	0.00	0.00	0.00	0.00	1 500.00	0.00	0.00	0.00	0.00	0.00	1 500.00
108	Roma Education Fund	1 500.00	0.00	0.00	0.00	0.00	0.00	0.00	0.00	0.00	0.00	1 500.00
109	Save the Children Norway	0.00	0.00	0.00	1 500.00	0.00	0.00	0.00	0.00	0.00	0.00	1 500.00
110	Anna Lindh Foundation	0.00	0.00	0.00	0.00	0.00	0.00	0.00	1 000.00	0.00	0.00	1 000.00
111	Albania	0.00	0.00	0.00	662.97	0.00	0.00	0.00	0.00	0.00	0.00	662.97
112	Goldsmiths College	0.00	0.00	0.00	0.00	600.00	0.00	0.00	0.00	0.00	0.00	600.00
TOTAL		20 313 762.38	27 994 005.51	28 857 637.98	29 583 592.10	36 396 153.80	37 743 293.33	39 262 617.54	42 519 248.83	52 260 510.08	61 255 969.46	398 783 858.20

2.2. Voluntary contribution receipts in 2016

Contributor	Total (€)	Contributor	Total (€)
European Union	43 211 634.34	Israel	39 945.00
Norway	5 884 900.74	Isle of Man	36 730.00
Sweden	2 598 196.21	States of Guernsey	36 730.00
Human Rights Trust Fund ¹	1 924 454.44	States of Jersey	36 730.00
Switzerland	1 229 641.33	A.G. Leventis Foundation	34 872.00
United Kingdom	1 041 539.34	Gibraltar	24 000.00
France	668 912.42	Croatia	23 563.49
Luxembourg	492 369.12	Andorra	23 356.28
Germany	449 388.50	Malta	22 735.49
Italy	398 639.58	Lithuania	20 000.00
Finland	334 987.80	Slovenia	19 079.00
Romania	255 505.43	Serbia	18 829.54
Netherlands	237 500.00	Cyprus	14 944.08
United States of America	222 750.00	Spain	14 000.00
EEA Grants ²	218 550.00	Japan Foundation	13 665.75
Turkey	215 098.23	Slovak Republic	12 798.61
Poland	190 501.38	University of Nottingham	12 639.32
Ireland	165 021.10	Latvia	11 172.47
Belgium	130 228.42	Iceland	9 250.18
Liechtenstein	122 609.60	Vaclav Havel Library	7 500.00
Denmark	121 212.88	The Charta 77 Foundation	7 500.00
Portugal	115 000.00	Azerbaijan	6 192.31
Monaco	83 252.46	Cooperative Internationale de Recherche et d'Action en matière de Communication (CIRCOM)	6 000.00
Czech Republic	71 100.51	European Cultural Foundation (ECF)	4 000.00
Estonia	66 717.48	Organisation internationale de la Francophonie	2 206.97
Austria	66 683.98	International Association of former Council of Europe Staff Members	2 000.00
Russian Federation	54 739.23	Republic of Moldova	724.08
Aga Khan Development Network	50 000.00		
Bulgaria	48 423.92		
United Nations	43 492.00		
Japan	41 410.00		
Hungary	40 344.45		
		GRAND TOTAL	€ 61 255 969.46

1. Finland, Germany, Netherlands, Norway, Switzerland, United Kingdom.

2. Iceland, Liechtenstein, Norway.

2.3. Voluntary contribution receipts in 2016 per pillar

Contributor	Democracy (€)	Human rights (€)	Rule of Law (€)	Action plan-level and non-specified funding (€)	Total (€)
European Union	8 094 777.23	13 904 046.40	21 212 810.71		43 211 634.34
Norway	85 728.62	920 115.06	442 910.21	4 436 146.85	5 884 900.74
Sweden	11 250.00	246 585.30	529 671.19	1 810 689.72	2 598 196.21
Human Rights Trust Fund ¹		1 524 454.44	400 000.00		1 924 454.44
Switzerland	450 210.56	179 430.77		600 000.00	1 229 641.33
United Kingdom	169 025.87	278 340.11	581 904.17	12 269.19	1 041 539.34
France	368 912.42	290 000.00	10 000.00		668 912.42
Luxembourg	5 000.00	315 036.60	120 000.00	52 332.52	492 369.12
Germany	39 906.50	214 692.00	100 000.00	94 790.00	449 388.50
Italy	28 639.58	280 000.00	90 000.00		398 639.58
Finland	97 000.00	237 987.80			334 987.80
Romania	5 000.00	34 850.00	215 655.43		255 505.43
Netherlands	40 000.00	87 500.00	20 000.00	90 000.00	237 500.00
United States of America			222 750.00		222 750.00
EEA Grants ²	10 435.90	98 835.92	109 278.18		218 550.00
Turkey	40 000.00	175 098.23			215 098.23
Poland	49 100.00	73 200.69		68 200.69	190 501.38
Ireland		151 621.10	13 400.00		165 021.10
Belgium	29 000.00	16 776.92	84 451.50		130 228.42
Liechtenstein	23 062.59		43 213.28	56 333.73	122 609.60
Denmark		18 290.00	49 054.38	53 868.50	121 212.88
Portugal	110 000.00	5 000.00			115 000.00
Monaco		46 568.61	36 683.85		83 252.46
Czech Republic	38 000.00			33 100.51	71 100.51
Estonia	5 000.00	20 000.00	15 000.00	26 717.48	66 717.48
Austria	39 580.00	27 103.98			66 683.98
Russian Federation			54 739.23		54 739.23
Aga Khan Development Network	50 000.00				50 000.00
Bulgaria	3 333.33	3 333.33	37 431.76	4 325.50	48 423.92
United Nations		11 200.00	32 292.00		43 492.00
Japan			41 410.00		41 410.00
Hungary				40 344.45	40 344.45

1. Finland, Germany, Netherlands, Norway, Switzerland, United Kingdom.

2. Iceland, Liechtenstein, Norway.

2.3. Voluntary contribution receipts in 2016 per pillar

Contributor	Democracy (€)	Human rights (€)	Rule of Law (€)	Action plan-level and non-specified funding (€)	Total (€)
Israel	4 985.00		34 960.00		39 945.00
States of Guernsey			36 730.00		36 730.00
States of Jersey			36 730.00		36 730.00
Isle of Man			36 730.00		36 730.00
A.G. Leventis Foundation	34 872.00				34 872.00
Gibraltar			24 000.00		24 000.00
Croatia	5 840.00	13 034.00		4 689.49	23 563.49
Andorra	5 856.28	17 500.00			23 356.28
Malta	22 735.49				22 735.49
Lithuania				20 000.00	20 000.00
Slovenia		19 079.00			19 079.00
Serbia	2 000.00	16 829.54			18 829.54
Cyprus	3 220.00	8 000.00	2 000.00	1 724.08	14 944.08
Spain	14 000.00				14 000.00
Japan Foundation	13 665.75				13 665.75
Slovak Republic	6 000.00			6 798.61	12 798.61
University of Nottingham		12 639.32			12 639.32
Latvia				11 172.47	11 172.47
Iceland	7 526.10			1 724.08	9 250.18
Vaclav Havel Library	7 500.00				7 500.00
The Charta 77 Foundation	7 500.00				7 500.00
Azerbaijan	6 192.31				6 192.31
Coopérative Internationale de Recherche et d'Action en matière de Communication (CIRCUM)	6 000.00				6 000.00
European Cultural Foundation (ECF)	4 000.00				4 000.00
Organisation internationale de la Francophonie			2 206.97		2 206.97
International Association of former Council of Europe Staff Members				2 000.00	2 000.00
Republic of Moldova				724.08	724.08
TOTAL	€ 9 944 855.53	€ 19 247 149.12	€ 24 636 012.86	€ 7 427 951.95	€ 61 255 969.46

2.4. Voluntary contribution receipts in 2016 per beneficiary

Beneficiary country	€	%
Multilateral	19 275 834.08	31.47%
Ukraine	7 148 907.17	11.67%
Turkey	5 081 887.01	8.30%
Georgia	4 227 403.33	6.90%
Azerbaijan	2 601 670.16	4.25%
Serbia	2 491 410.67	4.07%
Kosovo*	2 141 249.00	3.50%
Armenia	2 097 897.04	3.42%
Republic of Moldova	2 075 270.15	3.39%
Albania	1 910 661.10	3.12%
Morocco	1 681 666.23	2.75%
Tunisia	1 600 421.12	2.61%
"The former Yugoslav Republic of Macedonia"	1 468 675.21	2.40%
Bosnia and Herzegovina	1 385 532.55	2.26%
Russian Federation	1 341 006.94	2.19%
Montenegro	1 261 137.61	2.06%
Belarus	854 038.48	1.39%
Kazakhstan	603 276.00	0.98%
Jordan	585 926.17	0.96%
Bulgaria	434 098.42	0.71%
Kyrgyzstan	314 933.91	0.51%
Greece	253 690.00	0.41%
Romania	249 005.43	0.41%
Croatia	170 371.68	0.28%
GRAND TOTAL	€ 61 255 969.46	100%

Extra-budgetary contributions are an essential resource for the Council of Europe and the main source of funding for the Organisation's technical assistance and co-operation activities. The steady increase in extra-budgetary resources in recent years has enabled the Council of Europe to increase the impact of its work in the member states and beyond.

In 2016, donors contributed a record high of €61.3 million to the Council of Europe's work. This brochure gives an overview of the 2016 receipts and a profile of each donor. An analysis of the funds and their use shows how the Organisation has been able to achieve concrete results through partnerships with donors.

Contact at Council of Europe Secretariat:
Resource Mobilisation and Donor Relations
Office of the Directorate General of Programmes
Avenue de l'Europe
F-67075 Strasbourg Cedex
RMDR@coe.int

PREMS 133117

ENG

www.coe.int

The Council of Europe is the continent's leading human rights organisation.

It comprises 47 member states, 28 of which are members of the European Union.

All Council of Europe member states have signed up to the European Convention on Human Rights, a treaty designed to protect human rights, democracy and the rule of law.

The European Court of Human Rights oversees the implementation of the Convention in the member states.