


## *Activity 9 : How to treat water using the sun*




**Solar disinfection  
of water**



**It is a simple method to be used if we cannot  
boil the water.**




*To treat water with the sun, you need :*




A transparent bottle

In glass or plastic, washed with drinking water



Clear water

If the water is dirty, decant and filter it.



The Sun

Sunny weather



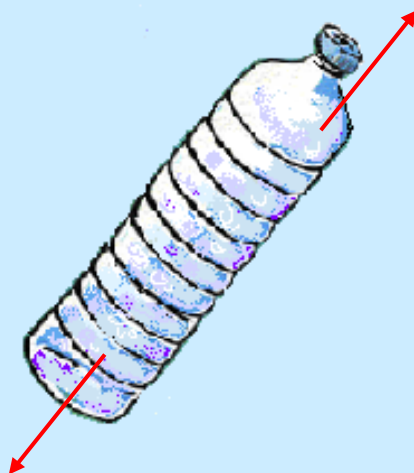
Early in the morning



1. Half fill the bottle and screw the lid back on.



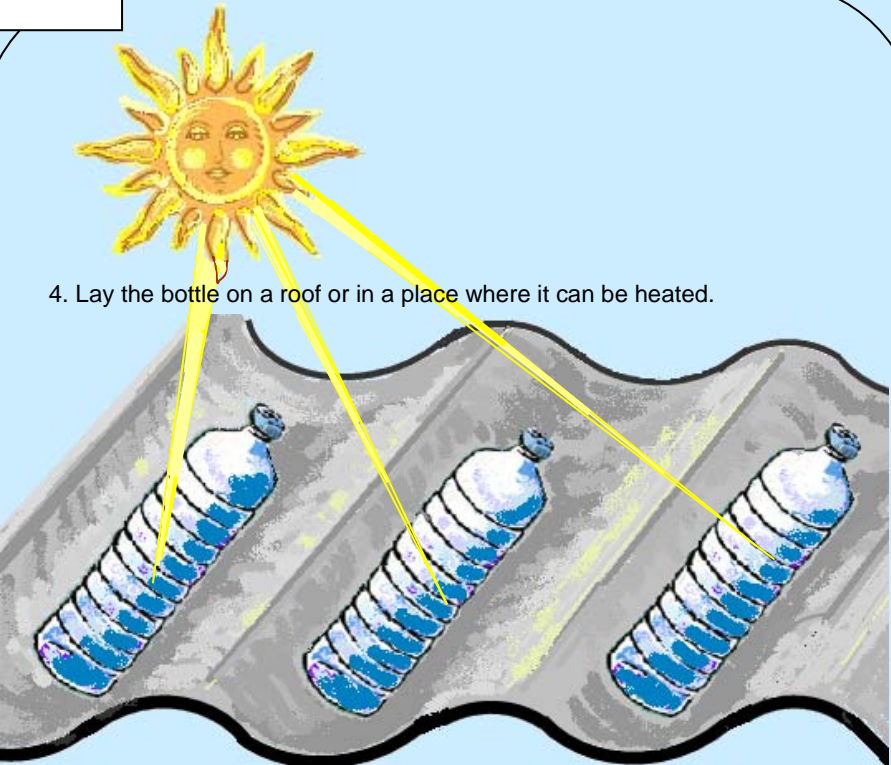
2. Shake bottle vigorously for 30 seconds.



Water must be mixed in order to fill it with oxygen, it helps ultraviolet rays from the sun to kill the micro-organisms in the water.


3. Finish filling up the bottle with clear water.





4. Lay the bottle on a roof or in a place where it can be heated.

Leave the bottle in the sun until late afternoon, at least 5 hours in direct sunlight, 2 days if the sky is overcast.



4

**At the end of the day** the sun will have killed most of the microbes in water.



5. You can drink this water and use it as drinking water.