

Judiciary at a glance in Slovak Republic

(2021 data)

General data

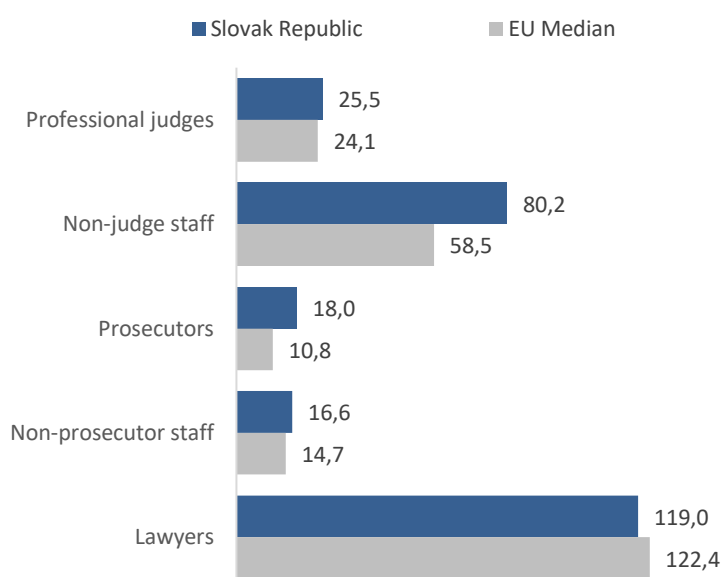
Population: 5 434 712

GDP per capita: 15 660 €

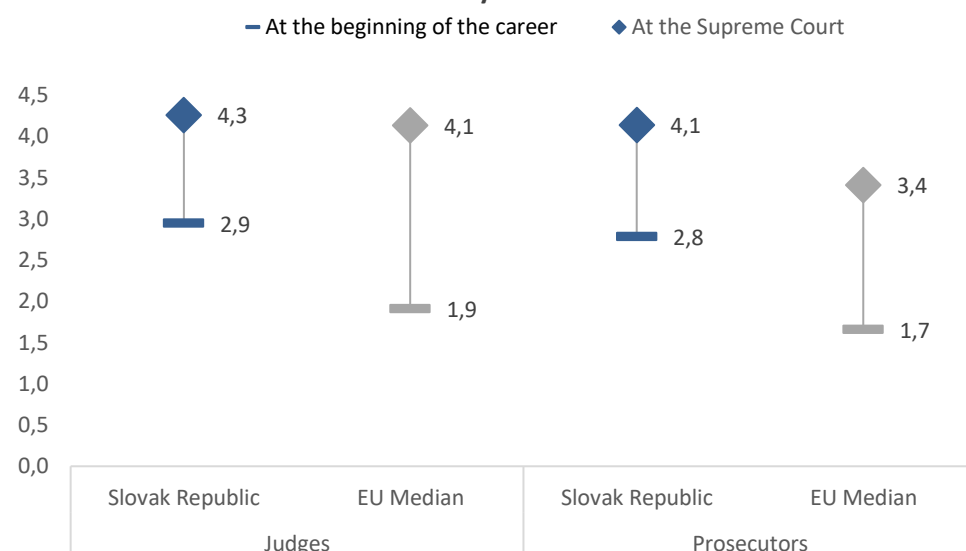
Average annual salary: 14 532 €

Professionals

Judicial professionals per 100 000 inhabitants

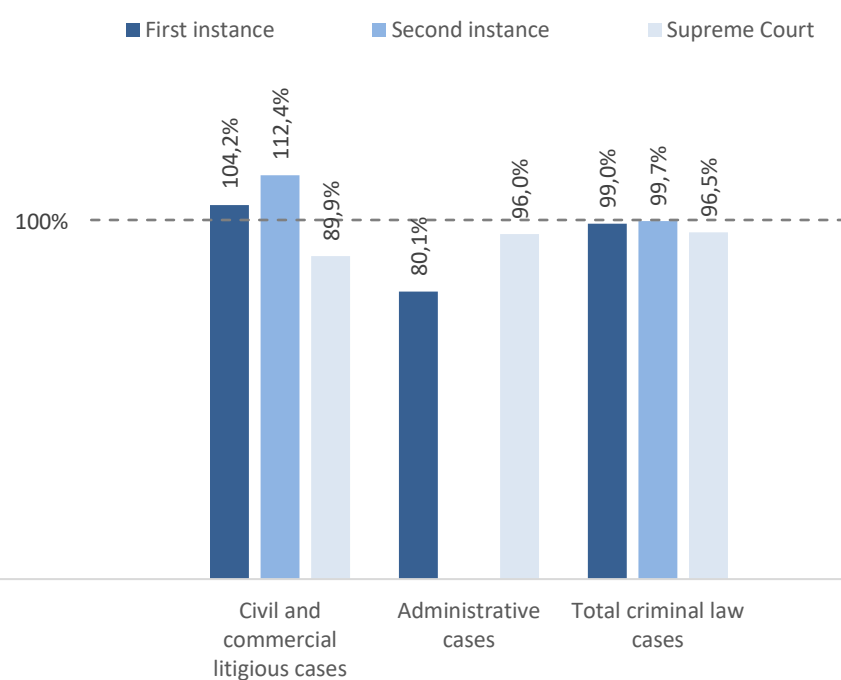


Gross salaries of judges and prosecutors vs average annual salary in 2021

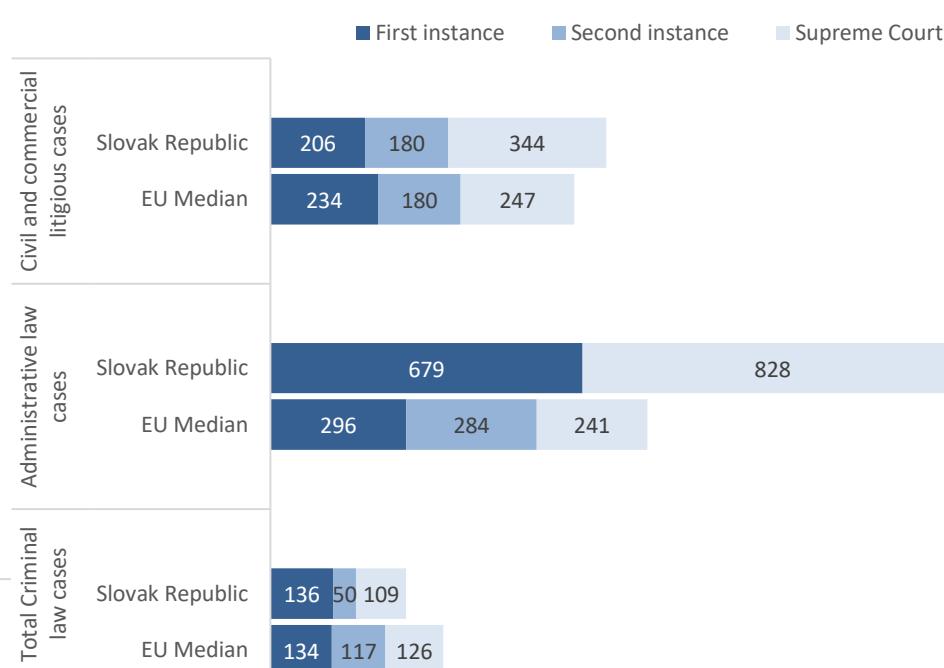


Efficiency

Clearance Rate by instance and by matter in 2021 (%)

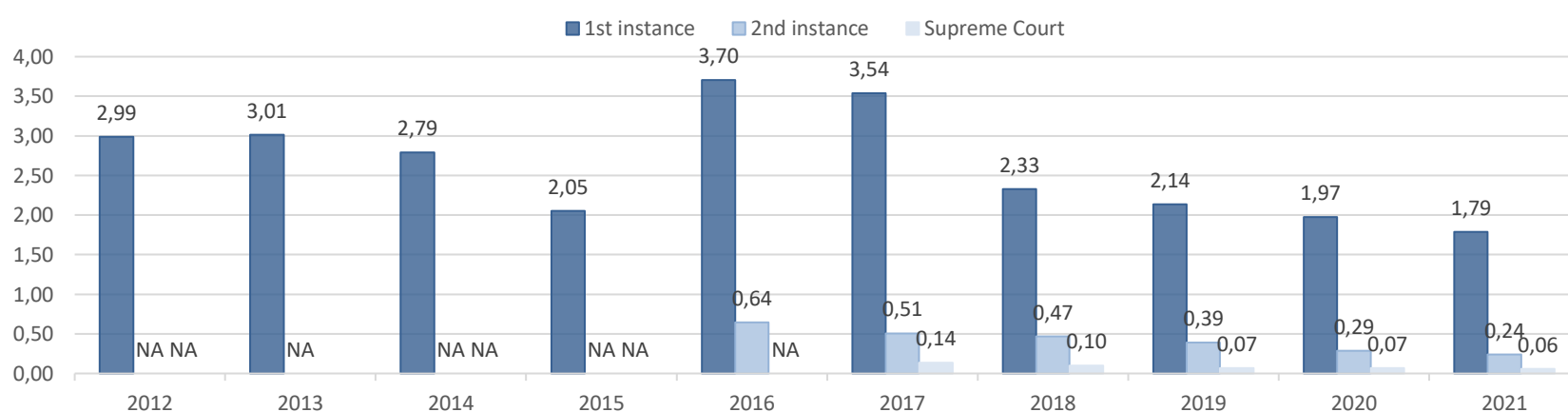


Disposition Time by instance and by matter in 2021 (days)



Incoming cases per 100 inhabitants










Incoming Civil (and commercial) litigious cases per 100 inhabitants*


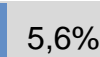


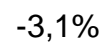






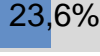


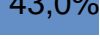




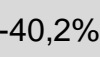


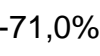



* Please note that there is no data for the Supreme Court cases for 2013.









Synthesis table for the main indicators for:


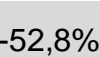


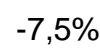



Slovak Republic


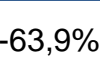


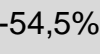



Economic and demographic data	2012	2013	2014	2015	2016	2017	2018	2019	2020	2021	Trend 2012-2021	Variations	
												2012-2021	2020-2021
Population	5 410 836	5 415 949	5 421 349	5 426 252	5 435 343	5 443 120	5 450 421	5 457 873	5 459 781	5 434 712			
GDP per capita	13 207	13 319	13 880	14 400	14 910	15 620	16 550	17 254	16 770	15 660			
Exchange rate (local currency needed to obtain 1€)	NAP	NAP	NAP	NAP	NAP	NAP	NAP	NAP	NAP	NAP		NAP	NAP
Average annual salary	9 660		10 296		10 944		12 156	13 198	15 275	14 532			






Resources	2012	2013	2014	2015	2016	2017	2018	2019	2020	2021	Trends 2012-2021	2012-2021	2020-2021
Professional judges per 100 000 inhab.	24,2	24,8	24,4	23,8	24,1	25,3	25,3	25,1	23,9	25,5			
Non-judge staff per 100 000 inhab.	82,8	83,0	82,4	80,9	82,5	84,8	86,4	86,7	90,0	80,2			
Public prosecutors per 100 000 inhabitants									16,9	18,0			
Non-prosecutors staff per 100 000 inhab.									17,9	16,6			
Lawyers per 100 000 inh.	96,3	102,3	107,5	110,4	113,0	110,9	112,1	113,3	114,8	119,0			
Mediators	11,7	15,6	19,7	23,0	26,7	30,6	16,8	14,6	16,1	16,7			






First instance incoming cases per 100 inhab.	2012	2013	2014	2015	2016	2017	2018	2019	2020	2021	Trends 2012-2021	2012-2021	2020-2021
Civil and commercial litigious cases	2,987	3,013	2,791	2,055	3,705	3,540	2,330	2,138	1,975	1,788			
Administrative law cases	0,347	0,2	0,2	0,198	0,163	0,093	0,093	0,101	0,093	0,101			
Total criminal law cases									1,206	1,152			







First instance performance indicators (Clearance Rate)	2012	2013	2014	2015	2016	2017	2018	2019	2020	2021	Trends 2012-2021	2012-2021 (percentage points)	2020-2021 (percentage points)
CR civil and commercial litigious cases	82%	81%	92%	133%	132%	129%	131%	110%	100%	104%			
CR administrative law cases	47%	85%	125%	124%	112%	118%	96%	81%	87%	80%			
CR total criminal law cases									100%	99%			







First instance performance indicators (Disposition Time)	2012	2013	2014	2015	2016	2017	2018	2019	2020	2021	Trends 2012-2021	2012-2021	2020-2021
DT civil and commercial litigious cases (days)	437	505	524	401	130	171	157	170	204	206			
DT administrative law cases (days)	733	746	397	374	203	317	401	518	585	679			
DT total criminal law cases (days)									125	136			

First instance pending cases per 100 inhab. on 31 dec.	2012	2013	2014	2015	2016	2017	2018	2019	2020	2021	Trends 2012-2021	2012-2021	2020-2021
Civil and commercial litigious cases	2,92	3,36	3,67	3,00	1,74	2,14	1,31	1,10	1,10	1,05			
Administrative law cases	0,33	0,36	0,29	0,25	0,10	0,09	0,10	0,12	0,13	0,15			
Total criminal law cases									0,41	0,43			

Second instance performance indicators (Clearance Rate)	2012	2013	2014	2015	2016	2017	2018	2019	2020	2021	Trends 2012-2021	2012-2021 (percentage points)	2020-2021 (percentage points)
CR civil and commercial litigious cases			NA	NA	125%	116%	105%	111%	116%	112%			
CR administrative law cases			111%	90%	92%	500%	250%	-	-	-			
CR total criminal law cases									100%	100%			

Second instance performance indicators (Disposition Time)	2012	2013	2014	2015	2016	2017	2018	2019	2020	2021	Trends 2012-2021	2012-2021	2020-2021
DT civil and commercial litigious cases (days)			NA	NA	121	168	186	175	177	180			
DT administrative law cases (days)			110	154	299	292	73	-	0	-			
DT total criminal law cases (days)									45	50			

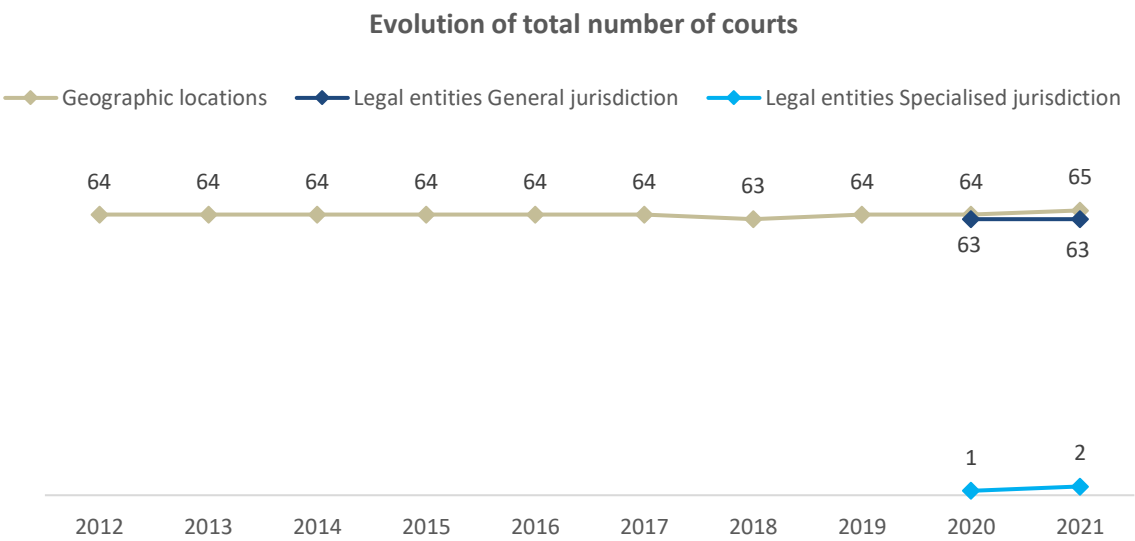
Supreme court performance indicators (Clearance Rate)	2012	2013	2014	2015	2016	2017	2018	2019	2020	2021	Trends 2012-2021	2012-2021 (percentage points)	2020-2021 (percentage points)
CR civil and commercial litigious cases			NA	NA	NA	122%	117%	106%	90%	90%			
CR administrative law cases			79%	84%	108%	162%	120%	111%	99%	96%			
CR total criminal law cases									99%	97%			

Supreme court performance indicators (Disposition Time)	2012	2013	2014	2015	2016	2017	2018	2019	2020	2021	Trends 2012-2021	2012-2021	2020-2021
DT civil and commercial litigious cases (days)			NA	NA	NA	104	127	172	249	344			
DT administrative law cases (days)			311	371	354	275	297	314	388	828			
DT total criminal law cases (days)									101	109			

1. Judicial organisation in Slovak Republic (2021 data)

Evolution of total number of courts

Total number of courts	Geographic locations	Legal entities	
		General jurisdiction	Specialised jurisdiction
2012	64		
2013	64		
2014	64		
2015	64		
2016	64		
2017	64		
2018	63		
2019	64		
2020	64	63	1
2021	65	63	2

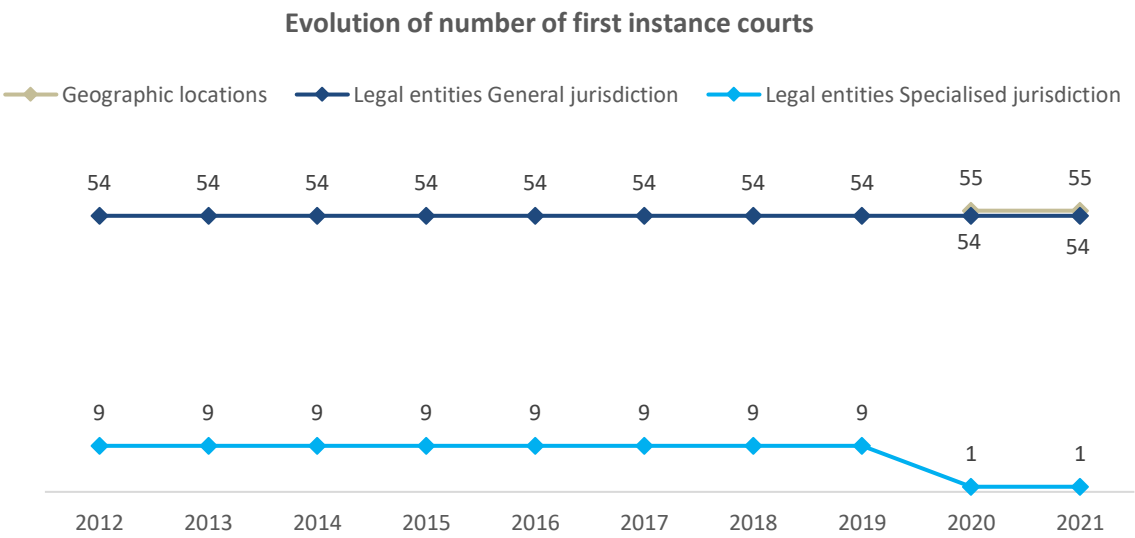


A new Supreme Administrative Court of the Slovak Republic, was established from January 1, 2021 by Constitutional Act No. 422/2020. It is counted among the specialised jurisdiction legal entities.

According to the methodology explained in the Explanatory Note, the Constitutional Court is not counted. In Slovak Republic the Constitutional Court can deal with some rare individual cases.

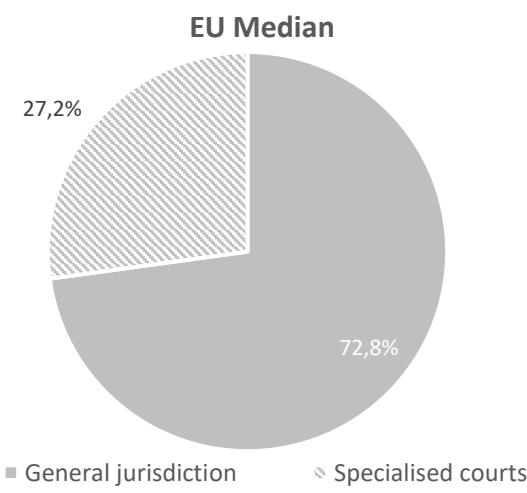
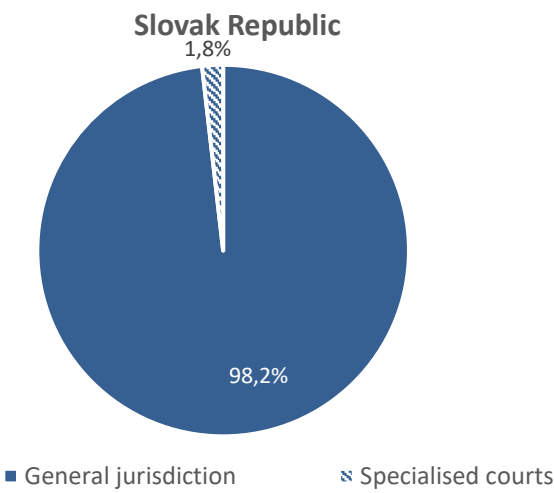
Evolution of number of first instance courts

First instance courts	Geographic locations	Legal entities	
		General jurisdiction	Specialised jurisdiction
2012		54	9
2013		54	9
2014		54	9
2015		54	9
2016		54	9
2017		54	9
2018		54	9
2019		54	9
2020	55	54	1
2021	55	54	1



In 2020 the provided number of specialised courts changed from 9 to 1 because of a better understanding of the question. In Slovak Republic there are 8 administrative courts in fact, but they cannot be considered as legal entities as they are part of the regional courts, and they are already counted in the number of general jurisdiction courts.

Distribution of first instance general jurisdiction and specialised courts



The distribution between first instance general jurisdiction courts and first instance specialised courts is 98,2% - 1,8% (distribution tendency in EU: 72,8% - 27,2%). Slovak Republic is the country with the lowest percentage of specialised courts.

Specialised Courts

Specialised courts	First instance	Higher instance
Total	1	1
Commercial courts (excluded insolvency courts)	NAP	NAP
Insolvency courts	NAP	NAP
Labour courts	NAP	NAP
Family courts	NAP	NAP
Rent and tenancies courts	NAP	NAP
Enforcement of criminal sanctions courts	NAP	NAP
Fight against terrorism, organised crime and corruption	1	NAP
Internet related disputes	NAP	NAP
Administrative courts	NAP	1
Insurance and / or social welfare courts	NAP	NAP
Military courts	NAP	NAP
Juvenile courts	NAP	NAP
Other specialised courts	NAP	NAP

In the Slovak court system there are 8 Regional courts which are the courts with dual competence. The Regional courts are the courts of appeal with the general jurisdiction in the civil, commercial and the criminal cases. In the appellate procedure they decide the appeals lodged against the decisions of all 54 District courts within their local jurisdiction. At the same time the Regional courts have the jurisdiction as the courts of first instance in administrative matters. They act as the administrative courts.

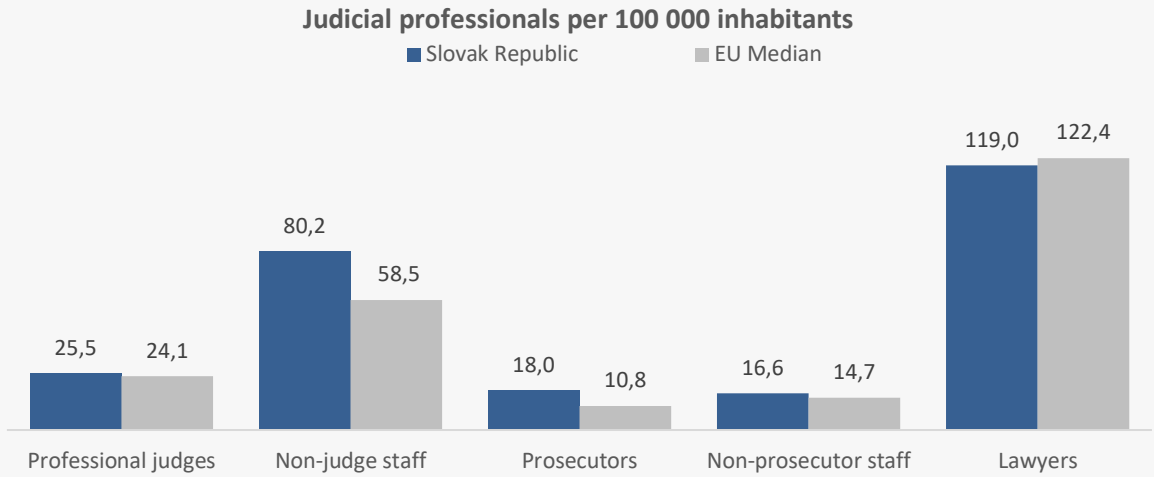
The Specialized Criminal court is competent to judge the grave criminal matters enumerated in the § 14 of the Criminal procedure Code (e. g. premeditated murder, corruption, terrorism, organised crime, severe economic crimes, damaging the financial interests of the EU etc.). Highest instance courts are the Supreme Court and the new Supreme Administrative Court.

2. Professionals of justice in Slovak Republic (2021 data)

Judicial professionals (summary)

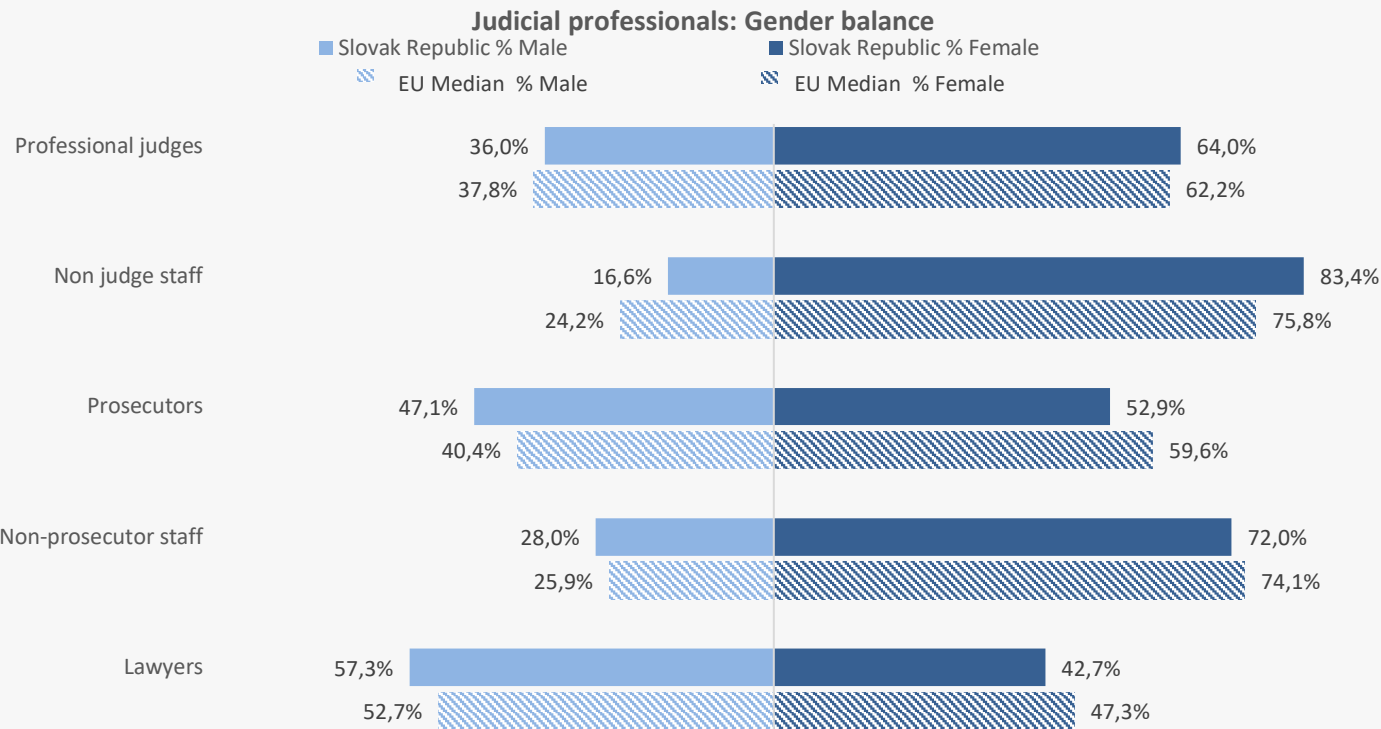
Judicial professionals in absolute number and per 100 000 inhabitants

	Absolute number	Per 100 000 inhabitants	EU Median
Professional judges	1 386	25,5	24,1
Non-judge staff	4 361	80,2	58,5
Prosecutors	976	18,0	10,8
Non-prosecutor staff	900	16,6	14,7
Lawyers	6 469	119,0	122,4



Judicial professionals: Gender balance

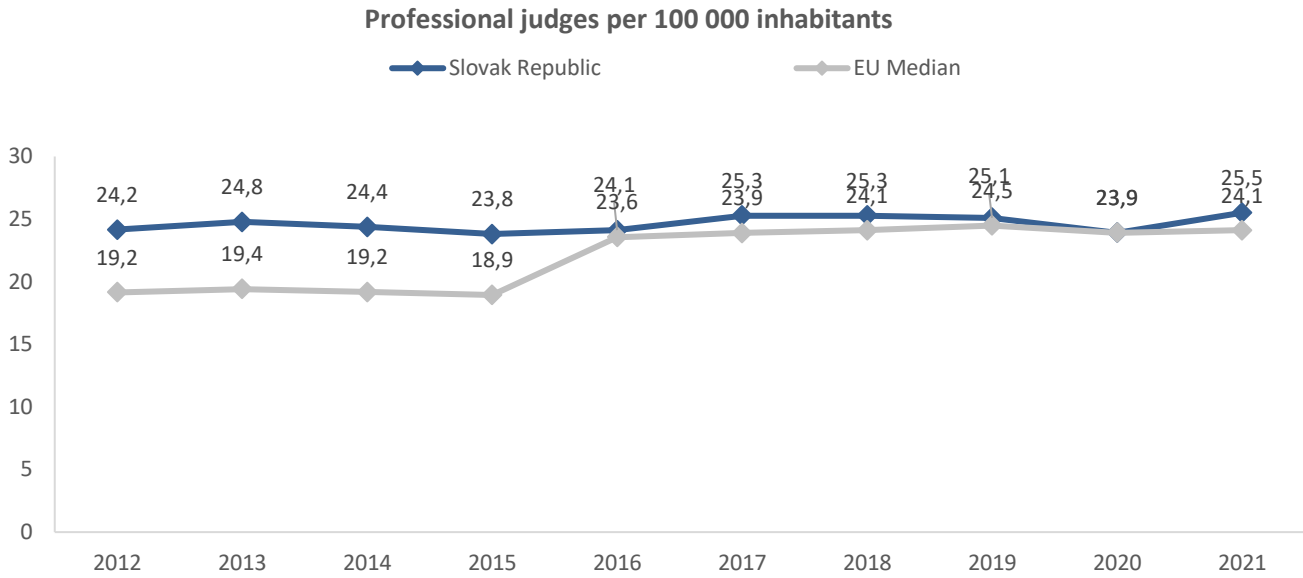
	% Male	% Female
Professional judges	36,0%	64,0%
Non judge staff	16,6%	83,4%
Prosecutors	47,1%	52,9%
Non-prosecutor staff	28,0%	72,0%
Lawyers	57,3%	42,7%



Professional judges

Evolution of the number of professional judges since 2012 (Q46)

Number of professional judges	Absolute Number	Per 100 000 inhabitants	
	Slovak Republic	Slovak Republic	EU Median
2012	1 307	24,2	19,2
2013	1 342	24,8	19,4
2014	1 322	24,4	19,2
2015	1 292	23,8	18,9
2016	1 311	24,1	23,6
2017	1 376	25,3	23,9
2018	1 378	25,3	24,1
2019	1 370	25,1	24,5
2020	1 306	23,9	23,9
2021	1 386	25,5	24,1



According to 2021 data, the total number of professional judges sitting in courts (all instances) in Slovak Republic is 1 386, which is 6,1% more than in previous cycle.

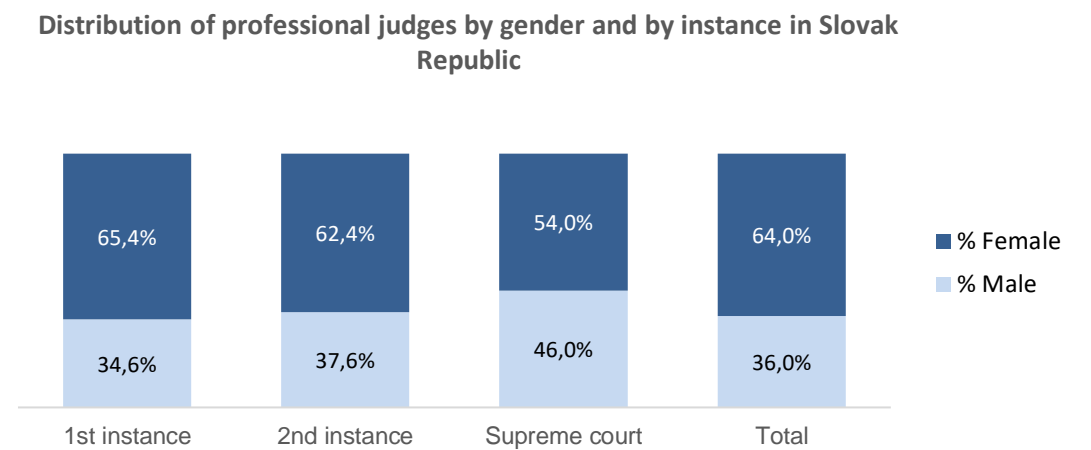
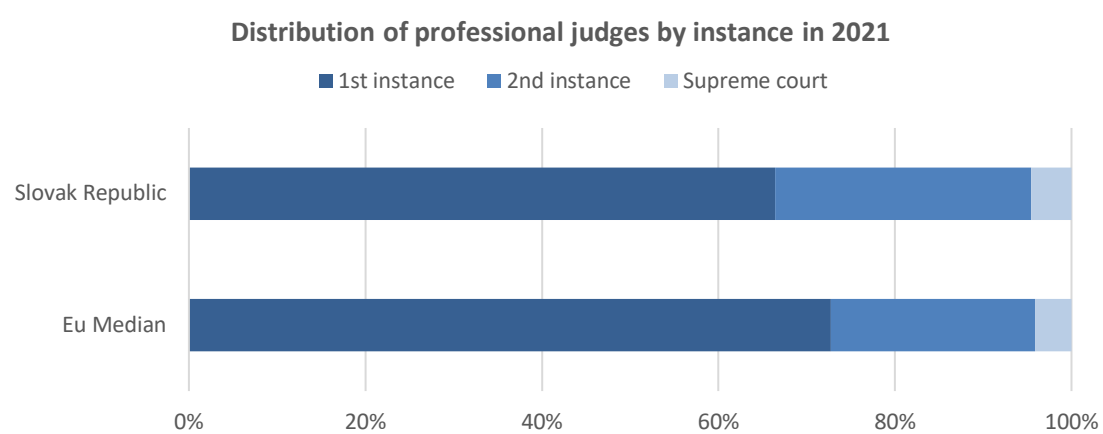
More precisely, in Slovak Republic, there are 25,50 professional judges per 100 000 inhabitants (this figure is above the EU median of 24,11 judges per 100 000 inhabitants) and about 3,15 non-judge staff per judge.

There is no significant difference compared with previous cycle when this ratio was at 3,76 non-judge staff per judge.

Number of Supreme Administrative Court professional judges are included in Q 46 as supreme court judges (8 males, 13 females; total 21).

Absolute number of professional judges by instance and gender

Professional judges 2021	Total	Distribution by instance	Male	Female	% Male	% Female
1st instance	921	66,5%	319	602	34,6%	65,4%
2nd instance	402	29,0%	151	251	37,6%	62,4%
Supreme court	63	4,5%	29	34	46,0%	54,0%
Total	1 386		499	887	36,0%	64,0%



In this cycle, the total number of Female professional judges (all instances) is 887, which represents 64,0% of the total number of judges.

The total number of judges is distributed among the different judicial instances in the following way: 921 are sitting in first instance courts (of which 602 are Female); 402 are sitting in second instance courts (of which 251 are Female) and 63 are sitting in Supreme Court (of which 34 are Female).

Compared with the EU distribution of professional judges per instance presents a relatively higher percentage of judges in second instance.

As regards the methodology of presentation of data in respect of the number of judges, it should be noticed that the judges of the Supreme Administrative Court are counted as second instance judges as this courts acts as an appeal court for administrative cases.

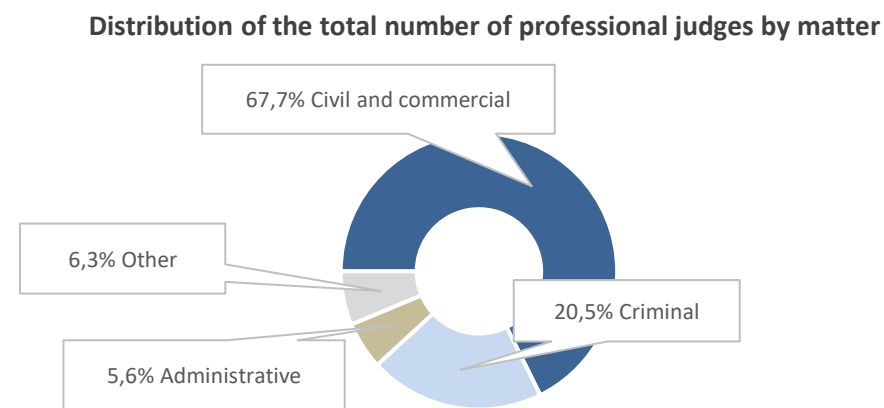
Absolute number of professional judges by instance and matter

Professional judges 2021	Total	Civil and commercial	Criminal	Administrative	Other
1st instance	921	669	196	0	56
2nd instance	402	223	71	77	31
Supreme court	63	46	17	NAP	NAP
Total	1 386	938	284	77	87

In Slovak Republic, the distribution of judges by categories of cases is possible as presented in the graph below.

Distribution of professional judges by instance and matter

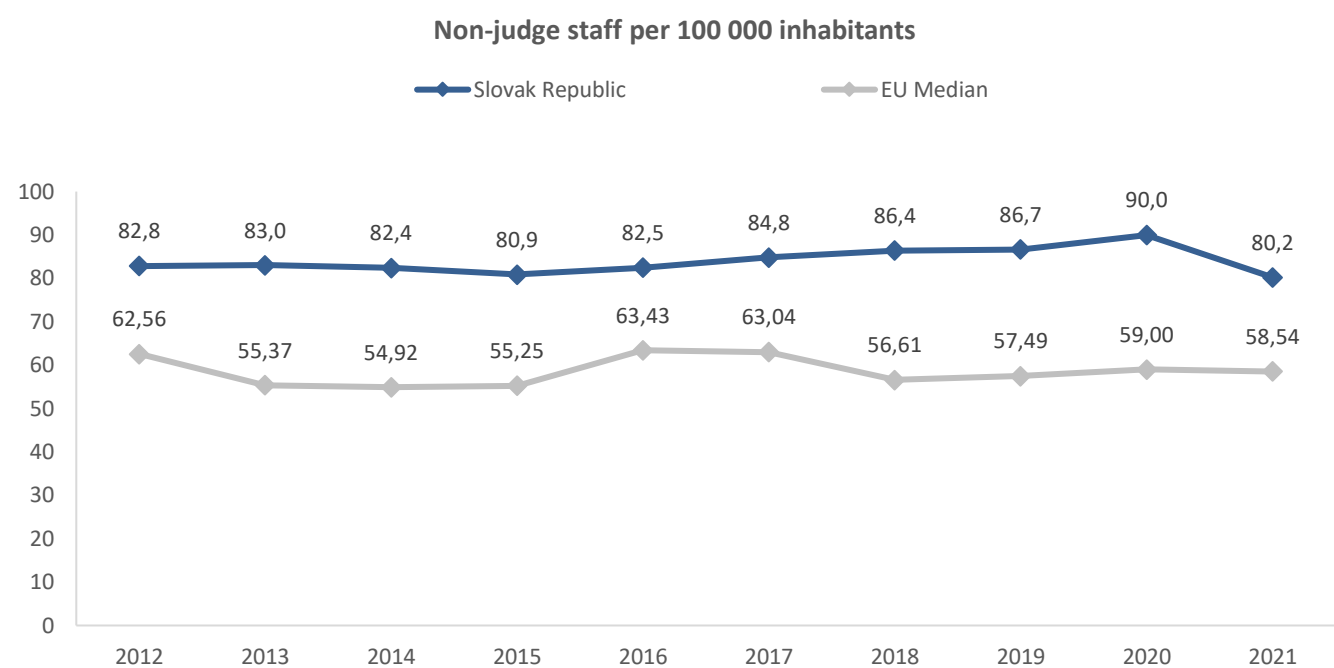
Distribution of Professional judges by instance and matter 2021	Civil and commercial	Criminal	Administrative	Other
1st instance	72,6%	21,3%	0,0%	6,1%
2nd instance	55,5%	17,7%	19,2%	7,7%
Supreme court	73,0%	27,0%	NAP	NAP
Total	67,7%	20,5%	5,6%	6,3%



The Supreme Administrative Court has 21 administrative judges in 2021, included in Second instance.

Non-judge staff

Number of non-judge staff	Absolute Number	Per 100 000 inhabitants	
	Slovak Republic	Slovak Republic	EU Median
2012	4 482	82,8	62,6
2013	4 497	83,0	55,4
2014	4 468	82,4	54,9
2015	4 390	80,9	55,2
2016	4 482	82,5	63,4
2017	4 616	84,8	63,0
2018	4 710	86,4	56,6
2019	4 731	86,7	57,5
2020	4 912	90,0	59,0
2021	4 361	80,2	58,5



In 2021, Slovak Republic has 4 361 non-judge staff (of which 3 636 are Female). The total number of non-judge staff in comparison with the previous cycle reveals a decrease of -11,2%.

In 2021, the number of non-judge staff per 100 000 inhabitants has decreased (from 90,0 in 2020 to 80,2 in 2021).

During the same period, the number of judges per 100 000 inhabitants evolved from 23,9 judges per 100 000 inhabitants in 2020 to 25,5 in 2021.

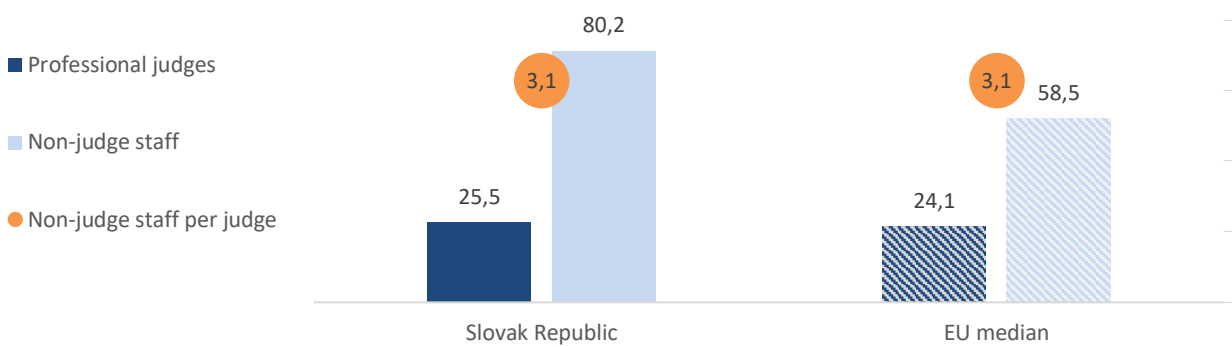
Number of non-judge staff by category in 2021	Absolute number	in %
Total	4 361	
Rechtspfleger	1 104	25,3%
Non-judge staff assisting the judge	2 029	46,5%
Staff in charge of administrative tasks	1 228	28,2%
Technical staff	NA	NA
Other	NA	NA

The number of technical staff is included in the category "staff in charge of administrative tasks".
The position of "non-judge staff assisting the judge" is not attractive for males.

Ratio between professional judges and non-judge staff

Per 100 000 inhabitants	Slovak Republic	EU median
Professional judges	25,5	24,1
Non-judge staff	80,2	58,5
Non-judge staff per judge	3,1	3,1

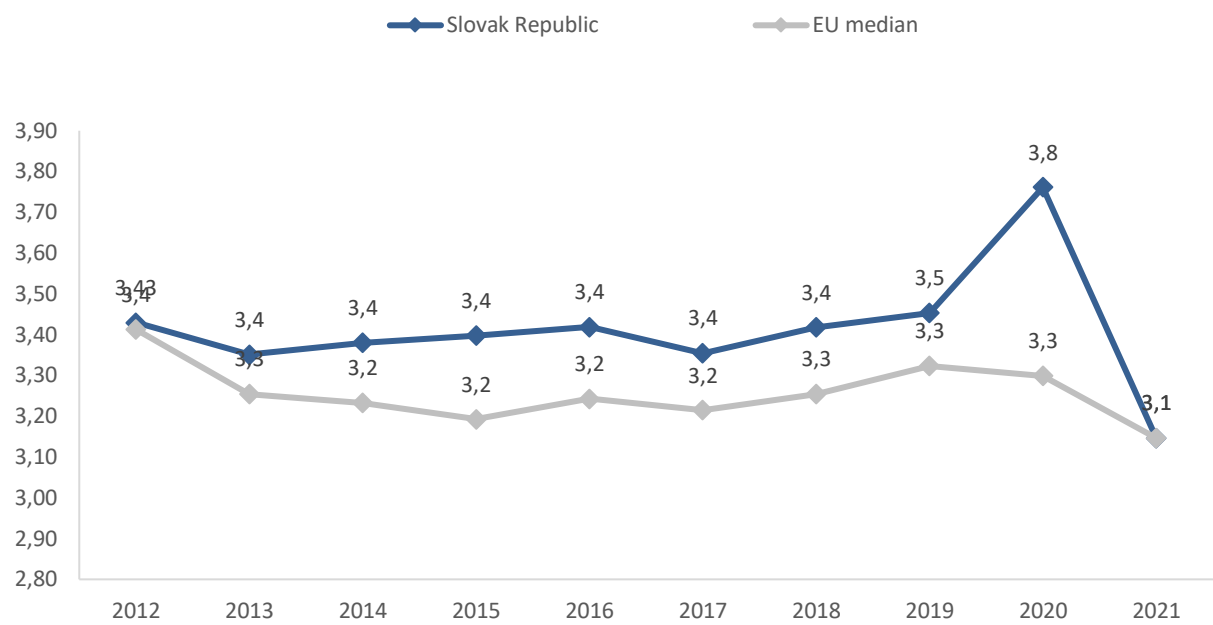
Professional judges and non-judge staff per 100 000 inhabitants, and their ratio



Evolution of the ratio between professional judges and non-judge staff

Cycle	Judges per 100 000 inh.	Non-judge staff per 100 000 inh.	Ratio between professional judges and non-judge staff	
	Slovak Republic	Slovak Republic	Slovak Republic	EU median
2012	24,2	82,8	3,43	3,4
2013	24,8	83,0	3,4	3,3
2014	24,4	82,4	3,4	3,2
2015	23,8	80,9	3,4	3,2
2016	24,1	82,5	3,4	3,2
2017	25,3	84,8	3,4	3,2
2018	25,3	86,4	3,4	3,3
2019	25,1	86,7	3,5	3,3
2020	23,9	90,0	3,8	3,3
2021	25,5	80,2	3,1	3,1

Evolution of the ratio between professional judges and non-judge staff

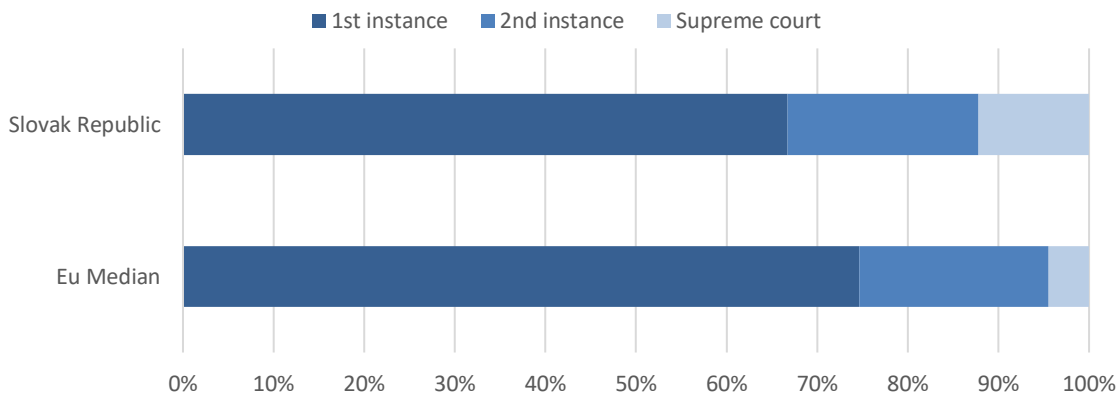


Public prosecutors

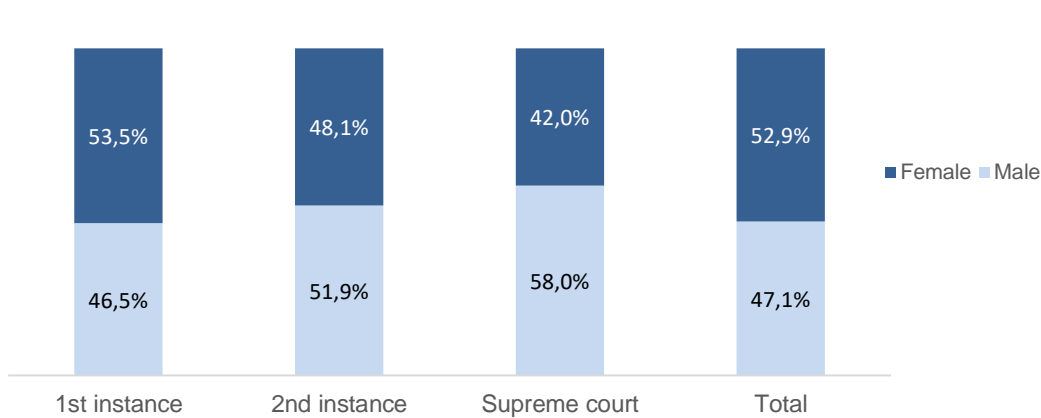
Absolute number of public prosecutors by instance and gender

2021	Total	Distribution by instance	Male	Female	Male	Female
1st instance	651	66,7%	303	348	46,5%	53,5%
2nd instance	206	21,1%	107	99	51,9%	48,1%
Supreme court	119	12,2%	69	50	58,0%	42,0%
Total	976		460	516	47,1%	52,9%

Distribution of public prosecutors by instance in 2021



Distribution of public prosecutors by instance and gender



In this cycle, the total number of Female prosecutors (all instances) is 516, which represents 52,9% of the total number of prosecutors.

The total number of prosecutors is distributed among the different judicial instances in the following way: 651 in first instance (of which 348 are Female); 206 are in second instance (of which 99 are Female) and 119 in final instance (of which 50 are Female).

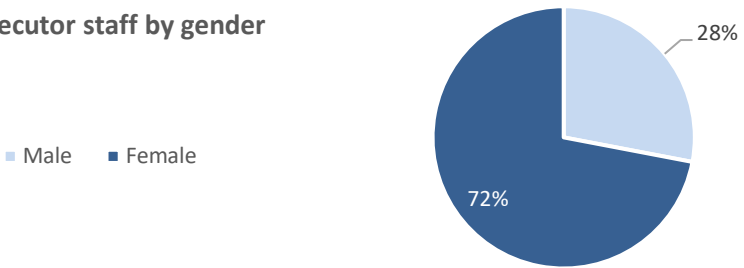
As regards the methodology of presentation of data in respect of the number of public prosecutors, it should be noticed that the number of prosecutors at the Supreme Court level also includes prosecutors of the Special Prosecution Bureau. The latter deals with crimes of corruption and the most severe offences including organized crime. It intervenes in first instance, but acts as an organizational part of the General Prosecutor’s Office

As regards the distribution of the number of prosecutors among the different judicial instances, Slovak Republic has a relatively lower percentage of prosecutors in first instance and a relatively higher percentage of prosecutors at the Supreme Court.

Non-prosecutor staff

Non-prosecutor staff	Total	Male	Female
2021	900	252	648

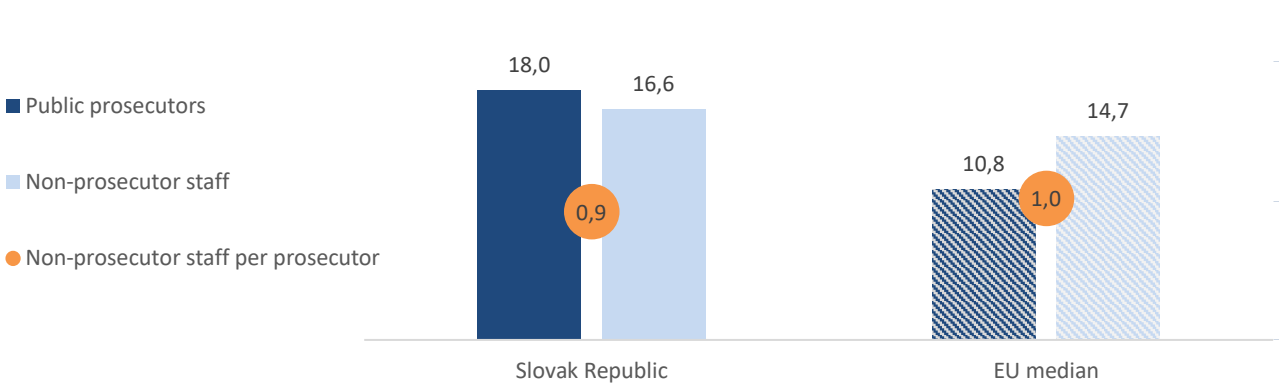
Non-prosecutor staff by gender



Ratio between non-prosecutor staff and public prosecutors

Per 100 000 inhabitants	Slovak Republic	EU median
Public prosecutors	18,0	10,8
Non-prosecutor staff	16,6	14,7
Non-prosecutor staff per prosecutor	0,9	1,0

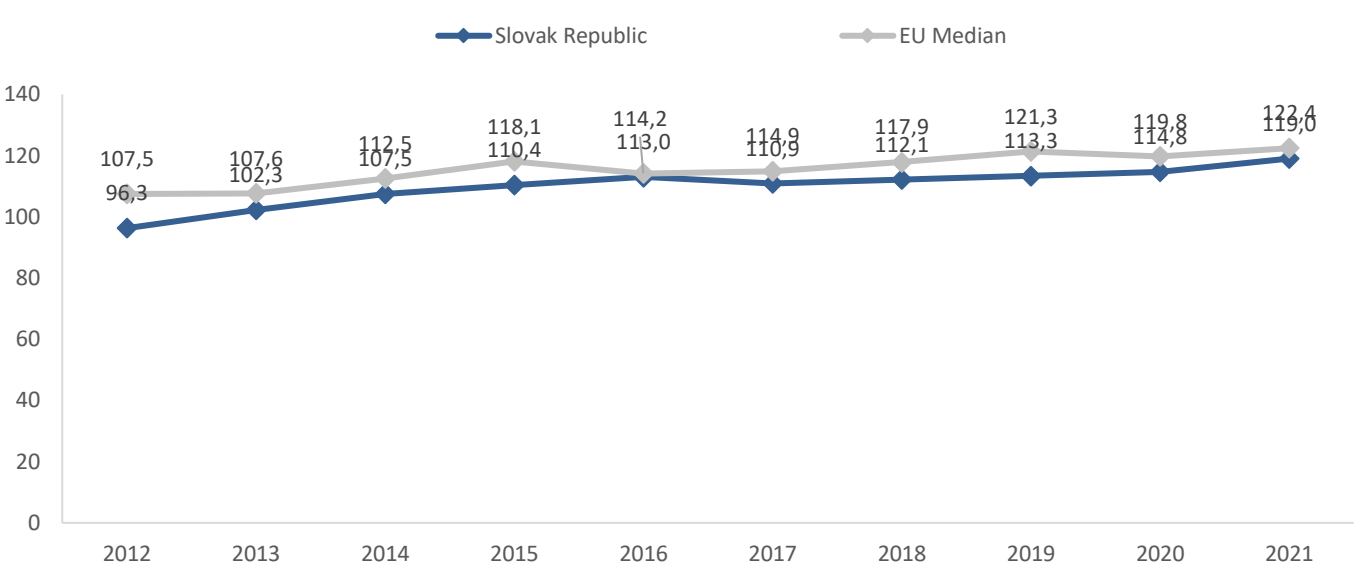
Public prosecutors and non-prosecutor staff per 100 000 inhabitants, and their ratio



Lawyers

Lawyers	Absolute Number	Per 100 000 inhabitants	
	Slovak Republic	Slovak Republic	EU Median
2012	5 210	96,3	107,5
2013	5 541	102,3	107,6
2014	5 827	107,5	112,5
2015	5 993	110,4	118,1
2016	6 142	113,0	114,2
2017	6 037	110,9	114,9
2018	6 112	112,1	117,9
2019	6 186	113,3	121,3
2020	6 266	114,8	119,8
2021	6 469	119,0	122,4

Lawyers per 100 000 inhabitants



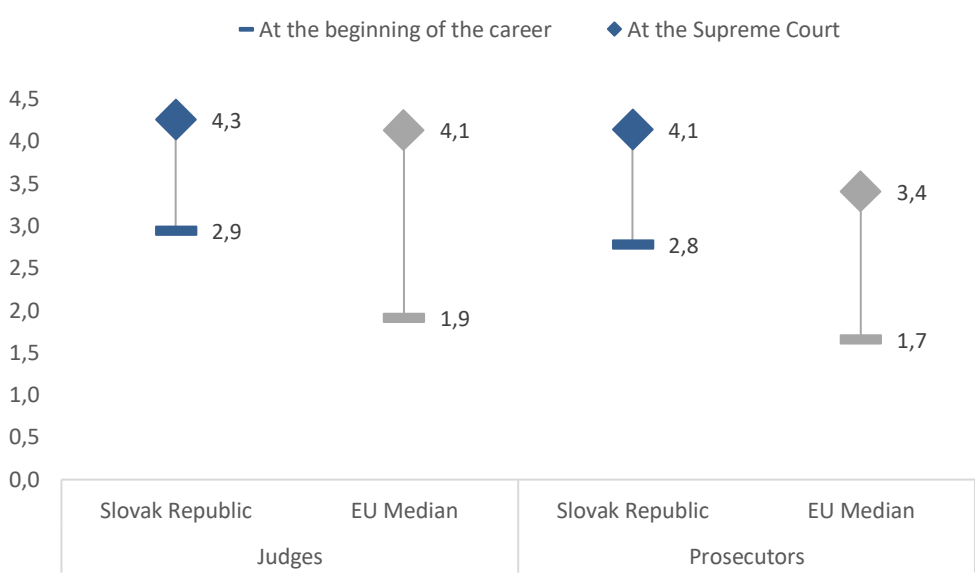
In 2021, there are 6 469 lawyers, which is 3,2% more than in 2020. There are 2 762 female lawyers which is 43% of the total.

Slovak Republic has 119,0 lawyers per 100 000 inhabitants, which is around the EU median of 122,4 lawyers per 100 000 inhabitants.

Salaries of professional judges and prosecutors at beginning of a career and at the highest instance

Salaries of professional judges and prosecutors	Average gross annual salary in €	Average net annual salary in €	Ratio with national average annual gross salary	
	Slovak Republic		Slovak Republic	EU median
First instance professional judge at the beginning of his/her career	42 828€	NA	2,9	1,9
Judge of the Supreme Court or the Highest Appellate Court	61 862€	NA	4,3	4,1
Public prosecutor at the beginning of his/her career	40 448€	29 178€	2,8	1,7
Public prosecutor of the Supreme Court or the Highest Appellate Instance	60 162€	45 290€	4,1	3,4

Gross salaries of judges and prosecutors vs average annual salary in 2021



According to 2021 data, the absolute gross salary of a judge at the beginning of his/her career in Slovak Republic of 42 828 € is around the EU median when compared to the EU median of 52 534 €. As a ratio with the annual average salary of the country, the salary for a judge at the beginning of his/her career is: 2,95 compared with EU median of : 1,91.

The stated sums represent the basic gross salary of judges/prosecutors without bonuses and supplements. According to the Act on Judges (No. 385/2000 Coll.) the average monthly salary of the judge equals the monthly salary of the Member of Parliament. The monthly salary of the judge at the beginning of the career is 90% of this salary. The monthly salary of the judge of the Supreme Court is 130 % of the monthly salary of the Member of Parliament. The judge is entitled to have 2 additional monthly salaries (in May and in November) unless he/she do not meet the conditions stipulated in law. The sum of annual average salary stated in this questionnaire counts 14 months salaries.

All bonuses and supplements are stipulated by law. Specific supplement belongs to the judges of the Specialized Criminal court and to the judges of the Supreme court deciding on the remedies against the decisions of that court. The value of the net salary depends on several individual criteria, e. g. the number of children, the voluntary pension security scheme etc. Similar rules govern the salaries of prosecutors (Act on Prosecutors and Trainee Prosecutors No.154/2001 Coll.). The average salary of the prosecutor equals the average salary of the judge. The salary of the beginning prosecutor is 85% of this salary, the salary of the prosecutor at the General Prosecutors office is equal to the salary of the Supreme Court judge. Prosecutors are also entitled to 2 additional monthly salaries. Supplements for the heads of the prosecutor offices are similar to supplements of the court presidents at the same level. The prosecutors of the Special Prosecutor's Office are entitled to same supplement as the judges of the Specialized Criminal Court.

3. Legal aid and court fees in Slovak Republic (2021 data)

In Slovak Republic, legal aid is available for :

- > Representation in court:
- Criminal cases

◦ Other than criminal cases
- > Legal advice, ADR and other legal services:
- Criminal cases

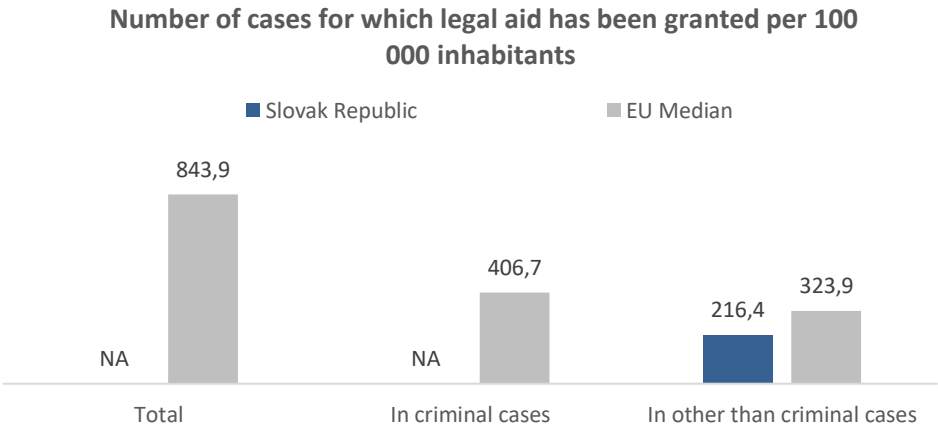
◦ Other than criminal cases
- > Fees related to enforcement of judicial decisions as fees for enforcement agents (Q18)
- > Other costs than above (Q19)

Other costs provided by Centre for Legal Aid are costs for lawyers who represent the client at courts and these lawyers has been provided by Centre for Legal Aid. All costs paid by Centre are established in law no. 655/2004 Z. z.
Under the section 5c of the Act on Providing Legal Aid to persons in material need No. 327/2005: Legal aid shall also include: appointment of an interpreter; translation of documents necessary for decision on merits.

Number of cases for which legal aid has been granted

Number of cases for which legal aid has been granted Absolute number (in 2021)	Total	Cases brought to court	Cases not brought to court
Total	NA	NA	NA
In criminal cases	NA	NA	NA
In other than criminal cases	11 761	NA	NA

Number of cases for which legal aid has been granted Per 100 000 inhabitants (in 2021)	Slovak Republic	EU Median
Total	NA	843,9
In criminal cases	NA	406,7
In other than criminal cases	216,4	323,9



Timeframes of the procedure for granting legal aid (in relation to the duration from the initial legal aid request to the final approval of the legal aid request)

- Maximum duration prescribed in law/regulations:30
- Actual average duration:30

If the application for legal aid contains all the documents needed to issue a decision for granting legal aid then a decision is issued within 30 days. The applicant must meet the requirements for granting legal aid established by Act no. 327/2005 Z. z.. If the application is not complete then the proceeding is suspended for min. 8 days max. 30 days till the application is not complete. When the application is complete according to Act no. 327/2005 Z. z. the proceeding continues and decision is issued if the legal aid will or will not be granted.

4. Performance of courts in Slovak Republic (2021 data)

• Efficiency indicators

◦ Clearance Rate (CR) and Disposition Time (DT)

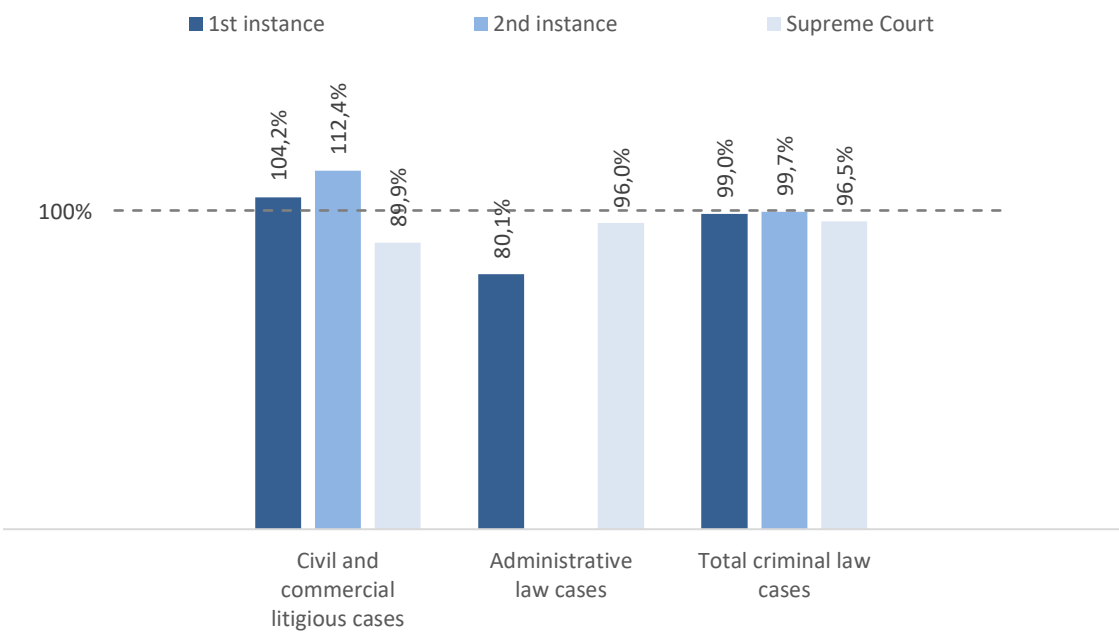
The Clearance Rate shows the capacity of a judicial system to deal with the incoming cases. A Clearance Rate of 100% and higher does not generate backlog.

The Disposition Time determines the estimated number of days necessary for a pending case to be solved in a court.

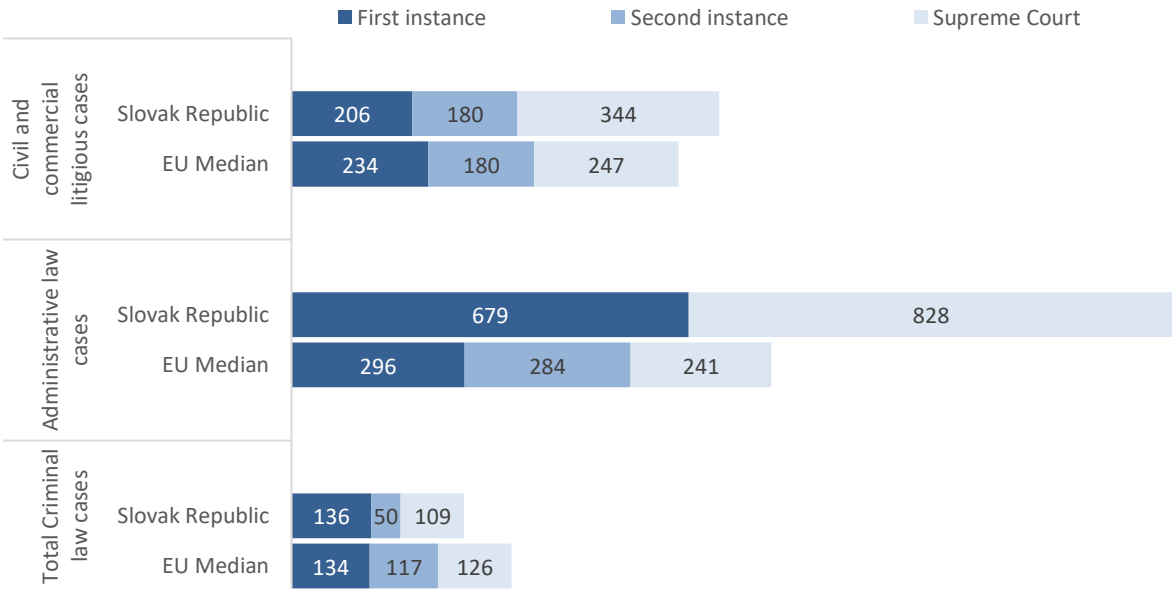
Overall efficiency by instance and by case matter

Overall efficiency by instance and by case matter		Civil and commercial litigious cases		Administrative law cases		Total criminal law cases	
		Slovak Republic	EU Median	Slovak Republic	EU Median	Slovak Republic	EU Median
Clearance Rate (%)	1st instance	104,2%	102,5%	80,1%	101,7%	99,0%	100,0%
	2nd instance	112,4%	100,4%		96,8%	99,7%	98,5%
	Supreme Court	89,9%	99,9%	96,0%	100,4%	96,5%	98,3%
Disposition Time (days)	1st instance	206	234	679	296	136	134
	2nd instance	180	180		284	50	117
	Supreme Court	344	247	828	241	109	126

Clearance Rate by instance and by matter in 2021 (%)



DispositionTime by instance and by matter in 2021 (days)



In Slovak Republic, in first instance, civil and commercial litigious cases are resolved faster than the EU median while the DT in second instance coincides with the median. As regards administrative cases, the disposition time is significantly higher than the median in first and third instance. Criminal law cases are resolved faster than the EU median. In 2021, Slovak judges resolved less cases than received (Clearance rate is below 100%) except for civil and commercial litigious cases in first and second instance.

As regards other than criminal cases in third instance, the collected statistical data for the Supreme Court do not distinguish the litigious and non-litigious cases. In the civil and commercial matters the Supreme court decides primarily on the applications for appellate review on legal questions. In the commercial cases it decides also in the appellate procedure against the decisions of the Regional courts as the courts of first instance. The administrative cases at the Supreme Court level includes the remedy procedures against the decisions of the Regional courts as the courts of first instance. Depending on the type of the administrative procedure it might be appeal procedure or the cassation review procedure.

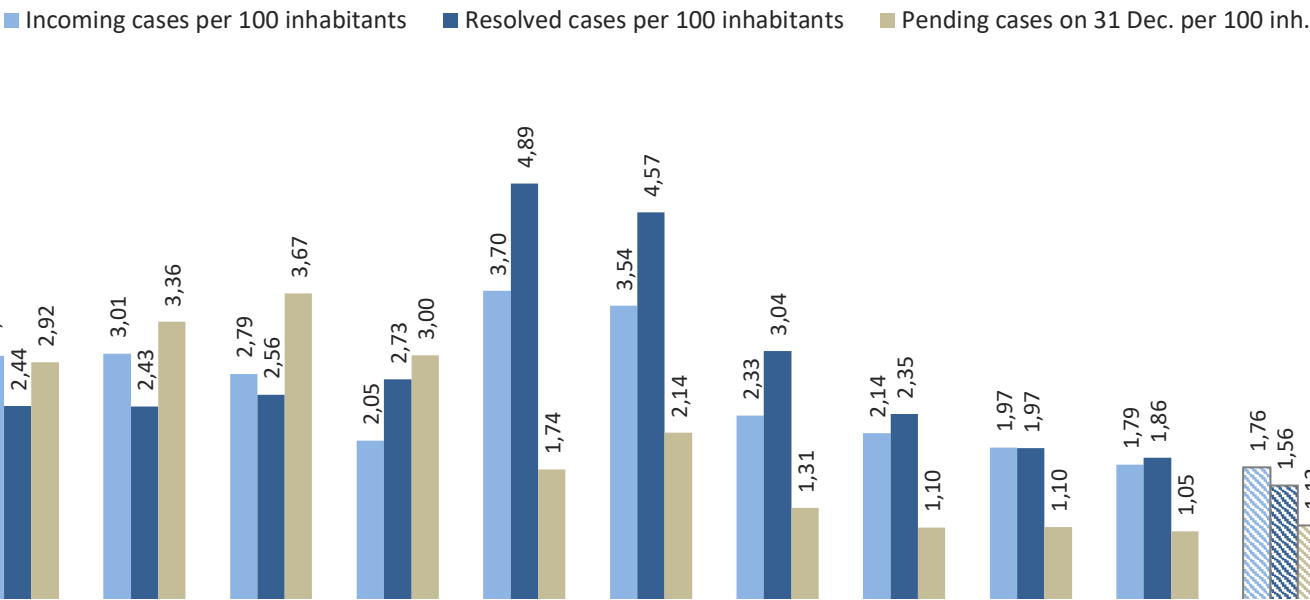
As to the number of administrative law cases, in August 2021, the Supreme Administrative Court of the Slovak Republic was established as a separate institution and it took over all the administrative law cases of the Supreme Court of the Slovak Republic. Therefore, the above-mentioned figures of the administrative law cases cover only the period from January to July 2021.

First instance Civil (and commercial) litigious cases

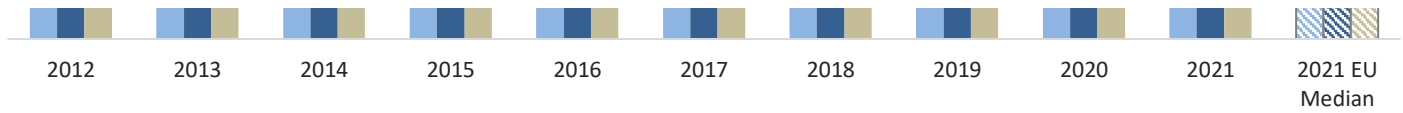
◦ Incoming, resolved and pending cases

First instance Civil (and commercial) litigious cases	Incoming cases per 100 inhabitants	Resolved cases per 100 inhabitants	Pending cases on 31 Dec. per 100 inh.
2012	2,99	2,44	2,92
2013	3,01	2,43	3,36
2014	2,79	2,56	3,67
2015	2,05	2,73	3,00
2016	3,70	4,89	1,74
2017	3,54	4,57	2,14
2018	2,33	3,04	1,31
2019	2,14	2,35	1,10
2020	1,97	1,97	1,10
2021	1,79	1,86	1,05

Evolution of number of first instance Civil (and commercial) litigious cases per 100 inhabitants



2021 EU Median	1,76	1,56	1,12
----------------	------	------	------



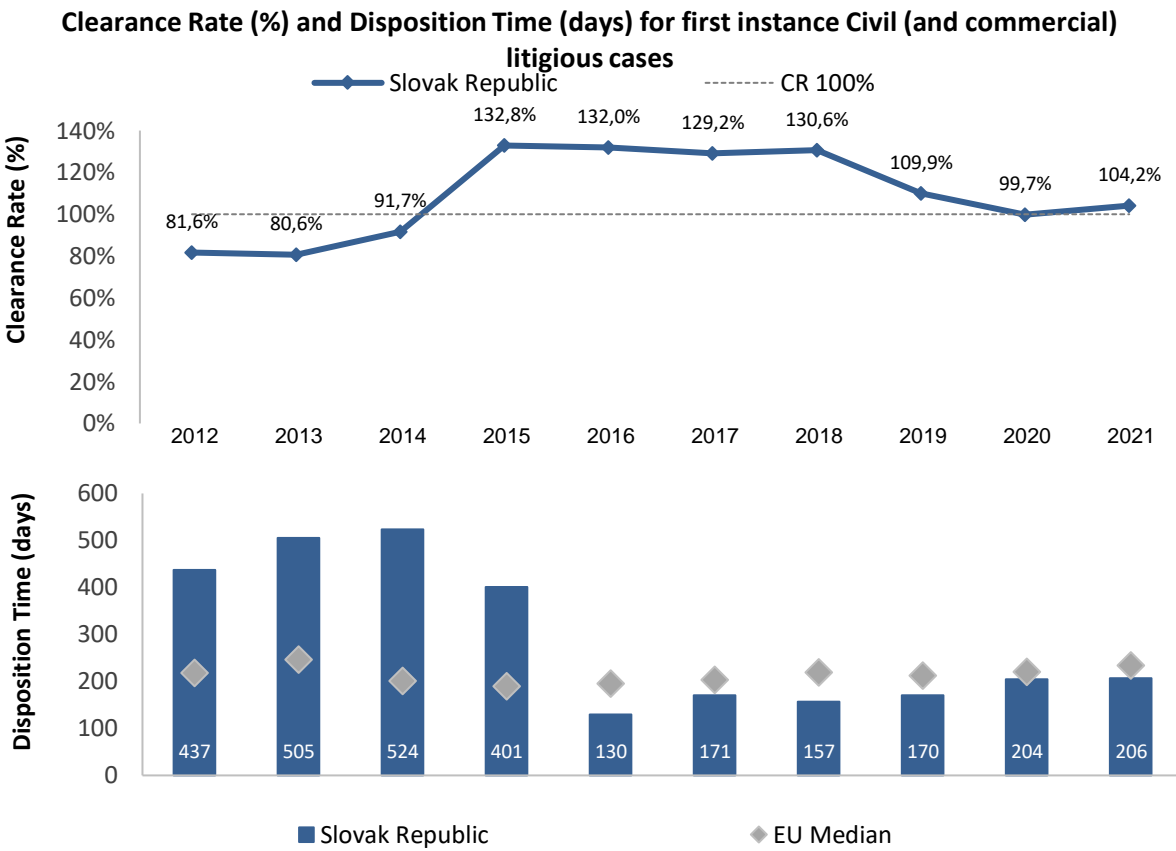
The number of incoming cases in 2021 in Slovak Republic (1,79 per 100 inhabitants) is slightly above EU median (1,76 per 100 inhabitants).

The number of resolved cases in 2021 in Slovak Republic (1,86 per 100 inhabitants) is slightly above EU median (1,56 per 100 inhabitants).

The number of pending cases at the end of 2021 in Slovak Republic (1,05 per 100 inhabitants) is slightly below EU median (1,12 per 100 inhabitants).

◦ Clearance Rate and Disposition Time

First instance Civil (and commercial) litigious cases	Clearance Rate (%)		Disposition Time (days)	
	Slovak Republic	EU Median	Slovak Republic	EU Median
2012	81,6%	100,4%	437	218
2013	80,6%	101,2%	505	247
2014	91,7%	101,8%	524	201
2015	132,8%	102,3%	401	190
2016	132,0%	102,0%	130	196
2017	129,2%	101,3%	171	204
2018	130,6%	101,2%	157	220
2019	109,9%	99,9%	170	213
2020	99,7%	98,5%	204	221
2021	104,2%	102,5%	206	234



With a Clearance Rate calculated at 104,2% in 2021 Slovak Republic seems to be able to deal with its first instance Civil (and commercial) litigious cases.

Between 2020 and 2021, the Clearance Rate has increased by 4,5 points.

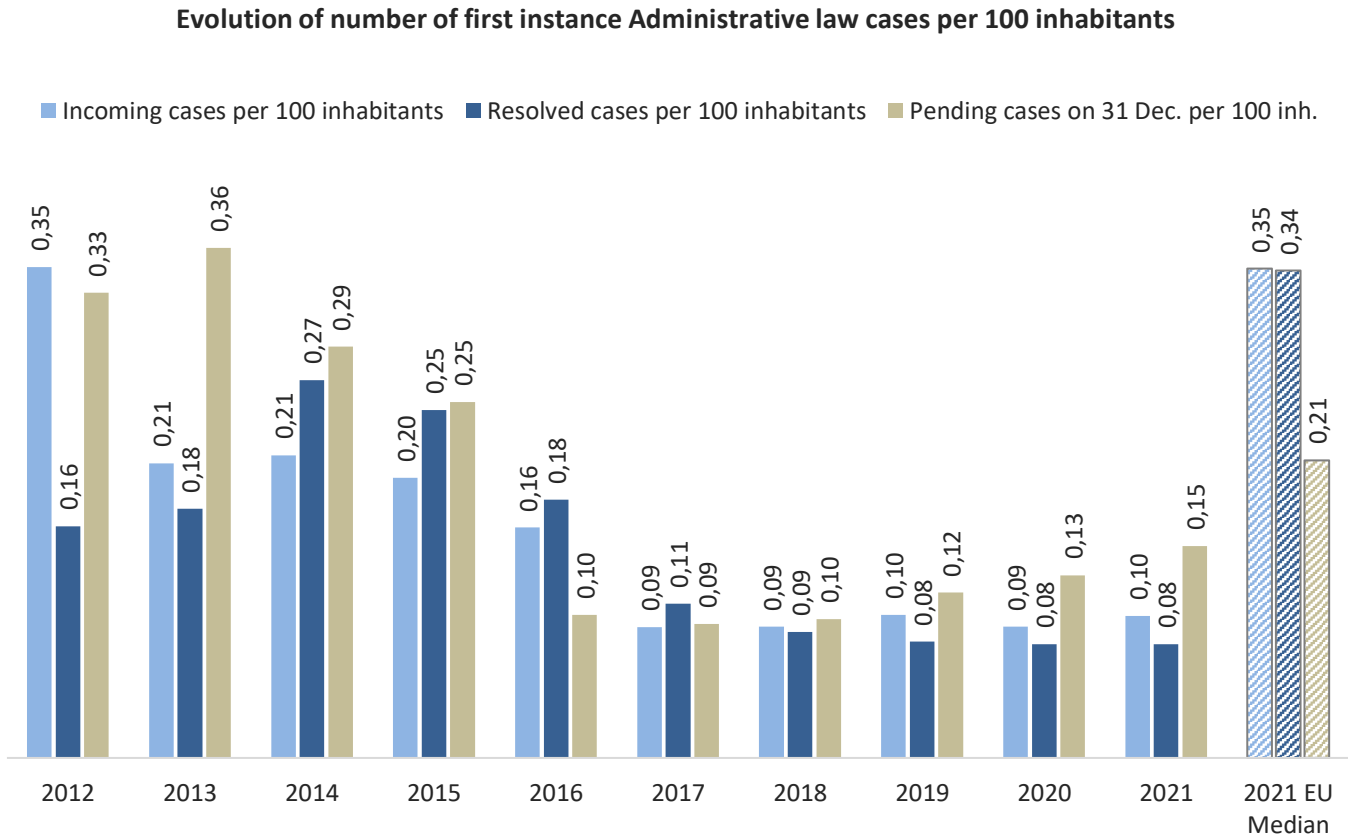
In 2021, first instance Civil (and commercial) litigious cases are solved in approximately 206 days, which is slightly below EU median of 234 days.

The analysis of the 2020 - 2021 period reveals a 1,0% increase of the Disposition Time.

First instance Administrative law cases

◦ Incoming, resolved and pending cases

First instance Administrative law cases	Incoming cases per 100 inhabitants	Resolved cases per 100 inhabitants	Pending cases on 31 Dec. per 100 inh.
2012	0,35	0,16	0,33
2013	0,21	0,18	0,36
2014	0,21	0,27	0,29
2015	0,20	0,25	0,25
2016	0,16	0,18	0,10
2017	0,09	0,11	0,09
2018	0,09	0,09	0,10
2019	0,10	0,08	0,12
2020	0,09	0,08	0,13
2021	0,10	0,08	0,15
2021 EU Median	0,35	0,34	0,21



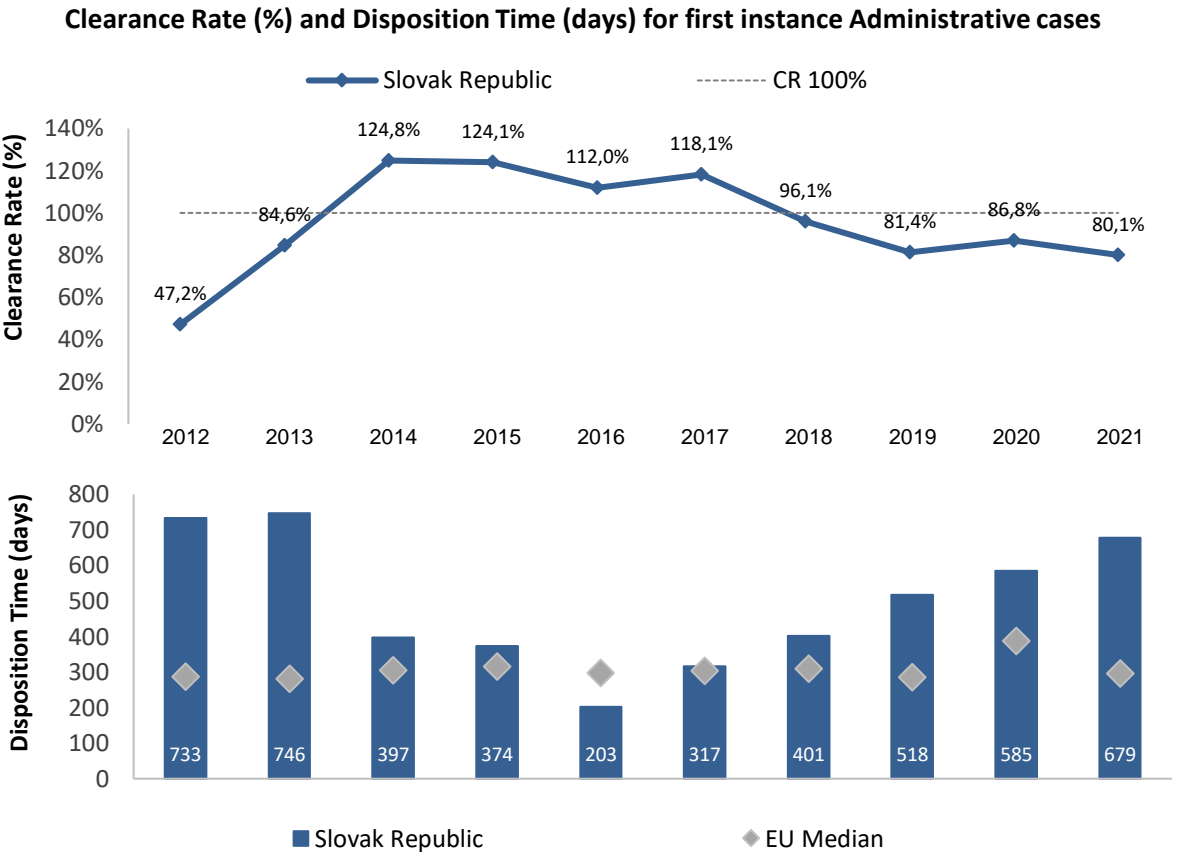
The number of incoming cases in 2021 in Slovak Republic (0,10 per 100 inhabitants) is significantly below EU median (0,35 per 100 inhabitants).

The number of resolved cases in 2021 in Slovak Republic (0,08 per 100 inhabitants) is significantly below EU median (0,34 per 100 inhabitants).

The number of pending cases at the end of 2021 in Slovak Republic (0,15 per 100 inhabitants) is somewhat below EU median (0,21 per 100 inhabitants).

◦ Clearance Rate and Disposition Time

First instance Administrative law cases	Clearance Rate (%)		Disposition Time (days)	
	Slovak Republic	EU Median	Slovak Republic	EU Median
2012	47,2%	101,0%	733	286
2013	84,6%	100,3%	746	281
2014	124,8%	99,6%	397	305
2015	124,1%	103,7%	374	315
2016	112,0%	103,0%	203	297
2017	118,1%	102,1%	317	303
2018	96,1%	99,7%	401	308
2019	81,4%	102,1%	518	284
2020	86,8%	100,1%	585	388
2021	80,1%	101,7%	679	296



With a Clearance Rate calculated at 80,1% in 2021 Slovak Republic seems to struggle in dealing with its first instance Administrative law cases. Between 2020 and 2021, the Clearance Rate has decreased by -6,7 points.

In 2021, first instance Administrative law cases are solved in approximately 679 days, which is well above EU median of 296 days.

The analysis of the 2020 - 2021 period reveals a 16,0% increase of the Disposition Time.

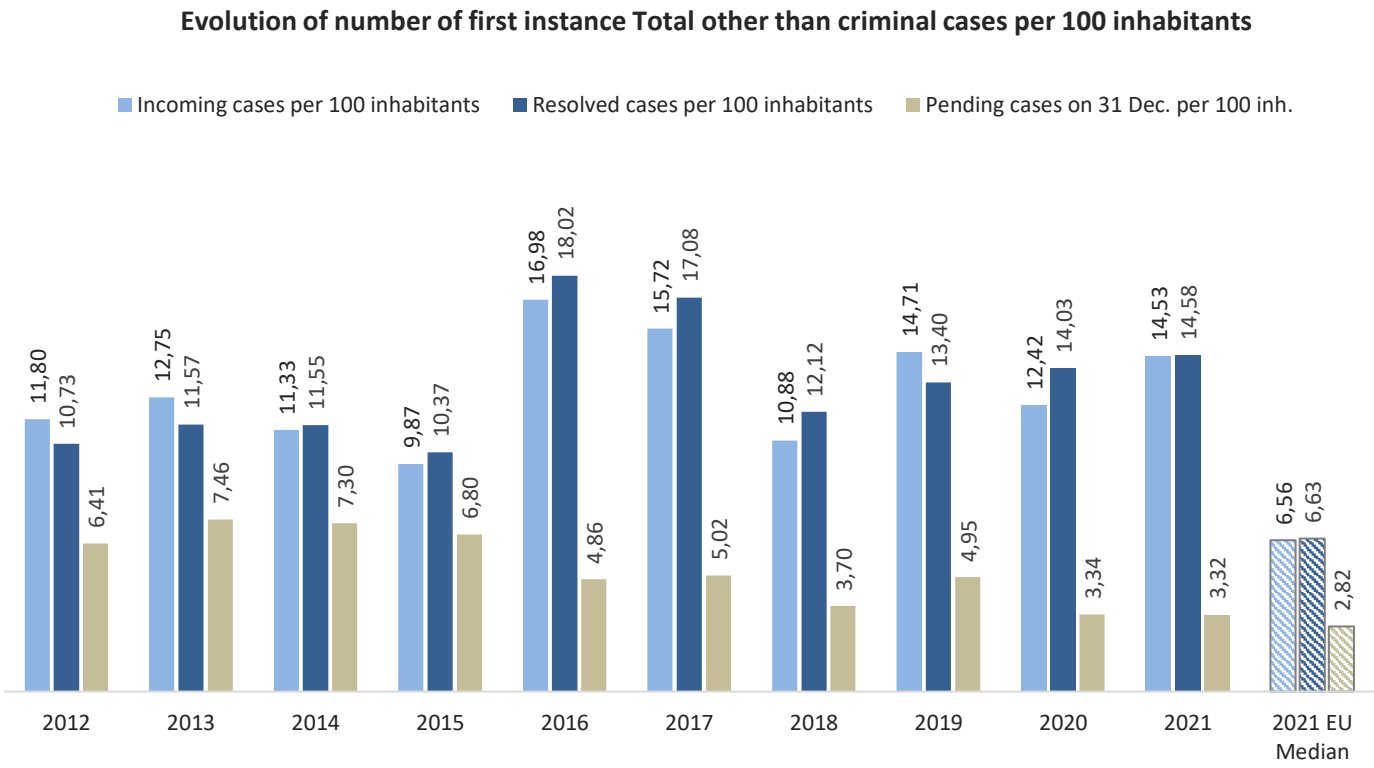
Since 2016, a new methodology was implemented based on the working group's conclusions and CEPEJ mission's recommendation (06/2016). Former reporting structure was not consistent with the methodology of CEPEJ, which could lead to inappropriate comparison of Slovak Republic (SR) with other countries. Also, the Ministry of Justice (MoJ) realized that evaluation of courts' performance by disposed and unresolved (decided and undecided) cases is discriminating SR in comparison with other countries in European Union (EU) as this methodology is not counting a decision of first instance court as disposed until the case becomes valid. This results into reporting such case as unresolved despite respective court has already made a decision and it is no longer in its disposition how - and more importantly when - the case will be resolved (disposed) by the second instance court. This is the nature of reporting of many "unresolved" cases on courts despite court already decided, in fact. The new way of reporting extracts the numbers of decided cases in respective court instances from "unresolved" and allocates these numbers to those court instances that made an actual decision in respective time. This means that decision validity state is not being awaited for as it could potentially contain an appeal and thus also a time that a case spends on second instance court. Upon decision's validity the case would become „disposed/resolved" at the first instance court but most probably it would not be disposed in the same period when it was decided by the (first instance) court.

As regards "non-litigious business registry cases", the increase in cases coming to the courts in 2019 due to the new legislation gradually stabilized over the course of the year 2020, 2021. The category "other" encompasses bankruptcy and debt restructuring cases, including the debt elimination procedure (bankruptcy of the natural persons), inheritance proceedings and other. In covid years especially, the number of cases inheritance proceedings rose. As regards administrative law cases, a new reform of Administrative courts was expected and the clearance rate of the regional courts dropped by 80 %.

First instance Total of other than criminal cases

◦ Incoming, resolved and pending cases

First instance Total other than criminal cases	Incoming cases per 100 inhabitants	Resolved cases per 100 inhabitants	Pending cases on 31 Dec. per 100 inh.
2012	11,80	10,73	6,41
2013	12,75	11,57	7,46
2014	11,33	11,55	7,30
2015	9,87	10,37	6,80
2016	16,98	18,02	4,86
2017	15,72	17,08	5,02
2018	10,88	12,12	3,70
2019	14,71	13,40	4,95
2020	12,42	14,03	3,34
2021	14,53	14,58	3,32
2021 EU Median	6,56	6,63	2,82



The number of incoming cases in 2021 in Slovak Republic (14,53 per 100 inhabitants) is well above the EU median (6,56 per 100 inhabitants).

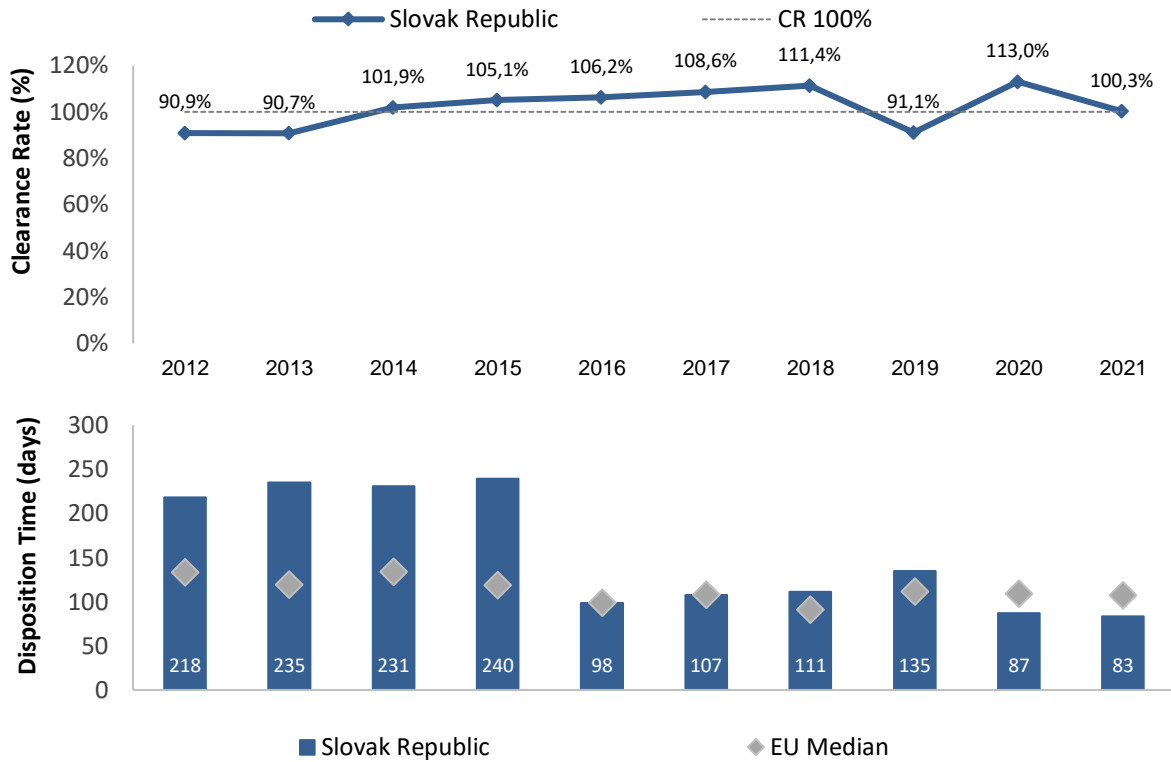
The number of resolved cases in 2021 in Slovak Republic (14,58 per 100 inhabitants) is well above the EU median (6,63 per 100 inhabitants).

The number of pending cases at the end of 2021 in Slovak Republic (3,32 per 100 inhabitants) is slightly above the EU median (2,82 per 100 inhabitants).

◦ Clearance Rate and Disposition Time

First instance Total other than criminal cases	Clearance Rate (%)		Disposition Time (days)	
	Slovak Republic	EU Median	Slovak Republic	EU Median
2012	90,9%	100,5%	218	133
2013	90,7%	100,7%	235	119
2014	101,9%	101,9%	231	133
2015	105,1%	101,0%	240	119
2016	106,2%	101,5%	98	98
2017	108,6%	100,6%	107	107
2018	111,4%	100,6%	111	91
2019	91,1%	99,8%	135	111
2020	113,0%	98,7%	87	109
2021	100,3%	101,2%	83	107

Clearance Rate (%) and Disposition Time (days) for first instance Total of other than criminal cases



With a Clearance Rate calculated at 100,3% in 2021 Slovak Republic seems to be able to deal with its other than criminal cases.

Between 2020 and 2021, the Clearance Rate has decreased by -12,7 points.

In 2021, other than criminal cases are solved in approximately 83 days, which is somewhat below EU median of 107 days.

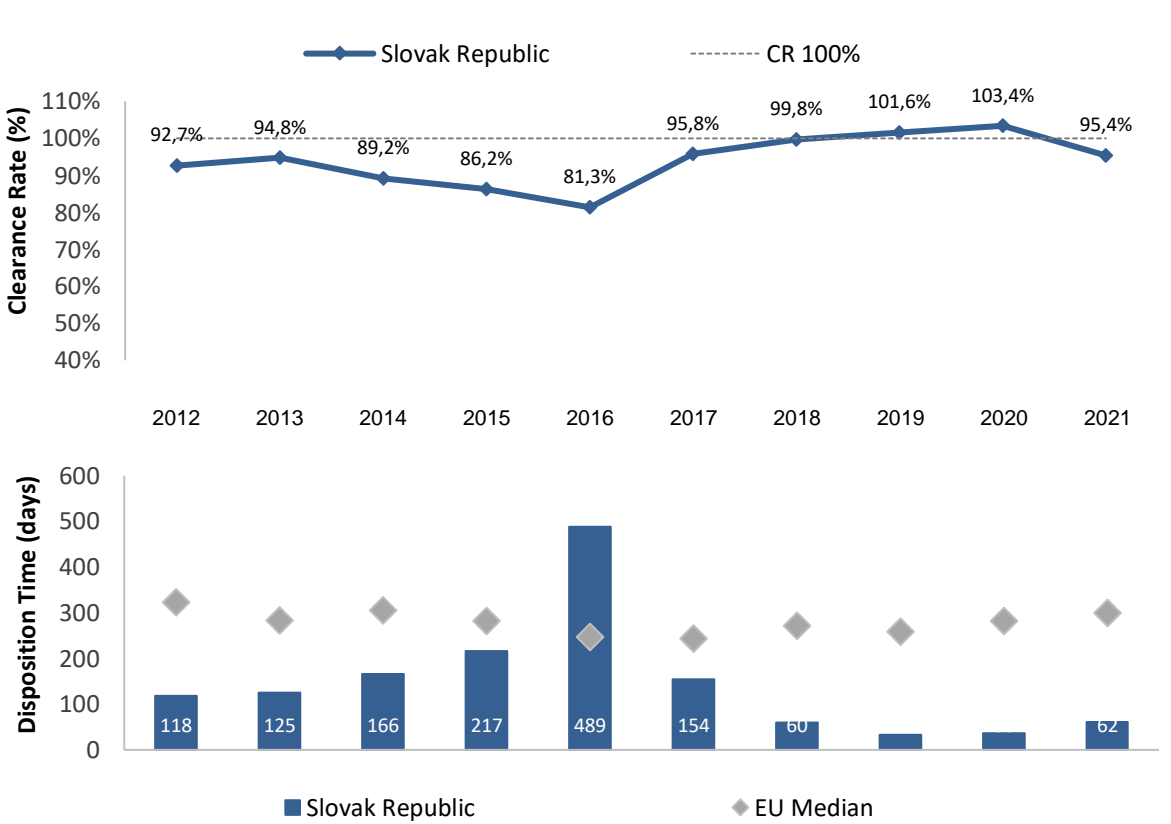
The analysis of the 2020 - 2021 period reveals a -4,2% decrease of the Disposition Time.

Insolvency cases

◦ Clearance Rate and Disposition Time

Insolvency cases	Clearance Rate (%)		Disposition Time (days)	
	Slovak Republic	EU Median	Slovak Republic	EU Median
2012	92,7%	95,0%	118	323
2013	94,8%	89,6%	125	282
2014	89,2%	96,9%	166	304
2015	86,2%	104,5%	217	282
2016	81,3%	102,0%	489	246
2017	95,8%	103,6%	154	243
2018	99,8%	101,5%	60	271
2019	101,6%	101,2%	33	258
2020	103,4%	109,7%	36	281
2021	95,4%	103,3%	62	299

Clearance Rate (%) and Disposition Time (days) for Insolvency cases



With a Clearance Rate calculated at 95,4% in 2021 Slovak Republic seems to have difficulties dealing with its insolvency cases.

Between 2020 and 2021, the Clearance Rate has decreased by -8,0 points.

In 2021, insolvency cases are solved in approximately 62 days, which is significantly below EU median of 299 days.

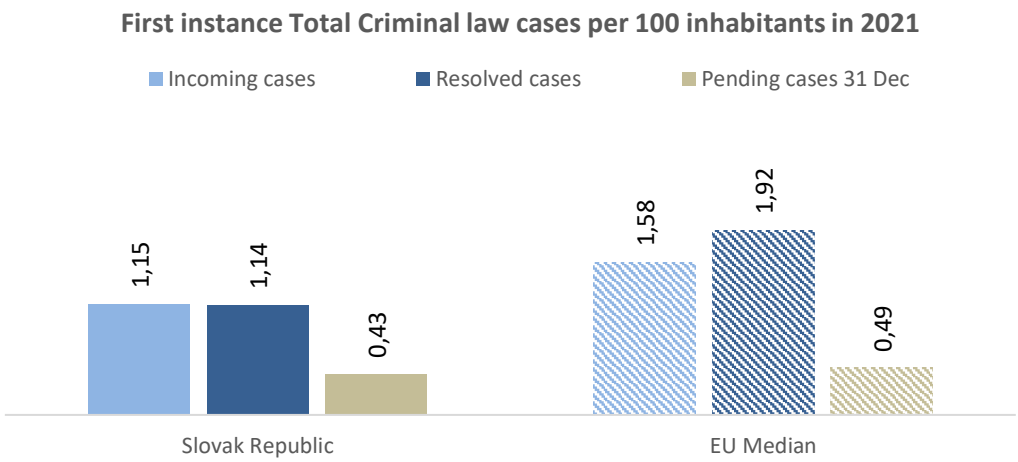
The analysis of the 2020 - 2021 period reveals a 71,4% increase of the Disposition Time.

The data listed in the category "Roberry case" and "Intentional homicide" represent the number of convicted persons in legally closed cases. These are data obtained from the database of legally closed cases, which are marked as completed in statistical reporting, and therefore the data is only available for the category " Resolved cases". Since 2018, the number of convicted persons is not reported according to the most severe criminal offense, but convictions for all criminal offenses are taken into account (i.e. in the event that a person was convicted of committing several criminal offenses, the person in question is reported as convicted for each criminal offense separately).

First instance Criminal Law Cases

◦ Incoming, resolved and pending cases

First instance Criminal Law Cases	Pending cases 1 Jan	Incoming cases	Resolved cases	Pending cases 31 Dec
Total	22 504	62 601	61 961	23 144
Severe criminal cases	NA	NA	NA	NA
Misdemeanour and/or minor cases	NA	NA	NA	NA
Other criminal cases	NA	NA	NA	NA



First instance Criminal Law Cases Per 100 inh.	Pending cases 1 Jan	Incoming cases	Resolved cases	Pending cases 31 Dec
Total	0,41	1,15	1,14	0,43
Severe criminal cases	NA	NA	NA	NA
Misdemeanour and/or minor cases	NA	NA	NA	NA
Other criminal cases	NA	NA	NA	NA

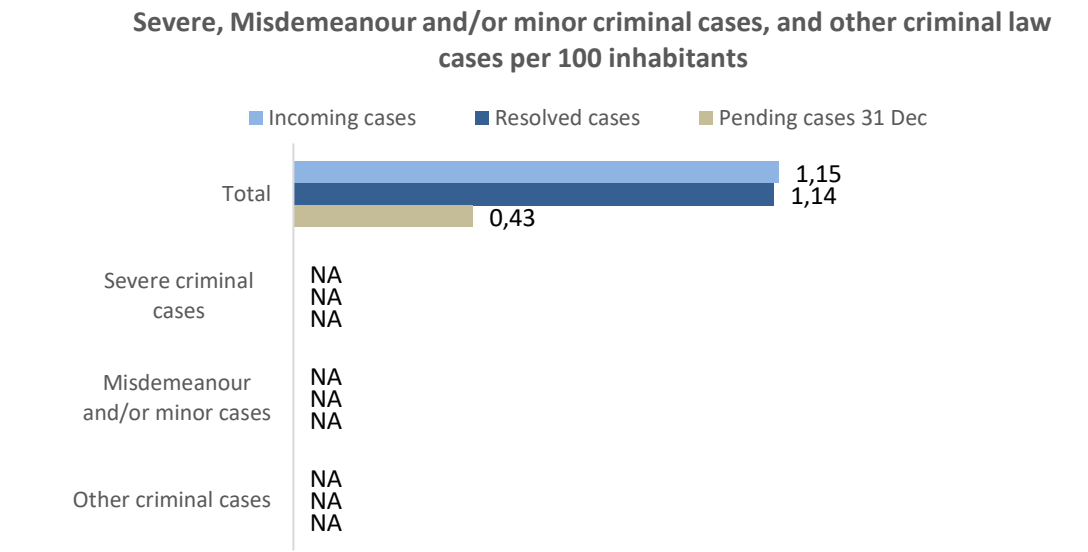
The number of total incoming criminal cases in 2021 in Slovak Republic (1,15 per 100 inhabitants) is somewhat below EU median (1,58 per 100 inhabitants).

The number of total resolved criminal cases in 2021 in Slovak Republic (1,14 per 100 inhabitants) is somewhat below EU median (1,92 per 100 inhabitants).

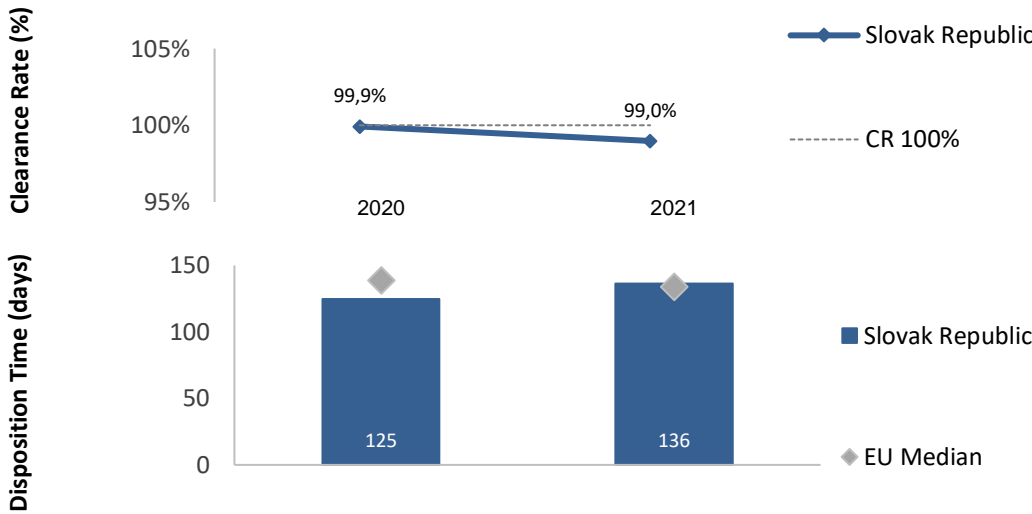
The number of total pending criminal cases at the end of 2021 in Slovak Republic (0,43 per 100 inhabitants) is slightly below EU median (0,49 per 100 inhabitants).

◦ Clearance Rate and Disposition Time

First instance Total criminal law cases	Clearance Rate (%)		Disposition Time (days)	
	Slovak Republic	EU Median	Slovak Republic	EU Median
2020	99,9%	95,2%	125	139
2021	99,0%	100,0%	136	134



Clearance Rate (%) and Disposition Time (days) for First Instance Total criminal law cases



With a Clearance Rate calculated at 99,0% in 2021 Slovak Republic seems to be quite able to deal with its first instance total criminal law cases.

Between 2020 and 2021, the Clearance Rate has decreased by -0,9 points.

In 2021, first instance total criminal law cases are solved in approximately 136 days, which is slightly above EU median of 134 days.

The analysis of the 2020 - 2021 period reveals a 9,2% increase of the Disposition Time.

The statistical data collected by the Ministry of Justice of the Slovak republic does not allow the categorization of the criminal matters according to the types of criminal offences as defined in explanatory note.

5. Public prosecution services in Slovak Republic (2021 data)

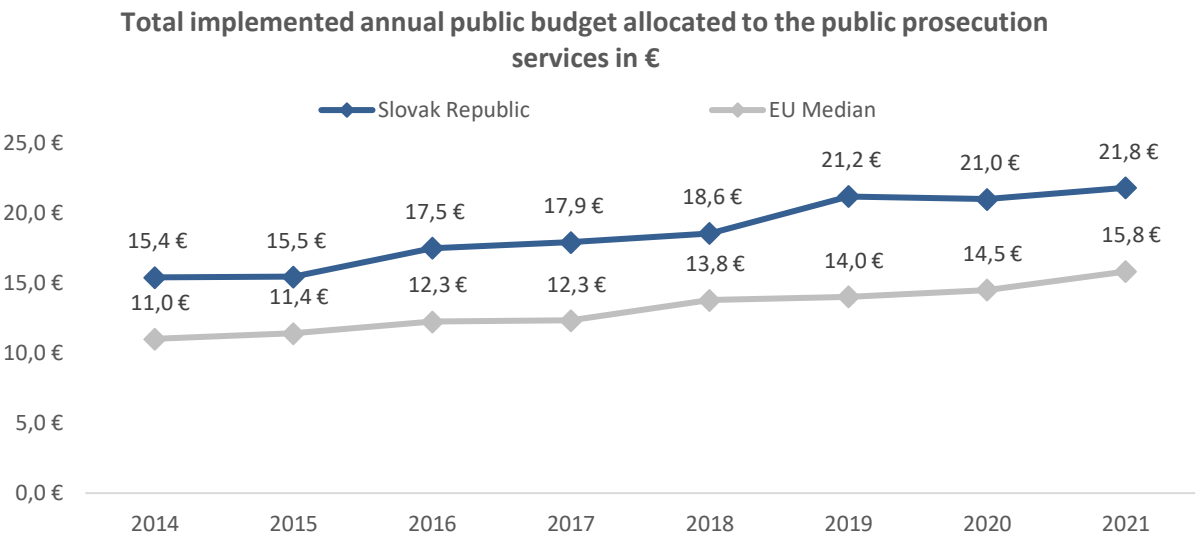
Public prosecution implemented budget

Total implemented annual public budget allocated to the public prosecution services in €	Absolute Number	Per inhabitant	
	Slovak Republic	Slovak Republic	EU Median
2014	83 601 297 €	15,4 €	11,0 €
2015	83 902 472 €	15,5 €	11,4 €
2016	95 238 564 €	17,5 €	12,3 €
2017	97 666 837 €	17,9 €	12,3 €
2018	101 256 967 €	18,6 €	13,8 €
2019	115 723 212 €	21,2 €	14,0 €
2020	114 694 261 €	21,0 €	14,5 €
2021	118 620 409 €	21,8 €	15,8 €

Implemented annual public budget allocated to training of public prosecution services in € (included in the total)	Absolute Number	Per inhabitant	
	Slovak Republic	Slovak Republic	EU Median
2018	32 513 €	0,0 €	0,018 €
2019	24 814 €	0,005 €	0,029 €
2020	12 910 €	0,002 €	0,011 €
2021	21 110 €	0,004 €	0,022 €

The difference between the approved budget and the actual budget is 3 197 554 €
The increased funds were allocated to:

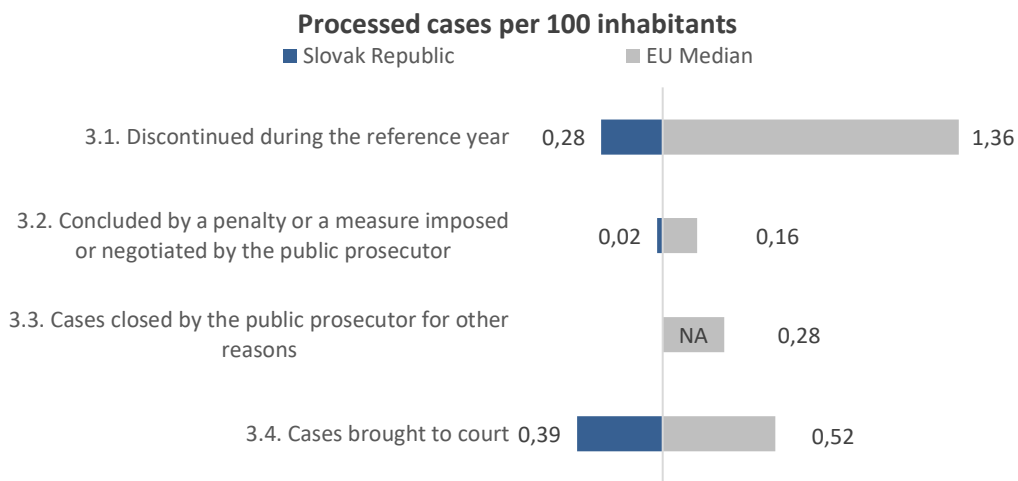
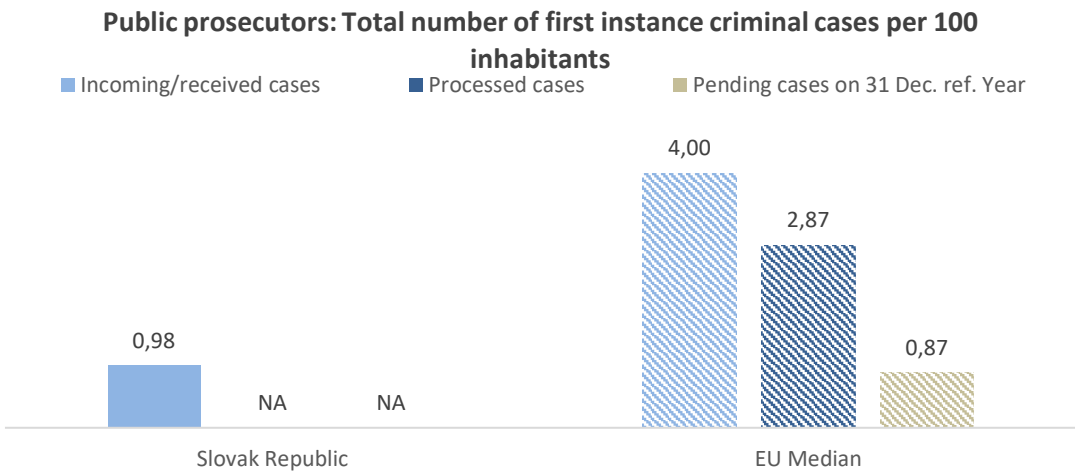
- valorisation of prosecutors' salaries;
- modernization of the ECRIS software to version 1.6 for the Criminal Register;
- connection of IS Patricia to IS of the European Prosecutor;
- necessary renovation of buildings of the General Prosecutor's Office of the Slovak Republic;
- budget allocated to training of public prosecution services has changed due to the possibility to make face-to-face trainings.



Public prosecution caseload: Number of first instance criminal cases

Public prosecution caseload: Number of first instance criminal cases	Absolute Number *		Per 100 inhabitants	
	Slovak Republic	% Variation 2020 - 2021	Slovak Republic	Eu Median
1. Pending cases on 1 Jan. ref. year	NA	NA	NA	0,84
2. Incoming/received cases	53 113	▼ -7,2%	0,98	4,00
3. Processed cases (3.1 + 3.2 + 3.3 + 3.4)	NA	NA	NA	2,87
3.1. Discontinued during the reference year (3.1.1 + 3.1.2 + 3.1.3 + 3.1.4)	15 366	▲ 50,1%	0,28	1,36
3.1.1 Discontinued by the public prosecutor because the offender could not be identified	NA	NA	NA	NA
3.1.2 Discontinued by the public prosecutor due to the lack of an established offence or a specific legal situation	NA	NA	NA	NA
3.1.3 Discontinued by the public prosecutor for reasons of opportunity	NA	NA	NA	NA
3.1.4 Discontinued for other reasons	NA	NA	NA	NA
3.2. Concluded by a penalty or a measure imposed or negotiated by the public prosecutor	1 355	▼ -12,9%	0,02	0,16
3.3. Cases closed by the public prosecutor for other reasons	NA	NA	NA	0,28
3.4. Cases brought to court	21 391	▼ -6,9%	0,39	0,52
4. Pending cases on 31 Dec. ref. year	NA	NA	NA	0,87

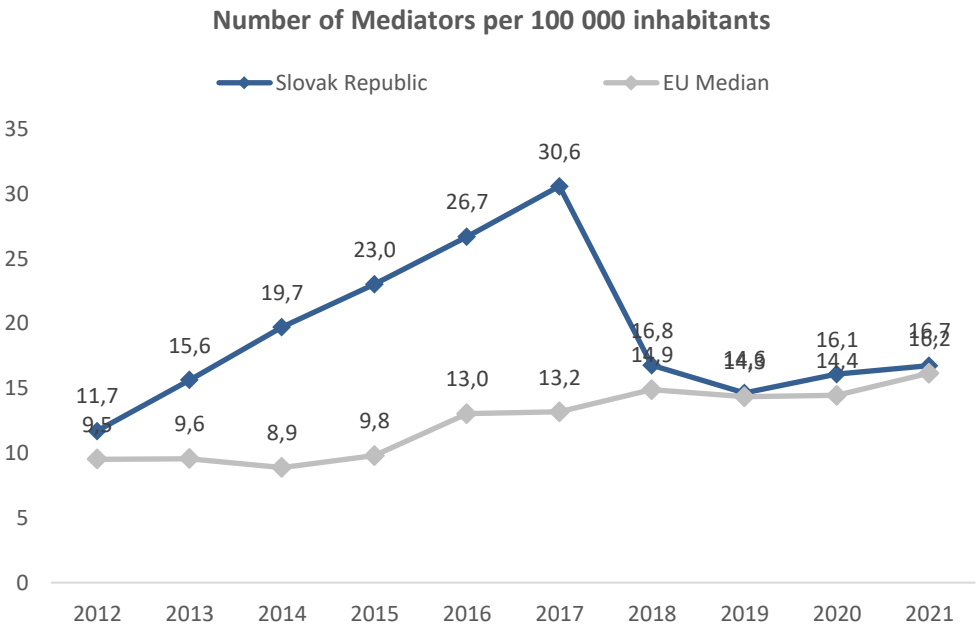
* Please note that these figures do not include traffic offence cases.



6. Existence and use of alternative dispute resolution in Slovak Republic (2021 data)

Number of mediators

Mediators	Absolute Number	Per 100 000 inhabitants	
	Slovak Republic	Slovak Republic	EU Median
2012	633	11,7	9,5
2013	846	15,6	9,6
2014	1068	19,7	8,9
2015	1248	23,0	9,8
2016	1450	26,7	13,0
2017	1664	30,6	13,2
2018	913	16,8	14,9
2019	798	14,6	14,3
2020	877	16,1	14,4
2021	909	16,7	16,2



In 2021, there are 909 accredited or registered mediators who practise court related mediation which represents 16,7 accredited or registered mediators per 100 000 inhabitants.

The variation between 2020 and 2021 is about 3,6%.

In criminal matters, mediation is provided by the 84 Probation officers located on District Courts.

Number of court related mediations

Type of cases	Number of cases for which the parties agreed to start mediation	Number of finished court-related mediations	Number of cases in which there is a settlement agreement
All Cases	NA	NA	NA
Civil and commercial	NA	NA	NA
Family cases	NA	NA	NA
Administrative	NA	NA	NA
Employment dismissal	NA	NA	NA
Criminal cases	892	892	727
Consumer cases	NA	NA	NA

7. ICT tools of courts in Slovak Republic (2021 data)

The ICT questions

The answers to the ICT questions in 2021 can be summarised to :

Assistance tools

Writing assistance tools
Simple dictation tools
Multiple speakers recording tools
Voice recognition feature

	Civil and/or commercial	Criminal	Administrative
Yes	50-99%	50-99%	50-99%
	in all courts	in all courts	in all courts
Yes	in all courts	in all courts	in all courts
	No	No	No

Financial management tools

Budgetary and financial management of courts
Justice expenses management
Other

Deployment rate	Data consolidated at national level	System communicating with other ministries
100%	Yes	Yes
100%	Yes	Yes
0% (NAP)	NAP	NAP

Measurement tools to assess the workload

Judges
Prosecutors
Non-judge/non-prosecutor staff

	Deployment rate	Monitoring at national level	Monitoring at court level	Integrated with CMS
Yes	100%	Yes	Yes	Yes
	NA	No	No	No
	10-49%	No	Yes	Yes

8. Systems for measuring and evaluating the performance of courts and public prosecution services in Slovak Republic (2021 data)

In Slovak Republic, quality standards are determined for the judicial system at national level (e.g. quality systems for the judiciary and/or judicial quality policies). Specialised personnel within the courts is entrusted with implementation of these national level quality standards.

In Slovak Republic, there is a system of internal review of courts. Internal review of the court is a type of control of the court and judges, which aims to verify the current state of the judiciary, to identify the causes of shortcomings in the performance of the judiciary and to propose measures to eliminate them. The internal review is carried out by designated departments, which are made up of judges.

Systems for measuring and evaluating courts' performance

A regular monitoring system of court activities is in place concerning:

Number of incoming cases	✓	Satisfaction of users (regarding the services delivered by the courts)	✗
Length of proceedings (timeframes)	✓	Costs of the judicial procedures	✗
Number of resolved cases	✓	Number of appeals	✓
Number of pending cases	✓	Appeal ratio	✗
Backlogs	✓	Clearance rate	✓
Productivity of judges and court staff	✓	Disposition time	✓
Satisfaction of court staff	✗	Other	✗

In Slovak Republic, there is a system to regularly evaluate the court performance based primarily on defined indicators and the frequency of the reporting is annual.

Performance and quality indicators are defined for the activity of each court.

The following indicators are used:

Number of incoming cases	✓	Satisfaction of users (regarding the services delivered by the courts)	✗
Length of proceedings (timeframes)	✓	Costs of the judicial procedures	✗
Number of resolved cases	✓	Number of appeals	✗
Number of pending cases	✓	Appeal ratio	✗
Backlogs	✓	Clearance rate	✓
Productivity of judges and court staff	✗	Disposition time	✓
Satisfaction of court staff	✗	Other	✗

The evaluation of the courts' activities is not used for the later allocation of means in the courts.

A regular monitoring system of public prosecution services activities is in place concerning:

Number of incoming cases	✓	Satisfaction of users (regarding the services delivered by the public prosecution)	✗
Length of proceedings (timeframes)	✗	Costs of the judicial procedures	✗
Number of resolved cases	✓	Clearance rate	✓
Number of pending cases	✓	Disposition time	✓
Backlogs	✗	Percentage of convictions and acquittals	✗
Productivity of prosecutors and prosecution staff	✓	Other	✗
Satisfaction of prosecution staff	✗		

In Slovak Republic, there is no system to evaluate regularly the activity of each public prosecution service.

Performance and quality indicators are not defined for the activity of each public prosecution service.

None of the following indicators are used:

Number of incoming cases	✗	Satisfaction of users (regarding the services delivered by the public prosecutors)	✗
Length of proceedings (timeframes)	✗	Costs of the judicial procedures	✗
Number of resolved cases	✗	Clearance rate	✗
Number of pending cases	✗	Disposition time	✗
Backlogs	✗	Percentage of convictions and acquittals	✗
Productivity of prosecutors and prosecution staff	✗	Other	✗
Satisfaction of prosecution staff	✗		

The evaluation of the public prosecution services' activities is not used for the later allocation of means in the public prosecution services.

Slovak Republic

(2012-2021) data tables

Question	2012	2013	2014	2015	2016	2017	2018	2019	2020	2021	Variations for quantitative questions	
											2012-2021	2020-2021
Q1 Number of inhabitants	5 410 836	5 415 949	5 421 349	5 426 252	5 435 343	5 443 120	5 450 421	5 457 873	5 459 781	5 434 712	0,4%	-0,5%
Q.3 GDP Per capita (in €) in current prices	13 207	13 319	13 880	14 400	14 910	15 620	16 550	17 254	16 770	15 660	18,6%	-6,6%
Q5. Exchange rate of Nat currency to € on 1 Jan	NAP	NAP	NAP	NAP	NAP	NAP	NAP	NAP	NAP	NAP	-	-
Indicator 1: Systems for measuring and evaluating the performance of courts and prosecution services												
(Q66, Q67, Q77, Q78, Q77-1, Q78-1, Q73, Q73-0, Q73-1, Q73-2, Q73-3, Q73-4, Q73-5, Q73-6, Q70, Q70-1, Q71, Q72, Q83-2, Q83-3, Q120 and Q120-1)												
66 Qlty standards formulated_jud system	Yes	Yes	Yes	Yes	True	True	True	True	True	True		
67 Specialised court staff entrusted_qlty standards	Yes	Yes	Yes	Yes	True	True	True	True	True	True		
77 Performance and quality indicators of court activities	Yes	Yes	Yes	Yes	True	True	True	True	True	True		
078.1.1 Number of incoming cases							True	True	True	True		
078.1.2 Length of proceedings (timeframes)							True	True	True	True		
078.1.3 Number of resolved cases							True	True	True	True		
078.1.4 Number of pending cases							True	True	True	True		
078.1.5 Backlogs							True	True	True	True		
078.1.6 Productivity of judges and court staff							False	False	False	False		
078.1.7 Satisfaction of court staff							False	False	False	False		
078.1.8 Satisfaction of users (regarding the services delivered by the courts)							False	False	False	False		
078.1.9 Costs of the judicial procedures							False	False	False	False		
078.1.10 Number of appeals							True	False	False	False		
078.1.11 Appeal ratio							False	False	False	False		
078.1.12 Clearance rate							False	False	False	True		

Slovak Republic

(2012-2021) data tables

Question	2012	2013	2014	2015	2016	2017	2018	2019	2020	2021	Variations for quantitative questions	
											2012-2021	2020-2021
078-1.13 Disposition time							False	False	False	True		
078-1.14 Other							False	False	False	False		
077-1.1.1 Defined performance and quality indicators									False	False		
078-1.1.1 Number of incoming cases									-	-		
078-1.1.2 Length of proceedings (timeframes)									-	-		
078-1.1.3 Number of resolved cases									-	-		
078-1.1.4 Number of pending cases									-	-		
078-1.1.5 Backlogs									-	-		
078-1.1.6 Productivity of prosecutors and prosecution staff									-	-		
078-1.1.7 Satisfaction of prosecution staff									-	-		
078-1.1.8 Satisfaction of users (regarding the services delivered by the public prosecution)									-	-		
078-1.1.9 Costs of the judicial procedures									-	-		
078-1.1.10 Clearance rate									-	-		
078-1.1.11 Disposition time									-	-		
078-1.1.12 Percentage of convictions and acquittals									-	-		
078-1.1.13 Other									-	-		
73 Regular system_evaluation_performance_each court	Yes	Yes	Yes	Yes	True	True	True	True	True	True		
073-0.1.1 Annual					True	True	True	True	True	True		
073-0.1.2 Less frequent					False	False	False	False	False	False		
073-0.1.3 More frequent					False	False	False	False	False	False		

Slovak Republic

(2012-2021) data tables

Question	2012	2013	2014	2015	2016	2017	2018	2019	2020	2021	Variations for quantitative questions	
											2012-2021	2020-2021
073-1.1.1 Evaluation used for the allocation of resources within the court			No	No	False	False	False	False	False	False		
073-2.1.1 Courses of action taken in the evaluation is used for the allocation of resources							False	-	-	-		
073-2.1.2 Reallocating resources (human/financial resources based on performance)							False	-	-	-		
073-2.1.3 Reengineering of internal procedures to increase efficiency							False	-	-	-		
073-2.1.4 Other							False	-	-	-		
073-3.1.1 Regular evaluation of the public prosecution services performance									False	False		
073-4.1.1 Annual									-	-		
073-4.1.2 Less frequent									-	-		
073-4.1.3 More frequent									-	-		
073-5.1.1 Evaluation used for the allocation of resources within the public prosecution services									False	False		
073-6.1.1 Identifying the causes of improved or deteriorated performance									-	-		
073-6.1.2 Reallocating resources (human/financial resources based on performance)									-	-		
073-6.1.3 Reengineering of internal procedures to increase efficiency									-	-		
073-6.1.4 Other									-	-		
070.1.1 number of incoming cases	Yes	Yes	Yes	Yes	True	True	True	True	True	True		
070.1.2 length of proceedings (timeframes)	Yes	Yes	Yes	Yes	True	True	True	True	True	True		
070.1.3 number of resolved cases	Yes	Yes	Yes	Yes	True	True	True	True	True	True		
070.1.4 number of pending cases							True	True	True	True		
070.1.5 backlogs							True	True	True	True		
070.1.6 productivity of judges and court staff							True	True	True	True		

Slovak Republic

(2012-2021) data tables

Question	2012	2013	2014	2015	2016	2017	2018	2019	2020	2021	Variations for quantitative questions	
											2012-2021	2020-2021
070.1.7 satisfaction of court staff							False	False	False	False		
070.1.8 satisfaction of users (regarding the services delivered by the courts)							False	False	False	False		
070.1.9 costs of the judicial procedures							False	False	False	False		
070.1.10 number of appeals							True	True	True	True		
070.1.11 appeal ratio							False	False	False	False		
070.1.12 clearance rate							True	True	True	True		
070-1.1.1 Number of incoming cases									True	True		
070-1.1.2 Length of proceedings (timeframes)									True	False		
070-1.1.3 Number of resolved cases									True	True		
070-1.1.4 Number of pending cases									True	True		
070-1.1.5 Backlogs									False	False		
070-1.1.6 Productivity of prosecutors and prosecution staff									True	True		
070-1.1.7 Satisfaction of prosecution staff									False	False		
070-1.1.8 Satisfaction of users (regarding the services delivered by the public prosecution)									False	False		
070-1.1.9 Costs of the judicial procedures									False	False		
070-1.1.10 Clearance rate									True	True		
070-1.1.11 Disposition time									True	True		
070-1.1.12 Percentage of convictions and acquittals									False	False		
070-1.1.13 Other									False	False		
071.1.1 Monitoring backlogs in Civil law cases									True	True		

Slovak Republic

(2012-2021) data tables

Question	2012	2013	2014	2015	2016	2017	2018	2019	2020	2021	Variations for quantitative questions	
											2012-2021	2020-2021
071.1.2 Monitoring backlogs in Criminal law cases									True	True		
071.1.3 Monitoring backlogs in Administrative law cases									True	True		
072.1.1 Monitoring timeframes Within the courts									False	False		
072.1.2 Monitoring timeframes Within the public prosecution services									False	False		
083-2.1.1 Quantitative performance tagets defined for each prosecutors									False	False		
083-3.1.1 Body responsible - Executive power (for example the Ministry of Justice)									NAP	NAP		
083-3.1.2 Body responsible - Prosecutor General /State public prosecutor									NAP	NAP		
083-3.1.3 Body responsible - Public Prosecutorial Council									NAP	NAP		
083-3.1.4 Body responsible - Head of the organisational unit or hierarchically superior public prosecutor									NAP	NAP		
083-3.1.5 Body responsible - Other									NAP	NAP		
120.1.1 Qualitative individual assessment of the public prosecutors' work									False	False		
120-1.1.1 Feequency - Annual									-	-		
120-1.1.2 Feequency - Less frequent									-	-		
120-1.1.3 Feequency - More frequent									-	-		

Indicator 2: The judicial organisation												
(Q42, Q43 and Q44)												
Q42.1.1Total number of all courts - legal entities	-	-	-	-	-	-	-	-	64	65	-	1,6%
Q42.1.2 Total number of courts of general jurisdiction - legal entities	-	-	-	-	-	-	-	-	63	63	-	0,0%
Q42.1.3 First instance courts of general jurisdiction - legal entities	54	54	54	54	54	54	54	54	54	54	0,0%	0,0%
Q42.1.4 Second instance courts of general jurisdiction - legal entities	-	-	-	-	-	-	-	-	8	8	-	0,0%

Slovak Republic

(2012-2021) data tables

Question	2012	2013	2014	2015	2016	2017	2018	2019	2020	2021	Variations for quantitative questions	
											2012-2021	2020-2021
Q42.1.5 Highest instance courts of general jurisdiction - legal entities	-	-	-	-	-	-	-	-	1	1	-	0,0%
Q42.1.6 Total number of specialised courts - legal entities	-	-	-	-	-	-	-	-	1	2	-	100,0%
43.1.1 Total number of specialised courts of first instance	9	9	9	9	9	9	9	9	1	1	-88,9%	0,0%
43.1.2 Commercial courts (excluded insolvency courts)	NAP	NAP	NAP	NAP	NAP	NAP	NAP	NAP	NAP	NAP	-	-
43.1.3 Insolvency courts	NAP	NAP	NAP	NAP	NAP	NAP	NAP	NAP	NAP	NAP	-	-
43.1.4 Labour courts	NAP	NAP	NAP	NAP	NAP	NAP	NAP	NAP	NAP	NAP	-	-
43.1.5 Family courts	NAP	NAP	NAP	NAP	NAP	NAP	NAP	NAP	NAP	NAP	-	-
43.1.6 Rent and tenancies courts	NAP	NAP	NAP	NAP	NAP	NAP	NAP	NAP	NAP	NAP	-	-
43.1.7 Enforcement of criminal sanctions courts	NAP	NAP	NAP	NAP	NAP	NAP	NAP	NAP	NAP	NAP	-	-
43.1.8 Fight against terrorism, organised crime and corruption	1	1	1	1	1	1	1	1	1	1	0,0%	0,0%
43.1.9 Internet related disputes	NAP	NAP	NAP	NAP	NAP	NAP	NAP	NAP	NAP	NAP	-	-
43.1.10 Administrative courts	8	8	8	8	8	8	8	8	NAP	NAP	-	-
43.1.11 Insurance and / or social welfare courts	NAP	NAP	NAP	NAP	NAP	NAP	NAP	NAP	NAP	NAP	-	-
43.1.12 Military courts	NAP	NAP	NAP	NAP	NAP	NAP	NAP	NAP	NAP	NAP	-	-
43.1.13 Juvenile courts	-	-	-	-	-	-	-	-	NAP	NAP	-	-
43.1.14 Other specialised courts	NAP	NAP	NAP	NAP	NAP	NAP	NAP	NAP	NAP	NAP	-	-
43.2.1 Total number of specialised courts of higher instances	-	-	-	-	-	-	-	-	1	1	-	0,0%
43.2.2 Commercial courts (excluded insolvency courts)	-	-	-	-	-	-	-	-	NAP	NAP	-	-
43.2.3 Insolvency courts	-	-	-	-	-	-	-	-	NAP	NAP	-	-
43.2.4 Labour courts	-	-	-	-	-	-	-	-	NAP	NAP	-	-

Slovak Republic

(2012-2021) data tables

Question	2012	2013	2014	2015	2016	2017	2018	2019	2020	2021	Variations for quantitative questions	
											2012-2021	2020-2021
43.2.5 Family courts	-	-	-	-	-	-	-	-	NAP	NAP	-	-
43.2.6 Rent and tenancies courts	-	-	-	-	-	-	-	-	NAP	NAP	-	-
43.2.7 Enforcement of criminal sanctions courts	-	-	-	-	-	-	-	-	NAP	NAP	-	-
43.2.8 Fight against terrorism, organised crime and corruption	-	-	-	-	-	-	-	-	1	NAP	-	-
43.2.9 Internet related disputes	-	-	-	-	-	-	-	-	NAP	NAP	-	-
43.2.10 Administrative courts	-	-	-	-	-	-	-	-	NAP	1	-	-
43.2.11 Insurance and / or social welfare courts	-	-	-	-	-	-	-	-	NAP	NAP	-	-
43.2.12 Military courts	-	-	-	-	-	-	-	-	NAP	NAP	-	-
43.2.13 Juvenile courts	-	-	-	-	-	-	-	-	NAP	NAP	-	-
43.2.14 Other specialised courts	-	-	-	-	-	-	-	-	NAP	NAP	-	-
44.1.1 First instance courts geographic locations	-	-	-	-	-	-	-	-	55	55	-	0,0%
44.1.2 All courts geographic locations	64	64	64	64	64	64	63	64	64	65	1,6%	1,6%

Indicator 3: The performance of courts at all stages of the proceedings

First instance other than criminal cases (Q91)

91.1.1 1st inst courts_Pending cases on 1 Jan. Total of other than criminal law cases (1+2+3+4)	289 064	339 930	407 586	396 248	320 952	264 068	269 114	198 434	270 433	183 324	-36,6%	-32,2%
91.1.2 1st inst courts_Pending cases on 1 Jan. Civil (and commercial) litigious cases	128 073	150 579	186 707	199 203	158 706	94 328	110 221	71 384	59 870	61 305	-52,1%	2,4%
91.1.3 1st inst courts_Pending cases on 1 Jan. Non litigious cases (2.1+2.2+2.3)	-	-	74 501	71 696	71 485	81 504	89 392	84 730	175 807	95 672	-	-45,6%
91.1.4 1st inst courts_Pending cases on 1 Jan. General civil (and commercial) non-litigious cases	69 073	71 944	66 370	65 066	24 605	28 850	31 105	32 557	32 340	29 024	-58,0%	-10,3%
91.1.5 1st inst courts_Pending cases on 1 Jan. Registry cases (2.2.1+2.2.2+2.2.3)	-	-	8 131	6 630	6 946	8 442	9 390	7 719	100 710	17 090	-	-83,0%

Slovak Republic

(2012-2021) data tables

Question	2012	2013	2014	2015	2016	2017	2018	2019	2020	2021	Variations for quantitative questions	
											2012-2021	2020-2021
91.1.6 1st inst courts_Pending cases on 1 Jan. Non litigious land registry cases	NAP	NAP	NAP	NAP	NAP	NAP	NAP	NAP	NAP	NAP	-	-
91.1.7 1st inst courts_Pending cases on 1 Jan. Non-litigious business registry cases	6 224	6 510	8 131	6 630	6 946	8 442	9 390	7 719	100 462	16 874	171,1%	-83,2%
91.1.8 1st inst courts_Pending cases on 1 Jan. Other registry cases	-	-	NAP	NAP	NAP	NAP	-	NAP	248	216	-	-12,9%
91.1.9 1st inst courts_Pending cases on 1 Jan. Other non-litigious cases	-	-	NA	NA	39 934	44 212	48 897	44 454	42 757	49 558	-	15,9%
91.1.10 1st inst courts_Pending cases on 1 Jan. Administrative law cases	7 883	17 815	18 656	16 271	6 575	5 509	5 155	5 352	6 381	7 052	-10,5%	10,5%
91.1.11 1st inst courts_Pending cases on 1 Jan. Other cases (e.g. insolvency registry cases)	77 811	93 082	127 722	109 078	84 186	82 727	64 346	36 968	28 375	19 295	-75,2%	-32,0%
91.2.1 1st inst courts_Incoming cases_Total of other than criminal law cases (1+2+3+4)	638 571	690 648	614 273	535 414	922 805	855 880	592 842	802 886	677 851	789 795	23,7%	16,5%
91.2.2 1st inst courts_Incoming cases_Civil (and commercial) litigious cases	161 645	163 200	151 315	111 489	201 368	192 663	126 997	116 709	107 829	97 161	-39,9%	-9,9%
91.2.3 1st inst courts_Incoming cases_Non litigious cases (2.1+2.2+2.3)	-	-	225 116	222 348	256 154	278 475	278 255	464 061	375 489	371 806	-	-1,0%
91.2.4 1st inst courts_Incoming cases_General civil (and commercial) non-litigious cases	139 784	124 144	119 088	115 467	61 557	67 178	93 784	121 067	129 278	125 537	-10,2%	-2,9%
91.2.5 1st inst courts_Incoming cases_Registry cases (2.2.1+2.2.2+2.2.3)	-	-	106 028	106 881	114 075	132 197	110 402	269 255	170 357	154 399	-	-9,4%
91.2.6 1st inst courts_Incoming cases_Non litigious land registry cases	NAP	NAP	NAP	NAP	NAP	NAP	NAP	NAP	NAP	NAP	-	-
91.2.7 1st inst courts_Incoming cases_Non-litigious business registry cases	96 186	111 931	106 028	106 881	114 075	132 197	110 323	269 255	157 881	141 649	47,3%	-10,3%
91.2.8 1st inst courts_Incoming cases_Other registry cases	-	-	NAP	NAP	NAP	NAP	79	NAP	12 476	12 750	-	2,2%
91.2.9 1st inst courts_Incoming cases_Other non-litigious cases	-	-	NA	NA	80 522	79 100	74 069	73 739	75 854	91 870	-	21,1%
91.2.10 1st inst courts_Incoming cases_Administrative law cases	18 797	11 296	11 612	10 764	8 861	5 036	5 063	5 525	5 071	5 470	-70,9%	7,9%
91.2.11 1st inst courts_Incoming cases_Other cases (e.g. insolvency registry cases)	222 159	280 077	226 230	190 813	456 422	379 706	182 527	216 591	189 462	315 358	42,0%	66,4%
91.3.1 1st inst courts_Resolved cases_Total of other than criminal law cases (1+2+3+4)	580 653	626 660	626 110	562 478	979 689	929 579	660 330	731 135	766 088	792 515	36,5%	3,4%
91.3.2 1st inst courts_Resolved cases_Civil (and commercial) litigious cases	131 856	131 609	138 819	148 107	265 746	248 958	165 833	128 223	107 522	101 227	-23,2%	-5,9%
91.3.3 1st inst courts_Resolved cases_Non litigious cases (2.1+2.2+2.3)	-	-	227 921	221 995	246 135	274 229	280 349	373 232	455 624	370 114	-	-18,8%

Slovak Republic

(2012-2021) data tables

Question	2012	2013	2014	2015	2016	2017	2018	2019	2020	2021	Variations for quantitative questions	
											2012-2021	2020-2021
91.3.4 1st inst courts_Resolved cases_General civil (and commercial) non-litigious cases	137 139	128 210	120 392	116 136	57 312	65 911	91 943	121 284	132 594	128 361	-6,4%	-3,2%
91.3.5 1st inst courts_Resolved cases_Registry cases (2.2.1+2.2.2+2.2.3)	-	-	107 529	105 859	112 579	131 932	112 073	176 512	253 977	162 844	-	-35,9%
91.3.6 1st inst courts_Resolved cases_Non litigious land registry cases	NAP	NAP	NAP	NAP	NAP	NAP	NAP	NAP	NAP	NAP	-	-
91.3.7 1st inst courts_Resolved cases_Non-litigious business registry cases	95 900	110 331	107 529	105 859	112 579	131 932	111 994	176 512	241 469	150 094	56,5%	-37,8%
91.3.8 1st inst courts_Resolved cases_Other registry cases	-	-	NAP	NAP	NAP	NAP	79	NAP	12 508	12 750	-	1,9%
91.3.9 1st inst courts_Resolved cases_Other non-litigious cases	-	-	NA	NA	76 244	76 386	76 333	75 436	69 053	78 909	-	14,3%
91.3.10 1st inst courts_Resolved cases_Administrative law cases	8 865	9 560	14 496	13 361	9 927	5 950	4 866	4 496	4 400	4 379	-50,6%	-0,5%
91.3.11 1st inst courts_Resolved cases_Other cases (e.g. insolvency registry cases)	206 893	246 950	244 874	179 015	457 881	400 442	209 282	225 184	198 542	316 795	53,1%	59,6%
91.4.1 1st inst courts_Pending cases on 31 Dec. Total of other than criminal law cases (1+2+3+4)	346 982	403 918	395 749	369 184	264 068	273 420	201 626	270 185	182 196	180 604	-48,0%	-0,9%
91.4.2 1st inst courts_Pending cases on 31 Dec. Civil (and commercial) litigious cases	157 862	182 170	199 203	162 585	94 328	116 418	71 385	59 870	60 177	57 239	-63,7%	-4,9%
91.4.3 1st inst courts_Pending cases on 31 Dec. Non litigious cases (2.1+2.2+2.3)	-	-	71 696	72 049	81 504	89 567	87 298	175 559	95 672	97 364	-	1,8%
91.4.4 1st inst courts_Pending cases on 31 Dec. General civil (and commercial) non-litigious cases	71 718	67 878	65 066	64 397	28 850	31 780	32 946	32 340	29 024	26 200	-63,5%	-9,7%
91.4.5 1st inst courts_Pending cases on 31 Dec. Registry cases (2.2.1+2.2.2+2.2.3)	-	-	6 630	7 652	8 442	9 391	7 719	100 462	17 090	8 645	-	-49,4%
91.4.6 1st inst courts_Pending cases on 31 Dec. Non litigious land registry cases	NAP	NAP	NAP	NAP	NAP	NAP	NAP	NAP	NAP	NAP	-	-
91.4.7 1st inst courts_Pending cases on 31 Dec. Non-litigious business registry cases	6 510	8 110	6 630	7 652	8 442	9 391	7 719	100 462	16 874	8 429	29,5%	-50,0%
91.4.8 1st inst courts_Pending cases on 31 Dec. Other registry cases	-	-	NAP	NAP	NAP	NAP	-	NAP	216	216	-	0,0%
91.4.9 1st inst courts_Pending cases on 31 Dec. Other non-litigious cases	-	-	NA	NA	44 212	48 396	46 633	42 757	49 558	62 519	-	26,2%
91.4.10 1st inst courts_Pending cases on 31 Dec. Administrative law cases	17 815	19 551	15 772	13 674	5 509	5 166	5 352	6 381	7 052	8 143	-54,3%	15,5%
91.4.11 1st inst courts_Pending cases on 31 Dec. Other cases (e.g. insolvency registry cases)	93 077	126 209	109 078	120 876	82 727	62 269	37 591	28 375	19 295	17 858	-80,8%	-7,4%

Slovak Republic

(2012-2021) data tables

Question	2012	2013	2014	2015	2016	2017	2018	2019	2020	2021	Variations for quantitative questions	
											2012-2021	2020-2021

Table 3.2.1.1 to 3.2.1.2 (all years) First instance courts: Clearance rate and disposition time for other than criminal cases (Q91)

Table 3.3.4 to 3.3.7 Variation of Clearance Rate and Disposition Time of first instance other than criminal cases (Q91)

Table 3.13.1 (EC) to 3.13.6 (EC) First instance courts: Disposition time and clearance rate for other than criminal cases (Q91)

CR Total of other than criminal law cases	90,9%	90,7%	101,9%	105,1%	106,2%	108,6%	111,4%	91,1%	113,0%	100,3%	9,41	(12,67)
CR Civil (and commercial) litigious cases	81,6%	80,6%	91,7%	132,8%	132,0%	129,2%	130,6%	109,9%	99,7%	104,2%	22,61	4,47
CR Non litigious cases (2.1+2.2+2.3)	-	-	101,2%	99,8%	96,1%	98,5%	100,8%	80,4%	121,3%	99,5%	-	(21,80)
CR General civil (and commercial) non-litigious cases	98,1%	103,3%	101,1%	100,6%	93,1%	98,1%	98,0%	100,2%	102,6%	102,2%	4,14	(0,32)
CR Registry cases (2.2.1+2.2.2+2.2.3)	-	-	101,4%	99,0%	98,7%	99,8%	101,5%	65,6%	149,1%	105,5%	-	(43,62)
CR Non litigious land registry cases	NAP	NAP	NAP	NAP	NAP	NAP	NAP	NAP	NAP	NAP	-	-
CR Non-litigious business registry cases	99,7%	98,6%	101,4%	99,0%	98,7%	99,8%	101,5%	65,6%	152,9%	106,0%	6,26	(46,98)
CR Other registry cases	-	-	NAP	NAP	NAP	NAP	100,0%	NAP	100,3%	100,0%	-	(0,26)
CR Other non-litigious cases	-	-	NA	NA	94,7%	96,6%	103,1%	102,3%	91,0%	85,9%	-	(5,14)
CR Administrative law cases	47,2%	84,6%	124,8%	124,1%	112,0%	118,1%	96,1%	81,4%	86,8%	80,1%	32,89	(6,71)
CR Other cases (e.g. insolvency registry cases)	93,1%	88,2%	108,2%	93,8%	100,3%	105,5%	114,7%	104,0%	104,8%	100,5%	7,33	(4,34)
DT Total of other than criminal law cases	218	235	231	240	98	107	111	135	87	83	-61,9%	-4,2%
DT Civil (and commercial) litigious cases	437	505	524	401	130	171	157	170	204	206	-52,8%	1,0%
DT Non litigious cases (2.1+2.2+2.3)	-	-	115	118	121	119	114	172	77	96	-	25,3%
DT General civil (and commercial) non-litigious cases	191	193	197	202	184	176	131	97	80	75	-61,0%	-6,8%
DT Registry cases (2.2.1+2.2.2+2.2.3)	-	-	23	26	27	26	25	208	25	19	-	-21,1%
DT Non litigious land registry cases	NAP	NAP	NAP	NAP	NAP	NAP	NAP	NAP	NAP	NAP	-	-

Slovak Republic

(2012-2021) data tables

Question	2012	2013	2014	2015	2016	2017	2018	2019	2020	2021	Variations for quantitative questions	
											2012-2021	2020-2021
DT Non-litigious business registry cases	25	27	23	26	27	26	25	208	26	20	-17,3%	-19,6%
DT Other registry cases	-	-	NAP	NAP	NAP	NAP	-	NAP	6	6	-	-1,9%
DT Other non-litigious cases	-	-	NA	NA	212	231	223	207	262	289	-	10,4%
DT Administrative law cases	733	746	397	374	203	317	401	518	585	679	-7,5%	16,0%
DT Other cases (e.g. insolvency registry cases)	164	187	163	246	66	57	66	46	35	21	-87,5%	-42,0%

First instance courts, number of cases for specific case categories (Q101)

101.1.1 Pending cases on 1 Jan. _Litigious divorce case	7 181	7 283	7 403	7 338	3 063	5 598	5 188	4 922	4 515	4 256	-40,7%	-5,7%
101.1.2 Pending cases on 1 Jan. _Employment dismissal case	NA	NA	NA	2 331	1 965	1 770	1 645	1 310	1 184	1 435	-	21,2%
101.1.3 Pending cases on 1 Jan. _Insolvency	341	456	544	740	1 926	2 324	2 529	1 898	1 621	1 215	256,3%	-25,0%
101.1.3 Pending cases on 1 Jan. _Robbery cases	-	-	-	-	-	-	-	-	NA	NA	-	-
101.1.3 Pending cases on 1 Jan. _Intentional homicide	-	-	-	-	-	-	-	-	NA	NA	-	-
101.2.1 Incoming cases_Litigious divorce case	13 749	14 096	13 529	12 562	12 335	11 440	11 819	11 622	10 395	10 034	-27,0%	-3,5%
101.2.2 Incoming cases_Employment dismissal case	1 616	1 684	1 600	1 725	1 632	1 539	1 282	1 094	1 404	1 020	-36,9%	-27,4%
101.2.3 Incoming cases_Insolvency	1 505	1 668	1 819	1 977	2 134	6 880	15 599	17 682	11 944	10 586	603,4%	-11,4%
101.2.3 Incoming cases_Robbery cases	-	-	-	-	-	-	-	-	NA	NA	-	-
101.2.3 Incoming cases_Intentional homicide	-	-	-	-	-	-	-	-	NA	NA	-	-
101.3.1 Resolved cases_Litigious divorce case	13 647	13 977	13 594	12 583	9 800	11 707	12 085	12 029	10 654	10 314	-24,4%	-3,2%
101.3.2 Resolved cases_Employment dismissal case	1 317	1 127	1 254	1 415	1 827	1 797	1 617	1 220	1 153	970	-26,3%	-15,9%
101.3.3 Resolved cases_Insolvency	1 395	1 581	1 623	1 705	1 736	6 593	15 561	17 959	12 350	10 098	623,9%	-18,2%

Slovak Republic

(2012-2021) data tables

Question	2012	2013	2014	2015	2016	2017	2018	2019	2020	2021	Variations for quantitative questions	
											2012-2021	2020-2021
101.3.3 Resolved cases_Robbery cases	-	-	-	-	-	-	-	-	299	263	-	-12,0%
101.3.3 Resolved cases_Intentional homicide	-	-	-	-	-	-	-	-	40	54	-	35,0%
101.4.1 Pending cases on 31 Dec. _Litigious divorce case	7 283	7 402	7 338	7 317	5 598	5 331	4 922	4 515	4 256	3 976	-45,4%	-6,6%
101.4.2 Pending cases on 31 Dec. _Employment dismissal case	NA	NA	NA	2 641	1 770	1 732	1 310	1 184	1 435	1 485	-	3,5%
101.4.3 Pending cases on 31 Dec. _Insolvency	451	543	740	1 012	2 324	2 783	2 567	1 621	1 215	1 703	277,6%	40,2%
101.4.3 Pending cases on 31 Dec. _Robbery cases	-	-	-	-	-	-	-	-	NA	NA	-	-
101.4.3 Pending cases on 31 Dec. _Intentional homicide	-	-	-	-	-	-	-	-	NA	NA	-	-

First instance courts: Clearance rate and disposition time for specific case categories (Q101)												
CR Litigious divorce cases	99,3%	99,2%	100,5%	100,2%	79,4%	102,3%	102,3%	103,5%	102,5%	102,8%	3,53	0,30
CR Employment dismissal cases	81,5%	66,9%	78,4%	82,0%	111,9%	116,8%	126,1%	111,5%	82,1%	95,1%	13,60	12,98
CR Insolvency cases	92,7%	94,8%	89,2%	86,2%	81,3%	95,8%	99,8%	101,6%	103,4%	95,4%	2,70	(8,01)
DT Litigious divorce cases	195	193	197	212	208	166	149	137	146	141	-27,8%	-3,5%
DT Employment dismissal cases	NA	NA	NA	681	354	352	296	354	454	559	-	23,0%
DT Insolvency cases	118	125	166	217	489	154	60	33	36	62	-47,8%	71,4%

Second instance other than criminal cases (Q97)												
97.1.1 2nd inst courts_Pending cases on 1 Jan. Total of other than criminal law cases (1+2+3+4)			26 041	36 764	31 216	21 695	19 217	17 427	13 616	11 550	-	-15,2%
97.1.2 2nd inst courts_Pending cases on 1 Jan. Civil (and commercial) litigious cases			NA	NA	23 367	14 498	14 703	13 533	11 248	8 798	-	-21,8%
97.1.3 2nd inst courts_Pending cases on 1 Jan. Non litigious cases (2.1+2.2+2.3)			NA	NA	NA	7 188	4 510	3 893	2 367	2 752	-	16,3%

Slovak Republic

(2012-2021) data tables

Question	2012	2013	2014	2015	2016	2017	2018	2019	2020	2021	Variations for quantitative questions	
											2012-2021	2020-2021
97.1.4 2nd inst courts_Pending cases on 1 Jan. General civil (and commercial) non-litigious cases			NA	NA	7 841	7 188	4 510	3 893	2 367	2 752	-	16,3%
97.1.5 2nd inst courts_Pending cases on 1 Jan. Registry cases (2.2.1+2.2.2+2.2.3)			NA	NA	NA	NA	NA	NA	NA	NAP	-	-
97.1.6 2nd inst courts_Pending cases on 1 Jan. Non litigious land registry cases			NAP	NAP	NAP	NAP	NAP	NAP	NAP	NAP	-	-
97.1.7 2nd inst courts_Pending cases on 1 Jan. Non-litigious business registry cases			NA	NA	NA	NA	NA	NA	NA	NAP	-	-
97.1.8 2nd inst courts_Pending cases on 1 Jan. Other registry cases			NAP	NAP	NAP	NAP	NAP	NAP	NAP	NAP	-	-
97.1.9 2nd inst courts_Pending cases on 1 Jan. Other non-litigious cases			NA	NA	NAP	NAP	NAP	NAP	NAP	NAP	-	-
97.1.10 2nd inst courts_Pending cases on 1 Jan. Administrative law cases			8	6	8	9	4	1	1	-	-	-
97.1.11 2nd inst courts_Pending cases on 1 Jan. Other cases			NA	NA	NAP	NAP	NAP	NAP	NAP	NAP	-	-
97.2.1 2nd inst courts_Incoming cases_Total of other than criminal law cases (1+2+3+4)			87 676	87 688	68 142	46 920	42 583	34 411	27 048	23 480	-	-13,2%
97.2.2 2nd inst courts_Incoming cases_Civil (and commercial) litigious cases			NA	NA	34 974	27 564	25 407	21 167	15 658	12 963	-	-17,2%
97.2.3 2nd inst courts_Incoming cases_Non litigious cases (2.1+2.2+2.3)			NA	NA	NA	19 355	17 174	13 244	11 390	10 517	-	-7,7%
97.2.4 2nd inst courts_Incoming cases_General civil (and commercial) non-litigious cases			NA	NA	33 156	19 355	17 174	13 244	11 390	10 517	-	-7,7%
97.2.5 2nd inst courts_Incoming cases_Registry cases (2.2.1+2.2.2+2.2.3)			NA	NA	NA	NA	NA	NA	NA	NAP	-	-
97.2.6 2nd inst courts_Incoming cases_Non litigious land registry cases			NAP	NAP	NAP	NAP	NAP	NAP	NAP	NAP	-	-
97.2.7 2nd inst courts_Incoming cases_Non-litigious business registry cases			NA	NA	NA	NA	NA	NA	NA	NAP	-	-
97.2.8 2nd inst courts_Incoming cases_Other registry cases			NAP	NAP	NAP	NAP	NAP	NAP	NAP	NAP	-	-
97.2.9 2nd inst courts_Incoming cases_Other non-litigious cases			NA	NA	NAP	NAP	NAP	NAP	NAP	NAP	-	-
97.2.10 2nd inst courts_Incoming cases_Administrative law cases			18	21	12	1	2	-	-	-	-	-
97.2.11 2nd inst courts_Incoming cases_Other cases			NA	NA	NAP	NAP	NAP	NAP	NAP	NAP	-	-
97.3.1 2nd inst courts_Resolved cases_Total of other than criminal law cases (1+2+3+4)			76 953	86 002	77 663	56 800	44 373	38 222	29 114	25 333	-	-13,0%

Slovak Republic

(2012-2021) data tables

Question	2012	2013	2014	2015	2016	2017	2018	2019	2020	2021	Variations for quantitative questions	
											2012-2021	2020-2021
97.3.2 2nd inst courts_Resolved cases_Civil (and commercial) litigious cases			NA	NA	43 843	31 935	26 577	23 452	18 108	14 574	-	-19,5%
97.3.3 2nd inst courts_Resolved cases_Non litigious cases (2.1+2.2+2.3)			NA	NA	NA	24 860	17 791	14 770	11 005	10 759	-	-2,2%
97.3.4 2nd inst courts_Resolved cases_General civil (and commercial) non-litigious cases			NA	NA	33 809	24 860	17 791	14 770	11 005	10 759	-	-2,2%
97.3.5 2nd inst courts_Resolved cases_Registry cases (2.2.1+2.2.2+2.2.3)			NA	NA	NA	NA	NA	NA	NA	NAP	-	-
97.3.6 2nd inst courts_Resolved cases_Non litigious land registry cases			NAP	NAP	NAP	NAP	NAP	NAP	NAP	NAP	-	-
97.3.7 2nd inst courts_Resolved cases_Non-litigious business registry cases			NA	NA	NA	NA	NA	NA	NA	NAP	-	-
97.3.8 2nd inst courts_Resolved cases_Other registry cases			NAP	NAP	NAP	NAP	NAP	NAP	NAP	NAP	-	-
97.3.9 2nd inst courts_Resolved cases_Other non-litigious cases			NA	NA	NAP	NAP	NAP	NAP	NAP	NAP	-	-
97.3.10 2nd inst courts_Resolved cases_Administrative law cases			20	19	11	5	5	-	1	-	-	-
97.3.11 2nd inst courts_Resolved cases_Other cases			NA	NA	NAP	NAP	NAP	NAP	NAP	NAP	-	-
97.4.1 2nd inst courts_Pending cases on 31 Dec. Total of other than criminal law cases (1+2+3+4)			36 764	38 450	21 695	19 219	17 427	13 616	11 550	9 697	-	-16,0%
97.4.2 2nd inst courts_Pending cases on 31 Dec. Civil (and commercial) litigious cases			NA	NA	14 498	14 667	13 533	11 248	8 798	7 187	-	-18,3%
97.4.3 2nd inst courts_Pending cases on 31 Dec. Non litigious cases (2.1+2.2+2.3)			NA	NA	NA	4 548	3 893	2 367	2 752	2 510	-	-8,8%
97.4.4 2nd inst courts_Pending cases on 31 Dec. General civil (and commercial) non-litigious cases			NA	NA	7 188	4 548	3 893	2 367	2 752	2 510	-	-8,8%
97.4.5 2nd inst courts_Pending cases on 31 Dec. Registry cases (2.2.1+2.2.2+2.2.3)			NA	NA	NA	NA	NA	NA	NA	NAP	-	-
97.4.6 2nd inst courts_Pending cases on 31 Dec. Non litigious land registry cases			NAP	NAP	NAP	NAP	NAP	NAP	NAP	NAP	-	-
97.4.7 2nd inst courts_Pending cases on 31 Dec. Non-litigious business registry cases			NA	NA	NA	NA	NA	NA	NA	NAP	-	-
97.4.8 2nd inst courts_Pending cases on 31 Dec. Other registry cases			NAP	NAP	NAP	NAP	NAP	NAP	NAP	NAP	-	-
97.4.9 2nd inst courts_Pending cases on 31 Dec. Other non-litigious cases			NA	NA	NAP	NAP	NAP	NAP	NAP	NAP	-	-
97.4.10 2nd inst courts_Pending cases on 31 Dec. Administrative law cases			6	8	9	4	1	1	-	-	-	-

Slovak Republic

(2012-2021) data tables

Question	2012	2013	2014	2015	2016	2017	2018	2019	2020	2021	Variations for quantitative questions	
											2012-2021	2020-2021
97.4.11 2nd inst courts_Pending cases on 31 Dec. Other cases			NA	NA	NAP	NAP	NAP	NAP	NAP	NAP	-	-
97.5.1 2nd inst courts_Pending more than 2 years - Total of other than criminal law cases (1+2+3+4)			-	-	NA	NA	NA	NA	600	705	-	17,5%
97.5.2 2nd inst courts_Pending more than 2 years - Civil (and commercial) litigious cases			-	-	NA	NA	NA	NA	588	685	-	16,5%
97.5.10 2nd inst courts_Pending more than 2 years - Administrative law cases			-	-	NA	NA	NA	NA	-	-	-	-

Clearance rate and disposition time for second instance other than criminal law cases (Q97)												
CR Total of other than criminal law cases			87,8%	98,1%	114,0%	121,1%	104,2%	111,1%	107,6%	107,9%	-	0,25
CR Civil (and commercial) litigious cases			NA	NA	125,4%	115,9%	104,6%	110,8%	115,6%	112,4%	-	(3,22)
CR Non litigious cases (2.1+2.2+2.3)			NA	NA	NA	128,4%	103,6%	111,5%	96,6%	102,3%	-	5,68
CR General civil (and commercial) non-litigious cases			NA	NA	102,0%	128,4%	103,6%	111,5%	96,6%	102,3%	-	5,68
CR Registry cases (2.2.1+2.2.2+2.2.3)			NA	NA	NA	NA	NA	NA	NA	NAP	-	-
CR Non litigious land registry cases			NAP	NAP	NAP	NAP	NAP	NAP	NAP	NAP	-	-
CR Non-litigious business registry cases			NA	NA	NA	NA	NA	NA	NA	NAP	-	-
CR Other registry cases			NAP	NAP	NAP	NAP	NAP	NAP	NAP	NAP	-	-
CR Other non-litigious cases			NA	NA	NAP	NAP	NAP	NAP	NAP	NAP	-	-
CR Administrative law cases			111,1%	90,5%	91,7%	500,0%	250,0%	-	-	-	-	-
CR Other cases (e.g. insolvency registry cases)			NA	NA	NAP	NAP	NAP	NAP	NAP	NAP	-	-
DT Total of other than criminal law cases			174	163	102	124	143	130	145	140	-	-3,5%
DT Civil (and commercial) litigious cases			NA	NA	121	168	186	175	177	180	-	1,5%
DT Non litigious cases (2.1+2.2+2.3)			NA	NA	NA	67	80	58	91	85	-	-6,7%

Slovak Republic

(2012-2021) data tables

Question	2012	2013	2014	2015	2016	2017	2018	2019	2020	2021	Variations for quantitative questions	
											2012-2021	2020-2021
DT General civil (and commercial) non-litigious cases			NA	NA	78	67	80	58	91	85	-	-6,7%
DT Registry cases (2.2.1+2.2.2+2.2.3)			NA	NA	NA	NA	NA	NA	NA	NAP	-	-
DT Non litigious land registry cases			NAP	NAP	NAP	NAP	NAP	NAP	NAP	NAP	-	-
DT Non-litigious business registry cases			NA	NA	NA	NA	NA	NA	NA	NAP	-	-
DT Other registry cases			NAP	NAP	NAP	NAP	NAP	NAP	NAP	NAP	-	-
DT Other non-litigious cases			NA	NA	NAP	NAP	NAP	NAP	NAP	NAP	-	-
DT Administrative law cases			110	154	299	292	73	-	-	-	-	-
DT Other cases (e.g. insolvency registry cases)			NA	NA	NAP	NAP	NAP	NAP	NAP	NAP	-	-

Supreme courts' other than criminal law cases (Q99)												
99.1.1 High inst courts_Pending cases on 1 Jan. Total of other than criminal law cases (1+2+3+4)			9 240	11 948	12 799	7 992	5 575	4 257	3 804	4 209	-	10,6%
99.1.2 High inst courts_Pending cases on 1 Jan. Civil (and commercial) litigious cases			NA	NA	NA	4 185	3 050	2 157	1 927	2 317	-	20,2%
99.1.3 High inst courts_Pending cases on 1 Jan. Non litigious cases (2.1+2.2+2.3)			NA	NA	NA	NA	NA	NA	NA	NAP	-	-
99.1.4 High inst courts_Pending cases on 1 Jan. General civil (and commercial) non-litigious cases			NA	NA	NA	NA	NA	NA	NA	NAP	-	-
99.1.5 High inst courts_Pending cases on 1 Jan. Registry cases (2.2.1+2.2.2+2.2.3)			NAP	NAP	NAP	NAP	NAP	NAP	NAP	NAP	-	-
99.1.6 High inst courts_Pending cases on 1 Jan. Non litigious land registry cases			NAP	NAP	NAP	NAP	NAP	NAP	NAP	NAP	-	-
99.1.7 High inst courts_Pending cases on 1 Jan. Non-litigious business registry cases			NAP	NAP	NAP	NAP	NAP	NAP	NAP	NAP	-	-
99.1.8 High inst courts_Pending cases on 1 Jan. Other registry cases			NAP	NAP	NAP	NAP	NAP	NAP	NAP	NAP	-	-
99.1.9 High inst courts_Pending cases on 1 Jan. Other non-litigious cases			NAP	NAP	NAP	NAP	NAP	NAP	NAP	NAP	-	-
99.1.10 High inst courts_Pending cases on 1 Jan. Administrative law cases			2 280	3 333	4 086	3 807	2 525	2 100	1 877	1 891	-	0,7%

Slovak Republic

(2012-2021) data tables

Question	2012	2013	2014	2015	2016	2017	2018	2019	2020	2021	Variations for quantitative questions	
											2012-2021	2020-2021
99.1.11 High inst courts_Pending cases on 1 Jan. Other cases (e.g. insolvency registry cases)			NAP	NAP	NAP	NAP	NAP	NAP	NAP	NAP	-	-
99.2.1 High inst courts_Incoming cases_Total of other than criminal law cases (1+2+3+4)			17 941	20 477	13 460	9 515	7 442	5 816	5 583	3 985	-	-28,6%
99.2.2 High inst courts_Incoming cases_Civil (and commercial) litigious cases			NA	NA	NA	7 445	5 287	3 857	3 789	3 101	-	-18,2%
99.2.3 High inst courts_Incoming cases_Non litigious cases (2.1+2.2+2.3)			NA	NA	NA	NA	NA	NA	NA	NAP	-	-
99.2.4 High inst courts_Incoming cases_General civil (and commercial) non-litigious cases			NA	NA	NA	NA	NA	NA	NA	NAP	-	-
99.2.5 High inst courts_Incoming cases_Registry cases (2.2.1+2.2.2+2.2.3)			NAP	NAP	NAP	NAP	NAP	NAP	NAP	NAP	-	-
99.2.6 High inst courts_Incoming cases_Non litigious land registry cases			NAP	NAP	NAP	NAP	NAP	NAP	NAP	NAP	-	-
99.2.7 High inst courts_Incoming cases_Non-litigious business registry cases			NAP	NAP	NAP	NAP	NAP	NAP	NAP	NAP	-	-
99.2.8 High inst courts_Incoming cases_Other registry cases			NAP	NAP	NAP	NAP	NAP	NAP	NAP	NAP	-	-
99.2.9 High inst courts_Incoming cases_Other non-litigious cases			NAP	NAP	NAP	NAP	NAP	NAP	NAP	NAP	-	-
99.2.10 High inst courts_Incoming cases_Administrative law cases			4 966	4 800	3 641	2 070	2 155	1 959	1 794	884	-	-50,7%
99.2.11 High inst courts_Incoming cases_Other cases (e.g. insolvency registry cases)			NAP	NAP	NAP	NAP	NAP	NAP	NAP	NAP	-	-
99.3.1 High inst courts_Resolved cases_Total of other than criminal law cases (1+2+3+4)			15 233	19 301	18 267	12 410	8 760	6 269	5 179	3 638	-	-29,8%
99.3.2 High inst courts_Resolved cases_Civil (and commercial) litigious cases			NA	NA	NA	9 058	6 180	4 087	3 399	2 788	-	-18,0%
99.3.3 High inst courts_Resolved cases_Non litigious cases (2.1+2.2+2.3)			NA	NA	NA	NA	NA	NA	NA	NAP	-	-
99.3.4 High inst courts_Resolved cases_General civil (and commercial) non-litigious cases			NA	NA	NA	NA	NA	NA	NA	NAP	-	-
99.3.5 High inst courts_Resolved cases_Registry cases (2.2.1+2.2.2+2.2.3)			NAP	NAP	NAP	NAP	NAP	NAP	NAP	NAP	-	-
99.3.6 High inst courts_Resolved cases_Non litigious land registry cases			NAP	NAP	NAP	NAP	NAP	NAP	NAP	NAP	-	-
99.3.7 High inst courts_Resolved cases_Non-litigious business registry cases			NAP	NAP	NAP	NAP	NAP	NAP	NAP	NAP	-	-
99.3.8 High inst courts_Resolved cases_Other registry cases			NAP	NAP	NAP	NAP	NAP	NAP	NAP	NAP	-	-

Slovak Republic

(2012-2021) data tables

Question	2012	2013	2014	2015	2016	2017	2018	2019	2020	2021	Variations for quantitative questions	
											2012-2021	2020-2021
99.3.9 High inst courts_Resolved cases_Other non-litigious cases			NAP	NAP	NAP	NAP	NAP	NAP	NAP	NAP	-	-
99.3.10 High inst courts_Resolved cases_Administrative law cases			3 913	4 031	3 920	3 352	2 580	2 182	1 780	849	-	-52,3%
99.3.11 High inst courts_Resolved cases_Other cases (e.g. insolvency registry cases)			NAP	NAP	NAP	NAP	NAP	NAP	NAP	NAP	-	-
99.4.1 High inst courts_Pending cases on 31 Dec. Total of other than criminal law cases (1+2+3+4)			11 948	13 124	7 992	5 097	4 257	3 804	4 208	4 556	-	8,3%
99.4.2 High inst courts_Pending cases on 31 Dec. Civil (and commercial) litigious cases			NA	NA	NA	2 572	2 157	1 927	2 317	2 630	-	13,5%
99.4.3 High inst courts_Pending cases on 31 Dec. Non litigious cases (2.1+2.2+2.3)			NA	NA	NA	NA	NA	NA	NA	NAP	-	-
99.4.4 High inst courts_Pending cases on 31 Dec. General civil (and commercial) non-litigious cases			NA	NA	NA	NA	NA	NA	NA	NAP	-	-
99.4.5 High inst courts_Pending cases on 31 Dec. Registry cases (2.2.1+2.2.2+2.2.3)			NAP	NAP	NAP	NAP	NAP	NAP	NAP	NAP	-	-
99.4.6 High inst courts_Pending cases on 31 Dec. Non litigious land registry cases			NAP	NAP	NAP	NAP	NAP	NAP	NAP	NAP	-	-
99.4.7 High inst courts_Pending cases on 31 Dec. Non-litigious business registry cases			NAP	NAP	NAP	NAP	NAP	NAP	NAP	NAP	-	-
99.4.8 High inst courts_Pending cases on 31 Dec. Other registry cases			NAP	NAP	NAP	NAP	NAP	NAP	NAP	NAP	-	-
99.4.9 High inst courts_Pending cases on 31 Dec. Other non-litigious cases			NAP	NAP	NAP	NAP	NAP	NAP	NAP	NAP	-	-
99.4.10 High inst courts_Pending cases on 31 Dec. Administrative law cases			3 333	4 102	3 807	2 525	2 100	1 877	1 891	1 926	-	1,9%
99.4.11 High inst courts_Pending cases on 31 Dec. Other cases (e.g. insolvency registry cases)			NAP	NAP	NAP	NAP	NAP	NAP	NAP	NAP	-	-
99.5.1 High inst courts_Pending more than 2 years - Total of other than criminal law cases (1+2+3+4)			-	-	NA	NA	NA	NA	221	469	-	112,2%
99.5.2 High inst courts_Pending more than 2 years - Civil (and commercial) litigious cases			-	-	NA	NA	NA	NA	83	123	-	48,2%
99.5.10 High inst courts_Pending more than 2 years - Administrative law cases			-	-	NA	NA	NA	NA	138	346	-	150,7%
Clearance rate and disposition time for Supreme courts' other than criminal law cases (Q97)												
CR Total of other than criminal law cases			84,9%	94,3%	135,7%	130,4%	117,7%	107,8%	92,8%	91,3%	-	(1,47)
CR Civil (and commercial) litigious cases			NA	NA	NA	121,7%	116,9%	106,0%	89,7%	89,9%	-	0,20

Slovak Republic

(2012-2021) data tables

Question	2012	2013	2014	2015	2016	2017	2018	2019	2020	2021	Variations for quantitative questions	
											2012-2021	2020-2021
CR Non litigious cases (2.1+2.2+2.3)			NA	NA	NA	NA	NA	NA	NA	NAP	-	-
CR General civil (and commercial) non-litigious cases			NA	NA	NA	NA	NA	NA	NA	NAP	-	-
CR Registry cases (2.2.1+2.2.2+2.2.3)			NAP	NAP	NAP	NAP	NAP	NAP	NAP	NAP	-	-
CR Non litigious land registry cases			NAP	NAP	NAP	NAP	NAP	NAP	NAP	NAP	-	-
CR Non-litigious business registry cases			NAP	NAP	NAP	NAP	NAP	NAP	NAP	NAP	-	-
CR Other registry cases			NAP	NAP	NAP	NAP	NAP	NAP	NAP	NAP	-	-
CR Other non-litigious cases			NAP	NAP	NAP	NAP	NAP	NAP	NAP	NAP	-	-
CR Administrative law cases			78,8%	84,0%	107,7%	161,9%	119,7%	111,4%	99,2%	96,0%	-	(3,18)
CR Other cases (e.g. insolvency registry cases)			NAP	NAP	NAP	NAP	NAP	NAP	NAP	NAP	-	-
DT Total of other than criminal law cases			286	248	160	150	177	221	297	457	-	54,1%
DT Civil (and commercial) litigious cases			NA	NA	NA	104	127	172	249	344	-	38,4%
DT Non litigious cases (2.1+2.2+2.3)			NA	NA	NA	NA	NA	NA	NA	NAP	-	-
DT General civil (and commercial) non-litigious cases			NA	NA	NA	NA	NA	NA	NA	NAP	-	-
DT Registry cases (2.2.1+2.2.2+2.2.3)			NAP	NAP	NAP	NAP	NAP	NAP	NAP	NAP	-	-
DT Non litigious land registry cases			NAP	NAP	NAP	NAP	NAP	NAP	NAP	NAP	-	-
DT Non-litigious business registry cases			NAP	NAP	NAP	NAP	NAP	NAP	NAP	NAP	-	-
DT Other registry cases			NAP	NAP	NAP	NAP	NAP	NAP	NAP	NAP	-	-
DT Other non-litigious cases			NAP	NAP	NAP	NAP	NAP	NAP	NAP	NAP	-	-
DT Administrative law cases			311	371	354	275	297	314	388	828	-	113,5%
DT Other cases (e.g. insolvency registry cases)			NAP	NAP	NAP	NAP	NAP	NAP	NAP	NAP	-	-

Slovak Republic

(2012-2021) data tables

Question	2012	2013	2014	2015	2016	2017	2018	2019	2020	2021	Variations for quantitative questions	
											2012-2021	2020-2021
First instance criminal law cases (Q94)												
094.1.1 Total - pending 1 Jan									22 452	22 504	-	0,2%
094.1.2 Severe cases - pending 1 Jan									NA	NA	-	-
094.1.3 Misdemeanour cases - pending 1 Jan									NA	NA	-	-
094.1.4 Other - pending 1 Jan									NA	NA	-	-
094.2.1 Total -incoming									65 860	62 601	-	-4,9%
094.2.2 Severe cases - incoming									NA	NA	-	-
094.2.3 Misdemeanour cases - incoming									NA	NA	-	-
094.2.4 Other - incoming									NA	NA	-	-
094.3.1 Total - resolved									65 808	61 961	-	-5,8%
094.3.2 Severe cases -resolved									NA	NA	-	-
094.3.3 Misdemeanour cases - resolved									NA	NA	-	-
094.3.4 Other - resolved									NA	NA	-	-
094.4.1 Total - pending 31 Dec									22 504	23 144	-	2,8%
094.4.2 Severe cases - pending 31 Dec									NA	NA	-	-
094.4.3 Misdemeanour cases - pending 31 Dec									NA	NA	-	-
094.4.4 Other - pending 31 Dec									NA	NA	-	-
094.5.1 Total - pending more then 2 years									2 511	2 912	-	16,0%
094.5.2 Severe cases - pending more then 2 years									NA	NA	-	-

Slovak Republic

(2012-2021) data tables

Question	2012	2013	2014	2015	2016	2017	2018	2019	2020	2021	Variations for quantitative questions	
											2012-2021	2020-2021
094.5.3 Misdemeanour cases - pending more then 2 years									NA	NA	-	-
094.5.4 Other - pending more then 2 years									NA	NA	-	-
Clearance rate and disposition time for first instance criminal law cases (Q94)												
CR of Total									99,9%	99,0%	-	(0,9)
CR of Severe cases									NA	NA	-	-
CR of Misdemeanour cases									NA	NA	-	-
CR of Other									NA	NA	-	-
DT of Total									125	136	-	9,2%
DT of Severe cases									NA	NA	-	-
DT of Misdemeanour cases									NA	NA	-	-
DT of Other									NA	NA	-	-
Second instance criminal law cases (Q98)												
098.1.1 Total - pending 1 Jan									1 085	1 111	-	2,4%
098.1.2 Severe cases - pending 1 Jan									1 085	NA	-	-
098.1.3 Misdemeanour cases - pending 1 Jan									NA	NA	-	-
098.1.4 Other - pending 1 Jan									NA	NA	-	-
098.2.1 Total -incoming									9 080	8 295	-	-8,6%
098.2.2 Severe cases - incoming									9 080	NA	-	-
098.2.3 Misdemeanour cases - incoming									NA	NA	-	-

Slovak Republic

(2012-2021) data tables

Question	2012	2013	2014	2015	2016	2017	2018	2019	2020	2021	Variations for quantitative questions	
											2012-2021	2020-2021
098.2.4 Other - incoming									NA	NA	-	-
098.3.1 Total - resolved									9 054	8 267	-	-8,7%
098.3.2 Severe cases -resolved									9 054	NA	-	-
098.3.3 Misdemeanour cases - resolved									NA	NA	-	-
098.3.4 Other - resolved									NA	NA	-	-
098.4.1 Total - pending 31 Dec									1 111	1 139	-	2,5%
098.4.2 Severe cases - pending 31 Dec									1 111	NA	-	-
098.4.3 Misdemeanour cases - pending 31 Dec									NA	NA	-	-
098.4.4 Other - pending 31 Dec									NA	NA	-	-
098.5.1 Total - pending more then 2 years									7	15	-	114,3%
098.5.2 Severe cases - pending more then 2 years									7	NA	-	-
098.5.3 Misdemeanour cases - pending more then 2 years									NA	NA	-	-
098.5.4 Other - pending more then 2 years									NA	NA	-	-
Clearance rate and disposition time for second instance criminal law cases (Q98)												
CR of Total									99,7%	99,7%	-	(0,05)
CR o2 Severe cases									99,7%	NA	-	-
CR of Misdemeanour cases									NA	NA	-	-
CR of Other									NA	NA	-	-
DT of Total									45	50	-	12,3%

Slovak Republic

(2012-2021) data tables

Question	2012	2013	2014	2015	2016	2017	2018	2019	2020	2021	Variations for quantitative questions	
											2012-2021	2020-2021
DT of Severe cases									45	NA	-	-
DT of Misdemeanour cases									NA	NA	-	-
DT of Other									NA	NA	-	-
Supreme courts' criminal law cases (Q100)												
100.1.1 Total - pending 1 Jan									268	278	-	3,7%
100.1.2 Severe cases - pending 1 Jan									268	NA	-	-
100.1.3 Misdemeanour cases - pending 1 Jan									NA	NA	-	-
100.1.4 Other - pending 1 Jan									NAP	NAP	-	-
100.2.1 Total -incoming									1 016	1 099	-	8,2%
100.2.2 Severe cases - incoming									1 016	NA	-	-
100.2.3 Misdemeanour cases - incoming									NA	NA	-	-
100.2.4 Other - incoming									NAP	NAP	-	-
100.3.1 Total - resolved									1 006	1 061	-	5,5%
100.3.2 Severe cases -resolved									1 006	NA	-	-
100.3.3 Misdemeanour cases - resolved									NA	NA	-	-
100.3.4 Other - resolved									NAP	NAP	-	-
100.4.1 Total - pending 31 Dec									278	316	-	13,7%
100.4.2 Severe cases - pending 31 Dec									278	NA	-	-
100.4.3 Misdemeanour cases - pending 31 Dec									NA	NA	-	-
100.4.4 Other - pending 31 Dec									NAP	NAP	-	-

Slovak Republic

(2012-2021) data tables

Question	2012	2013	2014	2015	2016	2017	2018	2019	2020	2021	Variations for quantitative questions	
											2012-2021	2020-2021
100.5.1 Total - pending more then 2 years									NA	7	-	-
100.5.2 Severe cases - pending more then 2 years									NA	NA	-	-
100.5.3 Misdemeanour cases - pending more then 2 years									NA	NA	-	-
100.5.4 Other - pending more then 2 years									NAP	NAP	-	-
Clearance rate and disposition time for supreme courts' criminal law cases (Q100)												
CR of Total									99,0%	96,5%	-	(2,47)
CR of Severe cases									99,0%	NA	-	-
CR of Misdemeanour cases									NA	NA	-	-
CR of Other									NAP	NAP	-	-
DT of Total									101	109	-	7,8%
DT of Severe cases									101	NA	-	-
DT of Misdemeanour cases									NA	NA	-	-
DT of Other									NAP	NAP	-	-
Indicator 4: Public prosecution services												
(Q107, Q107-1, Q109)												
1. Pending cases on 1 Jan. ref. year									20 692	NA	-	-
2. Incoming/received cases									57 244	53 113	-	-7,2%
3. Processed cases (3.1 + 3.2 + 3.3 + 3.4)									NA	NA	-	-
3.1. Discontinued during the reference year (3.1.1+3.1.2+3.1.3+3.1.4.)									10 236	15 366	-	50,1%

Slovak Republic

(2012-2021) data tables

Question	2012	2013	2014	2015	2016	2017	2018	2019	2020	2021	Variations for quantitative questions	
											2012-2021	2020-2021
3.1.1 Discontinued by the public prosecutor because the offender could not be identified									NA	NA	-	-
3.1.2 Discontinued by the public prosecutor due to the lack of an established offence or a specific legal situation									NA	NA	-	-
3.1.3 Discontinued by the public prosecutor for reasons of opportunity									NA	NA	-	-
3.1.4 Discontinued for other reasons									NA	NA	-	-
3.2. Concluded by a penalty or a measure imposed or negotiated by the public prosecutor									1 556	1 355	-	-12,9%
3.3. Cases closed by the public prosecutor for other reasons									NA	NA	-	-
3.4. Cases brought to court									22 978	21 391	-	-6,9%
4. Pending cases on 31 Dec. ref. year									20 390	NA	-	-
Public prosecution: Ratio of processed cases with incoming cases									NA	NA	-	-
Public prosecution: Ratio of pending cases with incoming cases									0,36	NA	-	-
Number of cases concluded with the guilty plea procedure - Total									1 356	1 422	-	4,9%
Number of cases concluded with the guilty plea procedure - Total - Severe criminal cases									NA	NA	-	-
Number of cases concluded with the guilty plea procedure - Total - Misdemeanour and / or minor criminal cases									NA	NA	-	-
Number of cases concluded with the guilty plea procedure - Before the main trial - Total									NA	NA	-	-
Number of cases concluded with the guilty plea procedure - Before the main trial - Severe criminal cases									NA	NA	-	-
Number of cases concluded with the guilty plea procedure - Before the main trial - Misdemeanour and / or minor criminal cases									NA	NA	-	-

Slovak Republic

(2012-2021) data tables

Question	2012	2013	2014	2015	2016	2017	2018	2019	2020	2021	Variations for quantitative questions	
											2012-2021	2020-2021
Number of cases concluded with the guilty plea procedure - During the main trial - Total									NA	NA	-	-
Number of cases concluded with the guilty plea procedure - During the main trial - Severe criminal cases									NA	NA	-	-
Number of cases concluded with the guilty plea procedure - During the main trial - Misdemeanour and / or minor criminal cases									NA	NA	-	-
Budget of public prosecution services (Q13)												
Total approved annual public budget allocated to the public prosecution services in €	60 309 536	65 324 149	70 099 751	76 888 494	83 121 003	95 273 918	98 894 576	106 705 475	113 790 569	115 422 855	91,4%	1,43%
Total implemented annual public budget allocated to the public prosecution services in €	-	-	83 601 297	83 902 472	95 238 564	97 666 837	101 256 967	115 723 212	114 694 261	118 620 409	-	3,42%
Approved annual public budget allocated to training of public prosecution services in € (included in the total)	-	-	-	-	-	-	20 025	14 328	28 233	19 294	-	-31,66%
Implemented annual public budget allocated to training of public prosecution services in € (included in the total)	-	-	-	-	-	-	32 513	24 814	12 910	21 110	-	63,52%

Indicator 5: Access to justice												
Legal aid												
(Q16, Q18, Q19, Q20, Q20-1)												
16.1.1 Legal aid applies to representation in court (criminal cases)	Yes	-	Yes	Yes	True	True	True	True	True	True	True	
16.1.2 Legal aid applies to legal advice (criminal cases)	Yes	-	Yes	Yes	True	True	True	True	True	True	True	
16.2.1 Legal aid applies to representation in court (other than criminal cases)	Yes	-	Yes	Yes	True	True	True	True	True	True	True	
16.2.2 Legal aid applies to legal advice (other than criminal cases)	Yes	-	Yes	Yes	True	True	True	True	True	True	True	

Slovak Republic

(2012-2021) data tables

Question	2012	2013	2014	2015	2016	2017	2018	2019	2020	2021	Variations for quantitative questions	
											2012-2021	2020-2021
18.1.1 Legal aid for the enforcement of judicial decisions					False	False	False	False	False	False		
19.1.1 Legal aid granted for other costs - criminal cases									False	False		
19.1.2 Legal aid granted for other costs - other than criminal cases									True	True		
020.1.1 Total									NA	NA	-	-
020.1.2 Total - criminal cases									NA	NA	-	-
020.1.3 Total - other than criminal cases									11 432	11 761	-	0,03
020.2.1 Total brought to court									NA	NA	-	-
020.2.2 Broight to court - criminal cases									NA	NA	-	-
020.2.3 Brought to court - other then criminal									NA	NA	-	-
020.3.1 Total not brought to court									NA	NA	-	-
020.3.2 Not broight to court - criminal cases									NA	NA	-	-
020.3.3 Not brought to court - other then criminal									NA	NA	-	-
020-1.1.1 Maximum duration prescribed in law/regulation									30	30	-	-
020-1.1.2 Average duration									30	30	-	-
System for compensating users												
(Q37)												
037.1.1 Requests for compensation - Total									NA	NA	-	-
037.1.2 Requests for compensation - Excessive length of proceedings									NA	NA	-	-
037.1.3 Requests for compensation - Non-execution of court decisions									NA	NA	-	-
037.1.4 Requests for compensation - Wrongful arrest									NA	NA	-	-

Slovak Republic

(2012-2021) data tables

Question	2012	2013	2014	2015	2016	2017	2018	2019	2020	2021	Variations for quantitative questions	
											2012-2021	2020-2021
037.1.5 Requests for compensation - Wrongful conviction									NA	NA	-	-
037.1.6 Requests for compensation - Other									NA	NA	-	-
037.2.1 Condemnations - Total									NA	NA	-	-
037.2.2 Condemnations - Excessive length of proceedings									NA	NA	-	-
037.2.3 Condemnations - Non-execution of court decisions									NA	NA	-	-
037.2.4 Condemnations - Wrongful arrest									NA	NA	-	-
037.2.5 Condemnations - Wrongful conviction									NA	NA	-	-
037.2.6 Condemnations - Other									NA	NA	-	-
037.3.1 Amount - Total									NA	NA	-	-
037.3.2 Amount - Excessive length of proceedings									NA	NA	-	-
037.3.3 Amount - Non-execution of court decisions									NA	NA	-	-
037.3.4 Amount - Wrongful arrest									NA	NA	-	-
037.3.5 Amount - Wrongful conviction									NA	NA	-	-
037.3.6 Amount - Other									NA	NA	-	-
Indicator 6: The ICT tools of courts and for court users												
(Q62-7, Q62-7-1, Q62-8, Q62-8-1, Q63-6, Q63-7, Q63-7-1)												
62-7 Writing assistance tools coordinated at national level							True	True	True	True		
62-7-1.1 Deployment rate in civil matter							50-99%	50-99%	50-99%	50-99%		
62-7-1.2 Deployment rate in criminal matter							50-99%	50-99%	50-99%	50-99%		

Slovak Republic

(2012-2021) data tables

Question	2012	2013	2014	2015	2016	2017	2018	2019	2020	2021	Variations for quantitative questions	
											2012-2021	2020-2021
62-7-1.3 Deployment rate in administrative matter							50-99%	50-99%	50-99%	50-99%		
62-8 Voice recording tools							True	True	True	True		
62-8-1.1.1 Availability of simple dictation tools in civil matter							in all courts	in all courts	in all courts			
62-8-1.1.2 Availability of simple dictation tools in criminal matter							in all courts	in all courts	in all courts			
62-8-1.1.3 Availability of simple dictation tools in administrative matter							in all courts	in all courts	in all courts			
62-8-1.2.1 Availability of multiple speakers recording tools in civil matter							in all courts	in all courts	in all courts	in all courts		
62-8-1.2.2 Availability of multiple speakers recording tools in criminal matter							in all courts	in all courts	in all courts	in all courts		
62-8-1.2.3 Availability of multiple speakers recording tools in administrative matter							in all courts	in all courts	in all courts	in all courts		
62-8-1.3.1 Availability of voice recognition in civil matter							No	No	No	No		
62-8-1.3.2 Availability of voice recognition in criminal matter							No	No	No	No		
62-8-1.3.3 Availability of voice recognition in administrative matter							No	No	Yes	No		
063-6.1.1 Budgetary and financial management of courts (deployment rate)						-	50-99%	100%	100%	100%		
063-6.1.2 Justice expenses management (deployment rate)						-	50-99%	100%	100%	100%		
063-6.1.3 Other financial management tools (deployment rate)						-	NA	NA	0% (NAP)	0% (NAP)		
063-6.2.1 Budgetary and financial management of courts (Data consolidated at national level)						-	True	True	True	True		
063-6.2.2 Justice expenses management (Data consolidated at national level)						-	True	True	True	True		
063-6.2.3 Other financial management tools (Data consolidated at national level)						-	False	NAP	NAP	NAP		
063-6.3.1 Budgetary and financial management of courts (System communicating with other ministries)						-	True	True	True	True		
063-6.3.2 Justice expenses management (System communicating with other ministries)						-	True	True	True	True		
063-6.3.3 Other financial management tools (System communicating with other ministries)						-	False	NAP	NAP	NAP		

Slovak Republic

(2012-2021) data tables

Question	2012	2013	2014	2015	2016	2017	2018	2019	2020	2021	Variations for quantitative questions	
											2012-2021	2020-2021
63-7.1 Measurement tools to assess the workload							True	True	True	True		
63-7-1.1.1 Deployment rate - workload of judges							50-99%	50-99%	100%	100%		
63-7-1.1.2 Deployment rate - workload of prosecutors							NA	NA	NA	NA		
63-7-1.1.3 Deployment rate - workload of non-judge and non-prosecutor staff							10-49%	10-49%	10-49%	10-49%		
63-7-1.2.1 Monitoring on national level - judges							NA	NA	NA	NA		
63-7-1.2.2 Monitoring on national level - prosecutors							NA	NA	NA	NA		
63-7-1.2.2 Monitoring on national level - non-judge and non-prosecutor staff							NA	NA	NA	NA		
63-7-1.3.1 Monitoring on court level - judges							False	False	False	False		
63-7-1.3.2 Monitoring on court level - prosecutors							False	False	False	False		
63-7-1.3.3 Monitoring on court level - non-judge and non-prosecutor staff							True	True	True	True		

Indicator 7: Professionals of justice												
(Q46, Q46-2, Q52, Q52-1, Q55, Q60, Q4, Q132, Q133, Q144, Q145, Q146)												
46.1.1 Total Number of professional judges	1 307	1 342	1 322	1 292	1 311	1 376	1 378	1 370	1 306	1 386	6,0%	6,1%
46.1.2 Number of 1st inst professional judges	871	888	877	846	859	905	907	895	862	921	5,7%	6,8%
46.1.3 Number of 2nd inst professional judges	352	370	369	369	374	392	393	398	367	402	14,2%	9,5%
46.1.4 Number of Supreme court professional judges	84	84	76	77	78	79	78	77	77	63	-25,0%	-18,2%
46.2.1 Number of professional judges_males	489	503	496	493	501	506	513	552	492	499	2,0%	1,4%
46.2.2 Number of 1st instance professional judges_males	310	319	318	313	322	326	336	347	319	319	2,9%	0,0%
46.2.3 Number of 2nd instance professional judges_males	140	145	146	151	147	148	147	175	143	151	7,9%	5,6%

Slovak Republic

(2012-2021) data tables

Question	2012	2013	2014	2015	2016	2017	2018	2019	2020	2021	Variations for quantitative questions	
											2012-2021	2020-2021
46.2.4 Number of Supreme court professional judges_males	39	39	32	29	32	32	31	30	30	29	-25,6%	-3,3%
46.3.1 Number of professional judges_females	818	839	826	799	810	870	865	818	814	887	8,4%	9,0%
46.3.2 Number of 1st inst professional judges_females	561	569	559	533	537	579	571	548	543	602	7,3%	10,9%
46.3.3 Number of 2nd inst professional judges_females	212	225	223	218	227	244	246	223	224	251	18,4%	12,1%
46.3.4 Number of Supreme court professional judges_females	45	45	44	48	46	47	47	47	47	34	-24,4%	-27,7%
046-2.1.1 Number of professional judges (FTE) - Total	-	-	-	-	-	-	-	-	1 295	1 386	-	7,0%
046-2.1.2 Professional judges of first instance (FTE) - Total	-	-	-	-	-	-	-	-	852	921	-	8,1%
046-2.1.3 Professional judges of second instance (FTE) - Total	-	-	-	-	-	-	-	-	366	402	-	9,8%
046-2.1.4 Professional judges of supreme court (FTE) - Total	-	-	-	-	-	-	-	-	77	63	-	-18,2%
046-2.2.1 Number of professional judges (FTE) - Civil and commercial	-	-	-	-	-	-	-	-	918	938	-	2,2%
046-2.2.2 Professional judges of first instance (FTE) - Civil and commercial	-	-	-	-	-	-	-	-	654	669	-	2,3%
046-2.2.3 Professional judges of second instance (FTE) - Civil and commercial	-	-	-	-	-	-	-	-	228	223	-	-2,2%
046-2.2.4 Professional judges of supreme court (FTE) - Civil and commercial	-	-	-	-	-	-	-	-	36	46	-	27,8%
046-2.3.1 Number of professional judges (FTE) - Criminal	-	-	-	-	-	-	-	-	275	284	-	3,3%
046-2.3.2 Professional judges of first instance (FTE) - Criminal	-	-	-	-	-	-	-	-	176	196	-	11,4%
046-2.3.3 Professional judges of second instance (FTE) - Criminal	-	-	-	-	-	-	-	-	84	71	-	-15,5%
046-2.3.4 Professional judges of supreme court (FTE) - Criminal	-	-	-	-	-	-	-	-	15	17	-	13,3%
046-2.4.1 Number of professional judges (FTE) - Administrative	-	-	-	-	-	-	-	-	80	77	-	-3,8%
046-2.4.2 Professional judges of first instance (FTE) - Administrative	-	-	-	-	-	-	-	-	-	-	-	-
046-2.4.3 Professional judges of second instance (FTE) - Administrative	-	-	-	-	-	-	-	-	54	77	-	42,6%

Slovak Republic

(2012-2021) data tables

Question	2012	2013	2014	2015	2016	2017	2018	2019	2020	2021	Variations for quantitative questions	
											2012-2021	2020-2021
046-2.4.4 Professional judges of supreme court (FTE) - Administrative	-	-	-	-	-	-	-	-	26	NAP	-	-
046-2.5.1 Number of professional judges (FTE) - Other	-	-	-	-	-	-	-	-	22	87	-	295,5%
046-2.5.2 Professional judges of first instance (FTE) - Other	-	-	-	-	-	-	-	-	22	56	-	154,5%
046-2.5.3 Professional judges of second instance (FTE) - Other	-	-	-	-	-	-	-	-	-	31	-	-
046-2.5.4 Professional judges of supreme court (FTE) - Other	-	-	-	-	-	-	-	-	-	NAP	-	-
52.1.1 Total Number of non judge staff who are working in courts	4 482	4 497	4 468	4 390	4 482	4 616	4 710	4 731	4 912	4 361	-2,7%	-11,2%
52.1.2 Number of Non judge staff (Rechtspfleger)	1 046	1 083	1 030	1 001	937	1 015	1 067	1 171	1 210	1 104	5,5%	-8,8%
52.1.3 Number of Non-judge staff assisting the judges	2 079	2 055	2 105	2 011	2 143	2 169	2 185	2 108	2 237	2 029	-2,4%	-9,3%
52.1.4 Number of Staff in charge of administrative tasks	1 357	NA	NA	NA	NA	NA	NA	1 452	1 465	1 228	-9,5%	-16,2%
52.1.5 Number of Technical staff	NA	NA	NA	NA	NA	NA	NA	NA	NA	NA	-	-
52.1.6 Number of Other non judge staff	NA	1 359	1 333	1 378	1 402	1 432	1 458	NA	NA	NA	-	-
52.2.1 Total Number of non judge staff who are working in courts(men)	NA	696	693	714	699	762	868	955	919	725	-	-21,1%
52.2.2 Number of Non judge staff (Rechtspfleger)(men)	NA	332	316	292	272	308	353	389	402	333	-	-17,2%
52.2.3 Number of Non-judge staff assisting the judges(men)	NA	11	42	30	50	65	115	131	112	28	-	-75,0%
52.2.4 Number of Staff in charge of administrative tasks(men)	NA	NA	NA	NA	NA	NA	NA	435	405	364	-	-10,1%
52.2.5 Number of Technical staff(men)	NA	NA	NA	NA	NA	NA	NA	NA	NA	NA	-	-
52.2.6 Number of Other non judge staff(men)	NA	353	335	392	377	389	400	NA	NA	NA	-	-
52.3.1 Total Number of non judge staff who are working in courts(women)	NA	3 801	3 775	3 676	3 783	3 854	3 842	3 776	3 993	3 636	-	-8,9%
52.3.2 Number of Non judge staff (Rechtspfleger)(women)	NA	751	714	709	665	707	714	782	808	771	-	-4,6%
52.3.3 Number of Non-judge staff assisting the judges(women)	NA	2 044	2 063	1 981	2 093	2 104	2 070	1 977	2 125	2 001	-	-5,8%

Slovak Republic

(2012-2021) data tables

Question	2012	2013	2014	2015	2016	2017	2018	2019	2020	2021	Variations for quantitative questions	
											2012-2021	2020-2021
52.3.4 Number of Staff in charge of administrative tasks(women)	NA	NA	NA	NA	NA	NA	NA	1 017	1 060	864	-	-18,5%
52.3.5 Number of Technical staff(women)	NA	NA	NA	NA	NA	NA	NA	NA	NA	NA	-	-
52.3.6 Number of Other non judge staff(women)	NA	1 006	998	986	1 025	1 043	1 058	NA	NA	NA	-	-
052-1.1.1 Non-judge staff (Total)									4 912	4 361	-	-11,2%
052-1.1.2 Non-judge staff at first instance (total)									3 690	3 433	-	-7,0%
052-1.1.3 Non-judge staff at second instance (total)									1 022	716	-	-29,9%
052-1.1.4 Non-judge staff at Supreme court (total)									200	212	-	6,0%
052-1.2.1 Non-judge staff (Males)									919	725	-	-21,1%
052-1.2.2 Non-judge staff at first instance (males)									630	462	-	-26,7%
052-1.2.3 Non-judge staff at second instance (males)									234	199	-	-15,0%
052-1.2.4 Non-judge staff at Supreme court (males)									55	64	-	16,4%
052-1.3.1 Non-judge staff (females)									3 993	3 636	-	-8,9%
052-1.3.2 Non-judge staff at first instance (females)									3 060	2 971	-	-2,9%
052-1.3.3 Non-judge staff at second instance (females)									788	517	-	-34,4%
052-1.3.4 Non-judge staff at supreme court (females)									145	148	-	2,1%
055.1.1 Prosecutors (total)									922	976	-	5,9%
055.1.2 Prosecutors (1st inst.)									607	651	-	7,2%
055.1.3 Prosecutors (2nd inst.)									200	206	-	3,0%
055.1.4 Prosecutors (Highest instance)									115	119	-	3,5%
055.2.1 Prosecutors - Males -total									459	460	-	0,2%

Slovak Republic

(2012-2021) data tables

Question	2012	2013	2014	2015	2016	2017	2018	2019	2020	2021	Variations for quantitative questions	
											2012-2021	2020-2021
055.2.2 Prosecutors - Males, 1st inst.									282	303	-	7,4%
055.2.3 Prosecutors - Males, 2nd inst.									108	107	-	-0,9%
055.2.4 Prosecutors - Males, Supreme courts									69	69	-	0,0%
055.3.1 Prosecutors - Females, Total									463	516	-	11,4%
055.3.2 Prosecutors - Females, 1st inst.									325	348	-	7,1%
055.3.3 Prosecutors - Females, 2nd inst.									92	99	-	7,6%
055.3.4 Prosecutors - Females, Supreme courts									46	50	-	8,7%
060.1.1 Number of non-prosecutor staff Total									977	900	-	-7,9%
060.2.1 Number of non-prosecutor staff Males									286	252	-	-11,9%
060.3.1 Number of non-prosecutor staff Females									691	648	-	-6,2%
004 Annual average salary in the country									15 275 £	14 532 £	-	-4,9%
132.1.1 Gross annual salary, in € - Professional judge at the beginning of career									41 278 £	42 828 £	-	3,8%
132.1.2 Gross annual salary, in € - Judge of the Supreme Court									59 623 £	61 862 £	-	3,8%
132.1.3 Gross annual salary, in € - Public prosecutor at the beginning of career									38 984 £	40 448 £	-	3,8%
132.1.4 Gross annual salary, in € - Public prosecutor of the Supreme Court or the Highest Appellate Instance									59 623 £	60 162 £	-	0,9%
132.2.1 Net annual salary, in € - Professional judge at the beginning of career									NA	NA	-	-
132.2.2 Net annual salary, in € - Judge of the Supreme Court									NA	NA	-	-
132.2.3 Net annual salary, in € - Public prosecutor at the beginning of career									27 654 £	29 178 £	-	5,5%
132.2.4 Net annual salary, in € - Public prosecutor of the Supreme Court or the Highest Appellate Instance									44 479 £	45 290 £	-	1,8%
133.1.1.1 - Additional benefits for judges - Reduced taxation									False	False		

Slovak Republic

(2012-2021) data tables

Question	2012	2013	2014	2015	2016	2017	2018	2019	2020	2021	Variations for quantitative questions	
											2012-2021	2020-2021
133.1.2.1 - Additional benefits for judges - Special pension									True	True		
133.1.3.1 - Additional benefits for judges - Housing									True	True		
133.1.4.1 - Additional benefits for judges - Other financial benefit									True	True		
133.2.1.1 - Additional benefits for prosecutors - Reduced taxation									False	False		
133.2.2.1 - Additional benefits for prosecutors - Special pension									True	True		
133.2.3.1 - Additional benefits for prosecutors - Housing									False	True		
133.2.4.1 - Additional benefits for prosecutors - Other financial benefit									True	True		
144.1.1 Disciplinary procedures for Judges - Total number (1+2+3+4)									40	15	-	-62,5%
144.1.2 Disciplinary procedures for Judges - 1. Breach of professional ethics									7	4	-	-42,9%
144.1.3 Disciplinary procedures for Judges - 2. Professional inadequacy									16	4	-	-75,0%
144.1.4 Disciplinary procedures for Judges - 3. Criminal offence									15	0	-	-100,0%
144.1.5 Disciplinary procedures for Judges - 4. Other									2	7	-	250,0%
144.2.1 Disciplinary procedures for Prosecutors - Total number (1+2+3+4)									5	7	-	40,0%
144.2.2 Disciplinary procedures for Prosecutors - 1. Breach of professional ethics									0	2	-	-
144.2.3 Disciplinary procedures for Prosecutors - 2. Professional inadequacy									5	5	-	0,0%
144.2.4 Disciplinary procedures for Prosecutors - 3. Criminal offence									0	0	-	-
144.2.5 Disciplinary procedures for Prosecutors - 4. Other									0	0	-	-
145.1.1 Sanctions against Judges - Total number (total 1 to 9)									40	0	-	-100,0%
145.1.2 Sanctions against Judges - 1. Reprimand									3	0	-	-100,0%
145.1.3 Sanctions against Judges - 2. Suspension									18	0	-	-100,0%

Slovak Republic

(2012-2021) data tables

Question	2012	2013	2014	2015	2016	2017	2018	2019	2020	2021	Variations for quantitative questions	
											2012-2021	2020-2021
145.1.4 Sanctions against Judges - 3. Withdrawal from cases									0	0	-	-
145.1.5 Sanctions against Judges - 4. Fine									0	0	-	-
145.1.6 Sanctions against Judges - 5. Temporary reduction of salary									1	0	-	-100,0%
145.1.7 Sanctions against Judges - 6. Position downgrade									0	0	-	-
145.1.8 Sanctions against Judges - 7. Transfer to another geographical (court) location									0	0	-	-
145.1.9 Sanctions against Judges - 8. Resignation									0	0	-	-
145.1.10 Sanctions against Judges - 9. Other									18	0	-	-100,0%
145.1.11 Sanctions against Judges - 10. Dismissal									0	0	-	-
145.2.1 Sanctions against Prosecutors - Total number (total 1 to 9)									0	2	-	-
145.2.2 Sanctions against Prosecutors - 1. Reprimand									0	0	-	-
145.2.3 Sanctions against Prosecutors - 2. Suspension									0	1	-	-
145.2.4 Sanctions against Prosecutors - 3. Withdrawal from cases									0	0	-	-
145.2.5 Sanctions against Prosecutors - 4. Fine									0	0	-	-
145.2.6 Sanctions against Prosecutors - 5. Temporary reduction of salary									0	1	-	-
145.2.7 Sanctions against Prosecutors - 6. Position downgrade									0	0	-	-
145.2.8 Sanctions against Prosecutors - 7. Transfer to another geographical (court) location									0	0	-	-
145.2.9 Sanctions against Prosecutors - 8. Resignation									0	0	-	-
145.2.10 Sanctions against Prosecutors - 9. Other									0	0	-	-
145.2.11 Sanctions against Prosecutors - 10. Dismissal									0	0	-	-
Lawyers												
(Q146, Q147, Q148)												

Slovak Republic

(2012-2021) data tables

Question	2012	2013	2014	2015	2016	2017	2018	2019	2020	2021	Variations for quantitative questions	
											2012-2021	2020-2021
146.1.1 Total number of lawyers practising	5 210	5 541	5 827	5 993	6 142	6 037	6 112	6 186	6 266	6 469	24,2%	3,2%
146.2.1 Practicing lawyers - man							3 537	3 561	3 594	3 707	-	3,1%
146.3.1 Practicing lawyers - woman							2 575	2 625	2 672	2 762	-	3,4%
147 Does this figure include “legal advisors” who cannot represent their clients in court (for example, some solicitors or in-house counsellors)?			No	No	False	False	False	False	False	False	-	-
148 Number of legal advisors who cannot represent their clients in court:			NAP	NAP	NAP	NAP	NAP	NAP	NAP	NAP	-	-

Indicator 8: The existence and use of alternative dispute resolution methods												
(Q166, Q157)												
166 Number of accredited or registered mediators who practice judicial mediation:	633	846	1 068	1 248	1 450	1 664	913	798	877	909	43,6%	3,6%
167.1.1 Total number started					NA	NA	NA	NA	NA	NA	-	-
167. 1.2 Civil and commercial cases - started					NA	NA	NA	NA	NA	NA	-	-
167. 1.2 Family cases - started					NA	NA	NA	NA	NA	NA	-	-
167.1.4 Administrative cases - started					NAP	NAP	NAP	NAP	NA	NA	-	-
167.1.5 Labour cases including employment dismissal cases - started					NA	NA	NA	NA	NA	NA	-	-
167.1.6. Criminal cases - started					NA	NA	NA	1 118	924	892	-	-3,5%
167.1.7 Consumer cases - started					-	-	NA	NA	NA	NA	-	-

Key: Variation of more than (+ -) 30%