

# Trends in Police-recorded Offences

## European Sourcebook

Anniina Jokinen  
Senior Programme Officer/HEUNI

# Official statistics – advantages and disadvantages

- Advantages
  - every country collects crime data
  - stability within countries in recording procedures
- Disadvantages
  - police data are not comprehensive measure of crime (dark number)
  - difficulties in comparison across countries due to many differentiations (laws, practices, reporting)

# Critical questions

- When are data collected (when reported to the police i.e. input, or when police completes investigation i.e. output)?
- What is the counting unit?
- Is principle offence rule applied?
- How are serial offences counted?
- How is offence committed by more than one person reported?
- Include and exclude categories give further instruction regarding each offence

# Crimes in the ESB

Crime category	ESB 2&3	ESB4	ESB5	ESB6
	1995–2003	2003–2007	2007–2011	2012–2016
Total offences	x	x	x	x
Handled outside the CJS: minor property offences		x		
Handled outside the CJS: minor theft		x		
Handled outside the CJS: minor violence		x		
Major traffic offences	x	x	x	x
Intentional homicide: Total	x	x	x	x
Intentional homicide: Completed	x	x	x	x
Intentional homicide: Completed, with firearm			x	x
Bodily injury (assault): Total	x	x	x	x
Bodily injury (assault): Minor		x		
Bodily injury (assault): Aggravated		x	x	x
Bodily injury of a public servant		x		
Bodily injury: Domestic violence		x		

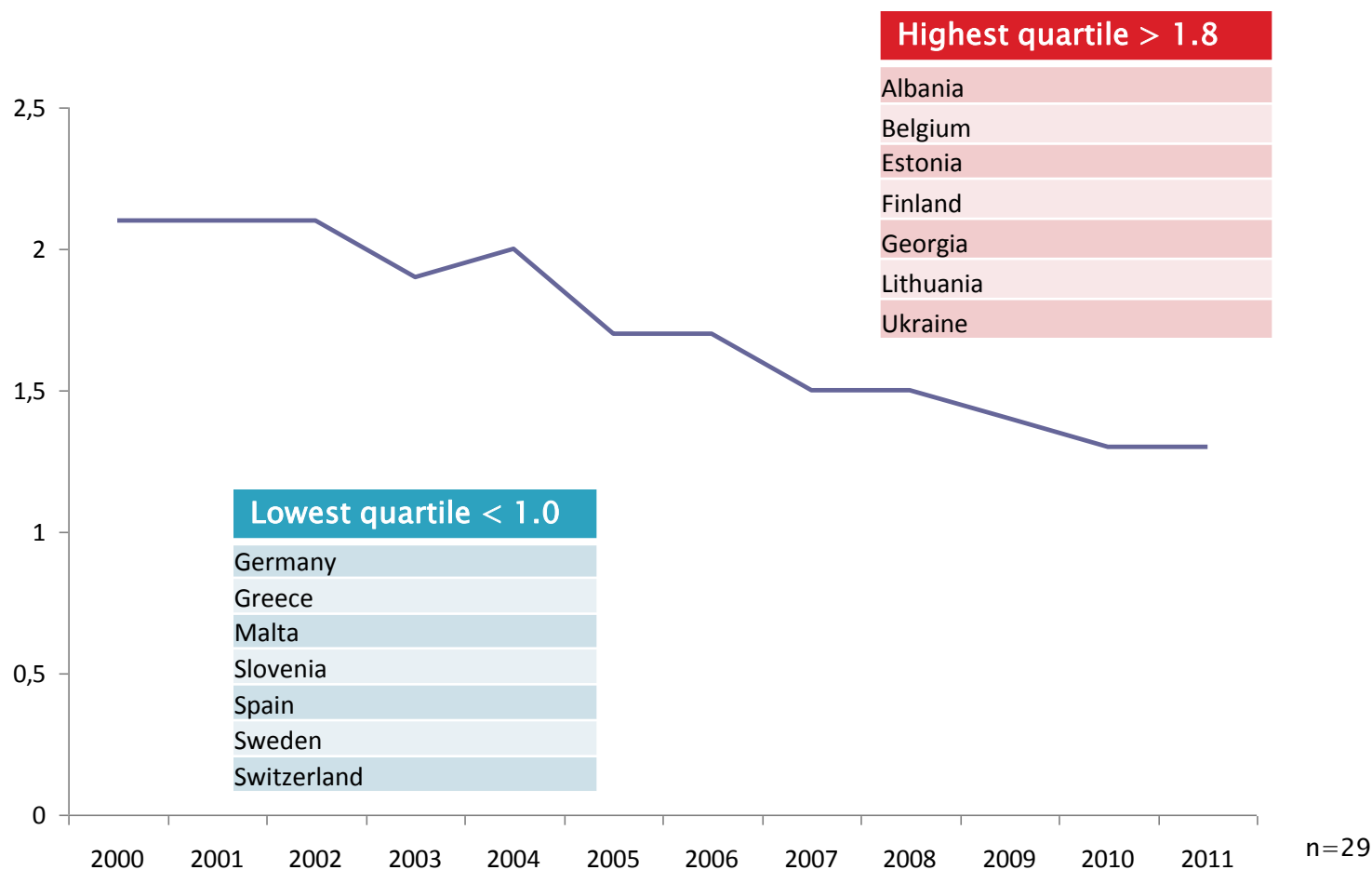
# Crimes in the ESB

Crime category	ESB 2&3	ESB4	ESB5	ESB6
	1995–2003	2003–2007	2007–2011	2012–2016
Sexual violence: Total			x	
Rape	x	x	x	x
Sexual assault		x		x
Sexual abuse of minors		x	x	x
Robbery	x	x	x	x
Robbery, with firearm			x	x
Theft: total	x	x	x	x
Burglary: total	x	x	x	x
Burglary: domestic	x	x	x	x
Theft of a motor vehicle	x	x	x	x
Fraud		x	x	x
Offences against computer data and systems		x		
Forgery of documents				x
Money laundering		x	x	x
Corruption		x	x	x
Drug offences: Total	x		x	x
Drug trafficking	x	x	x	x
Aggravated drug trafficking		x	x	
n	13	27	22	22

# Other observations

- New edition will ask about the proportion female, minors and foreigners (called aliens in previous editions) among offenders in 2015
- Forgery of documents as a new offence
- Cyber fraud
- Aggravated theft

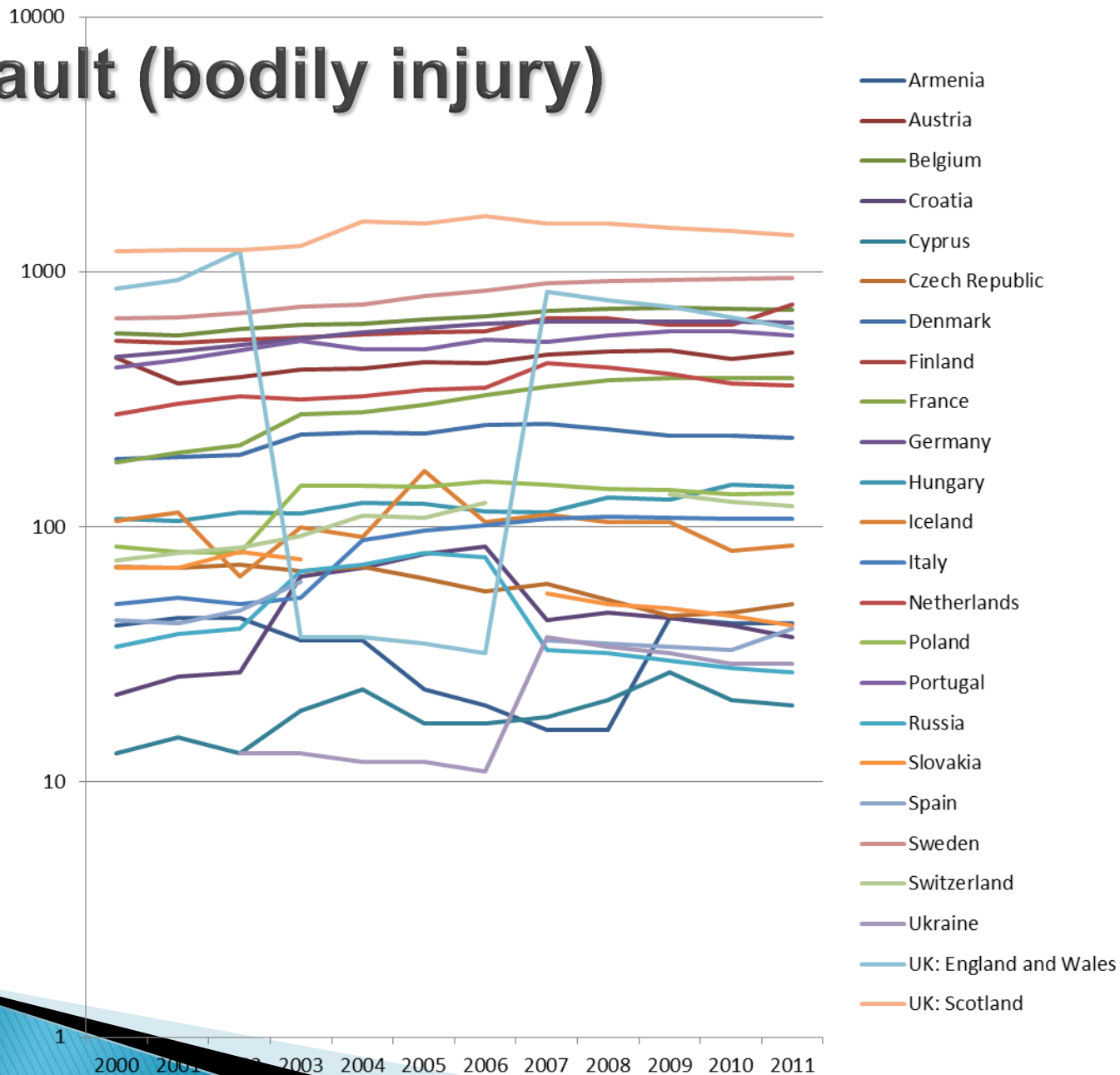
# Homicide (completed)



Firearm involved (n=14)  
13.9 %

Suspected offenders 2010, %		
Women	12.4	(n=12)
Minors	3.3	(n=11)
Aliens	3.0	(n=13)

# Assault (bodily injury)





# Assault (Bodily injury) 2011

## Highest quartile > 370

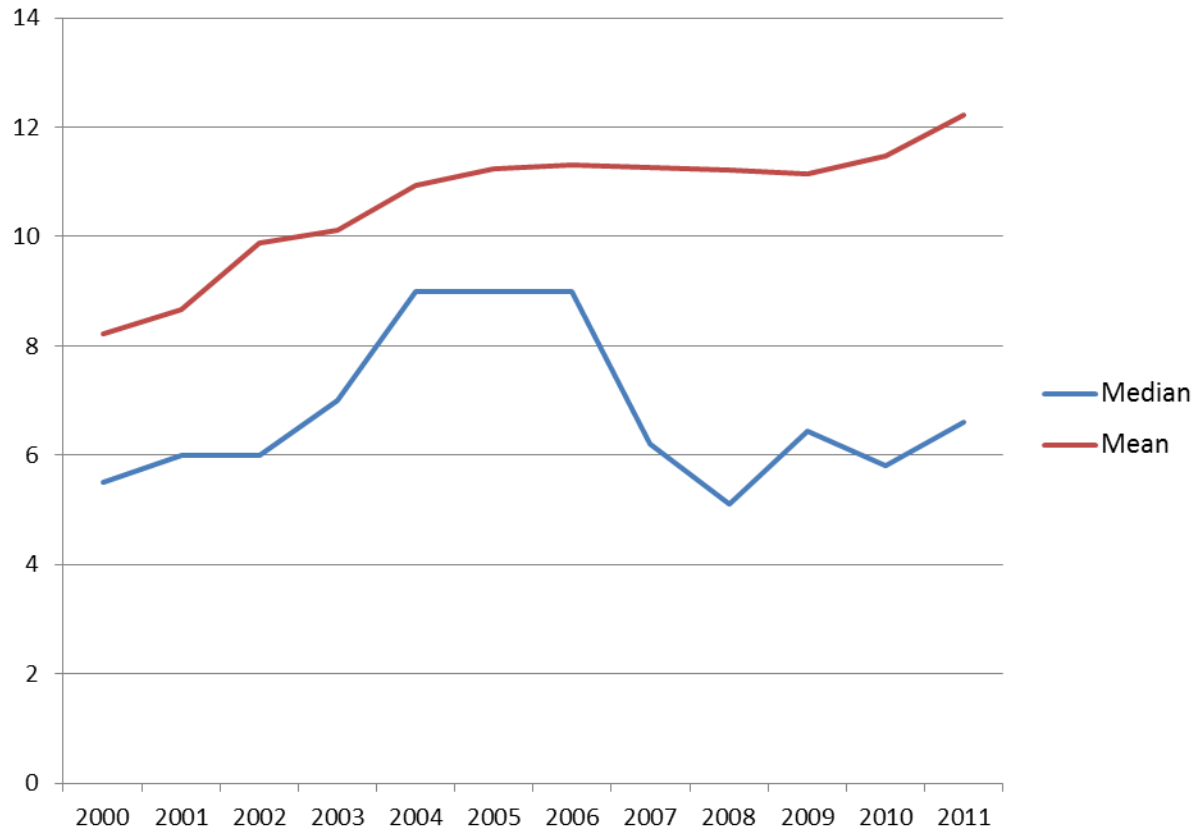
Austria
Belgium
Finland
France
Germany
Portugal
Sweden
UK: England and Wales
UK: Scotland

## Lowest quartile < 42

Bulgaria
Croatia
Cyprus
Georgia
Russia
Slovakia
Spain
Turkey
Ukraine

Suspected offenders 2010, %		
Women	11.5	(n=23)
Minors	11.8	(n=22)
Aliens	7.0	(n=20)

# Rape



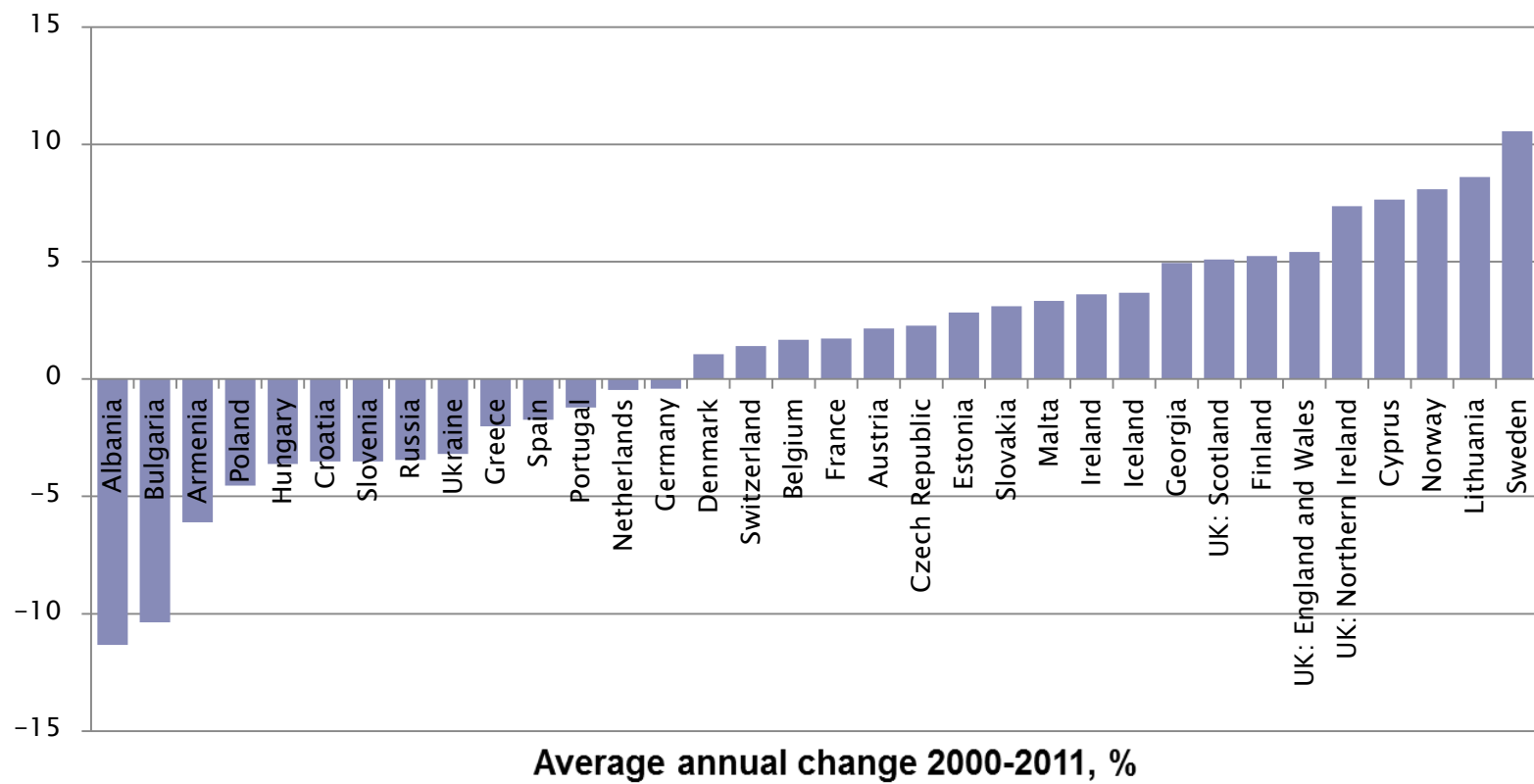
## Highest quartile > 19

Belgium  
Finland  
Iceland  
Norway  
Sweden  
UK: England and Wales  
UK: Northern Ireland  
UK: Scotland

## Lowest quartile < 2.8

Albania  
Armenia  
Bulgaria  
Croatia  
Georgia  
Greece  
Hungary  
Ukraine

# Rape



# Rape

- 98.6 % of suspects men (range 95-100 %)
- 9.9 % of suspects were minors (range 4.7-24.1 %)
- 8.7 % of suspects were foreigners (range 0.3-51.5 %)
  - 35.6 of them were from EU member states

# Final remarks



- ▶ Trends in recorded crime and offenders vary by type of offence and by countries
- ▶ Police statistics reflect a variety of different things: different priorities, strategies, available resource, levels of trust in police and differences in reporting the crimes to police