



BASHKIA  
ELBASAN

RO  ACTED

*Promoting good governance  
and Roma empowerment  
at local level*

# LOCAL PLAN FOR THE INTEGRATION OF ROMA AND EGYPTIAN MINORITIES 2019-2022

Municipality of Elbasan



Funded  
by the European Union  
and the Council of Europe



Implemented  
by the Council of Europe





BASHKIA  
ELBASAN

**ROMACTED**

*Promoting good governance  
and Roma empowerment  
at local level*

# LOCAL PLAN FOR THE INTEGRATION OF ROMA AND EGYPTIAN MINORITIES 2019-2022

## MUNICIPALITY OF ELBASAN

### **PROMACTED Programme**

Promoting good governance and Roma empowerment at local level

### **Joint Programme of the European Union and the Council of Europe**

#### **Local coordinator:**

Shefki Lika, Director of Social and Community Care

#### **Experts:**

Elona Dhembo  
Mirsa Titka  
Raimonda Duka  
Raxhi Rakipi  
Xhesika Korra

#### **Editor:**

Orsiola Kurti



This document was developed with the financial assistance of the European Union and the Council of Europe.

The opinions expressed in this document need not necessarily reflect the official position of the European Union and the Council of Europe.

All those interested in reproducing or translating the whole or a part of this document may do so with the prior consent of the ROMACTED Programme ([romacted@coe.int](mailto:romacted@coe.int)).

Design and print : Gent Grafik

Published by the ROMACTED Programme  
Council of Europe Office in Tirana  
Skanderbeg Square, Palace of Culture  
Second floor, Tirana, Albania  
[www.coe-romacted.org](http://www.coe-romacted.org)

[www.coe.al](http://www.coe.al)  
[www.ec.europa.eu](http://www.ec.europa.eu)

© ROMACTED Programme, December 2020





## Acknowledgement

I would wish to acknowledge the work of involved stakeholders during the process of the design of the Local Plan for the Integration of Roma and Egyptian Minorities 2019-2022 for the Municipality of Elbasan.

As a result of this process, Municipality of Elbasan has a clear overview on the situational analysis and dynamics of main problems of Roma and Egyptian minorities, but also of the agreed priority measures among the municipality representatives, other local institutions, Roma and Egyptian civil society organisations and members of the Community Action Group.

I highlight that the development in our municipality can be sustainable as long as we embrace an integration model as foreseen in this plan. The participation of communities adds value to this product as well. In the political leadership capacity, I express the further institutional commitment for transforming the priority measures into concrete projects with tangible results for the Roma and Egyptian population in Elbasan.

Acknowledgment is noted for all contributors and for the support provided by the joint EU/CoE ROMACTED Programme "Promoting good governance and Roma empowerment at local level".

Yours sincerely,

**Gledian LLATJA**

Mayor of Municipality of Elbasan



## Abbreviations

AP	Action Plan
ASPA	Albanian School of Public Administration
AU	Administrative Units
CAG	Community Action Group
CPU	Child Protection Unit
CoE	Council of Europe
DoPA	Department of Public Administration
DSCCS	Directorate of Social and Community Care Service
EA	Economic Assistance
EO	Educational Office
EU	European Union
GLP	General Local Plan
IRCA	Institute of Romani Culture in Albania
LGU	Local Government Unit
LHCUE	Local Health Care Unit Elbasan
MESY	Ministry of Education, Sports, and Youth
MFE	Ministry of Finances and Economy
MHSP	Ministry of Health and Social Protection
NAPIRE	National Plan for Integration of Roma and Egyptians
NES	National Employment Service
NSDI	National Strategy for Development and Integration
PwD	People with disability
RDNAES	Regional Directorate of the National Agency for Employment and Skills
RED	Regional Education Directorate
TAR	Territorial Administrative Reform
VET	Vocational Education and Training



# Table of Contents

<b>ACKNOWLEDGEMENT</b>	<b>5</b>
<b>I. INTRODUCTION</b>	<b>9</b>
<b>II. LEGAL AND POLICY FRAMEWORK</b>	<b>10</b>
<b>III. ROMACTED METHODOLOGY, PROCESS, AND ACTORS INVOLVED</b>	<b>13</b>
<b>IV. LOCAL SITUATIONAL ANALYSIS</b>	<b>17</b>
<b>V. ROMA AND EGYPTIAN MINORITIES IN ELBASAN MUNICIPALITY</b>	<b>20</b>
V.1 EDUCATION	23
V.2 HEALTH	25
V.3 EMPLOYMENT	25
V.4 SOCIAL PROTECTION	27
V.5 THE COMMUNITY CENTRE	29
V.6 HOUSING AND URBAN INFRASTRUCTURE	29
V.7 CIVIL REGISTRATION	31
<b>VI. LOCAL PLAN : VISION AND OBJECTIVES</b>	<b>33</b>
<b>VII. PLAN OF MEASURES</b>	<b>34</b>
<b>VIII. FINANCIAL RESOURCES</b>	<b>63</b>
<b>IX. MONITORING AND EVALUATION</b>	<b>67</b>
<b>X. ANNEXES</b>	<b>69</b>
X.1 ASSESSMENT OF THE MUNICIPALITY AND OTHER LOCAL LEVEL INSTITUTIONS' CAPACITIES	69
X.2 MUNICIPAL TASK FORCE GROUP IN ELBASAN	75
X.3 DECISION OF APPROVAL BY ELBASAN LOCAL COUNCIL	77







# I. Introduction

The decentralisation and local governance as well as the territorial administrative reform brought new challenges for new municipalities in terms of their sustainable development and good governance. One of the challenges is improving the management of all local resources for a sustainable economic and social development. Moreover, particularly important is the strengthening of strategic planning and the administrative and professional capacity of the local administration, improving the quality of services, and enhancing public participation (of all communities) in local decision-making processes and in monitoring the implementation of policies and programs at the local level, based on the principle of non-discrimination and civic engagement.

Local government is the result of interactions and relations among various sectors and actors (public sector, private sector and civil society) that entails decisions, negotiations and various power relations among stakeholders to decide who does what, when, and how services are planned, managed, and regulated within a political and social system.<sup>1</sup> Good governance includes the capacity of governance to effectively manage its own resources and implement appropriate policies, as well as the existence of a democratic control over the agents tasked by the authority.<sup>2</sup>

Local development plans are used by the municipalities to improve some aspects of local governance in implementing development policies based on needs assessments, enabling a priority-based distribution of resources, allowing for the identification of the financial gap, so they can negotiate with other stakeholders and donor agencies to support development projects at local level, as well as to allow for the regular monitoring of the implementation of measures and activities.

The Local Plan for the Integration of Roma and Egyptian Minorities for the Elbasan Municipality is a progressive development of the National Plan for the Integration of Roma and Egyptian Communities 2016-2020 and the Social Protection Plan 2017-2022, approved by the Elbasan Municipality. It aims to implement measures that facilitate the integration of the community and its progressive development, following the political commitment of the Mayor and the Municipal Council and in the spirit of cooperation with the ROMACTED Programme.<sup>3</sup> In addition, the protection of human rights, with a focus on Roma inclusion and non-discriminatory policies, is one of the five priorities of Albania's EU integration agenda which includes "effective measures to reinforce the protection of human rights, including of Roma, and anti-discrimination policies."<sup>4</sup>

1 Roadmap to measure Local Governance

2 Good governance (World Bank)

3 A memorandum of understanding between the parties has been signed in this framework.

4 European Union, Enlargement Strategy and main challenges 2013-2014 [http://ec.europa.eu/enlargement/pdf/key\\_documents/2013/package/strategy\\_paper\\_2013\\_en.pdf](http://ec.europa.eu/enlargement/pdf/key_documents/2013/package/strategy_paper_2013_en.pdf), pg. 19.



## II. Legal and policy framework

The legal framework guaranteeing respect for minority rights in Albania is based on the Constitution of the Republic of Albania, international conventions and laws, including: Universal Declaration of Human Rights (United Nations, 1948<sup>5</sup>), International Covenant on Civil and Political Rights (1966), ratified in 1991, the International Covenant for Economic, Social, and Cultural Rights 1976 (1991), the European Convention for Human Rights and Fundamental Freedoms of the Council of Europe and the Framework Convention for the Protection of National Minorities<sup>6</sup>(CoE), the Convention on the Elimination of All Forms of Discrimination against Women, 1980 (1996), the Employment Promotion and Protection against Unemployment Convention (No.168 of ILO), 1988 (2006), the Convention Against Discrimination in Education (1960), the CoE Convention on Protection of Children against Sexual Exploitation and Abuse (Law No. 10071/2009) etc.

The approval and ratification of international conventions after the '90s led to the Albanian government drafting and adopting primary and secondary laws and other policies,<sup>7</sup> which created a more favourable environment for the integration of minorities in the country. On the other hand, the European integration process, which does not represent only an opportunity for the country, but also a challenge in terms of implementation of structural reforms towards the EU member status, contributes to moving integration processes for minorities forward.

**The National Strategy on Development and Integration (NSDI) 2015-2020** and the sector policies in the National Employment and Skills Strategy (NESS) and the Social Protection Strategy have these focuses: (i) *improve social inclusion and access to basic services* for marginalised groups and persons; (ii) *offer tailor-made programmes that facilitate access to the labour market* and increase employment opportunities; (iii) *offer possibilities to attend compulsory and higher education* for persons who are beyond the age of their compulsory-education without completing it; (iv) *extend psychological services*, particularly in schools with Roma and Egyptian pupils who are at risk of dropping out; (v) *facilitate*

5 Approved in 1955

6 Law No. 8496 / 1999

7 Specific laws contributing directly or indirectly include: Law on People's Advocate (8454/1999), Law on the Protection of Personal Data (9887/2008), Law on Gender Equality (9970/2008), Electoral Code (2008), the Law on Legal Aid (10039/2008), the Law on Protection from all forms of Discrimination (2010), the Law on the Rights and Protection of Minorities, as amended (Law No. 96/2017), Decision of Council of Ministers on the Education of Minority Communities in their Mother Tongue, as amended, the Law on Social Housing (Law No. 22/2018), etc. Similarly, there are a series of decisions of the Council of Ministers and policy documents, including: Decision of the Council of Ministers on the Organisation and Functioning of the State Committee for Minorities, as amended (DCM 726/12 December 2018), the National Plan for the Stabilisation Association Agreement, as amended, the National Strategy for Improving the Living Conditions of Roma Community, the National Action Plan (NAP), and the Roma Inclusion Decade 2010 – 2015, NAP for the Integration of Roma and Egyptian Communities, 2016-2020.



*access to health services for vulnerable groups* by ensuring public health services, specific healthcare services and info packages, specific programmes for access to the health system, and availability of social workers and appropriate health services; (vi) create integrated service systems at the regional/local level in line with healthcare standards for all vulnerable groups by reinforcing national/local identification mechanisms and assessing the need for social care services in line with standard operating procedures and alignment of the Albanian legislation with international requirements.

The measures of the National Action Plan (NAP) for Integration of the Roma and Egyptian communities (2016-2020) have been designed in six priority areas: civil registration, education, intercultural dialogue, employment and skills development, health care, housing, and urban integration, as well as social insurance. Protection of human rights, including Roma, and the anti-discrimination policies, represents one of the five key priorities for Albania's integration in the European Union.

The main principles of the NAP for the Integration of Roma and Egyptians are: (i) promotion of social inclusion; (ii) measures for responding to emergency situations; (iii) respect for distinctions between/and within these communities, (iv) guaranteeing inclusion of these communities in designing, implementing, and monitoring public policies, and (v) encouraging cooperation among the stakeholders (central and local government, civil society organisations, and communities).

The National Cross-Sectoral Decentralisation and Local Governance Strategy (2015-2020), the Territorial Administrative Reform (2015), the Law on Local self-government<sup>8</sup> and the Law on the Management of Local Public Finances<sup>9</sup> created the basis and the ground for the reform efforts of local governments and for the administrative reorganisation of the municipalities based on the new territorial configuration. The strategic objectives are related to: (i) increasing the efficiency of local government structures, (ii) strengthening local finances and fiscal decentralisation, (iii) sustainable local economic development, and (iv) good governance at local level. Other key laws include also Law No. 119/2014 on the Right to Public Information, and Law No. 146/2014 on Notification and Public Consultation. With the transfer of some functions from the central government to LGUs in 2016, municipalities have more competencies regarding social inclusion<sup>10</sup>.

In Albania, good governance is about responsible development of public issues and management of public resources, which are part of the 12 Principles of Good Governance<sup>11</sup> of the Council of Europe. These 12 principles are part of the Strategy

8 Law No. 139/2015 on Local Self-Governance

9 Law 68/2017 On Local Finances

10 Note: This function is not fully transferred to LGUs

11 12 Principles of Good Governance and the European Ethics of Perfect Governance (ELoGE)



for Good Governance and Innovation, adopted by the Council of Europe's Committee of Ministers in 2008. They cover issues such as ethical behaviour, rule of law, efficiency and effectiveness, transparency, sound financial management and accountability.

In Albania, the Council of Europe's<sup>12</sup> activities focus primarily on tackling the obstacles that keep minority rights in place, despite progress made in relation to legal commitments. The aim of the Council of Europe<sup>13</sup> concerning the protection of national minorities is the achievement of a stronger unity among its members, with a view to applying the principles and ideals that represent their shared heritage, and by considering preserving and further exercising of fundamental human rights and freedoms as one of the methods for achieving that goal. Based on these considerations, the Committee of Ministers of the Council of Europe has adopted the "Strasbourg Declaration,"<sup>14</sup> which aims to strengthen and promote the effective participation of Roma minorities, in the social, political, and civil life, including the active participation of these minorities in the processes of decision-making and social inclusion. The "Strengthening of local government structures", implemented by Council of Europe Office in Tirana in three phases over the years 2014-2019, has provided support and expertise in several directions related to strengthening local government structures and central institutions such as the DoPA and the ASPA, among others.

One of the activities of the ROMACTED Programme, which builds on ROMED 2 and ROMACT Programmes, is to draft local Action Plans in seven selected<sup>15</sup> municipalities through 4 key steps: Preparing the process; assessment of needs and prioritisation; drafting of a Joint Action Plan; and its financing, implementation, and monitoring. These steps, their implementation, and outputs for Elbasan Municipality are presented in the following sections of the document.

---

12 Article 4.2.4 Roma and Egyptians

13 Framework Convention for Protection of National Minorities

14 Strasbourg Declaration on Roma

15 Municipalities of Elbasan, Fier, Vlora, Korça, Përmet, Pogradec and Roskovec



### III. ROMACTED methodology, process and actors involved

The methodology and the process of drafting this action plan is designed and implemented in a comprehensive and inclusive spirit. This was enabled by ensuring that every effort taken in this framework is led by the principles of empowerment, participation, and integration. In working with vulnerable communities/minorities in general, and with Roma and Egyptian (R&E) communities in particular, it is believed that empowerment or the opportunity for individual empowerment is essential to empowering and integrating the entire community/minority. In this light, addressing the needs and problems through an integration model, where people's lives and their needs are considered, assessed, and supported by a multidisciplinary and multi-level perspective, have been the foundation of our approach.

Changes, improvements, and achievements can be sustainable only by such strategies, where an integrated approach means a need for co-ordination and synergies in areas such as education, employment, healthcare, housing, and social services. For sustainable achievements, participatory processes were encouraged and applied throughout the efforts taken. The participation of communities in all processes makes them not only more open, transparent and interactive, but increases their chance of success and makes the results coming from them more acceptable and applicable to targeted communities. The participation of Roma and Egyptian representatives in every step of drafting this plan, ensured, among others, that the data and evidence collected to feed the drafting process were updated and appropriate. They further strengthened the feeling of ownership and accountability for the plan and its implementation. Thus, the process for drafting the Local Plan for the Integration of Roma and Egyptian Minorities went through four key steps, summarised in the table below:

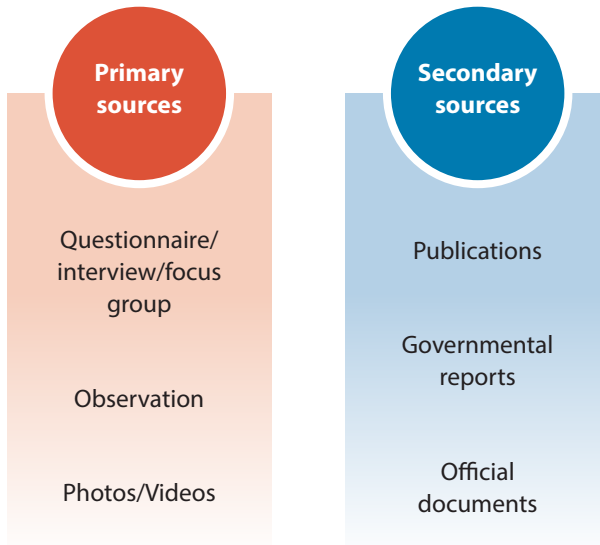


Table1 . The steps of the drafting process for the Local Plan for the Integration of Roma and Egyptian Minorities, 2019

Step 1. Preparing the process	Step 2: Assessing needs and prioritising
<p>Tasks accomplished:</p> <ul style="list-style-type: none"> <li>a) Identification of stakeholders - answering questions like "Who is going to be involved?" "Why? What contribution would they make?"</li> <li>b) Guaranteeing political commitment - enabled the identification of stakeholders who are willing and committed to ensuring the implementation of the process.</li> <li>c) Establishment of working groups and subgroups and proving them with technical support in drafting the plan.</li> </ul>	<p>The assessment of the community needs went through the following:</p> <ul style="list-style-type: none"> <li>a) Data collection - sources of data were identified, as well as the techniques to be applied for collecting them, and the respective indicators.</li> <li>b) Identification and priority setting among problems and needs, with the community participating in the process, where problems and needs were identified, and priorities were set in addressing them, given the restrictive resources and time.</li> <li>c) Assessment of institutional capacities - answering questions like "Who can do what to address the identified problems/needs?".</li> </ul>
Step 3: Adopting a Joint Action Plan	Step 4: Funding and project implementation
<p>The third step enabled the drafting and approval of a joint action plan, reflecting on and addressing the following:</p> <ul style="list-style-type: none"> <li>a) Reflection - What do we know about needs assessment and priority-setting?</li> <li>b) What do we want to achieve? What changes do we want to bring?</li> <li>c) How? - short-term and midterm activities.</li> <li>d) Integration of Roma issues in the local plan - How? Integration as part of the whole process. Social Plans.</li> <li>e) Activities/interventions/ concrete projects - What? Who? When?</li> </ul>	<p>The fourth step paved the path toward a feasible plan, including its financing and monitoring. The following questions were answered during this step:</p> <ul style="list-style-type: none"> <li>a) What % of the Local Plan shall be financed by the budget of the Local Government Unit? Is there any funding expected from the state budget? Donors?</li> <li>b) Is there a financial gap? What are the potential resources for financing new projects?</li> <li>c) What % of Local Plan expenditures are planned in the PBA in 2019-2021?</li> <li>d) Do we have any new activities/ projects? What % of our expenses do they represent? How is their funding planned?</li> <li>e) Is the financial gap part of additional budget requirements and negotiations with various donors?</li> </ul>



A guideline was drafted and applied for collecting primary and secondary data in order to assess the needs and inform the decision-making processes regarding the plan through data and evidence. They included various sources, summarised in the illustrative scheme below.



*Figure 1. Primary and secondary sources of the data used*

Thus, in collecting priority data through participatory techniques, mapping of needs and resources was one of the techniques used, as well as individual interviews and focus groups (accompanied by field visits and observations), and exercises to understand problems such as "Problem Matrix" and "Problem Tree". Primary data were also collected by the municipality, especially with regard to its capacity for the implementation of this local plan.

Several activities were carried out in order to understand the depth of the situation specifically for the Municipality of Elbasan and to lead to the identification of most critical issues of Roma and Egyptian minorities and to prioritise the measures. A workshop with facilitators from the local Institutional Working Group members, and local institutions met on the 22 February 2019, in Tirana, and a further meeting with the Institutional Working Group and the public officers of the Municipality of Elbasan on 28 February 28, 2019, as well as a Community Action Group meeting community on 28 February 2019.



Various instruments were employed for data collection, such as "Root Cause Analysis", "Problem Tree Analysis", "Mapping of Needs" and questionnaires to assess the institutional capacity at the level of the Municipality and other local relevant authorities as per the priority areas that involve vital public services to both Roma and Egyptian minorities. Data collection and situation analysis efforts - besides meetings with focus groups and social services and budget planning specialists – was based also on a consultation of the strategic documents approved by the Municipality, such as development plans, General Local Plan (GLP), 2019 budget, and medium-term budget programme (MTBP).





## IV. Local Situational Analysis

Following the territorial and administrative reform (TAR), Elbasan Municipality has a population of 141,714 inhabitants,<sup>16</sup> while its population according to the Civil Registry is 212,628 inhabitants.<sup>17</sup> The new municipality has an area of 872.03 km<sup>2</sup> and consists of 12 administrative units (AUs).<sup>18</sup> One-stop-shop offices were set up in all AUs to increase access and quality of services, which offer around 100 services. Local officials have participated in various training programmes such as on civil service legislation, human rights, and women and leadership, provided by ASPA and donor programmes by UNDP, GiZ, Save the Children, and OSFA, among others.

The poverty rate in the region is at 11.3%, compared to the national average 14.3%.<sup>19</sup> Potential sectors of economic development are the metal processing industry, production of construction materials (cement, etc.), services, transport, and agriculture. Industry, the services sector, construction and agriculture are the main sectors for the region's economy.

There are over 11,000 business entities operating in Elbasan Municipality, 308 of which employ 10-49 workers and around 70 companies employ over 50 workers.<sup>20</sup> In 2018 there were 70 big businesses and 1,870 start-ups were established.<sup>21</sup>

The national road part of Corridor II and the railway line Tirana-Pogradec pass through the Elbasan Municipality territory. Upgrading of road infrastructure in recent years has increased the average mobility (traffic) rate by 6.6%.<sup>22</sup> Despite the progress, further investments are needed to develop the rural road infrastructure and improve road standards. About 36.5% of the existing urban road network in the Elbasan territory complies with the legal road construction standards, as compared to only 6.6% of the existing rural road network.<sup>23</sup> Meanwhile, 99% of all villages in the municipality (116 in total) are connected to the center of the Municipality of Elbasan, where the latter has designed the inventory of the existing road network and various territorial development projects.

Several development projects in infrastructure and environment (waste management) such as: construction of the Tirana-Elbasan road; study, design, and implementation of works on the Elbasan - Gjinar road segment; the incinerator of Elbasan were completed during 2017-2018.

16 By 2011 Census

17 <http://elbasani.gov.al/sq-al/Qyteti/Pages/levizjademografike.aspx>

18 [www.elbasani.gov.al](http://www.elbasani.gov.al)

19 Source: INSTAT – Living Standard Measurement Survey

20 Source: Chamber of Commerce, Youth Employment study Report (Save the Children, 2016)

21 Source: Elbasan Municipality

22 Source: Ministry of Transport and Infrastructure

23 Source: Municipality performance indicators in the “Municipalities for Europe” Project.



Table 2. Investments completed in 2018, Municipality of Elbasan

Authority	Project name:	Planned in SIFQ	Implementation in % until 31.12.2018
General Directorate of Water Supply and Sewerage	Reconstruction of Utility in "28 Nëntori" and "Skenderbeu" neighborhoods in Elbasan	N/A	100%
Albanian Road Authority	Restoration, rehabilitation and asphaltting of Elbasan-Banjë Road, Loti 1&3	N/A	100%
Apparatus of Ministry of Finance and Economy	Reconstruction of "Ali Myftiu" Professional High School, Elbasan	N/A	100%

Source: MFE

Income from local taxes and fees in 2018 were increased by 7.2% compared to 2017 and have been at the level of ALL 642,180,000.

### Administration

The Municipal Council consisting of 51 members is a collegial decision-making body representing the municipality. The total number of local employees at the Municipality is 458. Elbasan Municipality is part of the transparency programme; 24 meetings were organised on the 2019 budget drafting process by the Municipality/Directorate for Strategic Policies, Innovation and Media in coordination with other directorates in 2018 (participation rate: 4,456 citizens<sup>24</sup>). The Municipality publishes its budget on the website. It has supported non-profit organisations with grants, such as the implementation of 4 projects with a social impact in its administrative territory in 2018.<sup>25</sup>

Five local-level policy documents have been approved, namely: the General Local Plan (GLP); the Development Strategy; the Social Protection Plan 2017-2022; the Gender Equality Action Plan 2018-2020; and the Strategic Anti-Corruption Plan. More than 30 new project files have been drafted to be funded by the Regional Development Fund and foreign-funded projects<sup>26</sup> in areas such as: road rehabilitation, bridges, energy, construction of markets for collection /

24 Source: Elbasan Municipality

25 Fund of 1,700,000 ALL

26 Source: <http://elbasani.gov.al/sq-al/Bashkia/Pages/projekteprioritare.aspx>



processing of agricultural and livestock products, rehabilitation of the industrial area (metallurgy area), management of the river areas of Shkumbin and Zaranikë, rehabilitation of the city park (underway), waste field rehabilitation, etc.

The Directorate for Social Care and Community Care Services (DSCCS) within the General Directorate for Economic and Strategic Development Policies is an important structure at the Municipality, which consists of several main offices (sectors): Child Protection and Gender Equality; Vulnerable Groups and Elderly; Social Protection; Disability and Economic Aid; and two units: "Case Referral Needs Evaluation Unit" and the "Unit on Social Operators for Household Assistance." An important role in elaborating the services and assessment matrix and statistics at the local level is played by the Directorate for Strategic Policies, Innovation, and Media at the Elbasan Municipality, which in co-operation with the Budget Directorate ensured consultation events on budget planning and participatory/gender budgeting for 2015-2018 for the "5 Maj" quarter and other areas:

- Reconstruction and construction of dwellings for Roma and Egyptian minorities
- Continuation of the construction of sewerage system at the quarter "5 Maj" (at Teqja)
- Construction of sewerage system near the school "Sul Domi", KUZ in Harmas and KUZ at Ara e Prasit (Rr. "Arif Dardha")
- Construction of a sewerage system in the Roma neighborhood in Rrapishtë

The number of local administration employees responsible for the administration, monitoring and evaluation of the Economic Assistance Aid is 26 (7 employees more than in 2017); also, there are 18 social administrators trained in using new curricula to facilitate access to services for Roma and Egyptians. In 2018, the Municipality signed two Memorandums of Understanding with Non-Profit Organisations (NGOs) that provide community services.

The staff of the social service directorate has benefitted from training programmes to promote capacity building in the implementation of the new economic aid system (EA) during 2017-2018. Training topics included integrated services, human rights, management and updating of the ROMALB system. In 2018, nine (9) local officials were trained on national policies and measures planned for social protection and social statistics according to EU standards. Local funds earmarked for social care expenditures account for 9.6% of the entire municipal budget.

The Elbasan Municipality has demonstrated political will to draft a Local Plan for the Integration of Roma and Egyptian Minorities under the support of the joint EU/CoE ROMACTED Programme 2018-2020.



## V. Roma and Egyptian minorities in Elbasan municipality

*Roma and Egyptians* are the most vulnerable minorities in Albania. Their poverty rate is twice that of the majority of the population.

Elbasan municipality has a high concentration of Roma and Egyptian communities compared to other cities. Around 8,460 Roma and Egyptians live in the municipality of Elbasan, of which 2,800 are Roma and 5,660 are Egyptians (or about 1,846 families). The average age of the Egyptian community in Elbasan is 5 years younger than the average age of the entire population referring to the 2011 census. In terms of gender, there are more men than women (50.9% men compared to 49.1% women).<sup>27</sup>

The Egyptian community has a wider distribution compared to the Roma community, but the areas with the highest concentration are in the neighborhoods: Beqir Dardha, Dylli Haxhire, Skënderbej and 5 Maji. 331 families live in the AUs: 147 families in Bradashesh, 138 families in Shushica, 41 families in Papër, 3 families in Gjinar, and 2 families in Labinot Mal.

The Egyptian community in Elbasan municipality is scattered in all neighborhoods of the city, while the Roma minority is located in two main areas: around 400 families living in Rrapishtë (or about 2,800 individuals), and around 100 families living near the stadium (570 individuals).

Roma and Egyptian children attend the same education programme as the rest of the children and school infrastructure is generally good. School attendance in the school year 2017-2018 by children aged 6-15 was about 261 children (of whom 106 were girls); 36 cases of school dropout were identified in 2018, of which 11 were Roma children.<sup>28</sup> Low school attendance is related to several factors such as economic difficulties of Roma families, culture, and lifestyle (such as the lack of a family tradition of attending school, a nomadic lifestyle, early marriages etc.).

There are no cases of segregation in schools; Roma and Egyptian children attend the same kindergartens and schools together with children from the majority of the population. In the Elbasan municipality there are no problems related to civil registration; only a few cases were managed by the municipal services in cooperation with other local actors. Roma and Egyptian children attend the same education programme, but there is no qualitative data on their academic attainment (e.g. passing rate or average grade). The municipality participates in the educational institution boards and parent meetings at schools where the

27 Source: Study on registration of Egyptian population, 2016 Young Roma and Egyptian Movement

28 Source: Baseline survey of Roma community in 8 municipalities including Elbasan (CoE, 2017)



initiative "We do homework at school" is implemented.

A major problem is the high unemployment level. As a result of the general lack of employment in Albania, about 90% of Roma adults find it difficult to find a job. A 2016 study<sup>29</sup> found that only 13.9% of adult Egyptians were employed in the formal labor market.<sup>30</sup> In Elbasan municipality, about 1,098 Roma and Egyptians earn income from employment mainly in the informal market, in their traditional crafts such as iron processing, collection of recyclable materials, and trade in second-handed clothing, handicrafts, and some other crafts. The economic level of Roma families is lower than the rest of the population and other minorities.

Municipal data on the EA scheme show that the percentage of Roma families receiving economic aid is higher than non-Roma families. Factors contributing to their economic poverty include high number of family members; the high unemployment rate; employment or self-employment sectors of Roma that do not generate sufficient income; their lifestyle, and other problems. Despite the facilitation policies to create conditions to pick up a profession, Roma educational limitations lead to restrictions on the use of employment incentive schemes.<sup>31</sup> In 2018, only 9% of youth who attended the vocational training courses in Elbasan were Roma.

In 2018, about 107 Roma and Egyptians (79 Roma and 28 Egyptians) were involved in community work, of which 67 were women and 40 were men;<sup>32</sup> about 344 Roma and Egyptians benefitted from services provided by non-profit organisations licensed by the MHSP in line with approved programmes and Memorandums of Understanding with the local government.

There were 120 unemployed jobseekers covered by the municipal fund under the EA scheme in 2018. Hiring a Roma or Egyptian person in the employment office or in the Municipality would facilitate mediation among the jobseeker, the service office, and local businesses.

It has been six years that the Elbasan Municipality has been engaged in the construction and distribution of social housing, as well as in several reconstruction projects of existing housing. Although Elbasan Municipality lobbied for donors co-financing in meeting some specific needs of Roma and Egyptian communities - such as CRCA, GTZ, Roma Education Fund, Regional Development Agency - there is a significant gap between the needs of Roma and Egyptian communities and financial resources available to the Municipality.

---

29

30 Source: Egyptian population Study, 2016, Young Roma and Egyptian Movement, Embassy of Sweden and Civil Rights Defenders

31 Source: Social Protection Plan 2017-2022, Elbasan Municipality

32 Source: Elbasan Municipality, ROMALB system (2018)



*Table 3 . Problems and need for change according to focus group findings for Roma and Egyptians in Elbasan Municipality*

Problems	Need/Ideas for Change
<ul style="list-style-type: none"> <li>• There are minority members without ID cards;</li> <li>• Low employment rate of Roma and Egyptian communities;</li> <li>• School dropout without completing the 9-year education;</li> <li>• Vocational training center is located far from minority settlements;</li> <li>• Places used to trade second-handed goods are insufficient;</li> <li>• Minority children do not have leisure/ entertainment spaces;</li> <li>• No sewerage in some areas of “5 Maj- Rrapishtë”; asphaltting and lighting are missing;</li> <li>• Dwellings in poor conditions;</li> <li>• About 180 Egyptian families live in poor dwellings needing reconstruction;</li> <li>• Over 50% of families in conditions with 2 or more married couples in the same dwelling;</li> <li>• Hardly can afford buying medicines</li> <li>• Sewerage system at «Hamit Mullisi» school</li> <li>• Births at an early age</li> <li>• Migration</li> </ul>	<ul style="list-style-type: none"> <li>• Seasonal employment in infrastructure projects implemented by Elbasan Municipality and employment in the Employment Office programmes;</li> <li>• Urban integration of the Rrapishta area;</li> <li>• Community awareness by institutions and NGOs;</li> <li>• Increase Elbasan Municipality budget dedicated to the Housing Bonus programme, in order to subsidise rent to more families;</li> <li>• Approve budget of Elbasan Municipality for the programme «Improvement of existing dwellings» so that 20% of this programme budget covered by the Municipality can be sufficient for more than 50 families per year;</li> <li>• Establish the social housing fund, pursuant to the new housing law;</li> <li>• Accelerate the legalisation process for dwellings of Roma and Egyptian communities that are past the legal time-limits;</li> <li>• Municipality may ensure transport to those interested to attend vocational training courses at Elbasan RDVET;</li> <li>• Open a new market;</li> <li>• Build a playground near quarter “5 Maj – Rrapishtë”;</li> </ul>



- Improve sewerage system in the settlements at «Lagjja 5» - Rrapishtë.
- Improve housing conditions (dwellings of Roma community);
- Create green premises and playground for children;
- Open an internet room;
- Financially support activities organised by community centers;
- Deliver courses and training to center's staff;
- Offer a meal to children.

## Needs Assessment as per priority areas

### V.1 Education

Roma and Egyptians in Albania enjoy the status of national minorities and as such they must also enjoy also the rights arising in the field of education. Roma and Egyptian children have a low percentage of school enrollment and school completion compared to the national average. About 40.3% of Roma and 12.7% of Egyptians are illiterate, compared to the national average of only 1.6%.<sup>33</sup> One of the strategic objectives of the NAPIRE 2016-2020 is for Roma and Egyptians to enjoy full access and inclusion in quality education by not being subject to discrimination and segregation.

A large number of Roma pupils drop out of compulsory education as a result of the lack of necessary support at school, due to the need to help the family with income, but also as a result of discrimination.<sup>34</sup> Many Roma families facing social exclusion believe that their daughter will be more protected if she leaves school in the early years of adolescence and prepares to start a family.<sup>35</sup>

Elbasan municipality has 109 kindergartens with a capacity of 4,451 children, of which there are 16 public kindergartens in the city, 13 preparatory classes, 73 kindergartens in administrative units located inside and outside school buildings,

33 Source: Ministry of Education and Sports, Monitoring Report (2017)

34 According to OSFA study, 4% of children aged 6-17 years old are engaged in various jobs

35 According to the Social and Economic Survey 2011, 31% of Roma girls and 13.6% of Egyptian girls aged 13-17 years old were married.



as well as 8 private kindergartens. The enrollment rate of children aged 3-6 in kindergartens is 26% compared to the total number of children in Elbasan municipality in 2018. About 84 Roma and Egyptian children aged 3-5 have attended kindergartens and pre-school in 2018<sup>36</sup>.

There is a total of 91 public and non-public 9-year schools in the territory of Elbasan municipality, of which only 5 schools are attended by a significant number of Roma and Egyptian children. The school infrastructure is generally of a good standard, except for “Hamit Mullisi” school which needs total reconstruction. Meanwhile, new projects are being prepared for six 9-year schools in several administrative units, one vocational school and two schools in the city. Based on the data of the “2017 CoE Basic Observation”, about 261 children aged 6-15 have regularly attended school (of which 106 are girls) during the school year 2017-2018; 36 cases of school dropouts have been identified in 2018, of which 11 are Roma children.

*Table 4. Pre-school and compulsory education attendance in Elbasan municipality (2018)*

	Total	Girls	Boys	Roma	Egyptian
The number of Roma and Egyptian children who regularly attend kindergartens	3	1	2	-	-
Number of Roma and Egyptian children exempt from pre-school education fees	64	37	39	76	0
Number of Roma and Egyptian children supported in their homework by teachers and assistants (school year 2017-2018)	266	N/A	N/A	91	175
Number of Roma and Egyptian students who benefit from a scholarship allowance at various educational levels (over 18 years old)	52	8	44	0	52
Number of Roma and Egyptian women working in assistant positions in pre-school and compulsory education	8	8	-	1	7

Source: Elbasan Municipality

36 Source: Elbasan Municipality





The Municipality in cooperation with RED has undertaken 3 awareness campaigns targeting parents for the enrolment of children in the pre-school education system. The local investment fund for the construction or reconstruction of existing kindergartens and nurseries accounted for 0.1% of the local budget in 2018 (ALL 2 million); local funds earmarked for primary school enrolment and attendance by children of marginalised groups (Roma and Egyptian) represented around 0.1% of the local budget for the education sector; the local investment fund for the construction of new schools and the reconstruction of existing schools represented 1.7% of the local budget.

In recent years, the Municipality reports some mitigating measures taken by the government, including free textbooks and free transportation for children attending compulsory education, home visits, homework assistance, language teaching and parent coaching/seminars. However, this was not reported by representatives of the Roma and Egyptian minorities during the needs assessment process.

## V.2 Health

The perception of Roma and Egyptian minorities is that the health service and access to it by these communities is generally good. Elbasan has 53 health centers, of which 4 are in the city and 49 in other administrative areas. The number of health professionals in health centers and the public hospital is 581. Elbasan municipality does not have health centers located at a distance of more than 5 km from areas with high concentration of Roma and Egyptian minorities.

Almost all Roma and Egyptian children have been vaccinated with at least three basic doses (vaccines up to the first six months of life), but the problem of their irregular vaccination in subsequent periods remains a problem.<sup>37</sup>

## V.3 Employment

Poverty can be reflected as insufficient access and a form of deprivation from services, resources, and means available to the majority of the population, or as an inability to make the most of public services. Two main measures were taken by the government to integrate Roma and Egyptians into the country's economic life: (i) integration of Roma and Egyptian minorities into the labor market through vocational training and active employment programmes, and (ii) promotion and support to start-ups, self-employment, and formalisation of labour.

---

37 Source: Social Protection Action Plan of Elbasan Municipality, 2016-2020



Around 880 Roma and Egyptians were employed by Employment Offices country-wide in 2017, including individuals who were part of employment promotion programmes, even through mediation;<sup>38</sup> and 83 R&E students were coached to facilitate their entry and integration in the labor market.

According to municipal statistics, there are about 1,098 employed Roma and Egyptians, of whom 314 are women. Meanwhile, CSOs and representatives of these communities do not confirm these figures. The number of unemployed persons receiving economic aid who were financially supported by the Municipality in vocational education and training was 140 in 2018.<sup>39</sup> The number of certain commercial spaces used by Roma and Egyptians is three (3) in Elbasan municipality. It is generally argued that Roma and Egyptian minorities do not have a continuous and periodic interest in accessing employment services provided by Employment Offices and understanding the benefits of registering as unemployed jobseekers in the employment promotion programmes or in coaching for vocational training. This runs counter to the EA eligibility conditions which require constant expression of interest in employment.

*Table 5. Statistics on Roma and Egyptian employment in Elbasan, 2018*

	Total	Women	Men	Roma	Egyptian
Job-seekers registered with Employment Offices	864	N/A	N/A	466	398
Number of persons involved in employment promotion programmes	66	N/A	N/A	N/A	N/A
Number of persons registered as unemployed jobseekers who are employed by the Employment Service (Elbasan RDNES)	44	N/A	N/A	N/A	N/A

Source: Regional Employment Directorate Elbasan

The number of Roma youth attending vocational training courses is low: out of 34 young people (12 women) registered in the VET service<sup>40</sup> in 2018, there are only

38 Source: Ministry of Finance and Economy, Monitoring Report (2018)

39 Source: Elbasan Municipality

40 Elbasan RDVET



3 Roma youth (or 9%). Courses attended at Elbasan Regional VET Centre involved professions such as construction, welding, barber, hairdresser, tailor, elderly assistance, chef, and mechanic. Elbasan RDVET statistics show that 29% of young people have been disqualified, 29% have successfully completed VET courses and have been certified, while others are still attending.

## V.4 Social Protection

The structuring of social services at the local level is based on the National Strategy on Social Protection 2015-2020<sup>41</sup> and on the main principles such as civil rights, equality and non-discrimination, protection for particular vulnerable groups including children based on their needs of the right to life and development, independence, autonomy and respect for their point of view; the inclusion and integration based on human rights and needs; the functioning partnership with institutions at the central level, the community and the civil society organisations, as well as the provision of national service standards.

An assessment of the need for social services and of the capacities of local agencies to address the main principles by referring to the local needs and specificities in the Municipality of Elbasan, was carried out as part of the drafting process of the Local Plan for Social Protection 2017-2022. The number of mobile teams from the Social and Community Care Directorate that were deployed on the field to monitor and assess the needs, is six (6).

There are 11 centers providing social care services and operating in the area of Elbasan, including one center for autistic children. These centers provide services to four vulnerable categories: children, the elderly, disabled persons and minorities. About 315 individuals have benefitted from the services provided by social care centers in 2018, of which 200 were children, 85 elderly and 30 were disabled persons,<sup>42</sup> whereas there are two community centers providing integrated social care. In 2018, about 187 individuals benefitted from these two integrated centers, 127 Roma and 60 Egyptians (134 women and 53 men).

---

41 The three main pillars of the strategy include (i) Poverty Mitigation and Relief, by enabling a better coverage for poor and extremely poor families and individuals, by improving targeting, increasing transparency and avoiding the misuse of the Financial Assistance scheme, as well as the correlation with integrated services and employment schemes, with the purpose of integrating them into the society, (ii) Improvement of the Quality of Life for Disabled Individuals through the biopsychosocial assessment based on the international disability classification standards, by combining the cash payments' scheme with the integrated services, with the purpose of integration into the social and economic life, (iii) the Development of Social Care Services for the inclusion of vulnerable groups into the Social Protection programmes, as well as for encouraging full and effective participation in society.

42 Source: Municipality of Elbasan / Social and Community Care Services Directorate (March 2019)



Approximately 6,536 disabled persons have benefitted from the social protection scheme (or 780 persons more than in 2017); 12 elderly persons have been sheltered at the residential service.

*Table 6. Information on financial assistance and social protection programme, Municipality of Elbasan (2018 and 2019)*

	Total	Women	Men	Roma	Egyptians
Number of Roma and Egyptian families benefitting from financial assistance (2019)	631	-	-	158	473
Number of Roma and Egyptian individuals benefitting from financial assistance (2019)	2262	986	1276	608	1654
Number of Roma and Egyptian families benefitting from the birth bonus reward (2018)	13			7	6
Number of families included in the financial assistance scheme and benefitting from other services thanks to their referral from the social administrator (2018)	215	-	-	106	109
Total number of endangered Roma and Egyptians that have been informed on the risks of trafficking of human beings, on services available to the victims, and on ways of promoting and reintegrating them (2018)	217	136	81	125	92
Number of Roma and Egyptian organisations licensed and/or that have signed a Memorandum of Understanding with LGUs (Local Governance Units) for the delivery of community services (2018)	5	-	-	4	1
Memorandum Mirëkuptimi me NJQV për ofrimin e shërbimeve në komunitet (2018)	5	-	-	4	1

Source: Municipality of Elbasan, ROMALB system



The poorer families that do not fulfil the criteria of the Financial Assistance (FA) scheme are subject to the Municipality's decision-making in order to be aided within the framework of the 6% fund of the FA scheme. The Social Care staff of the FA scheme carries out on-site visits to those families/individuals that are no longer part of the scheme, including Roma and Egyptians, and providing assistance in preparing the forms and documents during the application process.

## V.5 The Community Centre

The Community Centre, located in the area of Rapishta, assists 45 children in completing their school assignments, including children that have left or abandoned school in this programme. They are also part of awareness-raising, cultural and artistic events, as well as sports activities for their civic and health education. About 61 children in the 3–6-year-old age group attend the kindergarten that functions within the same structure as the Community Centre. During the last three years the community center has not had any donor or financial assistance.<sup>43</sup>

## V.6 Housing and Urban Infrastructure

The Municipality of Elbasan possesses human resources for the preparation and implementation of projects for the improvement of housing conditions, as well as urban infrastructure development programmes. The Municipality has prepared several Feasibility Studies and Fiche Projects, but its financial resources are limited and do not cover the needs for the improvement of houses identified as uninhabitable, as well as for building social houses. The Law "On Social Housing"<sup>44</sup> defines the rules and administrative procedures on the ways social houses are planned, provided for, administered and distributed. According to the Law, the Municipality shall finance/provide 20% of the fund required for rehabilitating/reconstructing and building social houses in the form of co-financing in applications submitted to the Ministry of Finance and Economy, in the framework of social housing programmes.

---

43 Source: Rrapishta Community Centre

44 Law "On Social Housing" No. 22/2018



Table 7. Improvement of houses and urban integration projects for the period 2016-2019 (in ALL)

Project	Fund	Year	Financing Source	Status	Number of beneficiary families
Improvement of Roma housing conditions	30,427,631	2019	Government / FSHZH (Albanian Development Fund)	-	N/A
Construction of the sewage system in Rrapishtë area / L.6	4,185,422	2018	Government	Completed	400 Roma families
Reconstruction and asphaltting of Nusret Kobobo Street and of the surrounding areas of buildings no. 60, 61, 62 63/1, 64/3, Emin Matraxhiu area, Elbasan/L.1	42,340,034	N/A	Government	Completed	N/A
Reconstruction and asphaltting of Ahmet Has-topalli Street and of the buildings' surrounding areas, Begir Dardha area / L.1	20,637,016	N/A	Municipality	Completed	N/A
Construction of Sule Domi Street (continuation), from the bar of Rexhep Kuka to the sector's bridge, 5 <sup>th</sup> of May area/L.6	10,017,200	N/A	Municipality	Completed	N/A
Continuity of the sewage system construction in 5 <sup>th</sup> of May area (at the mosque)/L.6	7,980,000	N/A	Municipality	Completed	N/A
Construction of 4 sports areas/premises at the Elbasan city schools: Schools: Sul Harri, Adem Krasniqi, Naim Frasherri and Abdyll Paralloi.	9,957,081	N/A	Municipality	Completed	Beneficiaries include Roma and Egyptian minorities
Implementation of four projects with a social impact	1,700,000	2018-2019	UNDP/Municipality/CSO	On going	N/A



In 2018, a total of 24 Roma and Egyptian families have benefitted from the allocation of the rent bonus, in the framework of the social housing programme, whereas 7 are Roma families and 17 are Egyptian families.

The conditions of the houses of families living in the area of *Rrapishtë*, where 400 Roma families are located, represent a difficult problem. Even though in the recent years the Municipality has intervened to improve the conditions of some of the houses, the low quality of the buildings, of the water supply, of the sewage infrastructure, and of the road infrastructure and lighting remain an issue. Nearly 289 Roma families have applied to legalise their properties (the process is ongoing) and 23 Roma families live in buildings which are not yet legalised.<sup>45</sup>

*In Bradashesh Administrative Unit:* nearly 50 families have issues with obtaining property ownership certificates. These families live in flats built by the former employees of the Metallurgical Plant (since the 1980s).

*In the Dyli Haxhire area, Ilir Shehu street* there are nearly 100 families from the Egyptian community, 50 of which regularly experience interruption in the water supply in the upper part of the street. Additionally, there are issues with the main street considering that it is in poor condition, is unpaved and has no lighting, as well as has experienced delays in the property legalisation process.

*In the Skënderbej area, at the train station* there are over 100 families from the Egyptian community that live in improper buildings, while the infrastructure of the area is quite poor and there are issues with the water supply during the summer season.

## V.7 Civil Registration

For as long as we accept the fact that there are Roma children whose birth is not registered at the Civil Registry Office, and as long as there is not a comprehensive list of Roma children aged 3-5 years old, the lack of accurate statistics (which are currently only indicative) represents a common nation-wide problem. It is reported that 25% of the Roma community in the city of Elbasan, do not have identification documents.<sup>46</sup>

45 Source: Council of Europe observations from eight municipalities (2017)

46 Source: Council of Europe, Basic Observation of Roma and Egyptians (2017)



*Table 8. Registration of Roma and Egyptians, Municipality of Elbasan*

	Total	Girls/	Boys/ Men	Roma	Egyptians
Number of Roma and Egyptian children born and identified as not-registered	76	37	39	76	0
Number of persons whose actual residency does not correspond with the one reflected in the Civil Registry Office data	0	-	-	-	-





## VI. Local Plan: Vision and Objectives

**Vision:** Increase of access to public services by a continuous reduction of barriers for the Roma and Egyptians in the next four years will improve their health condition, provide better education, and improve their welfare through formal employment by enabling the full integration of Roma and Egyptian minorities.

### **Strategic objectives:**

- Facilitating equal access to the civil registry and legal services by the Roma and Egyptians.

*Objective: By the end of 2020, 100% of the members of Roma and Egyptian communities shall have full access to the civil registry services.*

- Roma and Egyptians shall enjoy full access and involvement in qualitative education by not being subjected to discrimination and segregation.

*Objective: By the end of 2020, 70% more boys and girls from the Roma and Egyptian minorities shall be able to complete all the levels of education and 100% of them shall complete their pre-school education.*

- Providing equal opportunities for the formal employment of Roma and Egyptians.

*Objective: 80% more of Roma and Egyptian women and men participating in AFP and other active employment programmes shall be integrated into the labor market by the end of the year.*

- Ensuring accessible, affordable, and equal healthcare services for Roma and Egyptians.

*Objective: 100% of the members of Roma and Egyptian minorities shall have the opportunity to use basic healthcare services by the end of 2020.*

- Improvement of housing conditions for Roma and Egyptians.

*Objective: 80% of Roma and Egyptian families who have initiated legalisation procedures, shall have successfully completed/finalised them by the end of 2020.*

- Enhancing access to social protection programmes for members of Roma and Egyptian minorities.

*Objective: 30% more of the members of Roma and Egyptian minorities shall be involved in the social protection programmes by the end of 2020.*



## VII. Plan of Measures

Intervention area: Equal Access to the Civil Registry and Justice						
Specific objective: Facilitating the possibility for the equal exploitation of the civil registry and legal services by Roma and Egyptians						
<u>Objective Indicator:</u> The percentage of Roma and Egyptian minority members that will have full access to the civil registry services by the end of 2020.						
Measure/Activity	Stakeholders	Results Indicators	Data sources	Period	Funds/Financing (ALL)	Monitoring
1.1.1 Provision of assistance in obtaining documents for children born abroad	Civil Registry Office (CRO), Child Protection Units (CPU) and other relevant agencies	Baseline - year 2018. Measurable indicators every year.	Report submitted to the Municipality by CRO	Every 6 months	2,400,000	Social Services Directorate (SSD) within the Municipality
1.1.2 Reporting of non-registered children to the civil registry office, including those born in and out of the healthcare units	Civil Registry Office, CPU and other relevant agencies, State Police unit	Measurable indicators Every year.	Report submitted to the Municipality by CRO	Every 6 months	320,000	Social Services Directorate (SSD) within the Municipality
1.1.3 Registration and tackling, through the Civil Registry Offices, of the cases of unregistered individuals who do not possess the necessary documents.	CRO	Baseline (2018, 76 cases of unregistered Roma children	Report submitted to the Municipality by CRO	Every 6 months	1,869,600	Social Services Directorate (SSD) within the Municipality



1.1.4 Preparation and distribution of information sets concerning the criteria, required documents and sources of support for Roma and Egyptians regarding civil registration and residency transfer	CRO/SSD	The number of Roma and Egyptians informed on the civil registration and residency transfer procedures, Separation based on Ethnicity.	Report submitted to the Municipality by CRO/SSD	Every 6 months	242,880	Social Services Directorate (SSD) within the Municipality
1.1.5 Distribution of the birth bonus reward for Roma and Egyptian children whenever they are registered within the deadline.	CR Office, SSD	Number of Roma and Egyptian families that have received the birth bonus reward. Separation based on ethnicity.	Report submitted to the Municipality by CRO/SSD	Every 6 months	24,000,000	Social Services Directorate (SSD) within the Municipality
<p><b>Objective 2: Enhancement of capacities for the identification of Roma and Egyptians vulnerable to trafficking as well as referral, protection, and re-integration of the victims of trafficking.</b></p> <p><b>Objective indicator: By the end of 2020, 80% of the members of Roma and Egyptian minorities shall be involved in awareness-raising activities on the methods used for trafficking human beings, as well as 100% of the identified cases of trafficking shall be taken under custody and shall be assisted by the services for their re-integration into the society.</b></p>						
1.2.1. Improvement of the functioning of the existing mechanism used for exchanging information with relevant agencies (including information and disaggregated data on victims pertaining to Roma and Egyptian minorities)	SSD, case management teams	Number of potential victims of trafficking and of identified victims of trafficking that have been referred and have been assisted (M/F)	Municipality/ SIVET System (Information System for the Victims of Trafficking)	Every 6 months	384,000	Social Services Directorate (SSD) within the Municipality



Intervention area: Education and Promotion of Inter-cultural Dialogue						
Specific Objective 2.1: 100% of the children (boys and girls) belonging to Roma and Egyptian minorities shall complete the mandatory and pre-school education by the end of 2022.						
Indicator 1: The percentage of children, boys and girls, belonging to Roma and Egyptian minorities, that manage to complete the mandatory and pre-school education by the end of 2022.						
Indicator 2: % of education premises attended by the Roma and Egyptian boys and girls that promote inter-cultural dialogue and common understanding through the development of communities based/focused on schools, by the end of 2020.						
Measure/Activity	Stakeholders	Results Indicators	Data sources	Period	Funds/Financing	Monitoring
2.1.1 Registration of all Roma and Egyptian children to the pre-school and mandatory education cycle	Education Office and SSD	Baseline: 261 Roma and Egyptian children registered in the basic education cycle in 2018 84 Roma and Egyptian children aged 3-5 years old attended kindergartens and pre-school education (2018)  Number of Roma and Egyptian boys and girls that have registered and attend the pre-education and mandatory education cycles. Distinction M/F, Ethnicity, City/Town.	Report submitted by SSD/ Education Office	Every 6 months	431,200	Social Services Directorate (SSD) of the Municipality, Education Office of the Municipality, Elbasan Education Directorate



2.1.2 Registration of Roma and Egyptian children to the pre-school and mandatory education cycles by waiving obligations related to financial warranties and food payment.	Municipality / SSD	Number of Roma and Egyptian children excluded from the payment of pre-education fees. Disaggregated data: M/F, Ethnicity, City/Town.	Report submitted by DSS	Every 6 months	818,400	Social Services Directorate (SSD) of the Municipality, Education Office, Education Directorate
2.1.3 Increase of the number of Roma and Egyptians (women and men) working as educators in pre-school education cycle and as teachers in the mandatory education cycle	Education Office / Municipality	Number of Roma and Egyptians working as educators in the pre-school education cycle and as teachers. Disaggregated data: F/M, Ethnicity.	Report submitted by the Education Office/Municipality	Every 6 months	4,320,000	Social Services Directorate (SSD) within the Municipality
2.1.4 Establishment of assistance posts for Roma and Egyptians in the pre-education and basic education cycles (for assistance related to homework and studying in the lower classes/ grades, 1-4)	Education Office / Municipality	Number of Roma and Egyptian girls and boys benefitting from the support in completing their homework during the studies. Disaggregated data: M/F, Ethnicity, City/Town	Report submitted by the Education Office/Municipality	Every 6 months	4,320,000	Social Services Directorate (SSD), Education Office, Education Directorate.



2.1.5 Provision of free transportation towards their schools and kindergartens for Roma and Egyptian children whose schools/kindergartens are far away (even less than 2 km), for justified security reasons	Regional Education Directorate/ Municipality's Education Office	Number of Roma and Egyptian boys and girls benefitting from free transportation to school Disaggregated data: M/F; age group; Ethnicity; City/Town	Reports from the Regional Education Directorate/Municipality's Education Office	Every year (2019-2022)	3,920,000	Regional Education Directorate/ Municipality's Education Office
2.1.6 Allocation of the bonus by the Municipality for families whose children attend classes/grades 6-9 with the purpose of completing mandatory education.	Regional Education Directorate/ Municipality's Education Office	Number of beneficiary Roma and Egyptian pupils and students, F/M,	Report of the Municipality's Education Office	Every year (2019-2022)	3,132,000	Regional Education Directorate/ Municipality's Education Office
2.1.7 Establishment of a system and infrastructure for the canteens/cafeterias of schools attended by Roma and Egyptian children to provide meals for all children	Regional Education Directorate/ Municipality's Education Office	Additions to the budget for supporting children attending the free 9-year primary education cycle at school	Report from the Municipality's Education Office	Every year (2019-2022)	35,640,000	Regional Education Directorate/ Municipality's Education Office



2.1.8 Registration to the Part-time Basic Education Programme of Roma and Egyptian adults and parents lacking the ability to write and read and who have not completed the mandatory education cycle.	Regional Education Directorate/ Municipality's Education Office	Number of persons above 16 years of age that are registered to the part-time basic education programme (F/M, Ethnicity)	Report from the Municipality's Education Office	Every year (2019-2022)	1,593,000	Regional Education Directorate/ Municipality's Education Office
2.1.9 Organisation of inter-cultural extra-curricular events to raise awareness on Roma and Egyptian identities.	Municipality/ Education Office/ Regional Education Directorate	Number of inter-cultural events Indicative number of pupils participating to the events	Report from the Municipality's Education Office	Every year (2019-2022)	3,000,000	Education Office, Municipality/Elbasan Regional Education Directorate
2.1.10 Prevention and tackling of segregated schools	Elbasan Education Directorate/ Education Office of the Municipality	Number of segregated schools. Number of segregated classes. Separation based on: City/Town	Ministry of Education, Sports and Youth (MESY)/ Commissioner for the Protection from Discrimination	Every year (2019-2022)	1,478,400	Education Office of the Municipality/ Education Directorate



Intervention area: Education and Promotion of Inter-cultural Dialogue						
Measure/Activity	Stakeholders	Results Indicators	Data sources	Period	Funds/Financing (ALL)	Monitoring
<p>Specific objective 2.2: Enhancing the interaction between schools and social services for tackling cases of Roma and Egyptian children with socio-economic problems.</p> <p>Indicator: Percentage of Roma and Egyptian minority girls and boys with socio-economic problems, who will be supported by the social services as a result of the coordination with community education bodies.</p>						
2.2.1 Identification and registration of all Roma and Egyptian boys and girls at the age of mandatory education, through the multi-sector work groups at the local level.	Education Office and SSD/Municipality, healthcare centers/Po-lice	Number of Roma and Egyptian boys and girls registered every year in elementary education (M/F, Ethnicity, City/Town).	Report submitted by SSD/Elbasan Education Office	Every year (2019-2022)	739,200	Social Services Directorate (SSD) of the Municipality, Administrators of City Areas and Administrative Units, Elbasan Education Directorate
2.2.2 Updating the database for children at the age of pre-school and mandatory education cycles (including Roma and Egyptians)	Education Office / Municipality / SSD	Updated database	Report submitted by DSS	Periodically (reporting every 6 months)	616,000	Social Services Directorate (SSD) of the Municipality, Education Office, Education Directorate





2.2.3 Following up with each school the identification process of Roma and Egyptian girls and boys missing from the pre-school and mandatory education cycles to ensure their registration	Education Office / Municipality	Number of the Roma and Egyptian children identified who are missing from the pre-school and mandatory education cycles (F/M, Ethnicity)	ROMALB/Report submitted by the Education Office/Municipality	Every 3 months	492,800	Social Services Directorate (SSD) within the Municipality
2.2.4 Organisation of periodic meetings with Roma and Egyptian parents in their own living environment concerning issues related to the importance of mandatory education.	Education Directorate, Education Office / Municipality	Number of door-to-door visits carried out by the psychologist, the social care employee and the teaching assistant  Number of Roma and Egyptian parents participating to the awareness-raising campaigns	School reports/Elbasan Education Directorate/Municipality	Every year (2019-2022)	739,200	Social Services Directorate (SSD) / Education Office, Education Directorate.
2.2.5 Referral to the social protection services and other support providers of the families whose children have abandoned school or risk to abandon mandatory education.	Education Directorate/Municipality's Education Office/Parent Boards in each school	Number of families referred to social protection services or to other sources of support in the cases of children that abandon school. (F/M, Separation based on: Ethnicity; City/Town)	Report from the Education Directorate / Education Office of the Municipality	Every year (2019-2022)	369,600	Education Directorate/Education Office of the Municipality



Specific Objective 2.3: Improvement of the learning performance of Roma and Egyptian children Indicator: A 20% increase of the average grade of Roma and Egyptian pupils completing mandatory education.						
2.3.1 Establishment of a continuity and support team for Roma and Egyptian children in each school (school director, tutor, psychologist, social care officer, community mediator) to help improve their results at school.	Education Directorate, Schools/Administrative Units/Education Office of the Municipality	Number of teams established in schools where Roma and Egyptian pupils are enrolled	Report from the Municipality's Education Office	Every year (2019-2022)	739,200	Regional Education Directorate/Municipality's Education Office
2.3.2 Promotion of success stories of the best Roma and Egyptian pupils	School, Education Directorate, Education Office of the Municipality	Number of promoted Roma and Egyptian pupils.	Report from the Municipality's Education Office	Every year (2019-2022)	1,200,000	Education Directorate, Education Office of the Municipality
Specific Objective 2.4: Improving inter-cultural dialogue and common understanding						
2.4.1 Organising the Roma Culture Week (April 2-8) and transforming it into a yearly tradition/celebration, 24 <sup>th</sup> of June for Egyptians' Day, as well as other events throughout the year.	Municipality/Strategic Policies, Innovation and Media Directorate, Regional Education Directorate, community centers	Indicative number of participants to the delivered events/activities	Municipality Report	Every year (2019-2022)	3,200,000	Municipality / SSD / Regional Education Directorate



2.4.2 Event for promoting the identity and cultural values of Roma and Egyptian minorities <sup>47</sup>	Municipality / Strategic Policies, Innovation and Media Directorate, SSD, Local Media, CSO, community center	Number of events/ activities and their purpose  Indicative number of participants at each event	Municipality Report / website publications, CSO, donor projects	Every year (2019-2022)	400,000	Annual Report of the Action Plan Monitoring Group
2.4.3 Promoting talents through art (music and instruments), handicrafts and socio-cultural events.	Municipality/Social Community Centre, local media/ Regional Education Directorate	Number of children identified as talents through the organised events  Number of children promoted in the local media	Municipality / Social Centers / Media	Every year (2019-2022)	3,000,000	Annual Report of the Action Plan Monitoring Group
2.4.4 Establishment of a cooperation and coordination platform between the civil society organisations, the Municipality, the donors and other local stakeholders that promote inter-cultural dialogue	Municipality	Number of events  Indicative number of participants	Municipality / CSO / Donors	Every year (2019-2022)	1,232,000	Annual Report of the Action Plan Monitoring Group

47 Events on the 1st of June - International Children's Day, 17th of October - International Day for the Eradication of Poverty, 10th of December - International Human Rights Day



Intervention area: Healthcare						
Strategic Objective 3: Increasing life expectancy and decreasing morbidity among Roma and Egyptian minorities						
Measure/Activity	Stakeholders	Results Indicators	Data sources	Period	Funds/Financing (ALL)	Monitoring
<b>Specific objective 3.1: Increasing access to healthcare services for Roma and Egyptian minorities</b>						
<b>Indicator 1: % of members of Roma and Egyptian minorities that will have the opportunity to use basic healthcare services by the end of 2020.</b>						
3.1.1 Periodic on-site visits and distribution of information to R&E minorities concerning the basic health check, the free-of-charge service and the periodic health check (check-up)	Elbasan Local Healthcare Unit / Healthcare center	Number of Roma and Egyptians persons checked during the reporting year Number of chronically ill Roma and Egyptians Number of R&E individual that have gone through the check-up.	Report submitted by the Public Health Directorate / Municipality	Every year (2019-2022)	443,520	Elbasan Local Healthcare Unit / Healthcare center/ Municipality
3.1.2 Yearly screening of the areas where Roma and Egyptian live with the aim of identifying non-vaccinated children	Elbasan Local Healthcare Unit / Healthcare center	Number of R&E children that have received vaccine shots during the reporting year (F/M). Number of R&E children that have been injected vaccine shots compared to the overall number of children.	Report submitted by DSS	Every year (2019-2022)	369,600	Elbasan Local Healthcare Unit / Healthcare center/ Municipality



Measure/Activity	Stakeholders	Results Indicators	Data sources	Period	Funds/Financing (ALL)	Monitoring
3.1.3 Establishment and update of the morbidity database for Roma and Egyptians	Health-care Centre	Evidence on the morbidity of R&E minority members	Report from the Health-care Centre	Every year (2019-2022)	492,800	Elbasan Local Health-care Unit / Health-care center/ Municipality
3.1.4 Identification of R&E without health cards and provision of support for obtaining the health card	Health-care Centre / Community Centre / DRAKPA	Number of identified R&E persons that do not possess identity cards. Number of persons that have obtained health cards % of R&E that have obtained health cards compared to the number of community members living in the municipality's area	Health-care Centre / Community Centre / DRAKPA	Every year (2019-2022)	295,680	Elbasan Local Health-care Unit / Health-care center / Municipality / Yearly report of the monitoring group
3.1.5 Information and awareness-raising among Roma families to encourage the vaccination of children	Health-care Centre / Community Centre / Municipality	Number of informed Roma and Egyptian individuals	Health-care Centre / Community Centre / Municipality	Every year (2019-2022)	492.800	Elbasan Local Health-care Unit / Health-care center/ Municipality / Yearly report of the monitoring group



<p>3.1.6 Encouraging university health units to undertake on-site actions in support of Roma and Egyptian minorities (medical teams and medicine students providing free-of-charge health checks)</p>	<p>Municipality / Public Health Directorate</p>	<p>Number of initiatives Number of persons checked and advised</p>	<p>Report from the Public Health Directorate / Municipality</p>	<p>2019-2020</p>	<p>3,000,000</p> <p>Public Health Directorate / Municipality / Yearly report of the monitoring group</p>
<p><b>Objective 3.2: Improvement of information and health promotion of healthcare services available to Roma and Egyptian communities.</b></p>					
<p><b>Objective indicator: Percentage of Roma and Egyptian minority members that will have thorough information concerning issues that affect their health, as well as concerning the healthcare services available to them.</b></p>					
<p>3.2.1 Providing basic diagnosis and first aid through the mobile healthcare teams for Roma and Egyptians who are not covered by the basic system (who do not possess personal identification documents/residence confirmations or healthcare insurance)</p>	<p>Public Health Directorate / Community Centre / Mediator</p>	<p>Number of Roma and Egyptians receiving information (including information concerning physical, mental and reproduction health aspects, STDs, children vaccination in the age 0-14, drug abuse, etc.) and services provided by the mobile medical teams.</p> <p>Separation: F/M; age group, Ethnicity; City/Town</p> <p>Number of checks carried out at Roma and Egyptian minority living environment</p>	<p>Report from the Public Health Directorate / Community Centre / Municipality</p>	<p>Every year (2019-2022)</p>	<p>1,800,000</p> <p>Public Health Directorate / Municipality / Yearly report of the monitoring group</p>



3.2.2 Delivery of information sessions on the healthcare structures and the available services	Public Health Directorate / Community Centre / Mediator	Number of meetings with the community Indicative number of participating members	Report from the Public Health Directorate / Community Centre / Municipality	Every year (2019-2022)	184,800	Public Health Directorate / Healthcare center / Municipality / Yearly report of the monitoring group
3.2.3 Recruitment and training of Roma and Egyptians to act as mediators for the promotion of healthcare services	Public Health Directorate / Community Centre / Mediator	Number of Roma and Egyptians recruited and trained to act as mediators	Report from the Public Health Directorate / Community Centre / Municipality	Every year (2019-2022)	1,396,800	Public Health Directorate / Healthcare center / Municipality / Yearly report of the monitoring group
3.2.4 Preparation of simple information and promotion materials related to healthcare issues, even in Roma language and accompanied with graphics	Public Health Directorate / Community Centre / Mediator	Number of promotion materials prepared in Roma language and/or including graphics (illustrations)	Promotional materials	Every year (2019-2022)	900,000	Public Health Directorate / Healthcare center / Municipality / Yearly report of the monitoring group



<p>3.2.5 Delivery of awareness-raising campaigns concerning jobs that represent a risk to health and the relevant prevention measures for Roma and Egyptian minorities involved in informal jobs.</p>	<p>Public Health Directorate / Community Centre / Mediator</p>	<p>Prepared study</p>	<p>Report from the Public Health Directorate / Community Centre / Municipality</p>	<p>2019-2022</p>	<p>960,000</p>	<p>Public Health Directorate / Healthcare center/ Municipality / Yearly report of the monitoring group</p>
---	--	-----------------------	--	------------------	----------------	--





Intervention Area: Employment and Professional Education (EPE) Strategic Objective 4: Providing equal opportunities for the formal employment of Roma and Egyptians.						
Measure/Activity	Stakeholders	Results Indicators	Data sources	Period	Funds/ Financing (ALL)	Monitoring
Specific objective 4.1: Increasing access to professional education and employment promotion programmes for Roma and Egyptians.						
<u>Indicator: The increase of the percentage of Roma and Egyptian women and men that participate to EPE and active employment programmes and that will be integrated into the labor market by the end of 2022</u>						
4.1.1 Assisting the participation of Roma and Egyptians to employment promotion programmes (EPP) and the Municipality, in cooperation with the Employment Office	DRAKPA / Municipality /SSD/ Strategic Policies, Innovation and Media Directorate, Chamber of Commerce	Number of Roma and Egyptians (men and women) that shall be included in EPP (expressed based on the type of programme and as percentage of total participants),  Number of employed persons and number of persons managing to keep employment even after the termination of the programme. (Job seeker, F/M, based on age-group, employed through the employment offices.)	Report from the Employment Office	Every year (2019-2022)	9,430,000	DRAKPA/ Municipality / SSD / Yearly report of the monitoring group
4.1.2 Delivery of community works (employment promotion programme)	DRAKPA / Municipality /SSD/ Strategic Policies, Innovation and Media Directorate, Chamber of Commerce	Number of community works delivered	Report from the Employment Office / Municipality	Every year (2019-2022)	4,500,000	DRAKPA/ Municipality / SSD / Yearly report of the monitoring group



<p>4.1.3 Free-of-charge participation of Roma and Egyptians to public vocational training and to courses focusing on jobs required by the labor market</p>	<p>DRAKPA / Municipality /SSD/ Strategic Policies, Innovation and Media Directorate / Regional Vocational Training Centre</p>	<p>Number of Roma and Egyptians (F/M) completing vocational training courses. (F/M; age group; Ethnicity; City/Town)</p> <p>Number of Roma and Egyptians (M/F) completing vocational training courses and managing to get employed or self-employed. (M/F), Ethnicity, City/Town</p>	<p>Report from the Employment Office / Municipality</p>	<p>Every year (2019-2022)</p>	<p>2,160,000</p>	<p>DRAKPA/ Municipality / SSD / Yearly report of the monitoring group</p>
<p>4.1.4 Training and counselling on the development of life skills with a focus on Roma and Egyptian youth at the community center</p>	<p>SSD, Education Office, Community Centre</p>	<p>Number of individuals counselled each year (at least 1 training/ counselling session)</p>	<p>Report from the Community Centre / SSD (Municipality)</p>	<p>Every year (2019-2022)</p>	<p>600,000</p>	<p>DRAKPA/ Municipality / SSD / Yearly report of the monitoring group</p>
<p>4.1.5 Promotion of success stories of Roma and Egyptians employed through the employment promotion programmes</p>	<p>Municipality/SSD/Community Centre/DRAKPA/ Media</p>	<p>Number of promoted cases</p>	<p>Report from the Community Centre / SSD (Municipality)</p>	<p>Every year (2019-2022)</p>	<p>308,000</p>	<p>Municipality/ DRAKPA/ Yearly report of the monitoring group</p>



Objective 4.2: Opening of new job positions						
Objective indicator: Increase of the percentage of Roma and Egyptian individuals employed every year until 2022						
	City Council / SSD	Establishment of quotas and an increase by 5% of the number of individuals employed every year during the Local Plan implementation period	Municipality / SSD / Human Resources Directorate (HRD)	Every year (2019-2022)	There are no additional costs	Municipality / SSD / HRD
4.2.1 Paying attention and prioritizing the employment of Roma and Egyptians that have applied to vacant positions within the administration and municipality services, in accordance with the published criteria and legal framework						
4.2.2 Establishment of the community work programme - public investments that include beneficiaries from the FA scheme, as well as Roma and Egyptians	Municipality / Programming and Development Directorate / SSD / Donors / Private Sector	Number of Roma and Egyptians involved in community works	Municipality / SSD	Every year (2019-2022)	6,000,000	Municipality / SSD / HRD



4.2.3 Provision of small grants with the aim of promoting employment and formalising jobs (including handicrafts), with a focus on Roma and Egyptian women and youth	Municipality Donor projects	Number of grants offered Grants' fund (in ALL) Number of employed / or formalised Roma and Egyptians	Municipality / Finance and Budget Directorate / SSD	Every year (2019-2022)	2,400,000	Municipality/SSD/ Yearly report of the monitoring group
4.2.4 Assisting and supporting social businesses whose target is the employment of Roma and Egyptians.	Municipality Donor projects	Number of social enterprises or businesses supported (assisted) by the Municipality Number of employed Roma and Egyptian individuals	Municipality / Finance and Budget Directorate / SSD	Every year (2019-2022)	3,000,000	Municipality/SSD/ Yearly report of the monitoring group
4.2.5 Opening of a public marketplace for trading second-hand clothes	Municipality, Assets Directorate, SSD	Marketplace surface and capacity Number of Roma and Egyptian beneficiaries	Municipality	2020	5,000,000	Municipality/SSD/ Yearly report of the monitoring group



4.2.6 Promoting positive Roma and Egyptian employment examples/stories	Municipality / SSD /	Number of promoted individuals	Municipality / SSD	2019-2022	308,000	Municipality/SSD/ Yearly report of the monitoring group
--	----------------------	--------------------------------	--------------------	-----------	---------	---

#### Intervention area: Housing and Urban Integration

Strategic Objective 5: Improvement of housing and urban infrastructure conditions in the areas inhabited by Roma and Egyptians

Measure/Activity	Stakeholders	Results Indicators	Data sources	Period	Funds/Financing (ALL)	Monitoring
<b>Specific objective 5.1: Increasing access to social housing programmes for Roma and Egyptians</b>						
<b>Indicator: Percentage increase of families living in improved housing conditions.</b>						
5.1.1 Provision of support by the Municipality to Roma and Egyptian families for the improvement of their housing conditions through the yearly applications for social housing programme financing	Municipality/Urban Planning and Development Directorate/ SSD/Assets, Property and Housing Directorate	Number of projects/applications prepared by the Municipality each year  Number of projects approved for financing by the Ministry of Finance and Economy	Municipality Report / Urban Development Directorate/SSD	Every year (2019-2022)	1,232,000	Municipality/SSD, Yearly report of the monitoring group



<p>5.1.2 Allocation of small grants for the improvement of Roma and Egyptian housing conditions (as well as hydro-sanitary equipment and new constructions) in the area of Rapishta and in the proximity of the stadium, Bradashesh and other areas</p>	<p>Municipality / Assets, Property and Housing Directorate</p>	<p>Number of grants Fund in ALL Number of improved houses</p>	<p>Municipality Report / SSD</p>	<p>Every year (2019-2022)</p>	<p>14,000,000</p>	<p>Municipality/SSD, Yearly report of the monitoring group</p>
<p>5.1.3 Planning and delivery of investments for the improvement of urban infrastructure (water supply network, roads and pavements, urban waste collection system)</p>	<p>Municipality/Urban Planning and Development Directorate/Budget and Finance Directorate/SSD/Assets, Property, and Housing Directorate.</p>	<p>Total number of projects intervening and improving the Urban infrastructure of the living areas where R&amp;E are concentrated  Investment Fund in ALL Number of families with positive impact (beneficiary)</p>	<p>Urban Development Directorate/SSD</p>	<p>Every year (2019-2022)</p>	<p>160,000,000</p>	<p>Municipality/SSD, Yearly report of the monitoring group</p>



5.1.4 Information and awareness-raising campaign concerning social housing programmes and the application methods for Roma and Egyptians	Municipality / SSD / Assets, Property and Housing Directorate	Number of informative meetings Number of informed Roma and Egyptian individuals	Municipality Report	Every year (2019-2022)	500,400	Municipality / SSD / Housing Sector, Yearly report of the monitoring group
5.1.5 Provision of assistance in collecting the documents required for social housing programmes (and rent bonus)	Municipality / SSD / Assets, Property and Housing Directorate	Number of assisted Roma and Egyptian individuals	Municipality Report	Every year (2019-2022)	1,000,800	Municipality / SSD / Housing Sector, Yearly report of the monitoring group
5.1.6 Establishment of a database (system) for registering/updating data related to the housing conditions and sheltering needs, list of homeless Roma and Egyptians	Municipality / SSD / Assets, Property and Housing Directorate	Established database	Municipality Report	Every year (2019-2022)	266,880	Municipality / SSD / Housing Sector, Yearly report of the monitoring group
5.1.7 Construction of social houses	Government / Municipality / Assets, Property and Housing Directorate.	Number of social houses built Number of beneficiary Roma and Egyptian families	Municipality Report	2022	110,000,000	Municipality / SSD



5.1.8 Provision of support for Roma and Egyptian families that are not able to pay the social housing rent, including their referral for employment and other relevant services	Municipality	Number of families benefiting from the housing bonus	Municipality Report	Every year (2019-2022)	12,600,000	Municipality / SSD
5.1.9 Enhancement of consultation mechanisms targeting Roma and Egyptian minorities in relation to issues of urban infrastructure improvement	Municipality / Urban Planning and Development Directorate / SSD / Assets, Property and Housing Directorate	Number of consultations held with the community	Municipality Report	Every year (2019-2022)	500,400	Municipality / SSD
5.1.10 Mapping the living areas with high concentration of Roma and Egyptian minorities as well as drafting a project fiche in accordance with the Municipality's prioritisation policies	Municipality / Urban Planning and Development Directorate / SSD / Assets, Property and Housing Directorate	Map of living areas and identification of needs. Project fiche prepared and approved.	Municipality Report	Every year (2019-2022)	889,600	Municipality / Urban Planning and Development Directorate / SSD





Intervention area: Social Protection						
Strategic objective 6: Enhancing the inclusion of Roma and Egyptian minorities in the social protection programmes						
Measure/Activity	Stakeholders	Results Indicators	Data sources	Period	Funds/Financing (ALL)	Monitoring
<b>Specific objective 6.1: Enhancing access to social protection programmes for Roma and Egyptian minorities</b>						
<b>Indicator: Percentage increase of Roma and Egyptian minorities included in the social protection programmes until the end of 2022</b>						
6.1.1 Information and awareness-raising campaigns related to social protection programmes (FA, social pensions, unemployment assistance, disability assistance)	Municipality / SSD	Number of campaigns Number of informed Roma and Egyptian individuals	Municipality / SSD	Every year (2019-2022)	667,200	Municipality/SSD, Yearly report of the monitoring group
6.1.2 Provision of support in completing the relevant forms for financial assistance, social pensions, unemployment assistance, disability assistance	Municipality / SSD	Number of applications (a yearly increase of 3-5% of the number of applications)	Municipality Report / SSD	Every year (2019-2022)	667.200	Municipality/SSD, Yearly report of the monitoring group
6.1.3 Training the social administrators in relation to social services, legislation and other relevant aspects	Municipality / SSD / Community Centre / Ministry of Health and Social Protection	Number of training Number of people trained (Municipality Staff)	Municipality Report / SSD	Every year (2019-2022)	140.000	Municipality/SSD, Yearly report of the monitoring group



6.1.4 Training one-stop-shop representatives with the purpose of quickly addressing issues identified by Roma and Egyptian communities in the areas where they provide services	Municipality / SSD / One-Stop-Shop / Community Centre	Number of training Number of people trained (Municipality Staff)	Municipality Report / SSD / One-stop-shop	Every year (2019-2022)	160.000	Municipality/SSD, Yearly report of the monitoring group
6.1.5 Strengthening mobile units (social administrator, community mediator, community centre) with the purpose of identifying, assessing/addressing the socio-economic needs of Roma and Egyptian families/individuals	Municipality / SSD	Assessment report	Municipality Report / SSD	Every year (2019-2022)	750,600	Municipality/SSD, Yearly report of the monitoring group
6.1.6 "Shporta për Ju (A Basket for You)", which contains basic food products and is equivalent to the FA value/amount - an initiative undertaken in cooperation with other stakeholders with the purpose of assisting Roma and Egyptian families that were not included in the FA scheme	Municipality / SSD / Businesses /	Number of assisted families/individuals	Municipality Report	Every year (2019-2022)	1,045,000	Municipality / SSD



6.1.7 Involvement of the social administrator and of the Child Protection Unit in the anti-trafficking multi-disciplinary mobile teams.	Municipality / SSD	Number of Roma and Egyptian victims of human trafficking benefiting from the social protection programme through cash payments and social services provided to individuals and families	Municipality Report	Every year (2019-2022)	533,760	Municipality / SSD / On-site monitoring teams AU and area administrators
6.1.8 Organising campaigns/solidarity social events in the framework of "Shporta për Ju", to collect food supplies and clothes for the poor	Municipality / SSD	Number of campaigns Number of beneficiary families	Municipality Report	Every year (2019-2022)	800.000	Municipality / SSD



Increasing the participation of Roma and Egyptian minorities to local decision-making processes						
Measure/Activity	Stakeholders	Results Indicators	Data sources	Period	Funds/Financing (ALL)	Monitoring
<b>Objective 7: Raising awareness and encouraging the active participation of Roma and Egyptian minorities to the local decision-making process</b>						
7.1 Organising preliminary meetings with R&E minorities and informing them on the budget and CSO priority areas	Municipality / Budget Directorate / Strategic Policies, Innovation and Media Directorate / Social Services Directorate	i) Number of meetings ii) Number of participant members iii) Number of community recommendations taken into account in the budget planning process as compared to the total number of requests	SSD Report / Budget Directorate / Strategic Policies, Innovation and Media Directorate	Every year (2019-2022)	Municipality funds (no additional costs)	Municipality / SSD
7.2. Organising meetings with R&E minorities in relation to the implementation of the budget and the beginning of the year for Roma and Egyptians - concerning their status of implementation	Municipality / Budget Directorate / Strategic Policies, Innovation and Media Directorate / Social Services Directorate/	i) Number of meetings ii) Number of participating members	Municipality Report / SSD Directorate	Every year (2019-2022)	Municipality funds (no additional costs)	Municipality / SSD



### Coordination, Monitoring and Evaluation of the Local Plan for the Integration of Roma and Egyptian Minorities

Measure/Activity	Stakeholders	Results Indicators	Data sources	Period	Funds/Financing	Monitoring
<p><b>Objective 1: Monitoring the implementation of the action-plan measures and indicators with all relevant agencies at the local level with the purpose of reducing the socio-economic inequality of Roma and Egyptians and of increasing their access to public services.</b></p> <p><b>Indicator: Yearly publication of the progress report.</b></p>						
1.1 Establishment of a database to collect information on the Local Plan indicators (including local-plan indicators that are not included on the ROMALB system)	Municipality / Social Services Directorate	Database established to include measure indicators and other indicators that are not reflected on the ROMALB system	Report from SSD (Municipality)	Every year (2019-2022)	Municipality funds (no additional costs)	Municipality / SSD
1.2. Communicating with all public agencies and other stakeholders at the local level to ensure that the (qualitative and quantitative) information is updated in accordance with the priority sectors of the Local Plan concerning the Progress Report/ updating information on the Municipality's web portal in relation to events and projects targeting Roma and Egyptian minorities	Municipality / SSD/	-	Municipality Report / SSD	Every year (2019-2022)	Municipality funds (no additional costs)	Municipality / SSD



1.3 Preparing and publishing the progress report (online on the Municipality's website) concerning the implementation of the Local Plan as well as the assessment of indicators	Municipality / Workgroup / SSD /	Published progress report Number of copies distributed/read/referred	Progress Report / updated set of indicators	Every January (2020-2022)	Municipality Funds /	Municipality / SSD, Yearly report of the monitoring group and external expert
1.4 Organising meetings (at least) every six months with the facilitators of R&E minorities and CSOs in order to provide updates on the implementation of the Local Plan and to address critical issues	Municipality/Workgroup/SSD/Community Centre/Facilitators (contact points)	Number of meetings, attendance sheet, meeting agenda	Evidence from the meetings	Every 6 months (2019-2022)	Municipality funds (no additional costs)	Municipality / SSD / Community Centre / Facilitator
1.5 Updating the online monitoring and report system (ROMALB) with new data collected by users at different levels	Municipality/SSD (ROMALB system coordinator)	Set of updated indicators	Updated Indicators	Every year (2019-2022)	Municipality funds (no additional costs)	Municipality / SSD



## VIII. Financial Resources

This chapter addresses the financial resources, needed for implementing the *Local Plan for the Integration of Roma and Egyptian Minorities 2019-2022, Elbasan Municipality*.

The costing of the action plan was made based on information provided by the Budget and Finance Directorate and all directorates involved in implementing this action plan. A combined methodology was used for costing purposes, as the plan includes five sectors and part of activities are implemented by other institutions. The main methodology used is the activity-based costing. The costing was done based on the cost of each activity reflected in the action plan. The calculation of total expenditure has taken into account the extent, number of activities to be done, number of beneficiaries etc. In several case assessment for analogy was used, especially in infrastructure and social housing projects, which consider expenditures done on similar activities. For the activities planned to be covered by the central government budget were taken into account the costs per unit according to the mid-term budget planning 2019-2021. The cost of the action plan was also realised based on the practice of budget planning and the methodology of drafting the mid-term budget.

The total cost estimated for the implementation of the measures, out of all resources of funding, is about 456.6 million ALL or approximately 3.65 million Euro<sup>47</sup>. The allocation of funds for the period 2019-2022 was programmed, considering the limits of the draft medium-term budget (PBA 2020-2022). Financial resources from the state budget cover about 13.9% of the cost of the action plan, i.e. about 63.3 million ALL, while resources of funding committed by the municipality cover 41.8 % of the cost of the action plan, or 190.9 million ALL.

Table 9 shows the budget as per priority areas in years. 66.5% of expenditures is for "Housing and urban integration" while 14.4% is for "Education and intercultural dialogue promotion".

---

47 Exchange rate 1 Euro = 125 lekë



Table 9. Budget for strategic objectives for period 2019-2022

Description	Budget 2019-2022					TOTAL
	Year 2019	Year 2020	Year 2021	Year 2022	Year 2022	
Strategic Areas						
Equal Access in Civil Registration and Justice	7,473,320.00	7,571,720.00	7,159,520.00	7,011,920.00	7,011,920.00	29,216,480.00
Education and Promotion of Intercultural Dialogue	7,692,200.00	22,429,600.00	22,429,600.00	22,429,600.00	22,429,600.00	74,981,000.00
Health Care	569,800.00	3,255,400.00	3,255,400.00	3,255,400.00	3,255,400.00	10,336,000.00
Employment and Vocational Education Training (VET)	2,538,200.00	13,443,200.00	8,804,800.00	8,919,800.00	8,919,800.00	33,706,000.00
Housing and urban integration	47,272,420.00	48,439,220.00	48,939,220.00	158,939,220.00	158,939,220.00	303,590,080.00
Social Protection	992,040.00	1,242,240.00	1,287,240.00	1,242,240.00	1,242,240.00	4,763,760.00
TOTAL (1+2+3+4+5)	66,537,980.00	96,381,380.00	91,875,780.00	201,798,180.00	201,798,180.00	456,593,320.00





Table 10 shows expenditures for the financial resources and financial gap for each of specific objectives. Expenditures for social housing projects are partly considered as financial gap. The gap primarily concerns social housing construction project. While financial gap for education is related to the project on "Creating adequate infrastructure in schools to enable implementation of pilot system of school canteens used by Roma and Egyptian children. Financial gap uncovered by all financial resources is 33.5%. Part of the financial gap requires funds allocation from municipality and state's budget, while the rest is thought to be covered by different donors and civil society organisations.



Table 10. Expenditure by sources of financing

Description	FUNDED BY					Funds Needed in ALL
	Municipality	Government	Donors	Others	Total	
Priorities Areas						
Equal Acces in Civil Registration and Justice	2,496,480.00	24,320,000.00	2,400,000.00	0.00	29,216,480.00	0.00
Education and Promotion of Intercultural Dialogue	10,543,040.00	2,845,920.00	492,800.00	44,892,800.00	58,774,560.00	16,206,440.00
Health Care	194,560.00	2,180,640.00	0.00	0.00	2,375,200.00	7,960,800.00
Employment and Vocational Education Training (VET)	308,000.00	14,898,000.00	0.00	600,000.00	15,806,000.00	17,900,000.00
Housing and Urban Integration	174,790,080.00	18,800,000.00	0.00	0.00	193,590,080.00	110,000,000.00
Social Protection	2,618,760.00	300,000.00	0.00	1,045,000.00	3,963,760.00	800,000.00
<b>TOTAL (1+2+3+4+5)</b>	<b>190,950,920.00</b>	<b>63,344,560.00</b>	<b>2,892,800.00</b>	<b>46,537,800.00</b>	<b>303,726,080.00</b>	<b>152,867,240.00</b>



## IX. Monitoring and evaluation

The Local Plan for the Integration of Roma and Egyptian Minorities is a policy and development document of Elbasan Municipality for targeted communities and should not stop with its approval by the Mayor and the Municipal Council. Regular monitoring of the Local Plan at certain time intervals, collection of data for measurable indicators, and evaluation of their impact on the improvement of the access to public services provided to the community and the publication of the results of the implementation of these measures is an institutional responsibility of the municipality, which is based on the principles of accountability of local governments, non-discrimination, citizen participation, and public information.

Monitoring and evaluation results will contribute to orienting new policies and allocation of local-level resources under strategic planning and the local decision-making process. Also, the monitoring reports will provide valid and quality information under the ROMALB system report conducted twice a year by the Ministry of Health and Social Protection.

At a high level, the monitoring report will facilitate the decision-making to inform the high management group at the local level, which will be responsible for monitoring the progress of all development plans approved by the Municipality, as well as the General Local Plan, and the Mid-Term Budget Program, and the budget. The monitoring results on the progress of implementation of the measures/activities of the Local Plan for the Integration of Roma and Egyptian Minorities shall be periodically presented (at least once or twice a year).

On the operational level, it will be the Social Service Directorate and the Community Coordinator as part of this directorate, responsible for monitoring the implementation of the Local Plan. The Social Service Directorate is responsible for collecting quantitative and qualitative data from all municipal structures according to the relevant sectors, as well as all other public institutions. The Social Service Directorate in the municipality has a co-ordination role on the progress of the implementation of the plan. The local plan envisions publishing annual progress reports and support for the monitoring reports of civil society.

The full functioning of the monitoring framework requires increasing municipal staff capacities, improving the degree of accountability of other municipal structures, as well as co-operation and interaction with other local-level structures under central institutions.

The process of self-declaration as Roma or Egyptian is not standardised, and some local-level structures are reluctant to collect these data for fear of violating privacy and *self-declaration rights provided by law*. There is a need to increase the capacity to make sure that all relevant public offices can collect the data needed



for monitoring the implementation of the Local Plan, while also defending the privacy rights of Roma and Egyptians. Data about Egyptians are particularly missing<sup>48</sup>.

At the level of priority sectors and strategic objectives, monitoring will be conducted through the assessment mechanisms based on results through measurable indicators, as well as observation on quality and access to public services of Roma and Egyptians. These annual surveys must be undertaken by the municipality in co-operation with community organisations and the CSOs. The survey results should be published on the municipality website.

Monitoring is an essential duty to be carried out by the municipality. However, taking into account the limited resources conditions of municipality staff, work load and limited vocational capacities, monitoring of plan for Roma and Egyptian integration may be supported even by the external expertise form projects of donor agencies. This can be especially done in the first year of the monitoring process. The external expertise will assist in development of *know-how* and enhancement of local administration capacities toward monitoring and reporting.

The municipality regularly updates the online electronic system “ROMALB” for registration and updating data for the indicators of the NAPIRE Action Plan 2016-2020, while the MHSP offers technical support and training for the system users in the municipality.

#### Recommendations for the Municipality:

- Creating and ensuring the sustainability of the Institutional Working Group responsible for high-level coordination and monitoring of the implementation of the Local Plan.
- Assign local officials responsible for following up and monitoring the Local Plan (e.g. employees from the Directorate of Social Service)
- Strengthening co-operation with community organisations and CSOs (local organisations) targeting Roma and Egyptian communities, as well as with facilitators or Roma contact points.
- Ensure co-operation with projects financed by donor agencies for external support and expertise.

---

48 NAPIRE, 2016-2020



## X. Annexes

### X.1 Assessment of the municipality and other local institutions capacities

In addition to the needs identified for the R&E communities, we also need to assess the capacity level of the municipalities in each area of interest. Below are the assessment areas of the municipality capacity and the guiding questions for each component. The data should be recent, for the last 3 years. Use the last column of the table for notes and details that complement and clarify figures or answers provided in the second column.

Table 1 . Assessment of municipal capacities in the field of education (including pre-school system)

EDUCATION	<b>Has the municipality conducted any infrastructure improvement project in the past 3 years?</b>	Yes/No	
	<i>If so, were any of them with a considerable number of Roma children?</i>	Yes/No	
	<i>If so, was that also with EU funds?</i>	Yes/No	
	Has the Municipality conducted any training for teachers in the last 3 years? (e.g., in collaboration with RED, etc.)	Yes/No	
	<i>If so, was that also EU funded?</i>	Yes/No	
	Are there any active school mediators in Roma communities?	Give a number	
	Does the Municipality finance any other support programme for Roma children?	Yes/No	
	Which municipal departments/services are responsible/competent in this area?	List them.	
	Can education-related issues be addressed at the local level?	Yes/No	
	Does the municipality have the capacity to draft and implement projects in the field of education?	High/ medium/ low capacity	



What are the municipal needs in this direction? (education in general, including Roma children in particular)	Specify	
What is the approved investment fund for constructing new kindergartens and/or reconstructing existing kindergartens versus the local budget for the reporting year (in %)	_%	
Referring to the question above, have there been kindergartens/nurseries attended by children of the Roma community?	v.2019 (forecast in Mid/Term Budget)	
Local investment fund for the construction of new schools and/or reconstruction of existing schools vs the local budget approved in the reporting year (in %)	_%	
Referring to the question above, have there been well-maintained/or reconstructed schools attended by a significant number of Roma children?		
Other issues		

Table2 . Municipal capacity assessment in the field of employment

<b>EMPLOYMENT</b>	<b>Has the municipality conducted any project aimed at improving skills and employment in the past 3 years?</b>	<b>Yes/No</b>	
	<i>If yes:</i>		
	<i>Was that also with EU funds?</i>	Yes/No	
	<i>Was there any funding from donors?</i>	Yes/No	
	<i>Who implemented/is implementing the project?</i>		
	<i>Were there Roma participants? How many?</i>	Give a (rough) figure	
	Which municipal departments/services are responsible in this area?	List them.	
Can issues in this area be addressed at the local level?	Yes/No		



Does the municipality have the capacity to draft and implement projects in the employment area?	High/medium/low capacity	
Has the Municipality supported Roma youth with vocational education and training in line with labor market needs (in co-operation with RED and the Labor Office)? How many?	Yes/No  (Approximate) Number	
Are there unemployed R&E who receive economic assistance, and who are financially supported by the municipality with vocational education and training? How many?	Yes/No  (Approximate) Number	
Any other issues of importance to note?	Note	

Table3 . Municipal capacity assessment in the field of housing

<b>HOUSING</b>	<b>Has the municipality implemented any projects in the housing area in the past 3 years?</b>	<b>Yes/No</b> <b>How many?</b> _____	
	<b>Was any of them focused on the Roma households/community?</b>	<b>Yes/No</b> <b>How many?</b> _____	
	<i>If so:</i>		
	<i>Was there any application for funds?</i>	Yes/No	
	<i>Were there any funds received from the EU?</i>	Yes/No	
	<i>What about other donors?</i>	Yes/No	
	<i>Who implemented/is implementing the project?</i>		
	<i>Were there Roma participants? How many?</i>	Give a (rough) figure	
Which municipal departments/services are responsible in this area?	List them.		
Can issues in this area be addressed at the local level?	Yes/No		



Does the municipality have capacities to design and implement projects in the housing area?	High/medium/low capacity	
Percentage (%) of social housing cases for Roma community		
Any other issues of importance to note?	Note	

Table 4 . Municipal capacity assessment in the healthcare field

<b>HEALTH CARE</b>	<b>Has the municipality implemented any health care projects for the Roma community in the past 3 years?</b>		<b>Yes/No</b>	
	<i>If so:</i>	<i>Was that also with EU funds?</i>	Yes/No	
		<i>Was there any funding from donors?</i>	Yes/No	
		<i>Who implemented/is implementing the project?</i>		
		<i>Were there Roma participants? How many?</i>	Give a (rough) figure	
	How many healthcare mediators are active in Roma communities?		Put a number.	
	Which municipal departments/services are responsible/competent in this area?		List them.	
	Can issues in this area be addressed at the local level?		Yes/No	
	Does the municipality have capacities to draft and implement projects in the field of health care?		High/medium/low capacity	





Table 5. Assessment of municipal capacities in the field of equality and social inclusion

<b>INCLUSION</b>	<b>Has the municipality implemented any projects to promote equality and social inclusion in the past 3 years?</b>		<b>Yes/No</b>	
	<i>If so:</i>	<i>Was that also with EU funds?</i>	Yes/No	
		<i>Was there any funding from donors?</i>	Yes/No	
	Which municipal departments/services are responsible/competent in this area?		List them.	
	Can issues in this area be addressed at the local level?		Yes/No	
Does the municipality have the capacity to draft and implement social inclusion projects?		High/medium/low capacity		

The last table affects an intersectoral and inter-ethnic issue, that of financing and raising funds for financing various projects. This section serves specifically to assess and obtain as much information and data as possible on the capacities and opportunities of the municipality to draft projects, raise funds, and implement projects funded by the EU, national and international donors, and so on.

Table 6. Municipal capacity assessment in the area of project writing and fundraising

<b>FINANCING</b>	<b>Does the municipality have the capacity to apply for and use EU funds or other donors' money, including national funds?</b>		<b>High/medium/low capacity</b>	
	Can the municipality apply for other donors' funds (SDC/Swiss, EEA/Norwegian, and others, such as IPA cross-border projects, ADRIAN, MED, BALLKANS-MEDITERRANIAN )?		Yes/No	
	Which municipal departments/services are responsible/competent in this area?		List them.	
	Has the municipality supported CSOs promoting social-economic integration of the Roma community with grants?			
	Any other issues of importance to note?		Note	



## Increasing transparency at the local level

Have Roma and Egyptian minorities, or the civil society organisation that support these communities in the process of annual or mid-term budget planning consultations given any recommendations? If so, how many recommendations were reflected in 2018?

### Other aspects

	Human Resources Capacity/ Development	Yes	No	Explanation
1	If you have a job description, are everyone's roles and tasks clearly defined as per the job description? Is the work description compiled using by a specific template/ model (e.g., the template approved by the Department of Public Administration)?			
2	Is there an effective communication system in terms of resolving problems, performing tasks/ functions in the Municipal Council and/or with the head of the institution?			
3	Is there regular communication with, and/or regular participation of Roma and Egyptians in the joint and regular meetings of the City Council, and/or other institutions (which are responsible for the provision of services for specific issues concerning the community)?			
4	Do you have sufficient access to development of skills (training) to perform quality work (service)?			
5	How many employees have been trained for the past 2 years? Note the main fields.			
6	Do you have sufficient skills to perform your role in the public service you belong to?			
7	Specify up to three areas, where you need to grow your skills in the future:			
8	What are the three (3) most important improvements in terms of providing municipal services in the last two years?			
9	What are the three (3) remaining weaknesses in providing services in your municipality?			



## X.2 Municipal Task Force Group in Elbasan

### Institutional Working Group, Elbasan

Name	Surname	Position
Gledian	Llatja	Mayor / Municipality of Elbasan
Shefki	Lika	Director of Social and Community Care, Municipality of Elbasan
Ervin	Saraçi	Former Deputy Mayor / Municipality of Elbasan
Lindita	Senia	Responsible of the Sector on Roma and Egyptian Minorities / Municipality of Elbasan
Nadire	Kreka	Responsible of the Sector on Child Protection and Gender Equality, Municipality of Elbasan
Anila	Çota	Director / Educational Office Elbasan
Sonila	Banja	Specialist of Data Sector / Educational Office Elbasan
Mariol	Paralloj	Specialist / Directorate of Vocational Education Elbasan
Marsida	Hyseni	Director / Regional Directorate of Employment Elbasan
Alma	Braveshi	Deputy Director / Regional Directorate of Employment Elbasan
Behar	Tashi	Director / Civil Service Unit Elbasan
Danjela	Shuli	Coordinator / Roma Community Centre
Albert	Hajrullai	Director / Directorate of Urban Territory, Municipality of Elbasan
Eltiona	Kolla	Responsible for Vulnerable Communities, Municipality of Elbasan






### Community Action Group, Elbasan

Name	Surname	Position
Enver	Mustafaj	CAG
Denis	Demiri	CAG
Nikolino	Ademi	CAG
Mexhidije	Ademi	CAG
Brikena	Halimllari	CAG
Fiqirete	Ali	CAG
Ilir	Ademi	CAG
Blerina	Kallo	CAG
Sonila	Ademi	CAG
Shpresa	Demiri	CAG
Igli	Demiri	CAG
Ronaldo	Rakipi	CAG
Masimo	Ademi	CAG
Mimoza	Demiri	CAG



## X.3 Decision of Approval by Elbasan Local Council

(in original language)

---

**REPUBLIKA E SHQIPËRISË**  
**KËSHILLI BASHKIAK ELBASAN**

Nr. 186/1 Prot Elbasan më 30/04/2020.

**VENDIM**  
Nr. 43 datë 30/04/2020.

**Mbi miratimin e "Planit Vendor për Integrimin e Pakicave Rome dhe Egjiptiane 2019-2022 të Bashkisë Elbasan".**


Këshilli Bashkiak në mbledhjen e tij të datës \_\_\_/04/2020 pasi shqyrtoi materialin e paraqitur nga DSHKSK, bazaru në ligjin nr.139/2015 "Për vetëqeverisjen vendore", nenin 24, 28/1 dhe ligjin nr. 121/2016 datë 24.11.2016 "Për shërbimet e kujdesit shoqërore" neni 36,

**VENDOSI**



1. Të miratojë "Planin Vendor për Integrimin e Pakicave Rome dhe Egjiptiane 2019- 2022 të Bashkisë Elbasan".
2. Ngarkohen për zbatimin e këtij vendimi Drejtoria e Shërbimit të Kujdesit Social e Komunitar, Drejtoria e Buxhetit si dhe Drejtoria e Financës.
  1. Ky vendim hyn në fuqi 10 ditë pas miratimit nga Këshilli Bashkiak.

Dr.Sh. K. Soc Komunit Drejtori Juridik Drejtori Buxheti Drejtori Financës	Sh. Lika O. Deliallisi M. Beluli, A. Merkja
--	--

**Sekretar i Këshillit Bashkiak**  
**Klajd Gripshi**



**Kryetar i Këshillit Bashkiak**  
**Hektor Çiftja**



# ROMA ACTED

*Promoting good governance  
and Roma empowerment  
at local level*

ENG

The Council of Europe is the continent's leading human rights organisation. It includes 47 member states, including all members of the European Union. All Council of Europe member states have signed up to the European Convention on Human Rights, a treaty designed to protect human rights, democracy and the rule of law. The European Court of Human Rights oversees the implementation of the Convention in the member states.

[www.coe.int](http://www.coe.int)

The European Union member states have decided to link together their know-how, resources and destinies. Together, they have built a zone of stability, democracy and sustainable development whilst maintaining cultural diversity, tolerance and individual freedoms. The European Union is committed to sharing its achievements and its values with countries and peoples beyond its borders.

[www.europa.eu](http://www.europa.eu)

---

Funded  
by the European Union  
and the Council of Europe



EUROPEAN UNION

COUNCIL OF EUROPE



CONSEIL DE L'EUROPE

---

Implemented  
by the Council of Europe