

# Parallel civil and administrative proceedings

The experiences of Children Houses

Carl Göran Svedin  
Professor

Tallin

19th February 2015



Disclosure of sexual abuse, rates ( $n = 1,493$ )

Priebe, Svedin, 2007

Could talk to ...	Females	Males	$\chi^2$ ( $df = 1$ )	$p$
	$n = 1,244$ (%)	$n = 249$ (%)		
Somebody	1,013 (81.4)	172 (69.1)	19.34	<.001
Mother	351 (28.2)	43 (17.3)	12.80	<.001
Father	160 (12.9)	34 (13.7)	0.12	.734
Sibling	187 (11.6)	29 (11.6)	1.92	.166
Friend of my age	781 (62.8)	111 (44.6)	28.58	<.001
Adult relative or friend	111 (8.9)	33 (13.3)	4.46	.035
Professional	117 (9.4)	7 (2.8)	11.85	.001
Other person	128 (10.3)	48 (19.3)	16.12	<.001
The incident was reported to social authorities or police	91 (7.3)	11 (4.4)	2.74	.098



# Severity of sexual abuse and disclosure rates, girls (n = 1,244)

Could talk to...	Non-contact N = 116		Contact N = 848		Penetrating N = 280		p
	N	(%)	N	(%)	N	(%)	
Nobody	6	(5.2)	153	(18.0)	72	(25.7)	<.001
Friend of my age	77	(66.4)	539	(63.6)	165	(58.9)	.267
Mother	76	(65.5)	232	(27.4)	43	(15.4)	<.001
Father	42	(36.2)	102	(12.0)	16	(5.7)	<.001
Sibling	35	(30.2)	125	(14.7)	27	(9.6)	<.001
Other person	12	(10.3)	85	(10.0)	31	(11.1)	.882
Professional	4	(3.4)	61	(7.2)	52	(18.6)	<.001
Adult relative or friend	18	(15.5)	72	(8.5)	21	(7.5)	.029
Reported to social authorities or police	17	(14.7)	47	(5.5)	27	(9.6)	<.001



(Priebe & Svedin, 2007)



# NATIONAL GUIDELINE

- **Consulting meeting:** spec. prosecutors, spec. policemen, social workers, somatic medicine (paediatrics/gynecology), child psychiatry
- Child protection services participate in the child interview
  - Asses the child need of protection/support
- Offered crisis support of skilled and experienced staff.

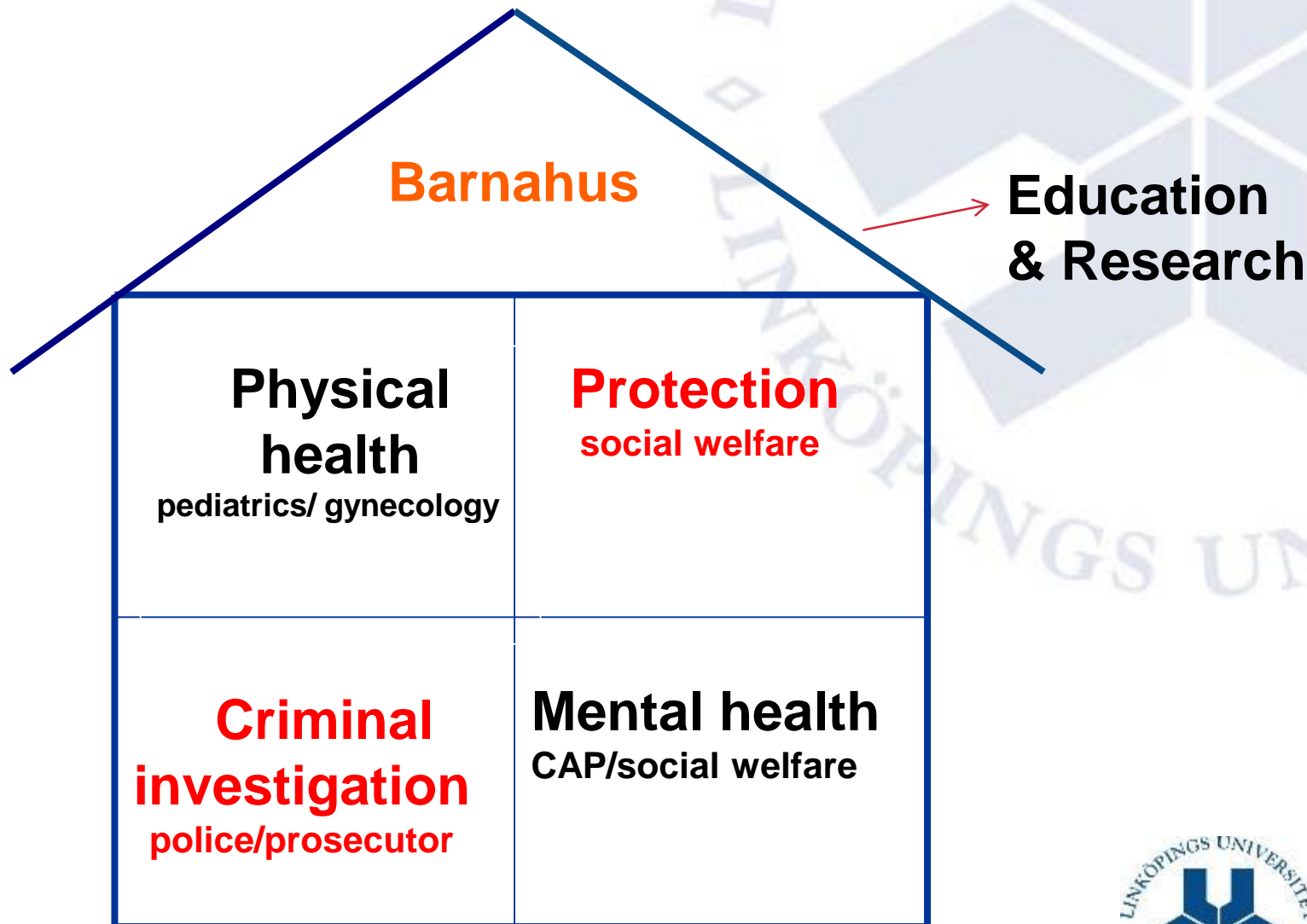


# First consultation meeting

aim

- Make an overall assessment based on the content of the notification and other information in the case
- If the case is going further, coordinate and plan who does what and in what order



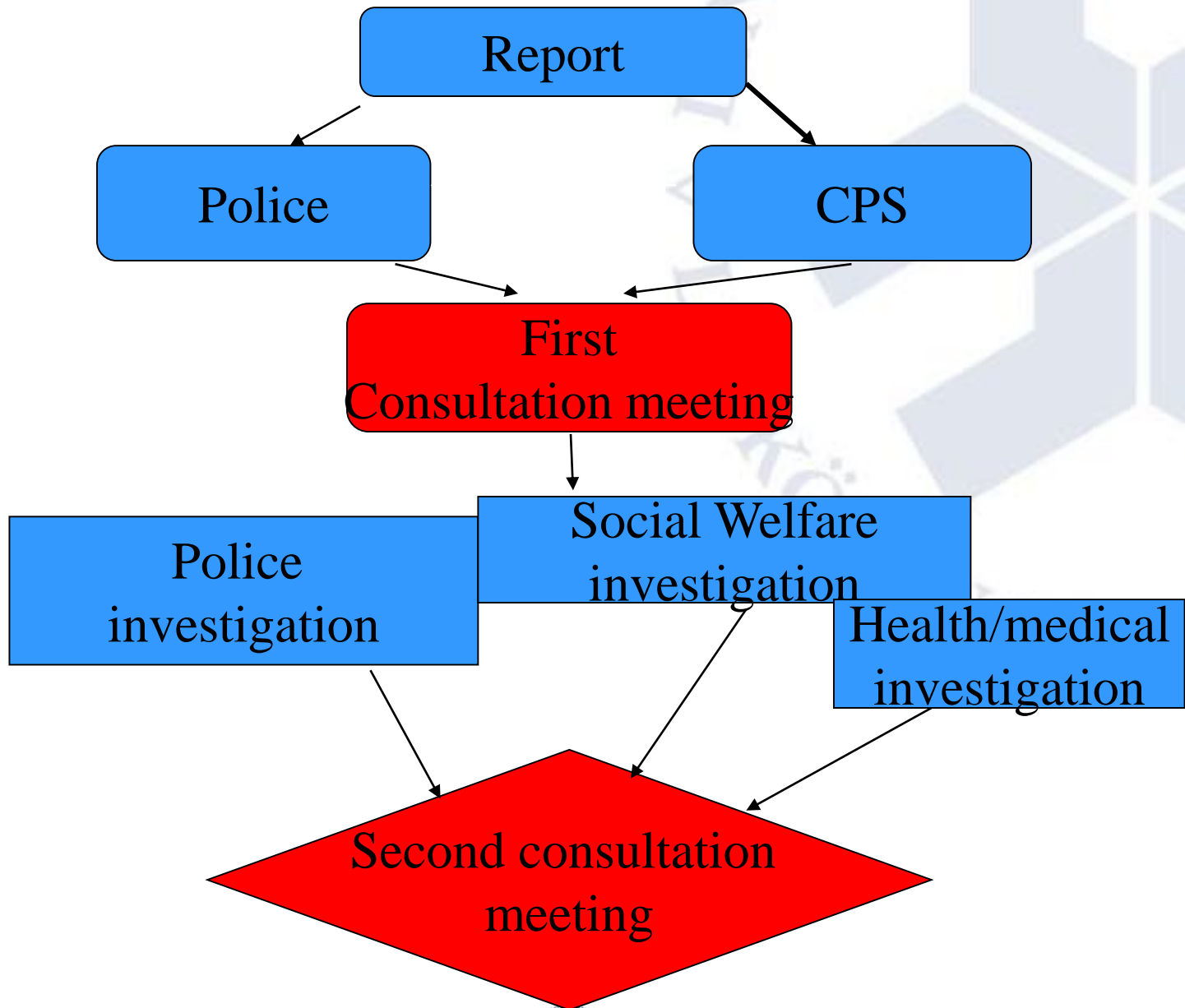


# Multidisciplinary Team

- A multidisciplinary team for response to child abuse allegations includes representation from the following:
  - **Child Protective Services** – is the child safe? Are other children at risk?
  - **Medical** – is there evidence of abuse? Does the child need treatment?
  - **Mental Health** – does the child/family need mental health services? What type of service would help the most?
  - **Law Enforcement** – has a crime been committed?
  - **Prosecution** – can I prove the case in court?







# Second consultation meeting

aim

- Take decisions and inform the others
- Plan for the future

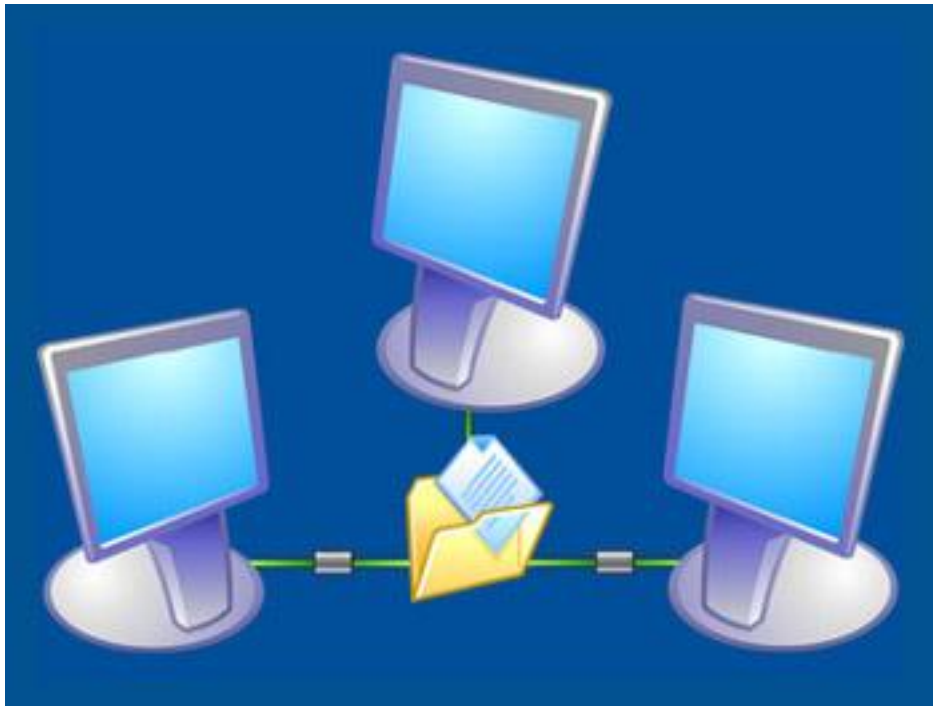


# Case Review

- A formal process in which MDT discussion and information sharing regarding the investigation, case status, and services needed by the child and family is to occur on a routine basis.
  - Sharing of information
  - Proactive planning for investigation/intervention



# CASE TRACKING



- Barnahus must develop and implement a system for monitoring case progress and tracking case outcomes for team components.

# Cost-Benefit Analysis

- Traditional investigations were **36%** more expensive than CAC investigations. The average per-case cost:
  - CAC investigation - \$2,902
  - Non-CAC investigation - \$3,949

Formby, J., Shadoin, A. L., Shao, L, Magnuson, S. N., & Overman, L. B. (2006). Cost-benefit analysis of community responses to child maltreatment: A comparison of communities with and without child advocacy centers. (Research Report No. 06-3). Huntsville, AL: National Children's Advocacy Center.



# Economic Impact

Currie, J. & Widom, C.S. (2010). Long term consequences of child abuse and neglect on adult economic well-being. *Child Maltreatment*, 15(2), 111-120.

- The purpose of this study was to determine whether child abuse and neglect affects long-term economic productivity of those directly affected.
  - Part of the only long-term prospective cohort research study with a matched comparison group
  - Prior published research has focused on mental health and behavioral outcomes.
  
- The data were collected from 1967-2005 in one Midwestern metropolitan county.
  - All child abuse and neglect cases included involved children under the age of 11 and were substantiated in court proceedings.



# Economic Impact

- Individuals with a history of child maltreatment:
  - were **significantly less likely to own a bank account, stock, a vehicle, or a home**;
  - **earned almost \$8,000 less per year** than non-abused subjects.
- Women abused in childhood appear to have greater long-term economic impacts than men who were abused in childhood



# Cost of healthcare for abuse survivors

Bonomi, A.E.; Anderson, M.L.; Rivara, F.P.; Cannon, E.A.; Fishman, P.A.; Carrell, D; Reid, R.J.; & Thompson, R.S.(2009). Health care utilization and costs associated with childhood abuse. *Journal of General Internal Medicine*, 23(3), 294-300.

- Participants - 3,333 women who received insurance from the Group Health Cooperative for at least 12 of the 41 calendar quarters in the study's time frame.
- 34% reported a history of childhood abuse:
  - Physical Abuse only – 6.5%
  - Sexual Abuse only – 20.1%
  - Physical and Sexual Abuse – 7.2%





# Cost of healthcare for abuse survivors

- **Total annual health care costs were higher** for all groups of women who experienced some form of child abuse:
  - Both physical and sexual abuse – **36%**
  - Sexual abuse only – **16%**
  - Physical abuse only – **22%**

Bonomi, A.E.; Anderson, M.L.; Rivara, F.P.; Cannon, E.A.; Fishman, P.A.; Carrell, D; Reid, R.J.; & Thompson, R.S.(2009). Health care utilization and costs associated with childhood abuse. *Journal of General Internal Medicine*, 23(3), 294-300.



# Thank you!

[carl.goran.svedin@liu.se](mailto:carl.goran.svedin@liu.se)



# Economic Burden of Child Maltreatment

- The estimated average lifetime cost per victim of nonfatal child maltreatment is **\$210,012** in 2010 USD:
  - \$32,648 in childhood health care costs
  - \$10,530 in adult medical costs
  - \$144,360 in productivity losses
  - \$7,728 in child welfare costs
  - \$6,747 in criminal justice costs
  - \$7,999 in special education costs.



# Economic Burden of Child Maltreatment

- The estimated average lifetime cost per death is **\$1,272,900**:
  - \$14,100 in medical costs
  - \$1,258,800 in productivity losses
- Total lifetime economic burden from both in 2008:
  - **Approximately \$124 billion – possibly as large as \$585 billion**

Fanga, X.; Brown, D.S.; Florencea, C.S.; and Mercya, J.A. (2012). The economic burden of child maltreatment in the United States and implications for prevention. *Child Abuse and Neglect*.

