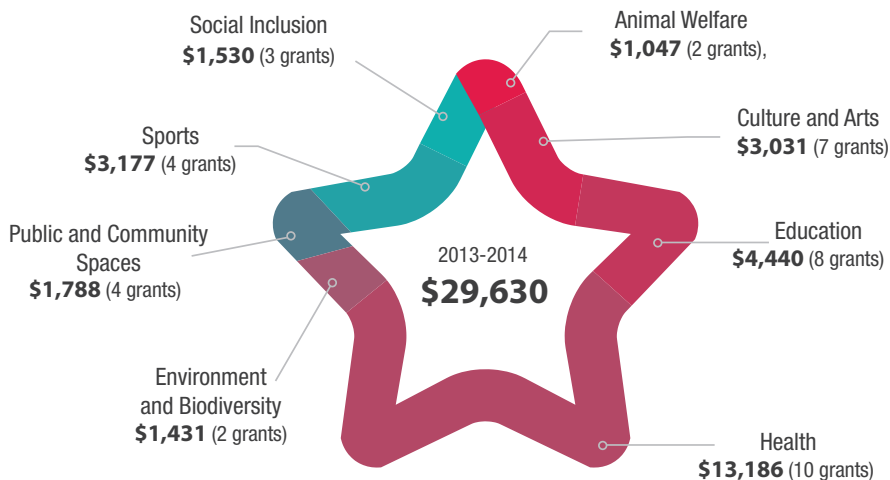
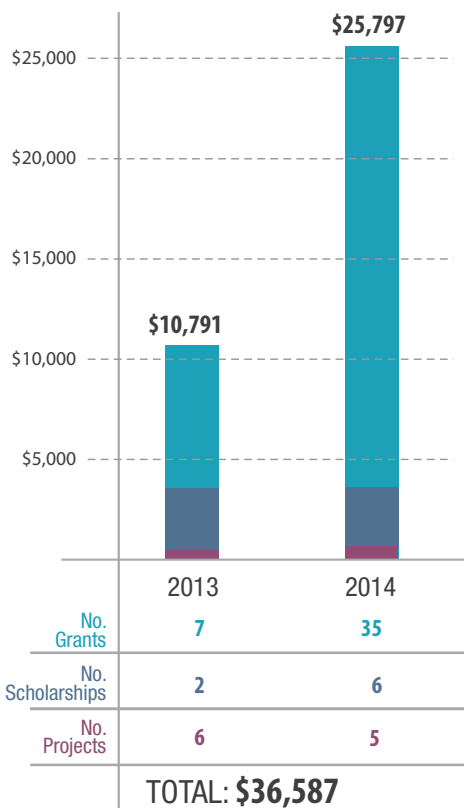


GRANTS BY SECTOR 2013-2014



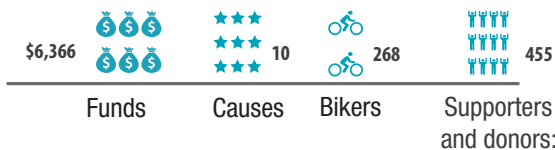
ANNUAL COMMUNITY INVESTMENT

● Grants ● Scholarships ● Projects

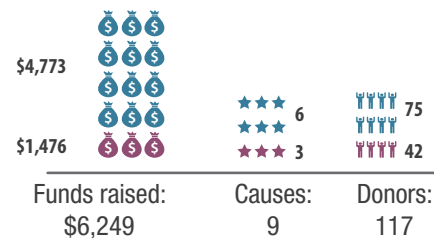


LOCAL FUNDRAISING MECHANISM:

//BIKEATHON
(1 year, 2014)



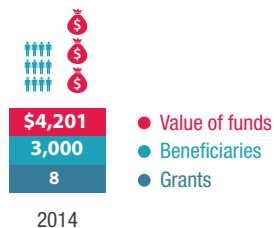
//DONOR CIRCLE
(2013 - 2014, 3 editions)



YOUTH-LED GRANTMAKING AND COMMUNITY LEADERSHIP

YouthBank Fagaras 2014

1 Value of youth-led grantmaking funds and Beneficiaries



2 Young grantmakers and leaders involved



BRAȘOV COUNTY DATA



County budget (expenditures)

1.320,7 mil. / 2012*

GDP

18.076,60 mil. / 2011*

Net average wage

1.540 / 2013*

GDP/capita

32.913,40 / 2011

► TFCF covers a population of 145,000 from the Țara Făgărașului area

Employed workforce	159,652	2012*
Unemployment rate	4.4%	2013*
Number of companies	16,831	2012*
Number of NGOs	2,628	2011*

*Data from National Statistics Institute

INFOGRAPH DEVELOPED BY



This infographic is based on data provided by Țara Făgărașului Community Foundation. Țara Făgărașului Community Foundation was registered in June 2013.