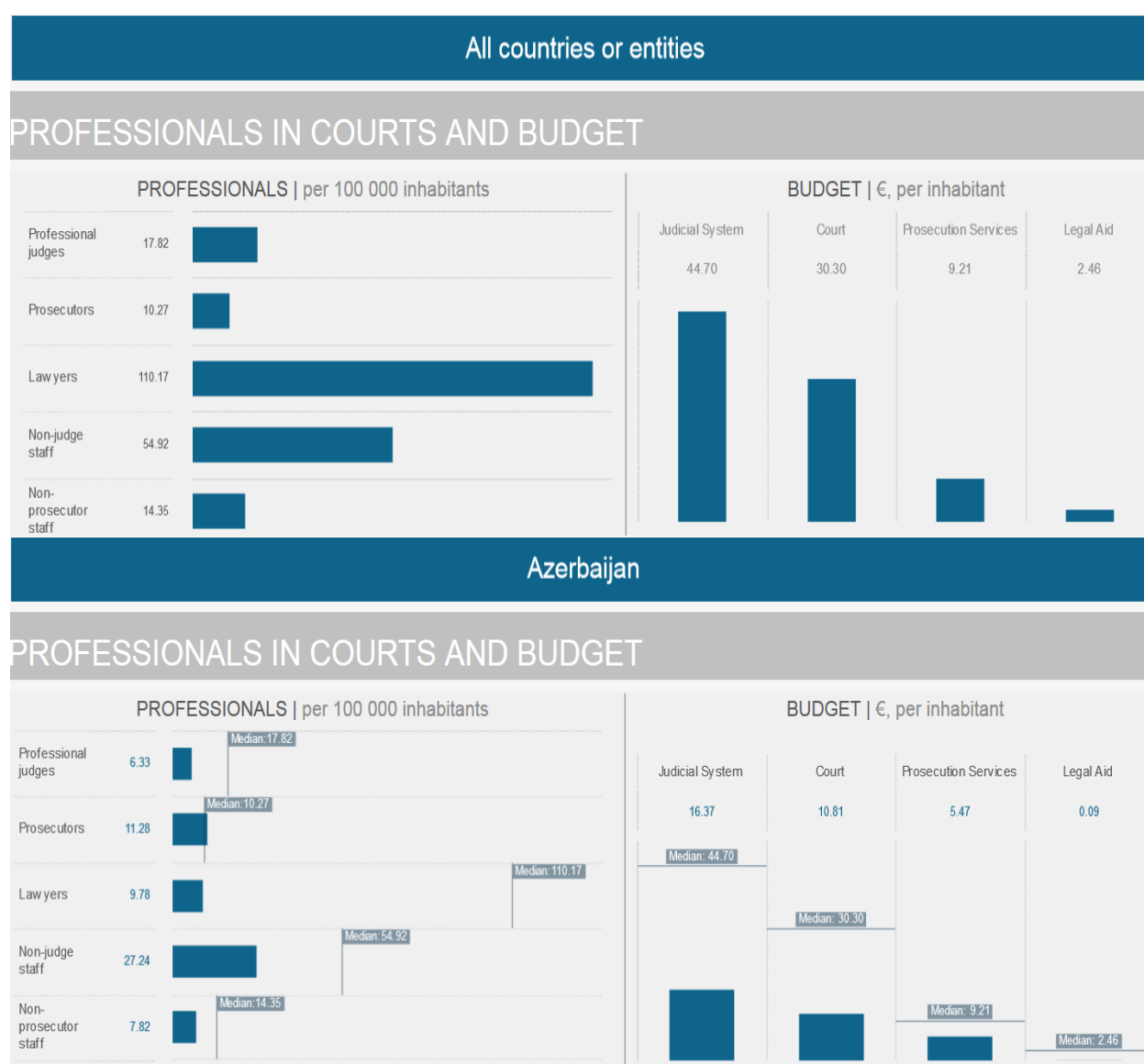


## Appendix 4: Examples of data provided through the CEPEJ-STAT database in regard to the Republic of Azerbaijan.

The European Commission for the Efficiency of Justice (CEPEJ) decided to make its data available for use to authorities and researchers wishing to benefit from the official scientific support of the Commission. Therefore the CEPEJ is pleased to invite relevant bodies/institutions or individual researchers to work on specific studies. Statistical data in regard to the Council of Europe member States is published together with 5 dashboards which allow multiple options for exploring the data of the European judicial systems or of individual countries (comparing the indicators of different countries being possible) on the Webpage <http://www.coe.int/t/dghl/cooperation/cepej/evaluation/2016/STAT/default.asp>.

Below is presented just a selection of tables and graphs with information that is relevant for the justice system of Azerbaijan. The CEPEJ-STAT database allows a far more reach and detailed research.



## All countries or entities

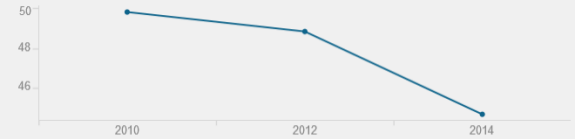
Select a category of professional to show the evolution:

Professional judges



Select a category of budget to show the evolution:

Judicial System



## Azerbaijan

Select a category of professional to show the evolution:

Professional judges



Select a category of budget to show the evolution:

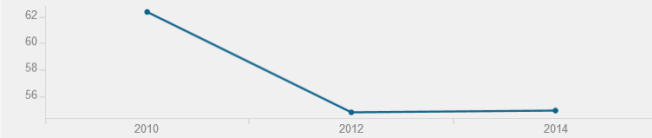
Judicial System



## All countries or entities

Select a category of professional to show the evolution:

Non-judge staff



Select a category of budget to show the evolution:

Court



## Azerbaijan

Select a category of professional to show the evolution:

Non-judge staff



Select a category of budget to show the evolution:

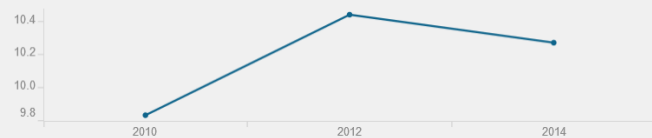
Court



## All countries or entities

Select a category of professional to show the evolution:

Prosecutors



Select a category of budget to show the evolution:

Prosecution Service



## Azerbaijan

Select a category of professional to show the evolution:

Prosecutors



Select a category of budget to show the evolution:

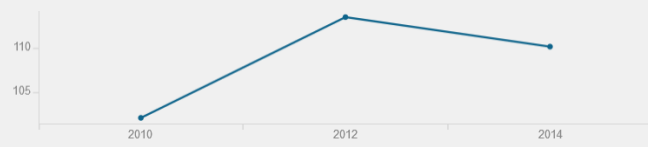
Prosecution Service



## All countries or entities

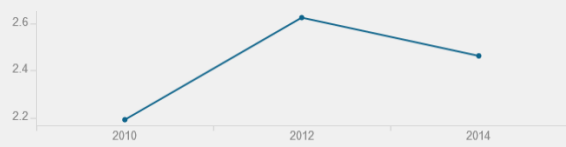
Select a category of professional to show the evolution:

Lawyers



Select a category of budget to show the evolution:

Legal Aid



## Azerbaijan

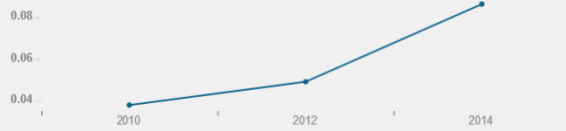
Select a category of professional to show the evolution:

Lawyers



Select a category of budget to show the evolution:

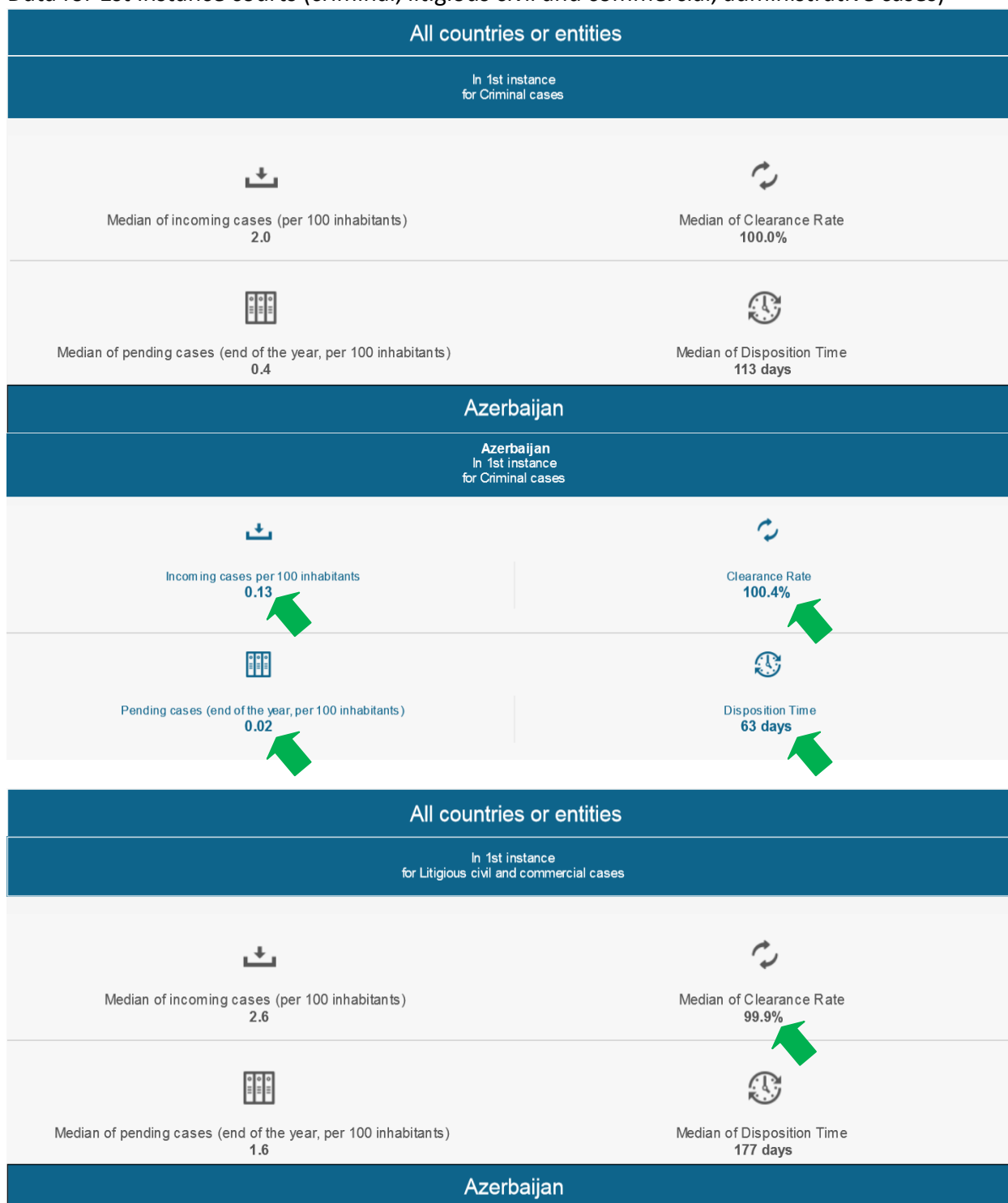
Legal Aid

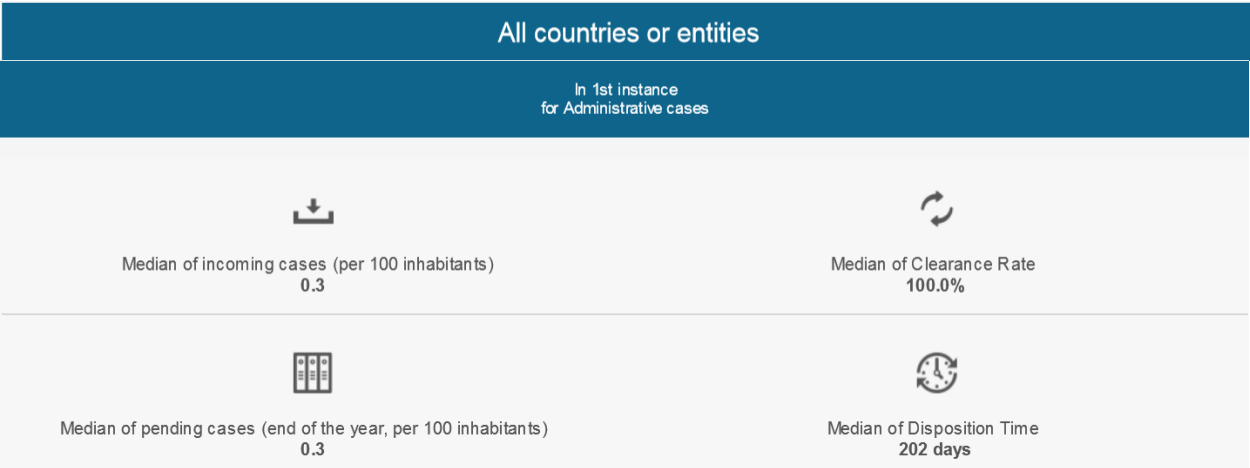
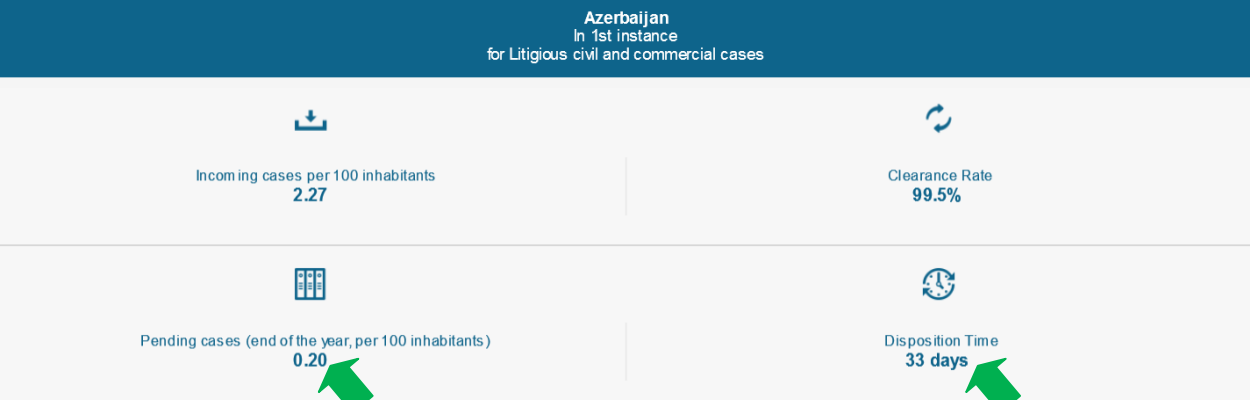


## EFFICIENCY













### Caseflow and main efficiency indicators Azerbaijan, compared with European medians (Clearance Rate and Disposition Time), year 2014:

Data for 1st instance courts (criminal, litigious civil and commercial, administrative cases)









## Data for 2nd instance courts (criminal, litigious civil and commercial, administrative cases)













All countries or entities			
In 2nd instance for Criminal cases			
	Median of incoming cases (per 100 inhabitants)		Median of Clearance Rate
	0.1		99.3%
	Median of pending cases (end of the year, per 100 inhabitants)		Median of Disposition Time
	0.04		78 days
Azerbaijan			
Azerbaijan In 2nd instance for Criminal cases			
	Incoming cases per 100 inhabitants		Clearance Rate
	0.04		101.8%
	Pending cases (end of the year, per 100 inhabitants)		Disposition Time
	0.00		44 days
All countries or entities			
In 2nd instance for Litigious civil and commercial cases			
	Median of incoming cases (per 100 inhabitants)		Median of Clearance Rate
	0.3		99.9%
	Median of pending cases (end of the year, per 100 inhabitants)		Median of Disposition Time
	0.2		125 days
Azerbaijan			

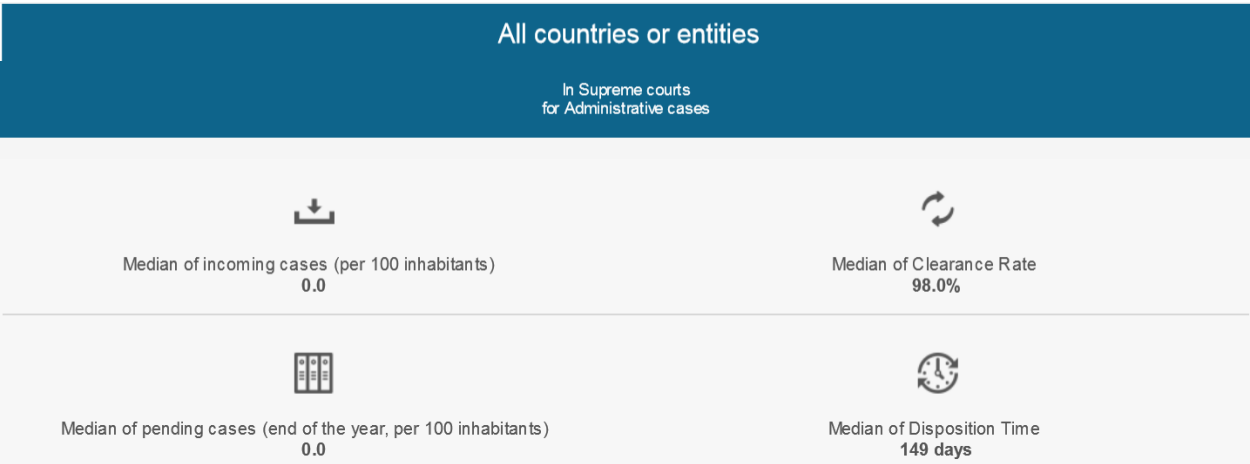
Azerbaijan In 2nd instance for Litigious civil and commercial cases			
 Incoming cases per 100 inhabitants <b>0.15</b>		 Clearance Rate <b>99.9%</b>	
 Pending cases (end of the year, per 100 inhabitants) <b>0.02</b>		 Disposition Time <b>56 days</b>	

All countries or entities In 2nd instance for Administrative cases			
 Median of incoming cases (per 100 inhabitants) <b>0.1</b>		 Median of Clearance Rate <b>100.1%</b>	
 Median of pending cases (end of the year, per 100 inhabitants) <b>0.0</b>		 Median of Disposition Time <b>143 days</b>	

Azerbaijan In 2nd instance for Administrative cases			
 Incoming cases per 100 inhabitants <b>0.03</b>		 Clearance Rate <b>100.1%</b>	
 Pending cases (end of the year, per 100 inhabitants) <b>0.00</b>		 Disposition Time <b>51 days</b>	

## Data for Supreme courts (criminal, litigious civil and commercial, administrative cases)

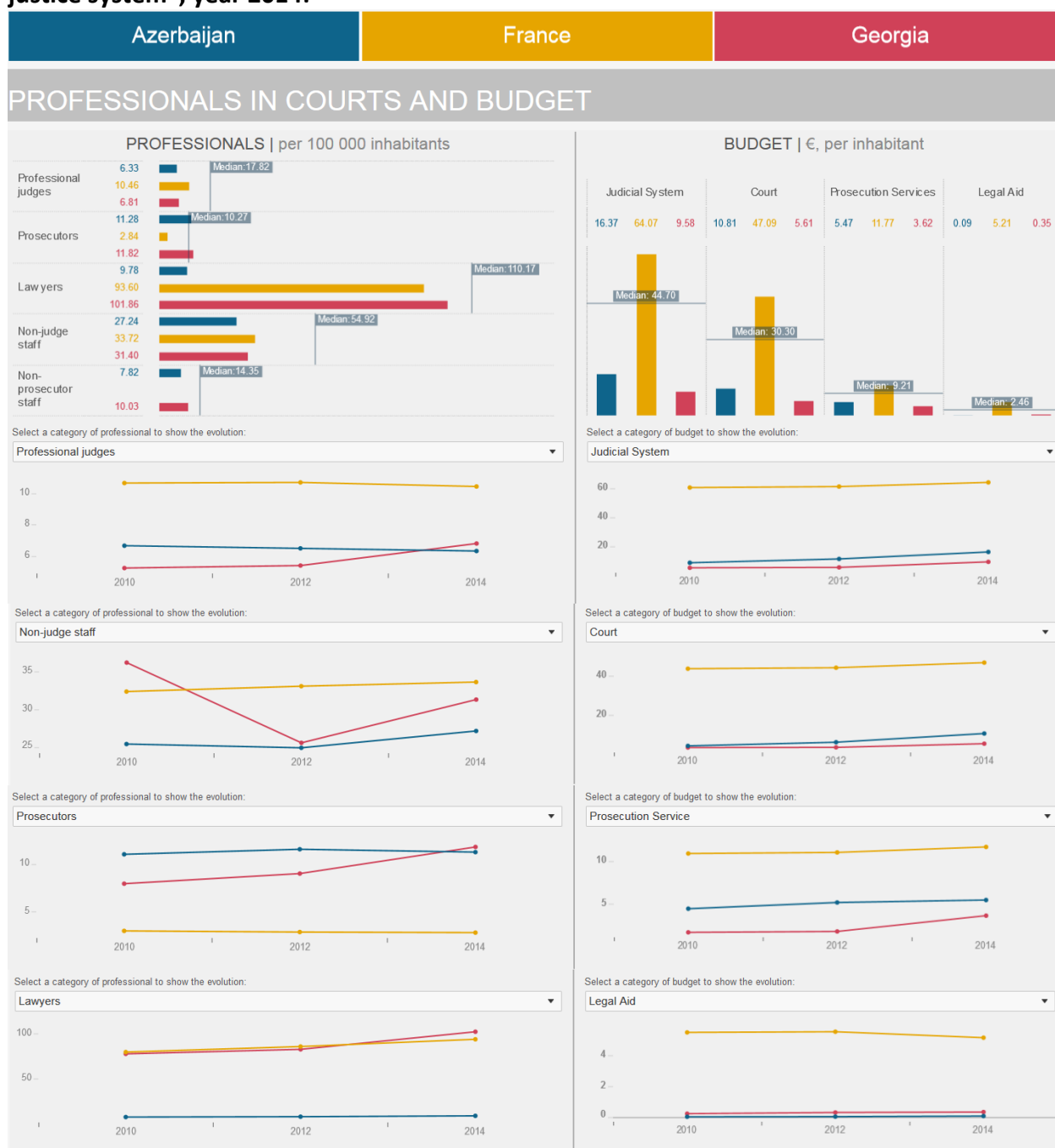
All countries or entities			
In Supreme courts for Criminal cases			
 Median of incoming cases (per 100 inhabitants) 0.0		 Median of Clearance Rate 100.6%	
 Median of pending cases (end of the year, per 100 inhabitants) 0.01		 Median of Disposition Time 90 days	
Azerbaijan			
Azerbaijan In Supreme courts for Criminal cases			
 Incoming cases per 100 inhabitants 0.02		 Clearance Rate 110.0%	
 Pending cases (end of the year, per 100 inhabitants) 0.00		 Disposition Time 33 days	
All countries or entities			
In Supreme courts for Litigious civil and commercial cases			
 Median of incoming cases (per 100 inhabitants) 0.0		 Median of Clearance Rate 97.2%	
 Median of pending cases (end of the year, per 100 inhabitants) 0.0		 Median of Disposition Time 198 days	
Azerbaijan			



Below are brought several example of comparative analyses that can be compiled through the CEPEJ-STAT database. These analyses may be continued in regard to all elements of the CEPEJ Report “European judicial systems – Edition 2016”.

Please note that in the same graphical and very informative way can be retrieved any information contained in the CEPEJ-STAT database, enabling the comparison between justice systems of different Council of Europe member States. For the purpose of this example Georgia and France were chosen to be compared to Azerbaijan. The researches may well choose other countries to compare the data of Azerbaijan with.





### Comparative graphs on the “Professionals in the justice system” and “Budgets of the justice system”, year 2014:







































## EFFICIENCY

### Comparative graphs on the caseload and main efficiency indicators (Clearance Rate and Disposition Time), year 2014.



































1st instance courts (criminal, litigious civil and commercial, administrative cases):

Azerbaijan In 1st instance for Criminal cases		France In 1st instance for Criminal cases		Georgia In 1st instance for Criminal cases	
					
Incoming cases per 100 inhabitants <b>0.13</b>	Clearance Rate <b>100.4%</b>	Incoming cases per 100 inhabitants <b>1.52</b>	Clearance Rate <b>95.0%</b>	Incoming cases per 100 inhabitants <b>0.43</b>	Clearance Rate <b>95.6%</b>
					
Pending cases (end of the year, per 100 inhabitants) <b>0.02</b>	Disposition Time <b>63 days</b>	Pending cases (end of the year, per 100 inhabitants)	Disposition Time	Pending cases (end of the year, per 100 inhabitants) <b>0.07</b>	Disposition Time <b>65 days</b>
Azerbaijan In 1st instance for Litigious civil and commercial cases		France In 1st instance for Litigious civil and commercial cases		Georgia In 1st instance for Litigious civil and commercial cases	
					
Incoming cases per 100 inhabitants <b>2.27</b>	Clearance Rate <b>99.5%</b>	Incoming cases per 100 inhabitants <b>2.64</b>	Clearance Rate <b>94.4%</b>	Incoming cases per 100 inhabitants <b>0.92</b>	Clearance Rate <b>93.3%</b>
					
Pending cases (end of the year, per 100 inhabitants) <b>0.20</b>	Disposition Time <b>33 days</b>	Pending cases (end of the year, per 100 inhabitants) <b>2.37</b>	Disposition Time <b>348 days</b>	Pending cases (end of the year, per 100 inhabitants) <b>0.23</b>	Disposition Time <b>100 days</b>
Azerbaijan In 1st instance for Administrative cases		France In 1st instance for Administrative cases		Georgia In 1st instance for Administrative cases	
					
Incoming cases per 100 inhabitants <b>0.15</b>	Clearance Rate <b>102.3%</b>	Incoming cases per 100 inhabitants <b>0.29</b>	Clearance Rate <b>96.3%</b>	Incoming cases per 100 inhabitants <b>0.23</b>	Clearance Rate <b>102.3%</b>
					
Pending cases (end of the year, per 100 inhabitants) <b>0.03</b>	Disposition Time <b>75 days</b>	Pending cases (end of the year, per 100 inhabitants) <b>0.24</b>	Disposition Time <b>305 days</b>	Pending cases (end of the year, per 100 inhabitants) <b>0.08</b>	Disposition Time <b>130 days</b>

## 2nd instance courts (criminal, litigious civil and commercial, administrative cases):

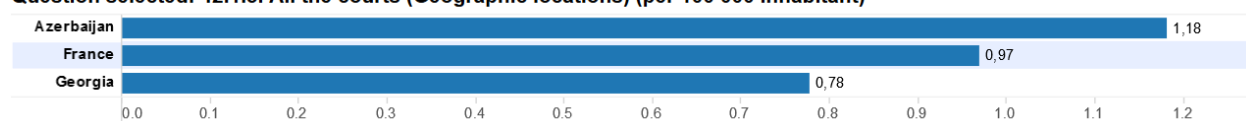
Azerbaijan In 2nd instance for Criminal cases		France In 2nd instance for Criminal cases		Georgia In 2nd instance for Criminal cases	
 Incoming cases per 100 inhabitants 0.04	 Clearance Rate 101.8%	 Incoming cases per 100 inhabitants 0.07	 Clearance Rate 98.4%	 Incoming cases per 100 inhabitants 0.04	 Clearance Rate 93.7%
 Pending cases (end of the year, per 100 inhabitants) 0.00	 Disposition Time 44 days	 Pending cases (end of the year, per 100 inhabitants) 0.05	 Disposition Time 246 days	 Pending cases (end of the year, per 100 inhabitants) 0.01	 Disposition Time 63 days
Azerbaijan In 2nd instance for Litigious civil and commercial cases		France In 2nd instance for Litigious civil and commercial cases		Georgia In 2nd instance for Litigious civil and commercial cases	
 Incoming cases per 100 inhabitants 0.15	 Clearance Rate 99.9%	 Incoming cases per 100 inhabitants 0.33	 Clearance Rate 93.5%	 Incoming cases per 100 inhabitants 0.13	 Clearance Rate 88.8%
 Pending cases (end of the year, per 100 inhabitants) 0.02	 Disposition Time 56 days	 Pending cases (end of the year, per 100 inhabitants) 0.41	 Disposition Time 477 days	 Pending cases (end of the year, per 100 inhabitants) 0.04	 Disposition Time 125 days
Azerbaijan In 2nd instance for Administrative cases		France In 2nd instance for Administrative cases		Georgia In 2nd instance for Administrative cases	
 Incoming cases per 100 inhabitants 0.03	 Clearance Rate 100.1%	 Incoming cases per 100 inhabitants 0.05	 Clearance Rate 100.2%	 Incoming cases per 100 inhabitants 0.06	 Clearance Rate 93.2%
 Pending cases (end of the year, per 100 inhabitants) 0.00	 Disposition Time 51 days	 Pending cases (end of the year, per 100 inhabitants) 0.04	 Disposition Time 334 days	 Pending cases (end of the year, per 100 inhabitants) 0.01	 Disposition Time 82 days

## Supreme courts (criminal, litigious civil and commercial, administrative cases):

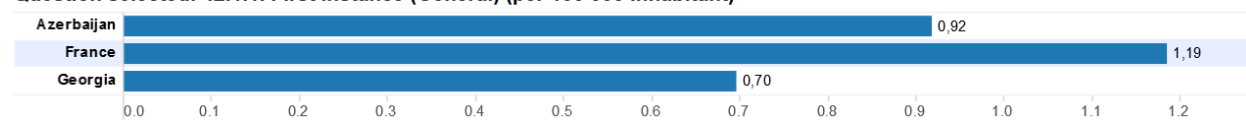
Azerbaijan In Supreme courts for Criminal cases		France In Supreme courts for Criminal cases		Georgia In Supreme courts for Criminal cases	
 Incoming cases per 100 inhabitants <b>0.02</b>	 Clearance Rate <b>110.0%</b>	 Incoming cases per 100 inhabitants <b>0.01</b>	 Clearance Rate <b>102.4%</b>	 Incoming cases per 100 inhabitants <b>0.01</b>	 Clearance Rate <b>71.2%</b>
 Pending cases (end of the year, per 100 inhabitants) <b>0.00</b>	 Disposition Time <b>33 days</b>	 Pending cases (end of the year, per 100 inhabitants) <b>0.01</b>	 Disposition Time <b>156 days</b>	 Pending cases (end of the year, per 100 inhabitants) <b>0.01</b>	 Disposition Time <b>238 days</b>
Azerbaijan In Supreme courts for Litigious civil and commercial cases		France In Supreme courts for Litigious civil and commercial cases		Georgia In Supreme courts for Litigious civil and commercial cases	
 Incoming cases per 100 inhabitants <b>0.06</b>	 Clearance Rate <b>99.0%</b>	 Incoming cases per 100 inhabitants <b>0.03</b>	 Clearance Rate <b>92.2%</b>	 Incoming cases per 100 inhabitants <b>0.04</b>	 Clearance Rate <b>81.7%</b>
 Pending cases (end of the year, per 100 inhabitants) <b>0.01</b>	 Disposition Time <b>49 days</b>	 Pending cases (end of the year, per 100 inhabitants) <b>0.03</b>	 Disposition Time <b>425 days</b>	 Pending cases (end of the year, per 100 inhabitants) <b>0.02</b>	 Disposition Time <b>230 days</b>
Azerbaijan In Supreme courts for Administrative cases		France In Supreme courts for Administrative cases		Georgia In Supreme courts for Administrative cases	
 Incoming cases per 100 inhabitants <b>0.01</b>	 Clearance Rate <b>104.4%</b>	 Incoming cases per 100 inhabitants <b>0.02</b>	 Clearance Rate <b>101.4%</b>	 Incoming cases per 100 inhabitants <b>0.02</b>	 Clearance Rate <b>90.7%</b>
 Pending cases (end of the year, per 100 inhabitants) <b>0.00</b>	 Disposition Time <b>56 days</b>	 Pending cases (end of the year, per 100 inhabitants) <b>0.01</b>	 Disposition Time <b>185 days</b>	 Pending cases (end of the year, per 100 inhabitants) <b>0.01</b>	 Disposition Time <b>149 days</b>

## Courts (goographical locations)

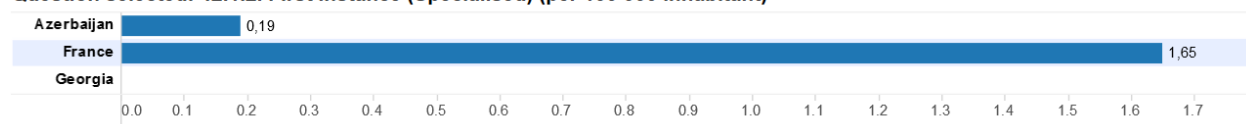
Question selected: 42.1.3. All the courts (Geographic locations) (per 100 000 inhabitant)



Question selected: 42.1.1. First instance (General) (per 100 000 inhabitant)

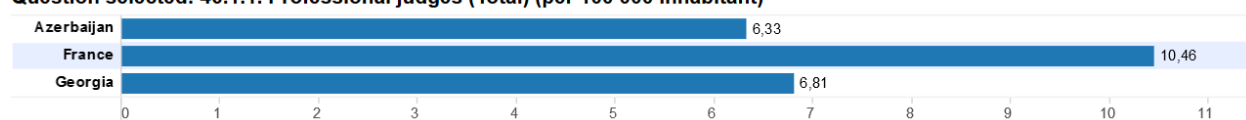


Question selected: 42.1.2. First instance (Specialised) (per 100 000 inhabitant)

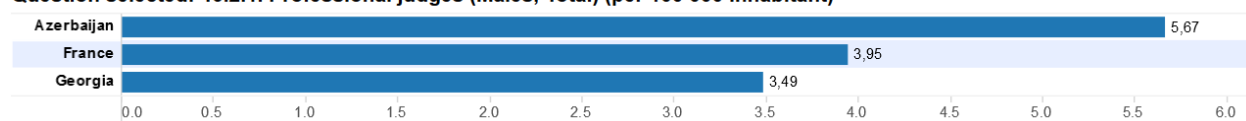


## Judges (total)

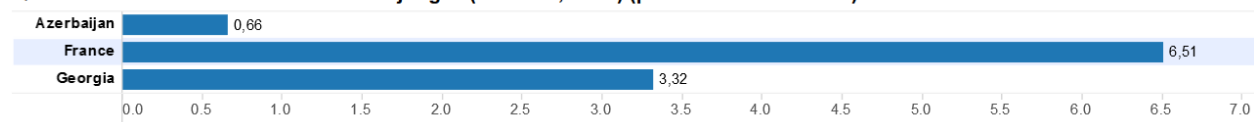
Question selected: 46.1.1. Professional judges (Total) (per 100 000 inhabitant)



Question selected: 46.2.1. Professional judges (Males, Total) (per 100 000 inhabitant)

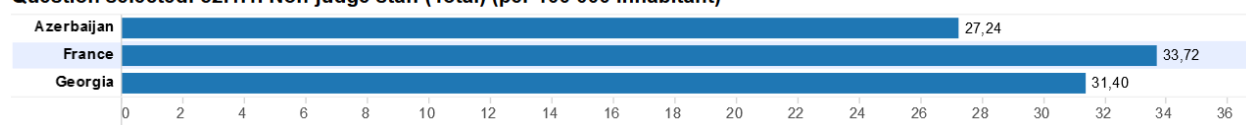


Question selected: 46.3.1. Professional judges (Females, Total) (per 100 000 inhabitant)



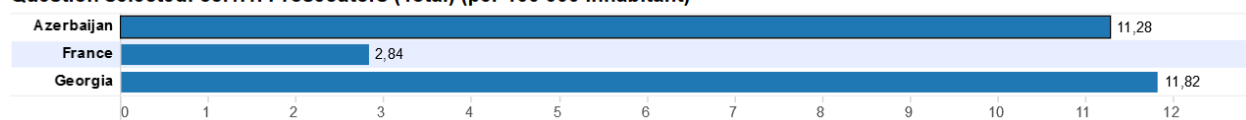
## Non-judge staff (total)

Question selected: 52.1.1. Non-judge staff (Total) (per 100 000 inhabitant)

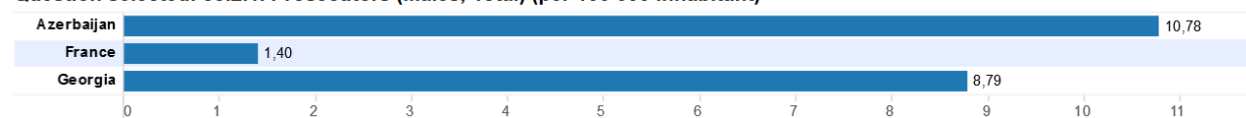


## Prosecutors (total)

Question selected: 55.1.1. Prosecutors (Total) (per 100 000 inhabitant)



Question selected: 55.2.1. Prosecutors (Males, Total) (per 100 000 inhabitant)



Question selected: 55.3.1. Prosecutors (Females, Total) (per 100 000 inhabitant)

