

# The European Red List of Birds, implications for Species Action Plans and next steps

Christina Ieronymidou

European Species Programme Officer

BirdLife International

5th Meeting of the Group of Experts on the  
Conservation of Birds – 12 October 2015

# European Red List of Birds

- Funded by European Commission
- Broad project consortium led by BirdLife
- (1) Produce two regional Red Lists of birds using latest IUCN guidelines for (1) Europe and (2) EU27
- (2) Provide assistance to EU Member States during first round using new system for reporting on EU Birds Directive (Article 12 reporting)
- (3) Provide technical support to EC for EU-level analyses of Article 12 data

# EU Birds Directive – Article 12 reporting

## *Article 12*

1. Member States shall forward to the Commission every three years, starting from 7 April 1981, a report on the implementation of national provisions taken under this Directive.
2. The Commission shall prepare every three years a composite report based on the information referred to in paragraph 1. That part of the draft report covering the

**Legend:** + Increasing 0 Stable x Unknown - Decreasing F Fluctuating

Please note that additional information on mouse over values and trends stands for the quality of the underlying data as reported

**Current selection:** 2008-2012, Actitis hypoleucos. Show all

### Data from Member States reports

MS	Breeding Population								Breeding Range							
	Population			Trend					Surface			Trend				
	Size&Unit	i	% MS	Period	ST Trend	Period	LT Trend	i	Area	i	% MS	Period	ST Trend	Period	LT Trend	i
AT	250 - 350 p		0.1	2001-2012	0	1980-2012	x		68759		3.1	2001-2012	0	1980-2012	0	
BE	p	#		2000-2012	x	1980-1998	-(100 - 100)	#				2000-2012	F	1980-2012	F	#
BG	120 - 220 p		0.1	2000-2012	0	1980-2012	x		51900		2.4	2000-2012	0	1980-2012	x	
CZ																
DE	300 - 420 p		0.1	1998-2009	+(11 - 40)	1985-2009	0	#	23506		1.1	1998-2009	0	1985-2009	-(51 - 100)	#
EE	5000 - 10000 p		2.4	2001-2012	0	1980-2012	0		39700		1.8	2001-2012	0	1980-2012	-(27 - 27)	
ES	450 - 3100 p	#	0.5	1998-2011	0	1980-2011	-	#	331564		15.1	1998-2011	0	1980-2011	-	#
FI	110000 - 180000 p		48.3	2001-2012	-(10 - 42)	1983-2012	-(19 - 47)	#	380900		17.3	2001-2012	x	1980-2010	+(1 - 1)	
FR	700 - 1000 p		0.3	2001-2012	x	1985-2013	-(5 - 25)	#	71700		3.3	2000-2012	x	1985-2013	-(10 - 15)	#



# State of Nature in the EU: Results from reporting under the nature directives 2007-2012



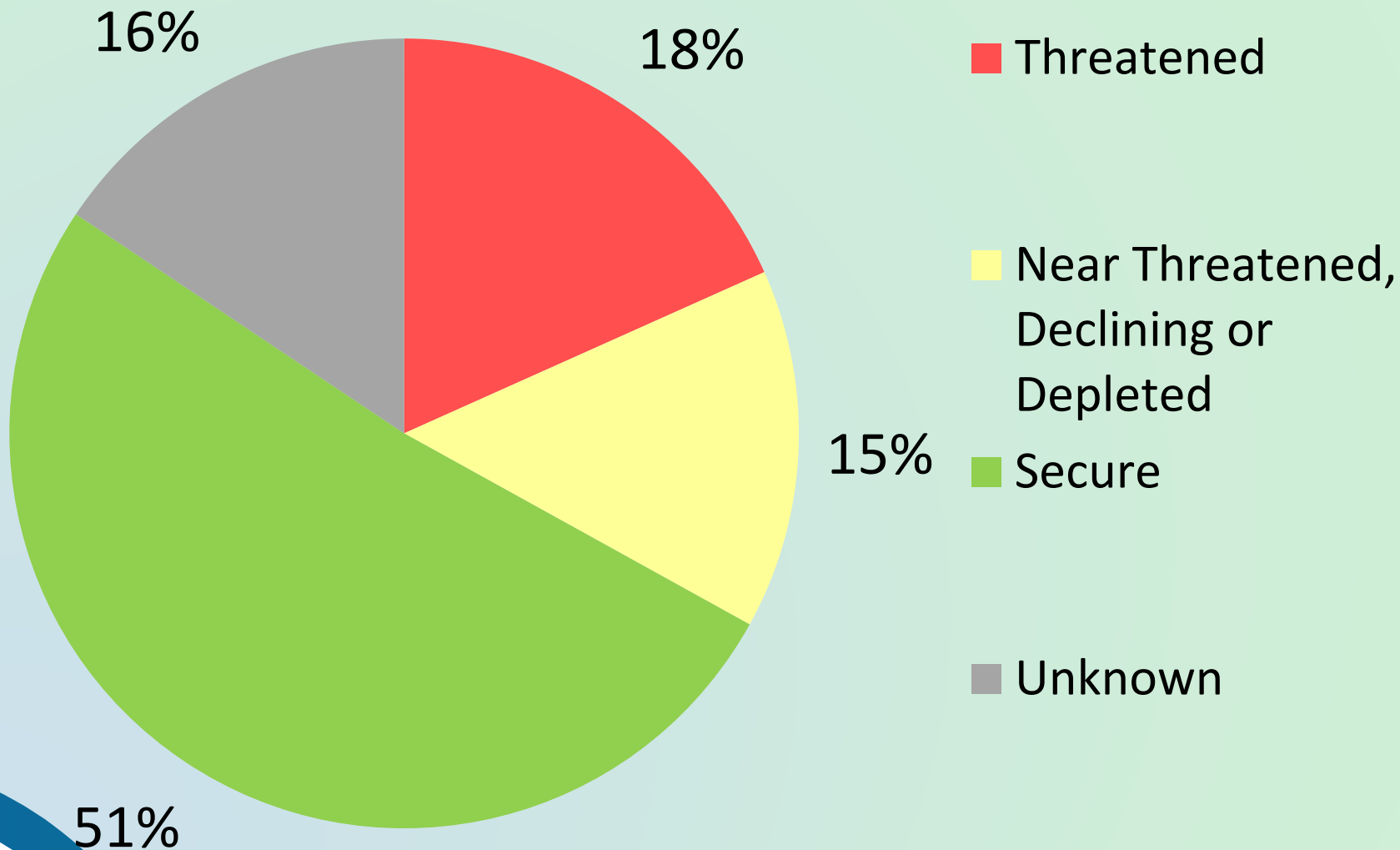
# Measuring progress towards 2020

Population status assessments for all species completed and used to measure progress towards the EU's 2020 bird target:

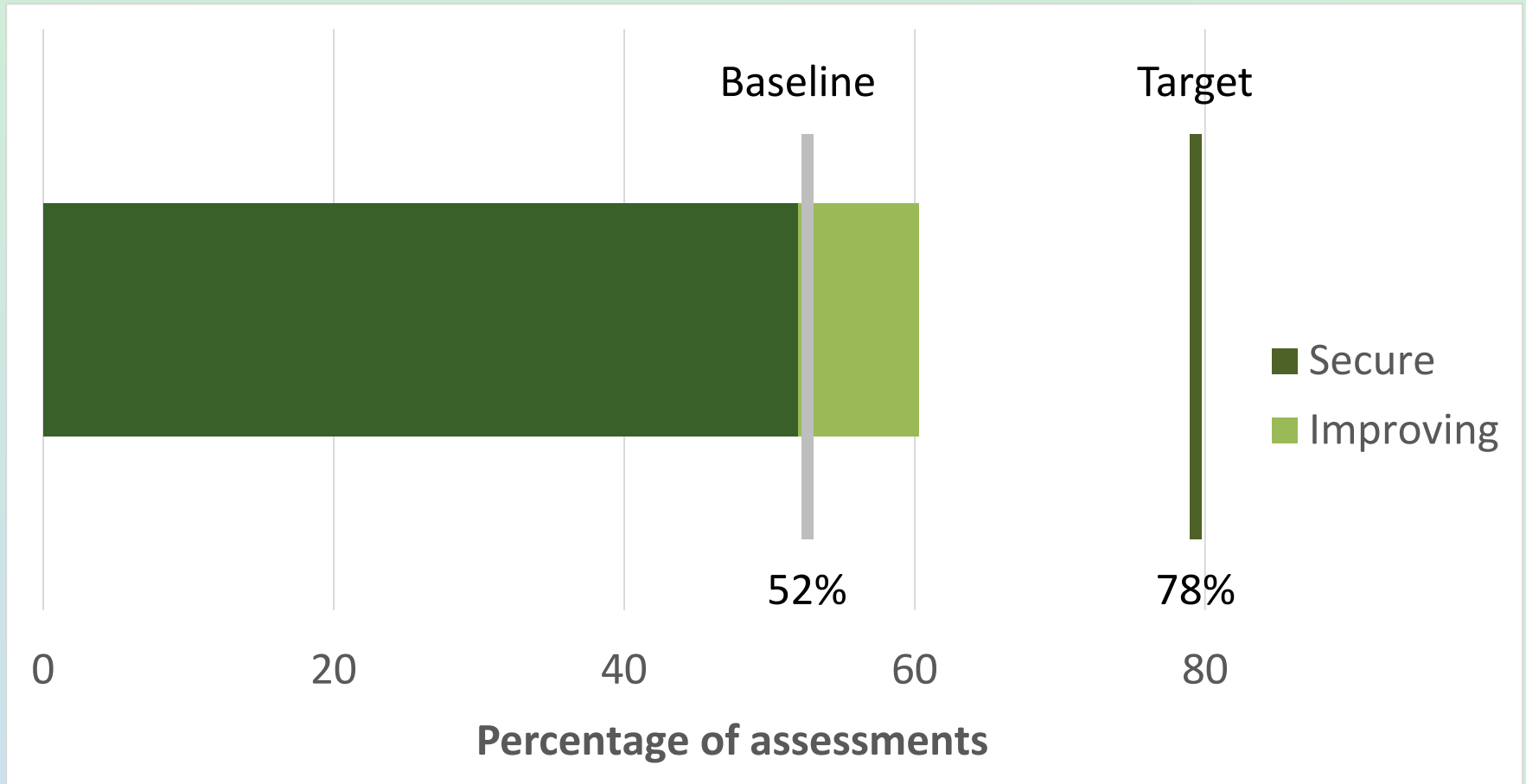
**‘By 2020, 50% more species assessed under the Birds Directive show a secure or improved status’**



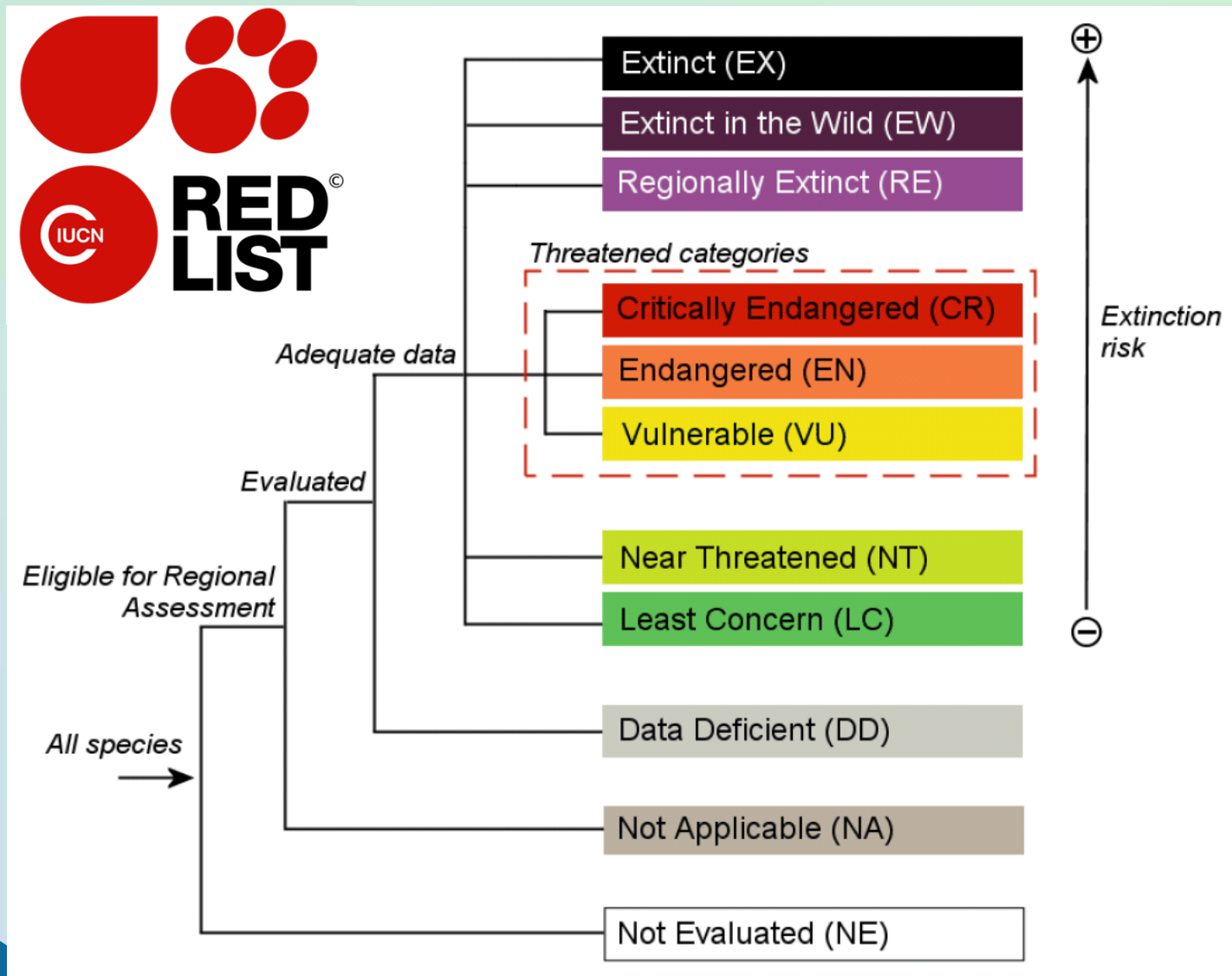
# Results of EU population status assessment



# Progress towards 2020 bird target



# European Red List of Birds



# European Red List of Birds

<http://www.birdlife.org/datazone/info/euroredlist>


The IUCN Red List of Threatened Species™ 2015-3 [Login](#) | [FAQ](#) | [Contact](#) | [Terms of use](#) | [IUCN.org](#)

[About](#) [Initiatives](#) [News](#) [Photos](#) [Partners](#) [Sponsors](#) [Resources](#) [Take Action](#)

Enter Europe search term(s)  [OTHER SEARCH OPTIONS](#) [Discover more](#) [DONATE NOW!](#)

[Home](#) > [Parus major \(Great Tit\)](#)

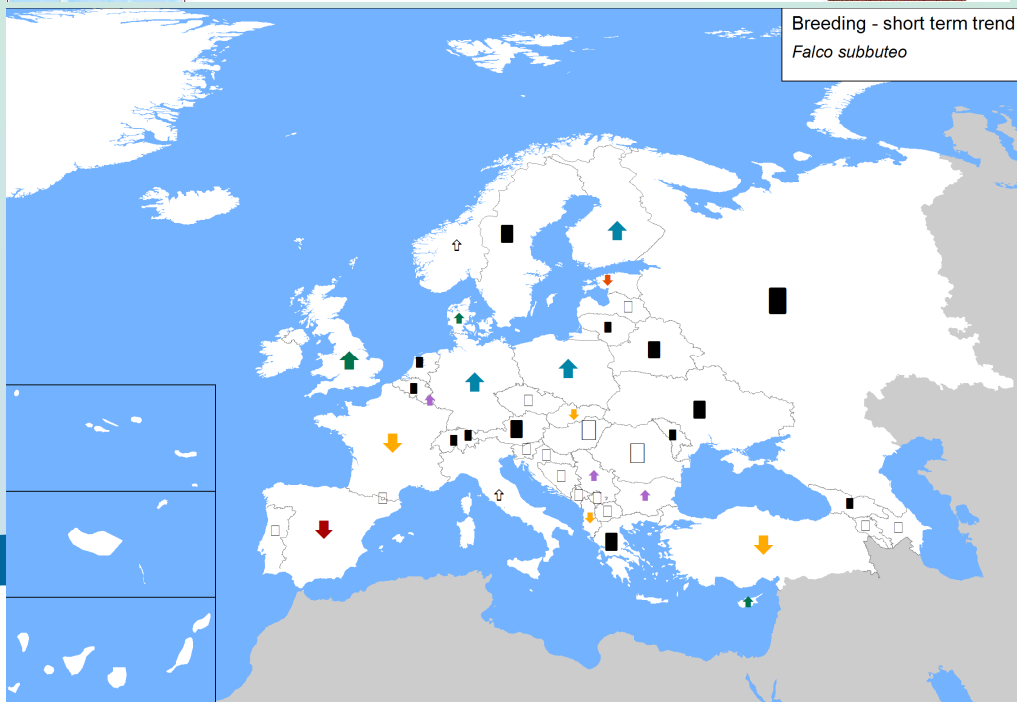
**Parus major** Scope: Europe

 © Frank Teigler

[Summary](#) [Classification Schemes](#) [Images & External Links](#) [Bibliography](#) [Full Account](#)

[Taxonomy](#)  
[Assessment Information](#)

NOT EVALUATED	DATA DEFICIENT	LEAST CONCERN	NEAR THREATENED	VULNERABLE	ENDANGERED	CRITICALLY ENDANGERED	EXTINCT IN THE WILD	EXTINCT
NE	DD	LC	NT	VU	EN	CR	EW	EX



## European Red List of Birds

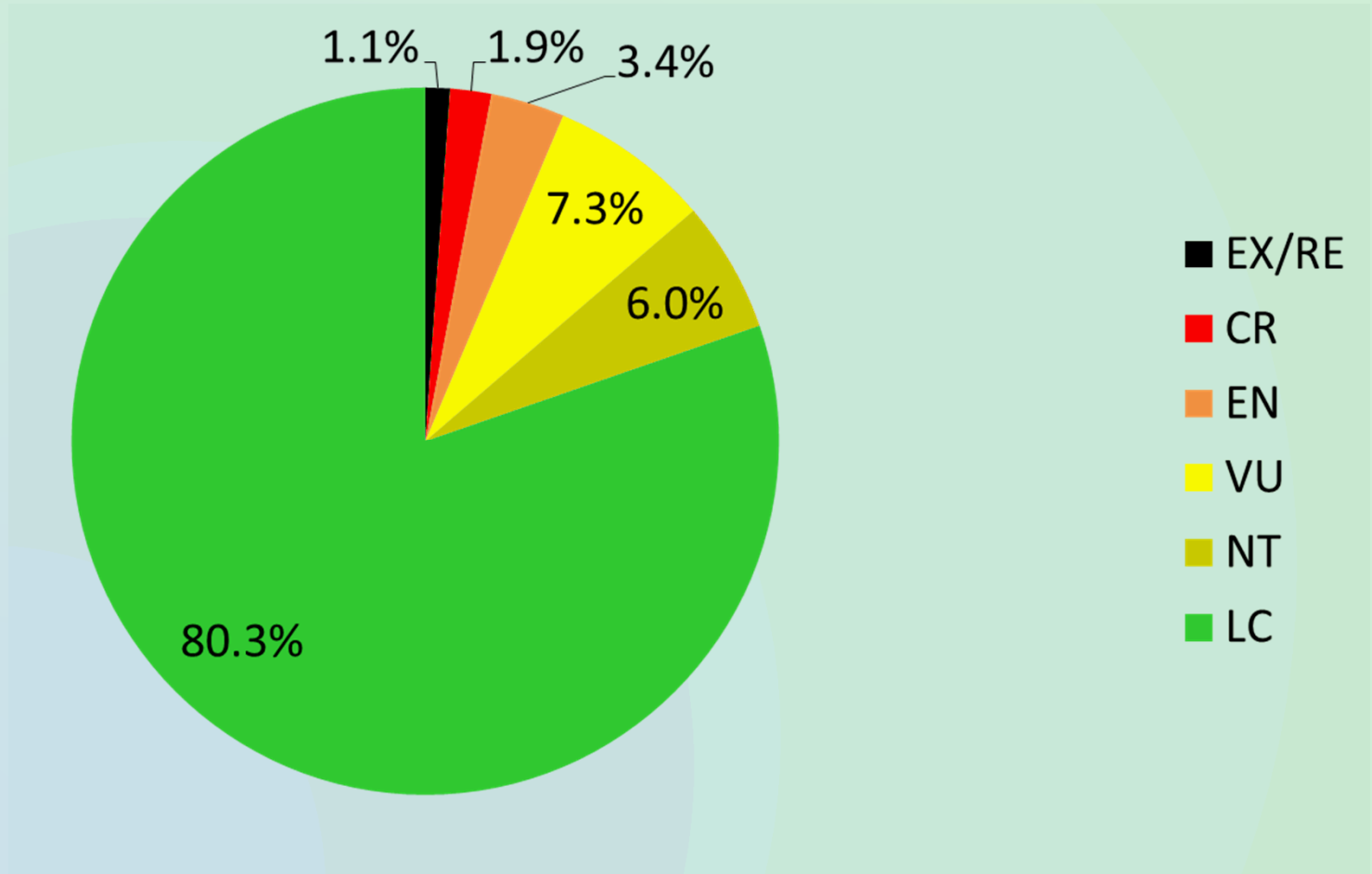
Compiled by BirdLife International



# Headline results of European Red List

Threatened categories	IUCN Red List Categories		No. species
	Extinct (EX)		2
	Regionally Extinct (RE)		4
	Critically Endangered (CR)		10
	Endangered (EN)		18
	Vulnerable (VU)		39
	Near Threatened (NT)		32
	Least Concern (LC)		428
	Total number of species assessed		533

# Headline results of European Red List





# Improvements between 2004 and 2015: 20 species reclassified as LC in Europe



# Improvements between 2004 and 2015: 25 species downlisted to lower threat categories





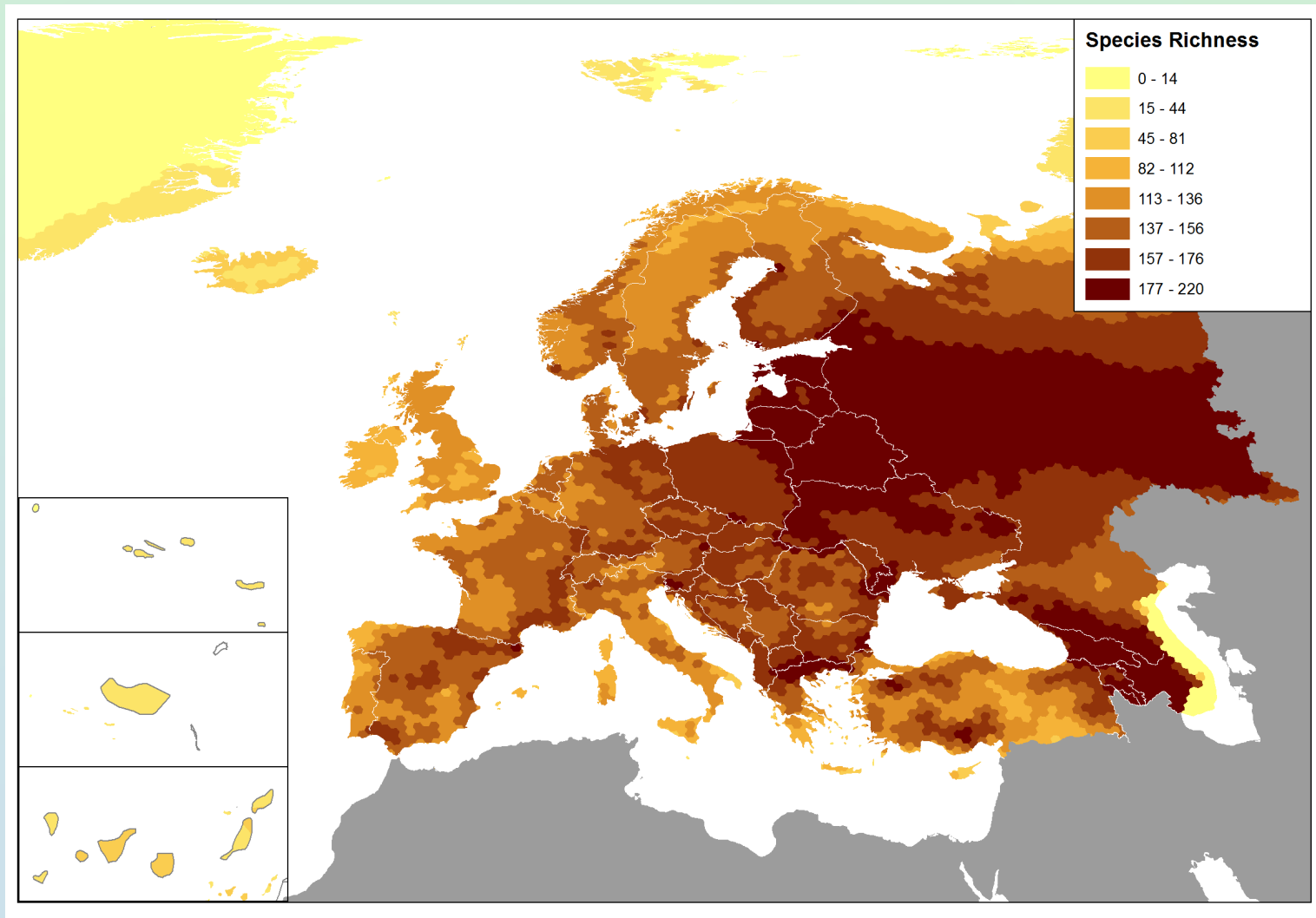
# Deteriorations between 2004 and 2015: 29 species reclassified as threatened in Europe



# Deteriorations between 2004 and 2015: 7 species uplisted to higher threat categories

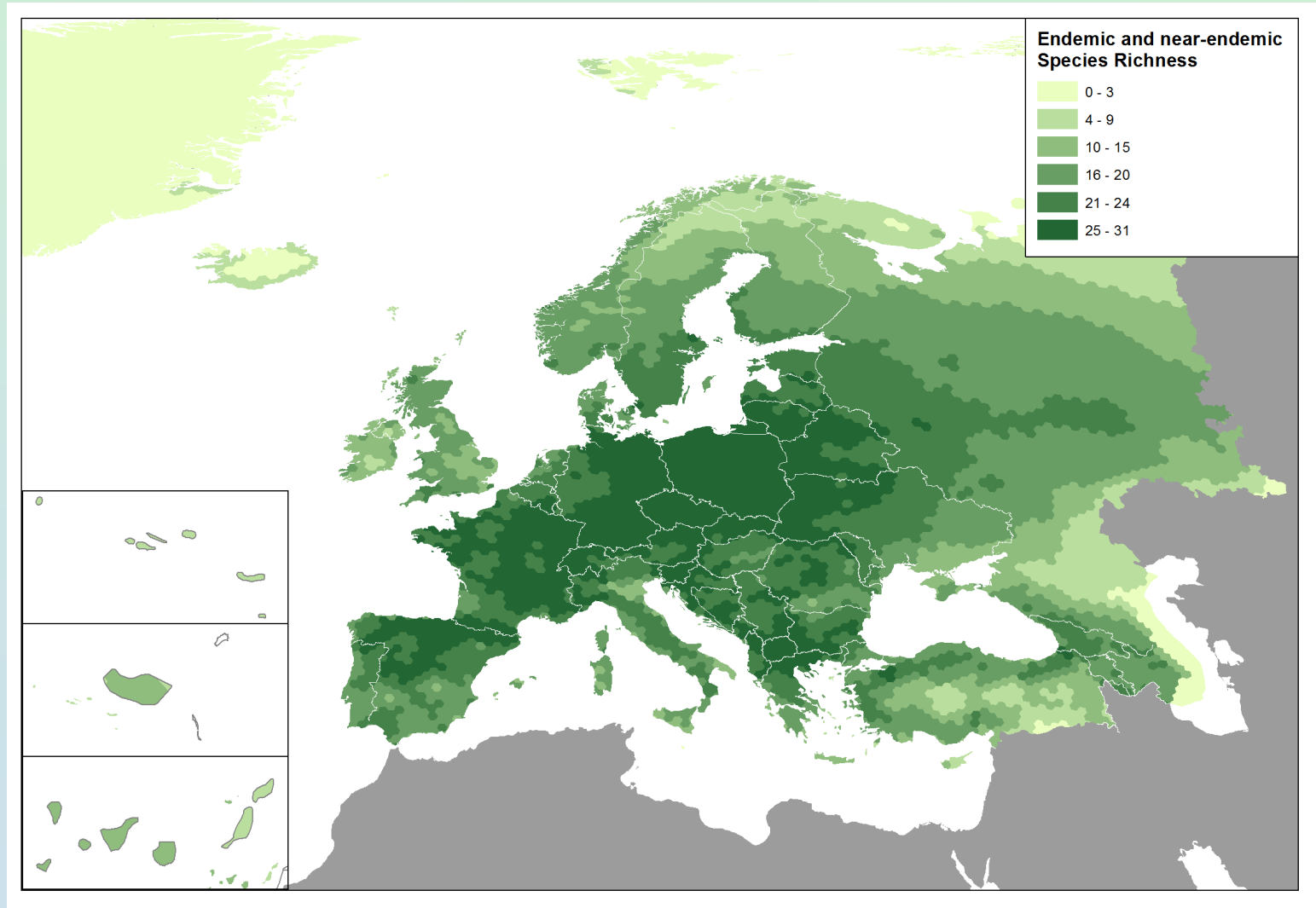


# Species richness – all European species

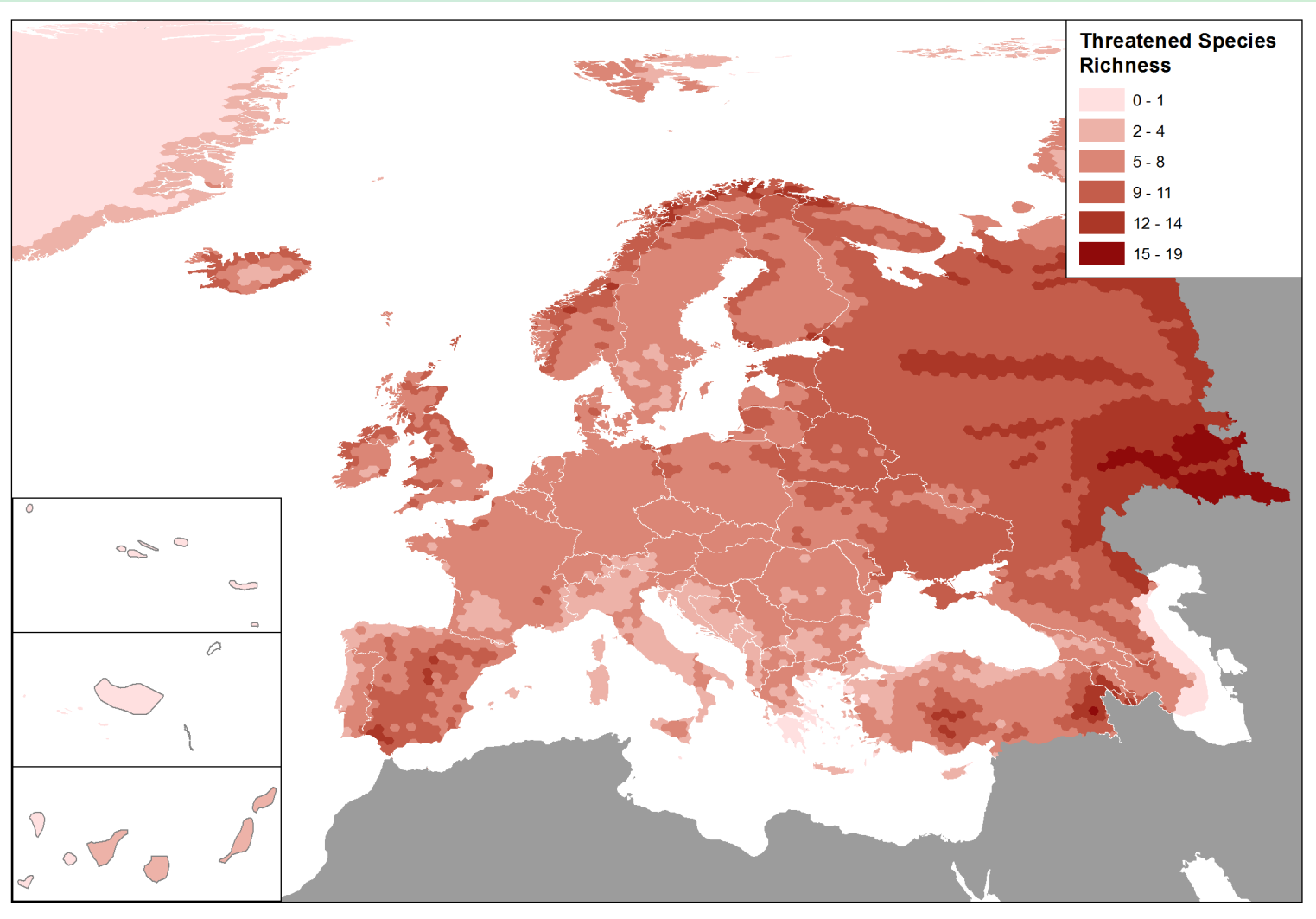




# Species richness – (near) endemic species



# Species richness – threatened species



# Habitat associations of threatened species

Habitat type	Threatened
Unclassified	26%
<b>Agricultural and grassland habitats</b>	<b>23%</b>
Marine habitats	20%
Tundra, mires and moorland	18%
Mediterranean habitats	13%
Inland wetlands	9%
Montane habitats	8%
Coastal habitats	8%
Associated with multiple habitats	5%
Boreal and temperate forests	3%



# What factors threaten European birds?

## Top 2 threats:

‘Biological resource use’

illegal killing of birds

‘Agriculture and aquaculture’

changes in land-use practices

## Followed by:

‘climate change and severe weather’

‘pollution’ – incl. biocides

‘invasive and other problematic species’

‘natural system modifications’

mainly hydrology, but also land-use change

# Wider implications and plans

## Global Red List

29 October 2015

## SPEC assessment

‘Birds in Europe 3’

## Prioritisation of species

Species Action Plans

		Relative size of the EU vs. global population					
		75–100%	50–74%	25–49%	1–25%	None (0%)	
Urgency at global and EU level	Global threat status (2010 IUCN Red List)	CR	1	1	1	2	
	EN	1	1	2	2		
	VU	1	2	2	3		
	NT	2	2	3	3		
	EU threat status (2004 Birds in the EU)	CR	2	3	3	4	
	EN	3	3	4	4		
	VU	3	4	4	5		
	Declining	4	4	5	5		
	Secure, Depleted, Rare, Localised						

# Species Action Plans – the good



- Status, ecology, threats and key conservation actions required
- Agreement and commitment amongst multiple stakeholders
- Target resources to most urgent actions
- Ability to advance actions on international/flyway scale

# Species Action Plans – the not-so-good



- Many plans endorsed by the European Commission are now out of date and in need of revision
- Species prioritisation and selection process in the EU not systematic or repeatable

# LIFE EuroSAP

## Coordinated Efforts for International Species Recovery

- LIFE preparatory project
- Funded by the European Commission
- Co-funded by AEWA and each of the project partners



# LIFE EuroSAP

## Coordinated Efforts for International Species Recovery

- 2015-2018
- 12 partners led by BirdLife International






# LIFE EuroSAP

- 2 new plans



# LIFE EuroSAP

- 6 plans updated





# LIFE EuroSAP

- 1 Multi-species plan
  - Lowland grassland breeding waders



# LIFE EuroSAP

- Coordination in development & implementation of SAPs
  - SAP Tracking Tool
    - Web-based collaborative platform
    - Support plan administration, planning, monitoring & communication
  - 'European Species Coordination Group'
    - Prioritisation of species in need of new or revised plans
    - Commissioning development, review and revision of plans
    - Consultation among EU MS & Contracting Parties
    - Coordinate plan production, consultation & approval
    - Coordinate plan implementation
    - Monitoring and reporting on the implementation & revision of plans

# Thank you

European Red List of Birds Consortium Steering Committee

National European Red List of Birds coordinators from more than 50 countries and territories & thousands of volunteer bird surveyors

European Environment Agency, European Topic Centre on Biological Diversity

LIFE EuroSAP project Steering Committee & extended project team

African-Eurasian Migratory Waterbird Agreement

European Commission DG Environment

BirdLife colleagues



Partnership for nature and people

